

# The growth of wind-waves in finite depth

P. MONTALVO<sup>1,2</sup>, J. DORIGNAC<sup>1,2</sup>, M. A. MANNA<sup>1,2</sup> † ,  
C. KHARIF<sup>3,4</sup> and H. BRANGER<sup>4</sup>

<sup>1</sup> Université Montpellier 2, Laboratoire Charles Coulomb UMR 5221, F-34095, Montpellier, France.

<sup>2</sup> CNRS, Laboratoire Charles Coulomb UMR 5221, F-34095, Montpellier, France.

<sup>3</sup> Ecole Centrale Marseille, 38 rue Frédéric Joliot-Curie, 13451 Marseille cedex 20.

<sup>4</sup>Institut de Recherche sur les Phénomènes Hors Équilibre, CNRS, AMU, UMR 7342, 49 rue Frédéric Joliot-Curie, BP 146, 13384 Marseille cedex 13, France.

(Received June 2012)

In order to study the growth of wind waves in finite depth we extend Miles' theory to the finite depth domain. A depth-dependent wave growth rate is derived from the dispersion relation of the wind/water interface. A suitable dimensionless finite depth wave age parameter allows us to plot a family of wave growth curves, each family member characterized by the water depth. Two major results are that for small wave age, the wave growth rates are comparable to those of deep water and for large wave age, a finite-depth wave-age-limited growth is reached, with wave growth rates going to zero. The corresponding limiting wave length and limiting phase speed are explicitly calculated in the shallow and in the deep water cases. A qualitative agreement with well-known empirical results is established and shows the robust consistency of the linear theoretical approach.

**Key words:** surface gravity waves, deep water, finite depth, growth rate, wind waves.

## 1. Introduction

The problem of wind-induced wave growth, whose starting points are the Navier-Stokes equations, is a formidable one and several approximations and assumptions were done to fully understand it. The pioneer works are those of Jeffreys (1924, 1925), Phillips (1957) and Miles (1957).

From a mathematical point of view, Miles' theory is based on the dispersion relation of the air-sea interface and the related Rayleigh equation (Rayleigh 1880; Conte & Miles 1959; Drazin & Reid 1982). Miles' physical mechanism of wave generation by wind assumes that ocean surface waves are generated by a resonance phenomenon. Resonance appears between the wave-induced pressure gradient on the inviscid shear airflow and the surface waves. Basically, it occurs when the phase velocity of the surface wave equals the flow velocity. The usual model has two spatial dimensions, the water is assumed deep, the viscosity is disregarded, the equations of motions are linearized and air flow turbulence is largely neglected, except in its role in setting up the logarithmic shear flow. The air domain is also considered inviscid and the dynamics equations are linearized around a prescribed mean wind velocity. The subsequent Rayleigh equation, depending on a logarithmic wind profile, is solved by a combination of analytical and numerical methods. For a good review on wind-induced wave growth as well as further progress in quasi linear theory see Miles (1997) and Janssen (2004). Alternatively, a review of Jeffreys' theory and some of its applications can be found in Touboul *et al.* (2008).

Despite these severe simplifications, the Miles' theory brings a sufficiently ideal model to investigate the physics of the water wave growth problem. It allows, at least linearly, an analytical treatment of the phenomenon.

Nonetheless, Miles' theory is limited to deep water thus restrictive with regards to winds generating nearshore ocean waves or shallow lakes waves. This issue is really challenging the physics community and the engineering community. The former because the only way to tackle this basic question in interfacial fluid dynamics is *via* an adequate modelling, and the latter because in coastal

† Email address for correspondence: Miguel.Manna@univ-montp2.fr

engineering works the wave field must be influenced by the water depth. Therefore a theoretical extension of Miles's mechanism to finite depth is lacking in the field.

The situation is very different from the experimental point of view. A lot of investigations were done on the subject. Especially the experiments in the shallow Lake George in Australia by Young and co-workers in references Young (1997), Young (1999), Young & Verhagen (1996a) and Young & Verhagen (1996b). They gave one of the first systematic attempts to understand the physics of wave-wind generation in water of finite depth. They provided empirical relationships in terms of appropriate dimensionless parameters able to reproduce experimental data. Fetch limited wind-waves growth experiments in finite depth water confirmed the existence of asymptotic limits to growth of wave energy and spectrum peak frequency. The more important discovery was that at short fetches the growth rates tended to be comparable to the deep water limit. At longer fetches, the growth rate is lower in shallow water than in deep water, and beyond a limit fetch, the growth rate vanishes.

In this paper we deal with the extension of Miles' theory to the finite depth context. We use the Rayleigh equation associated to the air motion with the linear dispersion relation adapting the method given by Beji & Nadaoka (2004) for the deep water case. An suitable non-dimensional finite depth wave age allow us to derive an explicit expression for the wave growth rate. Evolution of the latter against the wave age is plotted. It clearly shows a phenomenon of finite depth limited growth. The model is able to derive from theoretical expressions (with a good degree of accuracy) important empirical results such as the asymptotic limit where wave growth rate goes to zero.

The paper is organized as follows. In sections (2) and (2.1) the linear problem in the water domain is introduced after a brief presentation of the model. In section (2.2) the air domain is coupled with the water domain and make it possible to solve the linear interface problem. We derive the linear dispersion relation of the Miles' theory of wind wave generation in finite depth. In section (3) we introduce dimensionless variables and scalings and we obtain the suitable growth rate. The linear dynamic is discussed in section (4) with special emphasis on its qualitative agreement with empirical relations. Section (5) draws the conclusions and the perspectives. Finally in Appendix (A) we give some details of the numerical work behind.

## 2. The interface problem.

We are going to study the stability of an air-water interface. Let the fluid particles be located relatively to a fix rectangular Cartesian frame with origin  $O$  and axes  $(x, y, z)$ , where  $Oz$  is the upward vertical direction. We assume translational symmetry along  $y$  and we will only consider a sheet of fluid parallel to the  $xz$  plane.  $z = 0$  characterizes the interface at rest. The perturbed air-water interface will be described by  $z = \eta(x, t)$ . The air occupies the  $\eta(x, t) < z < +\infty$  region, and the water lies between the bottom located at  $z = -h$  and the free surface  $z = \eta(x, t)$ . We assume the water as well as the air inviscid and incompressible. The air flow will be described by a prescribed mean shear flow, only depending on the vertical coordinate  $z$ . We assume the dynamic to be linear, and disregard the air turbulence, building a *quasi-laminar theory*.

### 2.1. The water domain

In the water domain we consider the Euler equations for finite depth. The horizontal and vertical velocities of the fluid are  $u(x, z, t)$ , and  $w(x, z, t)$ . The continuity equation and the linearized equation of motion in the water domain read as (Lighthill (1978))

$$u_x + w_z = 0, \quad \rho_w u_t = -P_x, \quad \rho_w w_t = -P_z - g\rho_w, \quad (2.1)$$

where  $P(x, z, t)$  is the pressure,  $g$  the gravitational acceleration,  $\rho_w$  is the water density and subscripts in  $u$ ,  $w$  and  $P$  denote partial derivatives. The boundary conditions at  $z = -h$  and at  $z = \eta(x, t)$  are

$$w(-h) = 0, \quad \eta_t = w(0), \quad (2.2)$$

$$P(x, \eta, t) = P_a(x, \eta, t), \quad (2.3)$$

where  $P_a$  is the air pressure evaluated at  $z = \eta$ . Thus equation (2.3) is the continuity of the pressure across the air/water interface. As this is a vital assumption for the growth mechanism, we give it

a more pleasant expression. So, let us introduce a reduced pressure defined by

$$\mathbf{P}(x, z, t) = P(x, z, t) + \rho_w g z - P_0, \quad (2.4)$$

where  $P_0$  is the atmospheric pressure. In terms of (2.4) equations (2.2)-(2.3) read

$$u_x + w_z = 0, \quad \rho_w u_t = -\mathbf{P}_x, \quad \rho_w w_t = -\mathbf{P}_z, \quad (2.5)$$

$$w(-h) = 0, \quad \eta_t = w(0), \quad (2.6)$$

$$\mathbf{P}(x, \eta, t) = P_a(x, \eta, t) + \rho_w g \eta - P_0. \quad (2.7)$$

The linear equations system (2.5)- (2.7) can be solved, assuming normal mode solutions as

$$\mathbf{P} = \mathcal{P}(z) \exp(i\theta), \quad u = \mathcal{U}(z) \exp(i\theta), \quad w = \mathcal{W}(z) \exp(i\theta), \quad \eta = \eta_0 \exp(i\theta), \quad (2.8)$$

with  $\theta = k(x - ct)$  where  $k$  is the wavenumber,  $c$  the phase speed and  $\eta_0$  is a constant. Using equations (2.5), (2.6), (2.7) and (2.8) we obtain

$$w(x, z, t) = \frac{-ikc \sinh k(z+h)}{\sinh kh} \eta_0 \exp(i\theta), \quad (2.9)$$

$$u(x, z, t) = \frac{kc \cosh k(z+h)}{\sinh kh} \eta_0 \exp(i\theta), \quad (2.10)$$

$$\mathbf{P}(x, z, t) = \frac{k\rho_w c^2 \cosh k(z+h)}{\sinh kh} \eta_0 \exp(i\theta). \quad (2.11)$$

The phase speed  $c$  is unknown in equations (2.9)-(2.11). To determine  $c$  we have to consider the boundary conditions (2.7) (not yet used) and (2.6) which yields

$$c^2 k \rho_w \eta_0 \exp(i\theta) \coth kh - \rho_w g \eta_0 \exp(i\theta) + P_0 = P_a(x, \eta, t). \quad (2.12)$$

In the single-domain problem  $P_a(x, \eta, t) = P_0$  and (2.12) gives the usual expression for  $c$ ,

$$c^2 = c_0^2 = \frac{g}{k} \tanh(kh). \quad (2.13)$$

It is not the case here, and we must use the air pressure evaluated at  $z = \eta$  to determine  $c$ .

## 2.2. The air domain

Let us consider the linearized (inviscid) governing equation of a steady air flow, with a prescribed mean horizontal velocity  $U(z)$  depending on the vertical coordinate  $z$ . We are going to study perturbations to the mean flow  $U(z)$ :  $u_a(x, z, t)$ ,  $w_a(x, z, t)$  and  $P_a(x, z, t)$  (subscript  $a$  stands for *air*). So with  $\mathbf{P}_a(x, z, t) = P_a(x, z, t) + \rho_a g z - P_0$ ,  $\rho_a$  the air density, and  $U' = dU(z)/dz$  we have the following equations

$$u_{a,x} + w_{a,z} = 0, \quad (2.14)$$

$$\rho_a [u_{a,t} + U(z)u_{a,x} + U'(z)w_a] = -\mathbf{P}_{a,x}, \quad (2.15)$$

$$\rho_a [w_{a,t} + U(z)w_{a,x}] = -\mathbf{P}_{a,z}, \quad (2.16)$$

which must be completed with some appropriate boundary conditions. The first one is the kinematic boundary condition for air, evaluated at the aerodynamic sea surface roughness  $z_0$  placed just above the interface. It reads

$$\eta_t + U(z_0)\eta_x = w_a(z_0). \quad (2.17)$$

We choose  $U(z)$  to be the logarithmic wind profile. The log wind profile is commonly used to describe the vertical distribution of the horizontal mean wind speed within the lowest portion of the air-side of the marine boundary layer (Garratt *et al.* 1996)

$$U(z) = U_1 \ln(z/z_0), \quad U_1 = \frac{u_*}{\kappa}, \quad \kappa \approx 0.41, \quad (2.18)$$

where  $u_*$  is the friction velocity<sup>†</sup> and  $\kappa$  the Von Kármán constant. So, eq. (2.17) can be reduced to

$$\eta_t = w_a(z_0). \quad (2.19)$$

<sup>†</sup> Scaling the wind speed with the friction velocity is not a keystone of this work, and the reference speed can be changed.

This equation describes the influence of the surface perturbation on the vertical perturbed wind speed. Next we assume  $\mathbf{P}_a = \mathcal{P}_a(z) \exp(i\theta)$ ,  $u_a = \mathcal{U}_a(z) \exp(i\theta)$ ,  $w_a = \mathcal{W}_a(z) \exp(i\theta)$  and we add the following boundary conditions on  $\mathcal{W}_a$  and  $\mathcal{P}_a$ ,

$$\lim_{z \rightarrow +\infty} (\mathcal{W}'_a + k\mathcal{W}_a) = 0, \quad (2.20)$$

$$\lim_{z \rightarrow z_0} \mathcal{W}_a = W_0, \quad (2.21)$$

$$\lim_{z \rightarrow +\infty} \mathcal{P}_a = 0, \quad (2.22)$$

that is, the disturbance vanishes at infinity, and the vertical component of the wind speed is enforced by the wave movement at the sea surface. Then, using equations (2.14)-(2.16) and (2.22) we obtain

$$w_a(x, z, t) = \mathcal{W}_a \exp(i\theta), \quad (2.23)$$

$$u_a(x, z, t) = \frac{i}{k} \mathcal{W}_{a,z} \exp(i\theta), \quad (2.24)$$

$$\mathbf{P}_a(x, z, t) = ik\rho_a \exp(i\theta) \int_z^\infty [U(z') - c] \mathcal{W}_a(z') dz'. \quad (2.25)$$

Removing the pressure from the Euler equations, we find the well-known Rayleigh equation (inviscid Orr-Sommerfeld)

$$(U - c)(\mathcal{W}''_a - k^2\mathcal{W}_a) - U''\mathcal{W}_a = 0 \quad \forall z \setminus z_0 < z < +\infty, \quad (2.26)$$

which is singular in  $z_c = z_0 e^{ck/u_*} > z_0 > 0$ , where  $U(z_c) = c$ . In equations (2.23)-(2.26) neither  $\mathcal{W}_a(z)$  nor  $c$  are known. In order to find  $c$ , we have to calculate  $P_a(x, \eta, t)$ . We obtain

$$P_a(x, \eta, t) = P_0 - \rho_a g \eta + ik\rho_a \exp(i\theta) \int_{z_0}^\infty [U(z) - c] \mathcal{W}_a(z) dz, \quad (2.27)$$

where the lower integration bound is taken at the roughness height  $z_0$  instead of  $z = \eta$  since we are studying the linear problem. Finally, using equation (2.19) to eliminate the term  $ik\rho_a \exp(i\theta)$  the equation (2.27) in (2.12) yields

$$g(1 - s) + c \frac{sk^2}{W_0} \int_{z_0}^\infty U(z) \mathcal{W}_a(z) dz - c^2 \left\{ \frac{sk^2}{W_0} \int_{z_0}^\infty \mathcal{W}_a(z) dz + k \coth(kh) \right\} = 0, \quad (2.28)$$

where  $s = \rho_a/\rho_w$ . This is the dispersion relation of the problem. If  $h \rightarrow \infty$  we obtain the expression (3.7) found by Beji & Nadaoka (2004). The parameter  $s$  is small ( $\rho_a/\rho_w \sim 10^{-3}$ ) and (2.28) may be approximated as

$$c = c_0 + sc_1 + O(s^2). \quad (2.29)$$

The explicit expression of  $c_1$  is calculated in the next section. Therefore, we can find  $\mathcal{W}_a(z)$  by solving (2.26) with  $c$  substituted by  $c_0$ , that is to say, of order zero in  $s$ . The method is shortly described in appendix A.

### 3. Wave growth rate

The function  $\mathcal{W}_a(z)$  is complex and consequently  $c$  also. Its imaginary part gives the growth rate of  $\eta(x, t)$  defined by

$$\gamma = k \text{Im}(c), \quad (3.1)$$

where  $\text{Im}(c)$  is the imaginary part of  $c$ . The theoretical and numerical results concerning the growth rate  $\gamma$  are studied and computed in terms of two dimensionless parameters  $\delta$  (see Young & Verhagen (1996a) and Young & Verhagen (1996b)) and  $\theta_{dw}$  defined by

$$\delta = \frac{gh}{U_1^2}, \quad \theta_{dw} = \frac{1}{U_1} \sqrt{\frac{g}{k}}. \quad (3.2)$$

The dimensionless parameter  $\delta$  is the more important novelty in relation to the set of non-dimensional parameters governing  $\gamma$  in deep water. This parameter measures the influence of the

finite fluid depth on the rate of growth of  $\eta(x, t)$ . The parameter  $\theta_{dw}$  is nothing more than the deep water wave age. Now a *finite depth wave age*  $\theta_{fd}$  can be introduced as

$$\theta_{fd} = \frac{1}{U_1} \sqrt{\frac{g}{k}} \sqrt{\tanh(kh)} = \theta_{dw} T^{1/2}, \quad (3.3)$$

where  $T = \tanh(\frac{\delta}{\theta_{dw}^2})$ . The form (3.3) defines a *depth weighted wave age* such that: for a finite and constant  $\theta_{dw}$  we have  $\theta_{fd} \sim \theta_{dw}$  if  $\delta \rightarrow \infty$  and  $\theta_{fd} \sim \delta^{1/2} = \sqrt{gh}/U_1$  if  $\delta \rightarrow 0$ . In order to obtain the growth rate, we introduce the following non-dimensional variables and scalings (hats mean dimensionless quantities)

$$U = U_1 \hat{U}, \quad \mathcal{W}_a = W_0 \hat{\mathcal{W}}_a, \quad z = \frac{\hat{z}}{k}, \quad c = U_1 \hat{c}, \quad t = \frac{U_1}{g} \hat{t}. \quad (3.4)$$

Using (3.2) and (3.4) in equation (2.28) and retaining only the terms of order one in  $s$  we obtain  $c$ ,

$$\hat{c} = \hat{c}(\delta, \theta_{dw}) = \theta_{dw} T^{1/2} - \frac{s}{2} \theta_{dw} T^{1/2} + \frac{s}{2} \{T \hat{I}_1 - \theta_{dw} T^{3/2} \hat{I}_2\}, \quad (3.5)$$

and with  $e^{\gamma t} = e^{k \text{Im}(c)t} = e^{\text{Im}(\hat{c}) \hat{t} / \theta_{dw}^2}$ , we have the dimensionless growth rate  $\hat{\gamma} = \frac{U_1}{g} \gamma$  as (dropping the hats)

$$\gamma = \frac{s}{2} \left\{ \frac{T \text{Im}(I_1)}{\theta_{dw}^2} - \frac{T^{3/2} \text{Im}(I_2)}{\theta_{dw}} \right\}, \quad (3.6)$$

where the integrals are defined as follow

$$I_1 = \int_{z_0}^{\infty} U \mathcal{W}_a dz, \quad I_2 = \int_{z_0}^{\infty} \mathcal{W}_a dz. \quad (3.7)$$

So, we can compute it for a given  $(\delta, \theta_{dw})$  set. The  $\delta$  parameter does not appear explicitly allowing us to indeed compute  $\gamma$  for an infinite depth, where we have just  $T \rightarrow 1$ . This gives back Miles' theory.

#### 4. Discussion

The existence of a finite depth  $h$  transforms the unique curve of wave growth rate in deep water in a *family of curves* indexed by  $\delta = gh/U_1^2$ , i.e., a curve for each value of  $\delta$ . In Figure 1 is shown a family of five values of  $\delta$  against the finite-depth wave age. The limit  $\delta \rightarrow \infty$ , corresponding to the envelope of the family of curves, is included as well.

Figure 1 clearly shows that at small wave age the growth rate  $\gamma$  is almost equal for all values of  $\delta$ , the limit being the deep water case.

As the wave age increases, the finite-depth effects begin to appear. The growth rate becomes lower than in the deep water limit, for each value of  $\delta$ . The growth rates are scaled with  $\delta$ : for a given wave age, the bigger the  $\delta$  the larger the  $\gamma$ . Each  $\delta$ -curve approaches its own (idealized) *finite-depth wave-age-limited growth* as  $\gamma$  goes to zero. At this stage the wave reaches a final state of linear progressive wave with zero growth. In others words, for a given  $\delta$  the surface wave does not grow old anymore beyond a determined wave age.

We note that the theoretical curves in Figure 1 are, *mutatis mutandi*, in good agreement with the empirical curves of the fractional wave energy increase per radian  $\Gamma$  as a function of the inverse wave age  $U_{10}/Cp$  in Young (1997) ( see Figs. 3a, 3b 3c and 3d).

In Figure 2 are plotted, against  $\delta$ , the critical values of the wave age  $\theta_{fd}^c$  for which the growth rate  $\gamma$  goes to zero. They obey the relation

$$\theta_{fd}^c = \delta^{1/2}. \quad (4.1)$$

The above relation, found numerically, is coherent with the parameter formulation (3.3). It is indeed a limiting value for the wave age, uniquely determined by the water depth. This result is in excellent agreement with the one given by Young (1997) for  $\Gamma$  (from Donelan *et al.* (1992)) The authors have shown from an empirical relationship (formule (6) in reference above) that  $\Gamma$  goes to

zero for

$$\frac{C_p}{U_{10}} = 0.8 \left( \frac{gh}{U_{10}^2} \right)^{0.45}. \quad (4.2)$$

In Figure 2 are also represented data from Donelan *et al.* (2006), from the AUstralian Shallow Water EXperiment, which will be referred to as AUSWEX. A basic fit is also plotted to show the general trend. The raw data consists in the water depth  $h$  in metres, the friction velocity  $u_*$ , the 10 metres wind velocity  $U_{10}$  and the ratio of the former with the measured phase speed  $c_p$ ,  $U_{10}/c_p$ . For example,  $u_* = 0.44 \text{ m.s}^{-1}$ ,  $h = 0.32 \text{ m}$ ,  $U_{10} = 11.9 \text{ m.s}^{-1}$  and  $U_{10}/c_p = 7.2$  gives  $\delta = 2.7$  and  $\theta_{fd} = 1.55$ , which gives a small relative error regarding (4.1). All the points give  $(\delta, \theta_{fd})$  coordinates really close to the theoretical limit.

With  $\theta_{fd}^c$  we can calculate the corresponding critical wave length  $\lambda^c$ . Using (4.1) in (3.3) we obtain

$$\frac{\delta}{\theta_{dw}^2} = \tanh\left(\frac{\delta}{\theta_{dw}^2}\right). \quad (4.3)$$

Relation (4.3) means the wave has entered the shallow water region. In such a limit the range of  $\delta/\theta_{dw}^2$  is:  $0 < \delta/\theta_{dw}^2 < \frac{\pi}{4}$  (Fenton (1979), Francius & Kharif (2006)). As a result we obtain  $\lambda > \lambda^c = 8h$ . For these values of  $\lambda$ , the phase velocity is in the long wave limit i.e.,  $c = \sqrt{gh}$ . Consequently, if  $\lambda > \lambda_c$  the wave feels the bottom, the amplitude does not grow anymore, the resonance wind/phase speed ceases, and the wave reaches its utmost state as a progressive plane wave.

An analogous phenomenon appears in the deep water limit  $\delta \rightarrow \infty$  where  $\tanh\left(\frac{\delta}{\theta_{dw}^2}\right)$  is in  $[0.99; 1]$  for  $\delta/\theta_{dw}^2 > \pi$ , so we have

$$\gamma = \frac{s}{2} \left\{ \frac{\text{Im}(I_1)}{\theta_{dw}^2} - \frac{\text{Im}(I_2)}{\theta_{dw}} \right\}. \quad (4.4)$$

The  $\lambda^c$  is in this case  $\lambda^c = 2h$ . For  $\lambda < \lambda^c$ ,  $\gamma$  goes to 0 and the sea reaches the final state for which we can obtain from (4.4) the phase velocity  $\theta_{dw}$

$$\theta_{dw} = \frac{1}{U_1} \sqrt{\frac{g\lambda}{2\pi}} = \frac{\text{Im}(I_1)}{\text{Im}(I_2)} = \frac{\text{Im}(\int_{z_0}^{\infty} U(z) \mathcal{W}_a(z) dz)}{\text{Im}(\int_{z_0}^{\infty} \mathcal{W}_a(z) dz)}. \quad (4.5)$$

In contrast to the usual analysis in wind-induced wave growth (in deep or finite depth), our results concern the dimensionless growth rate  $\gamma$  in terms of the finite depth wave age  $\theta_{fd}$  instead of a finite depth fetch  $\chi_{fd}$ . Therefore a transformation rule is needed. It can be easily derived from the empirical relation introduced by Hasselmann (Hasselmann *et al.* 1973)

$$\frac{f_p U_{10}}{g} = 3.5 \left( \frac{xg}{U_{10}^2} \right)^D, \quad D \approx -0.33, \quad (4.6)$$

with  $f_p$  the peak frequency,  $U_{10}$  the wind speed at 10 m and  $x$  the fetch in metres. Now using  $f_p = g/(2\pi c_0)$ ,  $\delta = \frac{gh}{U_1^2}$  and the formula in (2.18) we obtain a transformation between  $\theta_{fd}$  and the dimensionless fetch  $\chi_{fd}$

$$\theta_{fd} = \frac{1}{7\pi} \left( \ln \left( \frac{gz_{10}}{\alpha_C U_1^2 \kappa^2} \right) \right)^{1+2D} (\chi_{fd})^{-D}, \quad \chi_{fd} = \frac{xg}{U_1^2}, \quad (4.7)$$

with  $z_{10} = 10 \text{ m}$  and the Charnock constant  $\alpha_C = 0.018$  used to determine the roughness length  $z_0 = \alpha_C u_*^2/g$ . This relation was proposed by Charnock (1955), and is used since, although other parameterizations of the roughness length exist. Johnson's relation, for example, states a dependence between  $z_0$  and the wave age (Johnson *et al.* 1998). Identically we have the following transformation rule between the Miles' dimensionless growth rate  $\beta$  and dimensionless  $\gamma$

$$\beta = \frac{2\gamma}{s} \theta_{dw}^3 T^{1/2}, \quad (4.8)$$

where we took  $\beta$  as it is usually defined, with the dimensions,  $\text{Im}(c) = c_0 \frac{s}{2} \beta \left( \frac{U_1}{c_0} \right)^2$ . This is a straightforward definition of Miles'  $\beta$  in finite depth. Its evolution is shown clearly in Figure 3, showing the usual deep water trends, and the new finite depth limits. The effects of depth are

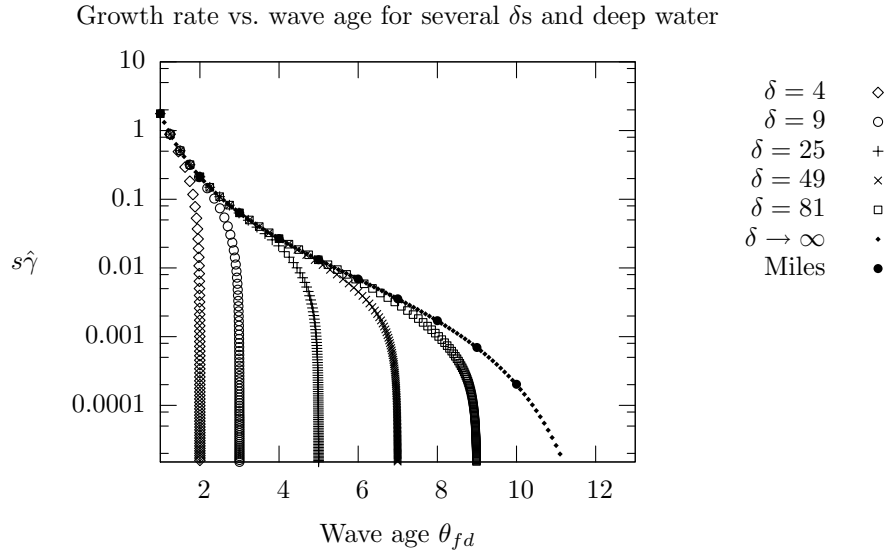


FIGURE 1. Evolution of the growth rate in semi-logarithmic scale. The curves that goes to zero almost straightly are the finite depth ones. From left to right, they match  $\delta = 4, 9, 25, 49, 81$ . We see that for each depth, there is a wave-age limited growth. The true deep water limit, also computed, is approached for small  $\theta_{fd}$  and matches Miles' results.

critical. The  $\beta$  is almost constant for small  $\theta_{fd}$ , as usual, but it goes to zero extremely fast when the finite-depth wave-age limit is close.

## 5. Conclusions and Perspectives

In this work we built a theoretical extension to the finite depth domain of Miles' theory of wave generation by wind (Miles (1957)). In order to compute wave growth rates in finite depth we adapted the method introduced by Beji & Nadaoka (2004) for deep water. We defined a finite depth wave age useful to study families of wave growth rates, each member of the family tagged by a water depth.

From a numerical study based on purely theoretical relationships it is shown that wave growth rates go to zero for long waves in shallow water. For small wave age the wave growth rates behave as in deep water, regardless of the actual depth. These results are the qualitative analogous of the well known empirical (or semi-empirical) results concerning wave energy increase per radian in function of the inverse wave age (Young (1997), Young (1999) ). We have shown, for the first time, curves of the original Miles' dimensionless growth rate  $\beta$  in finite depth. This growth rate drops from a deep water behaviour to zero extremely quickly as the wave age reaches its limit.

Miles' theory studies exponential growth of the wave amplitude of a linear and uniform monochromatic wave train. Nowadays nonlinear modulational analysis beyond Miles' monochromatic theory were carried out. In reference Kharif *et al.* (2010), the authors report the behaviour of the Benjamin Feir instability when dissipation and wind input are both taken into account. Within the framework of weakly nonlinear modulated wave train, with this same theory as the foundations, we are going to study the influence of the wind in the finite depth Benjamin-Feir instability (for  $kh > 1.363$ ). Inclusion of small bottom friction and constant vorticity are also under consideration.

Acknowledgements P. M. thanks **Labex NUMEV** (*Digital and Hardware Solutions, Modelling for the Environment and Life Sciences*) for partial financial support.

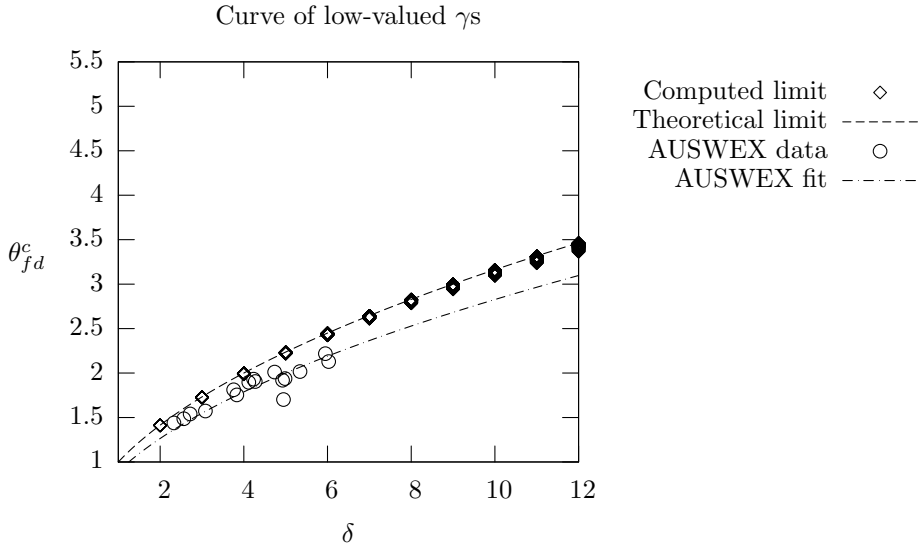


FIGURE 2. Parameter curves where the growth rate is almost zero. The theoretical limit is (4.1). The AUSWEX data was taken from Donelan *et al.* (2006), and the AUSWEX fit is  $\theta_{fd} = 0.8\delta^{1/2}$ .

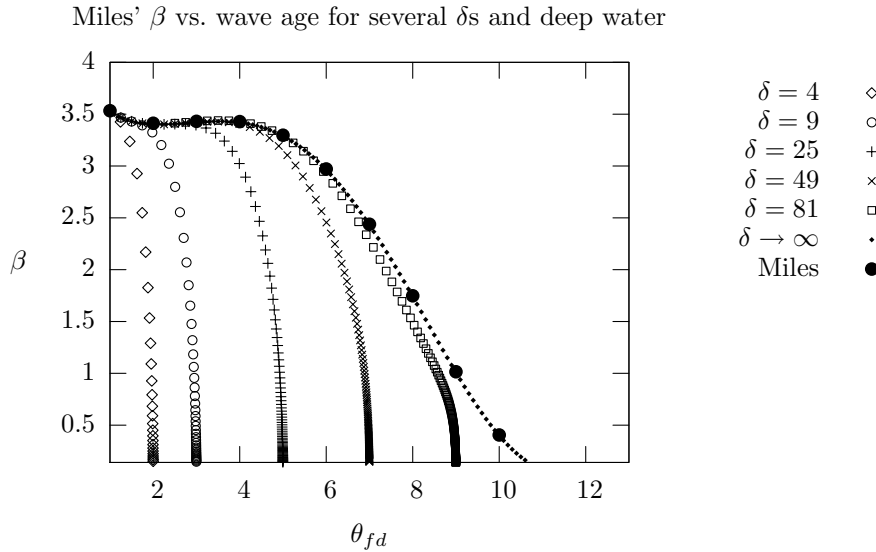


FIGURE 3. Evolution of Miles'  $\beta$ . Every curve is calculated with the same  $z_0$ , the differences are only due to the various depths. As we see, the finite-depth effect is critical, and for high  $\delta$ , we reach a deep water behaviour.

## Appendix A. Rayleigh equation

We recall the Rayleigh equation

$$(U - c)(\mathcal{W}_a'' - k^2\mathcal{W}_a) - U''\mathcal{W}_a = 0 \quad \forall z \setminus z_0 < z < +\infty \quad (\text{A } 1)$$

which is singular in  $z_c > z_0 > 0$ , where  $U(z_c) = c$ . This equation underlies the most essential mechanism of flow stability. This equation is singular only for the zeroth order in  $s$ , where  $c = c_0 + o(s)$ , which is real. The value of  $c_1$ , hopefully complex, is then found with the dispersion relation (2.28). Nevertheless, this is computational, and do not change the fact that we search a complex  $c$  eigenvalue in (A 1). We have to prescribe a flow  $U(z)$  allowing instability, or more precisely, not forbidding it. Rayleigh's inflexion point theorem, and subsequent Fjortoft theorem states that  $U(z)$  is bound to have one inflexion point to, at least, not forbid instability (see Fjortoft (1950)). Usually, for this theorem, the domain of  $\mathcal{W}_a$  is  $[0, +\infty[$ , and the boundary conditions are the vanishing at each bound. But our lower bound is  $z_0$ , which is nonzero, and we have a forcing



of  $\mathcal{W}_a$  in  $z_0$ . Taking this into account, we derive the following constraint

$$\text{Im}(c) \int_{z_0}^{+\infty} \frac{U''(z)}{|U(z) - c|^2} |\mathcal{W}_a(z)|^2 dz = -\text{Im}(\lim_{z \rightarrow z_0} \mathcal{W}_a^*(z) \mathcal{W}_a'(z)). \quad (\text{A } 2)$$

Where we see that if  $z_0 \rightarrow 0$  and  $\mathcal{W}_a$  vanishes smoothly at the boundaries, considering that  $U''(z)$  is monotonous, indeed the r.h.s vanishes and  $\text{Im}(c)$  must be zero. Here, it can be nonzero. So, the condition found allows an exponential growth of the free surface  $\eta(x, t)$ , like a mechanical oscillating system forced into one of its normal modes (Conte & Miles 1959). We use now a semi-numerical recipe to solve (A 1) for  $\mathcal{W}_a$  following the method introduced by Beji and Nadaoka. We first develop (A 1) in the  $z_c$ -neighbourhood, assuming

$$U(z) \approx U'(z_c)(z - z_c) + c, \quad U''(z) \approx U''(z_c), \quad (k \frac{U'(z_c)}{U''(z_c)})^2 \rightarrow 0. \quad (\text{A } 3)$$

These are fairly true in the logarithmic wind profile case. After some algebra, these assumptions transform (A 1) in a Bessel equation of order one, whose solutions are known to be a linear combination of the two first-order Bessel functions. So, with the weighted-centered, dimensionless variable  $z_p = -U''(z_c) \frac{(z - z_c)}{U'(z_c)} = \frac{z}{z_c} - 1$  we find

$$\mathcal{W}_a(z_p) = \sqrt{z_p} (C_1 J_1(2\sqrt{z_p}) + C_2 Y_1(2\sqrt{z_p})). \quad (\text{A } 4)$$

Where  $C_1$  and  $C_2$  are complex constants. Here, the function  $\mathcal{W}_a$  is  $z_p$ -dependent. The numerical solution that we seek can be written as

$$\mathcal{W}_a = C_1 W_1 + C_2 W_2, \quad (\text{A } 5)$$

where  $W_1$  and  $W_2$  are unknown and independent.  $W_1$  (resp.  $W_2$ ) is found by integrating (A 1) with  $J_1$  (resp.  $Y_1$ ) for initial function value and slope value at  $z_c$ . The first thing we need is to avoid the numerical singularity. We achieve this by introducing a small parameter  $\varepsilon$ . We choose the two initial points to be  $z_c^\pm = (1 \pm \varepsilon)z_c$ , and evaluate the Bessel functions in these points. As we notice, the function  $z_p^{1/2} Y_1(2z_p^{1/2})$  becomes complex, with a negative imaginary part, when  $z < z_c$ . Its derivative becomes complex, with a positive imaginary part.

We have to take the complex-conjugates of the initial value and initial slope value of these functions to get a positive growth rate<sup>†</sup> (Drazin & Reid 1982). Therefore, after integration, we get  $W_1$  and  $W_2$ . But this doesn't take into account integration constants. These are set using the boundary conditions of surface forcing and vanishing at infinity. So, using (A 5) in (2.20) and (2.21), we obtain a simple algebraic system which allows us to determine  $C_1$  and  $C_2$ . The “infinite” value, for computation, is the one from which the constants are stable enough. The relative error on the constants is proportional to the error on the growth rate. Here, a relative error of  $10^{-5}$  is taken. As a result, we obtain  $\mathcal{W}_a(z)$ , and we can evaluate the integrals in (3.6) for any parameters set. The results are shown in Figure 1.

<sup>†</sup> Taking the non-conjugate values will simply give a minus sign to  $\text{Im}(c)$ .

## REFERENCES

- BEJI, S. & NADAOKA, K. 2004 Solution of rayleigh's instability equation for arbitrary wind profiles. *J. Fluid Mech.* **500**, 65–73.
- CHARNOCK, H. 1955 Wind stress on a water surface. *Quart. J. Roy. Meteorol. Soc.* **81**, 639–640.
- CONTE, S. D. & MILES, J. W. 1959 On the numerical integration of the orr-sommerfeld equation. *Journal of Society of industrial and applied mathematics* **7** (4), 361–366.
- DONELAN, M. A., BABANIN, A. V., YOUNG, I. R. & BANNER, M. L. 2006 Wave-follower field measurements of the wind-input spectral function. part ii : Parameterization of the wind input. *Journal of Physical Oceanography* **36**, 1672–1689.
- DONELAN, M. A., SKAFEL, M., GRABER, H., LIU, P., SCHWAB, D. & VENKATESH, S. 1992 On the growth rate of wind-generating waves. *Atmos.-Ocean* **30**, 457–478.
- DRAZIN, P. G. & REID, W. 1982 *Hydrodynamic Stability*. Cambridge University Press.
- FENTON, J. D. 1979 A high-order cnoidal wave theory. *J. Fluid Mech.* **94**, 129–161.
- FJORTOFT, R. 1950 Application of integral theorems in deriving criteria of stability of laminar flow and for the baroclinic circular vortex. *Geofys. Pub.* **17**, 1–52.
- FRANCIUS, M. & KHARIF, C. 2006 Three-dimensional instabilities of periodic gravity waves in shallow water. *J. Fluid Mech.* **561**, 417–437.
- GARRATT, J. R., HESS, G. D., PHYSICK, W. L. & BOUGEAULT, P. 1996 The atmospheric boundary layer advances in knowledge and application. *Boundary-Layer Meteorology* **78**, 9–37.
- HASSELMANN, K., BARNETT, T. P., BOUWS, E., CARLSON, H., CARTWRIGHT, D. E., EAKE, K., EURING, J. A., GICNAPP, A., HASSELMANN, D. E., KRUSEMAN, P., MEERBURG, A., MÜLLER, P., OLBERS, D.J., K.RICHTER, SELL, W. & WALDEN, H. 1973 Measurements of wind-wave growth and swell decay during the joint north sea wave project (jonswap). *Ergänzungsheft zur Deutschen Hydrographischen Zeitschrift Reihe 8* (12), 95.
- JANSEN, P.A.E.M 2004 *The interaction of ocean waves and wind*. Cambridge University Press.
- JEFFREYS, H. 1924 On the formation of waves by wind. *Proc. Roy. Soc.* **A107**, 189–206.
- JEFFREYS, H. 1925 On the formation of waves by wind. ii. *Proc. Roy. Soc.* **A110**, 341–347.
- JOHNSON, H. K., HØJSTRUP, J., VESTED, H. J. & LARSEN, S.E. 1998 On the dependence of sea surface roughness on wind waves. *J. Phys. Ocean.* **28**, 1702–1716.
- KHARIF, C., KRAENKEL, R., MANNA, M. A. & THOMAS, R. 2010 The modulation instability in deep water under the action of wind and dissipation. *J. Fluid Mech.* **664**, 138–149.
- LIGHTHILL, M. J. 1978 *Waves in Fluids*. Cambridge University Press.
- MILES, J. W. 1957 On the generation of surface waves by shear flows. *J. Fluid Mech.* **3**, 185–204.
- MILES, J. W. 1997 Generation of surface waves by winds. *Appl. Mech. Rev.* **50-7**, R5–R9.
- PHILLIPS, O. M. 1957 On the generation of waves by turbulent wind. *J. Fluid Mech.* **2**, 417–445.
- PIERSON JR, W. J. & MOSKOWITZ, L. 1964 A proposed spectral form for fully developed wind seas based on the similarity theory of s.a. kitaigorodskii. *Journal of geophysical research* **69** (24), 5181–5189.
- RAYLEIGH, LORD 1880 On the stability, or instability, of certain fluid motions. *Proc. Lond. Math. Soc* **XI**, 57–70.
- TOUBOUL, J., KHARIF, C., PELINOVSKY, E. & GIOVANANGELI, J-P 2008 On the interaction of wind and steep gravity wave groups using miles' and jeffreys' mechanisms. *Nonlinear Processes in Geophysics* **15** (6), 1023–1031.
- YOUNG, I. R. 1997 The growth rate of finite depth wind-generated waves. *Coastal Eng.* **32**, 181–195.
- YOUNG, I. R. 1999 *Wind Generated Ocean Waves*. Elsevier.
- YOUNG, I. R. & VERHAGEN, L. A. 1996a The growth of fetch limited waves in water of finite depth. part i : Total energy and peak frequency. *Coastal Eng.* **29**, 47–78.
- YOUNG, I. R. & VERHAGEN, L. A. 1996b The growth of fetch limited waves in water of finite depth. part ii : Spectral evolution. *Coastal Eng.* **29**, 79–99.