

Mixed sneutrino dark matter in light of the 2011 XENON and LHC results

Béranger Dumont,^a Geneviève Bélanger,^b Sylvain Fichet,^c Sabine Kraml,^a and Thomas Schwetz^d

^aLaboratoire de Physique Subatomique et de Cosmologie, UJF Grenoble 1, CNRS/IN2P3, INPG, 53 Avenue des Martyrs, F-38026 Grenoble, France

^bLAPTH, Univ. de Savoie, CNRS, B.P. 110, F-74941 Annecy-le-Vieux, France

^cInternational Institute of Physics, UFRN, Av. Odilon Gomes de Lima, 1722, Capim Macio 59078-400, Natal-RN, Brazil

^dMax-Planck-Institut für Kernphysik, Saupfercheckweg 1, 69117 Heidelberg, Germany

E-mail: beranger.dumont@lpsc.in2p3.fr, belanger@lapp.in2p3.fr,
sylvain.fichet@lpsc.in2p3.fr, sabine.kraml@lpsc.in2p3.fr, schwetz@mpi-hd.mpg.de

Abstract. In the context of supersymmetric models in which small Dirac neutrino masses are generated by supersymmetry breaking, a mainly right-handed (RH) mixed sneutrino can be an excellent cold dark matter (DM) candidate. We perform a global analysis of the Minimal Supersymmetric Standard Model (MSSM)+RH neutrino parameter space by means of Markov Chain Monte Carlo sampling. We include all relevant constraints from collider and dark matter searches, paying particular attention to nuclear and astrophysical uncertainties. Two distinct cases can satisfy all constraints: heavy sneutrino DM with mass of order 100 GeV, as well as light sneutrino DM with mass of about 3–6 GeV. We discuss the implications for direct and indirect dark matter searches, as well as for SUSY and Higgs searches at the LHC for both, the light and the heavy sneutrino dark matter case. The light sneutrino case is excluded by the 125–126 GeV Higgs signal.

Keywords: Supersymmetry phenomenology, dark matter

Contents

1	Introduction	1
2	Framework	3
3	Analysis	4
3.1	Method	4
3.2	Parameters of the model	5
3.3	Nuisance parameters	7
3.4	Experimental constraints entering the likelihood	7
3.4.1	Relic density of sneutrinos	7
3.4.2	Direct detection limits	8
3.4.3	Z invisible width	10
3.4.4	Higgs and SUSY mass limits	11
3.4.5	Low-energy observables	12
3.4.6	Indirect detection of photons and antiprotons	12
4	Results	13
4.1	Light sneutrino DM with mass below 10 GeV	13
4.2	Heavy sneutrino DM	20
5	Conclusion	24
A	Discussion of $T_{\text{QCD}}/g_{\text{eff}}/h_{\text{eff}}$	26
B	Tables: Bayesian credible intervals for parameters and observables	27
C	Logarithmic priors for the sneutrino parameters	30

1 Introduction

The nature of dark matter (DM) [1–3], the nature of the physics stabilizing the electroweak scale [4–6], and the origin of neutrino masses [7–9] range among the most challenging open problems in particle physics. Huge efforts on both the experimental and theoretical sides are undertaken worldwide to shed light on these questions and eventually unravel a more fundamental theory beyond the current Standard Model (SM) of electroweak and strong interactions.

Weak-scale supersymmetry (SUSY) [10–13] is a fascinating option for such a theory beyond the SM, potentially addressing all three of the above open problems. Indeed SUSY, if realized at the TeV scale, elegantly solves the gauge hierarchy problem and, if R-parity is conserved, provides an excellent particle dark matter candidate: the lightest supersymmetric particle (LSP). Moreover, in a certain class of models, small neutrino masses may naturally arise from F-term SUSY breaking [14, 15]. In addition to providing an explanation for neutrino masses, this class of SUSY models offers a particular DM candidate: a mainly right-handed (RH) mixed sneutrino.

Mixed sneutrinos as thermal DM are indeed a very interesting alternative to the conventional neutralino LSP of the Minimal Supersymmetric Standard Model (MSSM). They have received much attention recently, in part because of their intriguing phenomenology and in part because they provide a possibility for light SUSY DM below 10 GeV. Many studies of sneutrino DM have been performed in models with extra singlets, extra gauge groups or models with Majorana neutrino masses, see e.g., [16–39]. In our work, we concentrate instead on the MSSM+RH neutrino model [14, 15] with only Dirac masses for neutrinos. The phenomenology of this model was investigated in detail in [14, 40]. Indirect detection signatures were discussed in [41, 42], implications for $\Omega_b/\Omega_{\text{DM}}$ in [43], and LHC signatures in [44, 45].

The crucial point of this model is that one can have a weak-scale trilinear sneutrino coupling $A_{\tilde{\nu}}$ that is not suppressed by a small Dirac-neutrino Yukawa coupling. It can hence induce a large mixing between left-handed and right-handed sneutrinos even though the Yukawa couplings may be extremely small. The lightest sneutrino can thus become the LSP and a viable thermal DM candidate. Note that the mainly RH sneutrino LSP is not sterile but couples to SM gauge and Higgs bosons through the mixing with its LH partner. Sufficient mixing provides efficient annihilation so that the sneutrino relic density $\Omega h^2 \simeq 0.11$ as extracted from cosmological observations [46].

Direct detection (DD) experiments however pose severe constraints on Dirac or complex scalar, i.e. not self-conjugated, DM particles because the spin-independent elastic scattering cross section receives an important contribution from Z exchange, which typically exceeds experimental bounds. In the mixed sneutrino model, this cross section is suppressed by the sneutrino mixing angle. Therefore, on the one hand a viable sneutrino DM candidate requires enough mixing to provide sufficient pair-annihilation, on the other hand the mixing should not be too large in order not to exceed the DD limits.

In [40], some of us explored the parameter space of the Dirac sneutrino DM model where these conditions are satisfied for light sneutrinos with a mass below 10 GeV. This mass range was motivated by hints of DM signals in DD experiments [47, 48]. In the present study, we explore a much wider range of masses, considering both light DM below 10 GeV as well as heavier DM of the order of 100 GeV. Moreover, we explore the parameter space by means of Markov Chain Monte Carlo (MCMC) sampling, using Bayesian statistics to confront the model predictions with the data. In taking into account the limits from DD experiments we pay special attention to uncertainties stemming from astrophysical parameters (local DM density and velocity distribution) and to uncertainties in the quark contents of the nucleons (relevant in particular when there is a large Higgs-exchange contribution). Finally, we consider the impact of the LHC results, which push the masses of squarks and gluinos above the TeV scale. Our results are presented as posterior probability densities of parameters and derived quantities, in particular of the DM mass and direct and indirect detection cross sections.

The paper is organized as follows. In Section 2, we briefly recall the main features of the mixed sneutrino model. In Section 3, we then describe in detail the setup of our MCMC analysis. The results of this analysis for light sneutrino DM are presented in Section 4.1, and for heavy sneutrino DM in Section 4.2. Conclusions are given in Section 5. Appendix A contains a discussion of the uncertainty in the effective degrees of freedom in the early Universe, Appendix B contains summary tables for our results, and Appendix C illustrates the prior dependence by comparing to log-prior results.

2 Framework

The framework for our study is the model of [14, 15] with only Dirac masses for neutrinos. In this case, the usual MSSM soft-breaking terms are extended by

$$\Delta\mathcal{L}_{\text{soft}} = m_{\tilde{N}_i}^2 |\tilde{N}_i|^2 + A_{\tilde{\nu}_i} \tilde{L}_i \tilde{N}_i H_u + \text{h.c.}, \quad (2.1)$$

where $m_{\tilde{N}}^2$ and $A_{\tilde{\nu}}$ are weak-scale soft terms, which we assume to be flavor-diagonal. Note that the lepton-number violating bilinear term, which appears in case of Majorana neutrino masses, is absent. Neglecting the tiny Dirac masses, the 2×2 sneutrino mass matrix for one generation is given by

$$m_{\tilde{\nu}}^2 = \begin{pmatrix} m_{\tilde{L}}^2 + \frac{1}{2}m_Z^2 \cos 2\beta & \frac{1}{\sqrt{2}}A_{\tilde{\nu}} v \sin \beta \\ \frac{1}{\sqrt{2}}A_{\tilde{\nu}} v \sin \beta & m_{\tilde{N}}^2 \end{pmatrix}. \quad (2.2)$$

Here $m_{\tilde{L}}^2$ is the SU(2) slepton soft term, $v^2 = v_1^2 + v_2^2 = (246 \text{ GeV})^2$ with $v_{1,2}$ the Higgs vacuum expectation values, and $\tan \beta = v_2/v_1$. The main feature of this model is that $m_{\tilde{L}}^2$, $m_{\tilde{N}}^2$ and $A_{\tilde{\nu}}$ are all of the order of the weak scale, and $A_{\tilde{\nu}}$ does not suffer any suppression from Yukawa couplings. In the following, we will always assume $m_{\tilde{N}} < m_{\tilde{L}}$ so that the lighter mass eigenstate, $\tilde{\nu}_1$, is mostly a $\tilde{\nu}_R$. This is in fact well motivated from renormalization group evolution, since for the gauge-singlet \tilde{N} the running at 1-loop is driven exclusively by the $A_{\tilde{\nu}}$ term:

$$\frac{dm_{\tilde{N}_i}^2}{dt} = \frac{4}{16\pi^2} A_{\tilde{\nu}_i}^2, \quad (2.3)$$

while

$$\frac{dm_{\tilde{L}_i}^2}{dt} = (\text{MSSM terms}) + \frac{2}{16\pi^2} A_{\tilde{\nu}_i}^2. \quad (2.4)$$

The renormalization group equation (RGE) for the A -term is:

$$\frac{dA_{\tilde{\nu}_i}}{dt} = \frac{2}{16\pi^2} \left(-\frac{3}{2}g_2^2 - \frac{3}{10}g_1^2 + \frac{3}{2}y_t^2 + \frac{1}{2}y_{l_i}^2 \right) A_{\tilde{\nu}_i}. \quad (2.5)$$

Here, g_1 and g_2 are the U(1) and SU(2) gauge couplings, and y_t and y_{l_i} are the top and charged lepton Yukawa couplings.

A large $A_{\tilde{\nu}}$ term in the sneutrino mass matrix will induce a significant mixing between the RH and LH states,

$$\begin{pmatrix} \tilde{\nu}_1 \\ \tilde{\nu}_2 \end{pmatrix} = \begin{pmatrix} \cos \theta_{\tilde{\nu}} & -\sin \theta_{\tilde{\nu}} \\ \sin \theta_{\tilde{\nu}} & \cos \theta_{\tilde{\nu}} \end{pmatrix} \begin{pmatrix} \tilde{\nu}_R \\ \tilde{\nu}_L \end{pmatrix}, \quad \sin 2\theta_{\tilde{\nu}} = \frac{\sqrt{2}A_{\tilde{\nu}}v \sin \beta}{m_{\tilde{\nu}_2}^2 - m_{\tilde{\nu}_1}^2}, \quad (2.6)$$

and a sizable splitting between the two mass eigenstates $\tilde{\nu}_1$ and $\tilde{\nu}_2$ (with $m_{\tilde{\nu}_1} < m_{\tilde{\nu}_2}$).

One immediate consequence of this mixing is that the mainly RH state, $\tilde{\nu}_1$, is no longer sterile. However, its left-handed couplings are suppressed by $\sin \theta_{\tilde{\nu}}$. This allows the $\tilde{\nu}_1$ to have a large enough pair-annihilation rate to be a viable candidate for thermal dark matter, while at the same time evading the limits from direct dark matter searches [14, 40, 44]. A mainly RH $\tilde{\nu}_1$ as the LSP will also have a significant impact on collider phenomenology, as it alters the particle decay chains as compared to the ‘‘conventional’’ MSSM. Moreover, it can have a significant impact on Higgs phenomenology: first, a light mixed sneutrino can give a

large *negative* loop correction to m_{h^0} which is $\propto |A_{\tilde{\nu}}|^4$ [40]; second, a large $A_{\tilde{\nu}}$ can lead to dominantly invisible Higgs decays if $m_{\tilde{\nu}_1} < m_{h^0}/2$.

In the following, we will assume that electron and muon sneutrinos are mass-degenerate, $m_{\tilde{\nu}_{ie}} = m_{\tilde{\nu}_{i\mu}}$ with $i = 1, 2$. Moreover, by default we will assume that the tau-sneutrino, $\tilde{\nu}_{1\tau}$ is lighter than the $\tilde{\nu}_{1e}$ and is the LSP. This is motivated by the contribution in the running of the A -term coming from the Yukawa coupling, see eq. (2.5). In this case, we take $m_{\tilde{\nu}_1}$, $m_{\tilde{\nu}_2}$, $\sin\theta_{\tilde{\nu}}$ and $\tan\beta$ as input parameters in the sneutrino sector, from which we compute $m_{\tilde{L}}$, $m_{\tilde{N}}$, $A_{\tilde{\nu}}$ (all parameters are taken at the electroweak scale).

3 Analysis

3.1 Method

We choose to confront the sneutrino DM model to experimental constraints by means of Bayesian inference. In this kind of analysis, one starts with an a priori probability density function (prior PDF) $p(\theta|\mathcal{M})$ for the parameters $\theta = \{\theta_{1\dots n}\}$ of the model \mathcal{M} , and some experimental information enclosed in a likelihood function $p(d|\theta, \mathcal{M}) \equiv \mathcal{L}(\theta)$. The purpose is to combine these two pieces of knowledge, to obtain the so-called posterior PDF, possibly marginalized to some subset of parameters. Splitting the parameter set as $\theta = (\psi, \lambda)$, Bayesian statistics tells us that the posterior PDF of the parameter subset ψ is

$$p(\psi|\mathcal{M}) \propto \int d\lambda p(\psi, \lambda|\mathcal{M})\mathcal{L}(\psi, \lambda). \quad (3.1)$$

That means one simply integrates over unwanted parameters to obtain the marginalized posterior PDFs. These unwanted parameters can be model parameters, but can also be nuisance parameters.

In this work, we evaluate posterior PDFs by means of a Markov Chain Monte Carlo (MCMC) method. The basic idea of a MCMC is setting a random walk in the parameter space such that the density of points tends to reproduce the posterior PDF. Any marginalisation is then reduced to a summation over the points of the Markov chain. We refer to [49, 50] for details on MCMCs and Bayesian inference. Our MCMC method uses the Metropolis-Hastings algorithm with a symmetric, Gaussian proposal function, basically following the procedure explained in [51]. We use uniform (linear) priors for all parameters. The impact of logarithmic priors in the sneutrino sector is presented in Appendix C. For each of the scenarios which we study, we run 8 chains with 10^6 iterations each, and we check their convergence using the Gelman and Rubin test with multiple chains [52], requiring $\sqrt{\hat{R}} < 1.05$ for each parameter. First iterations are discarded (burn-in), until a point with $\log(\mathcal{L}) > -5$ is found.

The likelihood function \mathcal{L} can be constructed as the product of the likelihoods \mathcal{L}_i associated to the N observables O_i ,

$$\mathcal{L} = \prod_{i=1}^N \mathcal{L}_i. \quad (3.2)$$

Available experimental data fall into two categories: measurements of a central value, and upper/lower limits. In the former case, the central value O_{exp} comes with an uncertainty given at some confidence level CL. It is reasonable to assume that the likelihood function for this kind of measurement is a Gaussian distribution,

$$\mathcal{L}_i = \mathcal{N}(O - O_{\text{exp}}, \Delta O) = \exp\left(\frac{-(O - O_{\text{exp}})^2}{2(\Delta O)^2}\right). \quad (3.3)$$

Here ΔO is the uncertainty at 1σ . For combining experimental and theoretical uncertainties, we add them in quadrature. When O_{exp} is a (one-sided) limit at a given CL, it is less straightforward to account for the experimental uncertainty. Taking a pragmatic approach, we approximate the likelihood by a smoothed step function centered at the 95% CL limit $O_{\text{exp}, 95\%}$,

$$\mathcal{L}_i = \mathbf{F}(O, O_{\text{exp}, 95\%}) = \frac{1}{1 + \exp[\pm(O - O_{\text{exp}, 95\%})/\Delta O]}, \quad (3.4)$$

with $\Delta O = 1\% \times O_{\text{exp}, 95\%}$. The \pm sign in the exponent is chosen depending on whether we are dealing with an upper or lower bound: for an upper bound the plus sign applies, for a lower bound the minus sign. Using a smeared step function rather than a hard cut also helps the MCMC to converge.

Finally, when the χ^2 of the limit is available (this will be the case for the direct detection limits), we compute the likelihood as $\mathcal{L}_i = e^{-\chi_i^2/2}$.

To carry out the computations, we make use of a number of public tools. In particular, we use `micrOMEGAs 2.6.c` [53, 54] for the calculation of the relic density and for direct and indirect detection cross sections. This is linked to an appropriately modified [40] version of `SuSpect 2.4` [55] for the calculation of the sparticle (and Higgs) spectrum. Decays of the Higgs bosons are computed using a modified version of `HDECAY 4.40` [56], and Higgs mass limits are evaluated with `HiggsBounds 3.6.1beta` [57, 58]. Regarding the computation of the direct detection limits, we make use of a private code described in section 3.4.2.

3.2 Parameters of the model

We parametrize the model with 12 parameters as follows. The sneutrino sector is fixed by three parameters per generation (the two mass eigenvalues $m_{\tilde{\nu}_1}$, $m_{\tilde{\nu}_2}$ and the mixing angle $\sin\theta_{\tilde{\nu}}$, or the soft breaking parameters $m_{\tilde{L}}$, $m_{\tilde{N}}$, $A_{\tilde{\nu}}$) plus $\tan\beta$. Assuming degeneracy between electron and muon sneutrinos, this gives seven parameters to scan over. The soft term for the LH sneutrino, $m_{\tilde{L}}$, also defines the mass of the LH charged slepton (of each generation); the remaining free parameter in the slepton sector is $m_{\tilde{R}}$, the soft mass of the RH charged slepton, which we fix by $m_{\tilde{R}} = m_{\tilde{L}}$ for simplicity.

The chargino–neutralino sector is described by the gaugino mass parameters M_1 , M_2 and the higgsino mass parameter μ . Moreover, we need the gluino soft mass M_3 . Motivated by gauge coupling unification, we assume [approximate] GUT relations for the gaugino masses, $M_3 = 3M_2 = 6M_1$,¹ so we have M_2 and μ as two additional parameters in the scan. For stops/sbottoms we assume a common mass parameter $m_{03} \equiv m_{\tilde{Q}_3} = m_{\tilde{U}_3} = m_{\tilde{D}_3}$, which we allow to vary together with A_t (other trilinear couplings are neglected). The masses of the 1st and 2nd generation squarks, on the other hand, are fixed at 2 TeV without loss of generality. Finally, we need the pseudoscalar Higgs mass M_A to fix the Higgs sector. The model parameters and their allowed ranges are summarized in Table 1.

The requirement of having enough sneutrino annihilation to achieve $\Omega h^2 \simeq 0.11$ while having a low enough scattering cross section off protons and neutrons to pass the DD limits, together with the constraints from the Z invisible width, splits the parameter space into two disconnected regions with sneutrinos lighter or heavier than $M_Z/2$ (or more precisely, as we will see, $m_{\tilde{\nu}_1} \lesssim 7$ GeV and $m_{\tilde{\nu}_1} \gtrsim 50$ GeV). We call this the “light” and “heavy” cases in the following.

¹This assumption is central when applying the gluino mass limits from LHC searches.

i	Parameter p_i	Scan bounds	
		light sneutrinos	HND sneutrinos
1	$m_{\tilde{\nu}_{1\tau}}$	$[1, M_Z/2]$	$[M_Z/2, 1000]$
2	$m_{\tilde{\nu}_{2\tau}}$	$[m_{\tilde{\nu}_{1\tau}} + 1, 3000]$	$[m_{\tilde{\nu}_{1\tau}} + 1, 3000]$
3	$\sin \theta_{\tilde{\nu}\tau}$	$[0, 1]$	$[0, 1]$
4	$m_{\tilde{\nu}_{1e}} = m_{\tilde{\nu}_{1\mu}}$	$[m_{\tilde{\nu}_{1\tau}} + 1, M_Z/2]$	$[m_{\tilde{\nu}_{1\tau}} + 1, 3000]$
5	$m_{\tilde{\nu}_{2e}} = m_{\tilde{\nu}_{2\mu}}$	$[m_{\tilde{\nu}_{1e}} + 1, 3000]$	$[m_{\tilde{\nu}_{1e}} + 1, 3000]$
6	$\sin \theta_{\tilde{\nu}e} = \sin \theta_{\tilde{\nu}\mu}$	$[0, 1]$	$[0, 1]$
7	$\tan \beta$	$[3, 65]$	
8	μ	$[-3000, 3000]$	
9	$M_2 = 2M_1 = M_3/3$	$[30, 1000]$	
10	$m_{\tilde{Q}_3} = m_{\tilde{U}_3} = m_{\tilde{D}_3}$	$[100, 3000]$	
11	A_t	$[-8000, 8000]$	
12	M_A	$[30, 3000]$	

Table 1. Parameters and scan ranges for the light and the heavy non-democratic (HND) sneutrino cases. All masses and the A -term are given in GeV units. In the heavy democratic (HD) case, the same bounds as in the HND case are applied for quantities $i = 1-3$ and $7-12$, but entries $4-6$ are computed from $m_{\tilde{N}_e} \in m_{\tilde{N}_\tau} \pm 5\%$, $m_{\tilde{L}_e} \in m_{\tilde{L}_\tau} \pm 5\%$, and $A_{\tilde{\nu}e} \in A_{\tilde{\nu}\tau} \pm 5\%$, with a flat distribution, see text.

In the “light” case, we assume that the τ -sneutrino is the LSP, but the e/μ sneutrinos are not too different in mass from the τ -sneutrino. More specifically, we assume that $m_{\tilde{\nu}_{1e}}$ lies within $[m_{\tilde{\nu}_{1\tau}} + 1 \text{ GeV}, M_Z/2]$, i.e. the tau sneutrino is the LSP and all the three sneutrinos are potentially in the region sensitive to the constraint on the invisible decays of the Z boson. The 1 GeV minimal mass splitting is a quite natural assumption considering the sensitivity of $m_{\tilde{\nu}_1}$ to small variations in $A_{\tilde{\nu}}$, and suppresses co-annihilation effects (note that the degenerate case was previously studied in [40]).²

In the “heavy” case, we distinguish two different scenarios. First, in analogy to the light case, we assume that the τ -sneutrino is the LSP, with $m_{\tilde{\nu}_{1\tau}} \in [M_Z/2, 1000 \text{ GeV}]$, and we allow $m_{\tilde{\nu}_{1e}}$ to vary within $[m_{\tilde{\nu}_{1\tau}} + 1, 3000] \text{ GeV}$. We call this the “heavy non-democratic” (HND) case in the following. Second, we also consider a “heavy democratic” (HD) case, in which $m_{\tilde{\nu}_1}$, $m_{\tilde{\nu}_2}$ and $\sin \theta_{\tilde{\nu}}$ of the 3rd and the 1st/2nd generation are taken to be close to each other. As before, we use $m_{\tilde{\nu}_{1\tau}}$, $m_{\tilde{\nu}_{2\tau}}$ and $\sin \theta_{\tilde{\nu}\tau}$ as input parameters, from which we compute $m_{\tilde{N}_\tau}$, $m_{\tilde{L}_\tau}$ and $A_{\tilde{\nu}\tau}$. For the 1st/2nd generation, we then take $m_{\tilde{N}_e} \in [m_{\tilde{N}_\tau} - 5\%, m_{\tilde{N}_\tau} + 5\%]$, $m_{\tilde{L}_e} \in [m_{\tilde{L}_\tau} - 5\%, m_{\tilde{L}_\tau} + 5\%]$, and $A_{\tilde{\nu}e} \in [A_{\tilde{\nu}\tau} - 5\%, A_{\tilde{\nu}\tau} + 5\%]$ with a flat distribution. This way either $\tilde{\nu}_{1\tau}$ or $\tilde{\nu}_{1e,\mu}$ can be the LSP; moreover $\tilde{\nu}_{1\tau}$ and $\tilde{\nu}_{1e,\mu}$ can be almost degenerate. In the latter case, co-annihilations have a sizable effect.³ Nevertheless it turns out that the results for the HND and HD setups are almost the same, so we will take the HND scenario

²We also performed MCMC sampling allowing $m_{\tilde{\nu}_{1e}} > M_Z/2$ up to 3 TeV, keeping only the $\tilde{\nu}_{1\tau}$ light, but the conclusions remain unchanged. So we will present our results only for the case $m_{\tilde{\nu}_{1\tau}} < m_{\tilde{\nu}_{1e}} < M_Z/2$.

³Note that if the electron/muon/tau sneutrinos are co-LSPs, this has important consequences for the relic density [40]. The e, μ, τ sneutrino mass hierarchy moreover has important consequences for the LHC phenomenology (more electrons and muons instead of tau leptons from cascade decays), and for the annihilation channels for indirect detection signals. Furthermore, for a very light τ -sneutrino, $m_{\tilde{\nu}_{1\tau}} < m_\tau \simeq 1.78 \text{ GeV}$, annihilation into a pair of tau leptons is kinematically forbidden, while for $\tilde{\nu}_{1e,\mu}$ of the same mass annihilations into electrons or muons would be allowed.

as our standard setup for the heavy case, see Table 1, and discuss only what is different in the HD case.

3.3 Nuisance parameters

Nuisance parameters are experimentally determined quantities which are not of immediate interest to the analysis but which induce a non-negligible uncertainty in the (model) parameters which we want to infer. The Bayesian approach allows us to deal easily with nuisance parameters. In order to account for experimental uncertainties impacting the results, we choose 10 nuisance parameters, listed in Table 2. They fall into three categories: astrophysical parameters (related to dark matter searches), nuclear uncertainties (related to the computation of the DM-nucleon scattering cross section) and Standard Model uncertainties.

In order to compute limits from direct detection experiments, we need to know the properties of the dark matter halo of our galaxy. We assume a Standard Halo Model, taking into account variations of the velocity distribution (v_0 , v_{esc}) and of the local dark matter density (ρ_{DM}). To this end, we follow [59] and take the naive weighted average of the quoted values for each parameter (an alternative determination of ρ_{DM} can be found in Ref. [60–62]). Note that considering v_0 and v_{esc} as nuisance parameters is particularly important in the light DM case, because of its sensitivity to the tail of the velocity distribution; indeed a departure from the canonical value $v_0 = 220$ km/s may have a sizable impact on the direct detection limits at low masses.

Turning to nuclear uncertainties, the Higgs exchange contribution to the elastic scattering cross section depends on the quark contents of the nucleons. The light quark contents can be determined via the ratio of the masses of the light quarks, m_u/m_d and m_s/m_d , and the light-quark sigma term $\sigma_{\pi N} = (m_u + m_d)\langle N|\bar{u}u + \bar{d}d|N\rangle/2$. Moreover, we need the strange quark content of the nucleon, $\sigma_s = m_s\langle N|\bar{s}s|N\rangle$, which is actually the main source of uncertainty here. We take the latest results for $\sigma_{\pi N}$ and σ_s from lattice QCD [63]. We stress that the new direct determinations of σ_s lead to a much lower value as compared to previous estimates based on octet baryon masses and SU(3) symmetry breaking effect.

The Standard Model uncertainties that we include as nuisance parameters in the MCMC sampling are m_t , the top pole mass, $m_b(m_b)$, the bottom mass at the scale m_b in the $\overline{\text{MS}}$ scheme, and $\alpha_s(M_Z)$, the strong coupling constant at the scale M_Z . They impact the derivation of the SUSY and Higgs spectrum. Moreover, the mass of the bottom quark is relevant in the light sneutrino case because if $m_{\tilde{\nu}_{1\tau}} < m_b$, annihilation into $b\bar{b}$ is kinematically forbidden.

3.4 Experimental constraints entering the likelihood

We confront our model with the observables listed in Table 3. Below we comment on the various constraints.

3.4.1 Relic density of sneutrinos

We assume the standard freeze-out picture for computing the sneutrino relic abundance. The main annihilation channels for mixed sneutrino dark matter are *i*) $\tilde{\nu}_1\tilde{\nu}_1 \rightarrow \nu\nu$ ($\tilde{\nu}_1^*\tilde{\nu}_1^* \rightarrow \bar{\nu}\bar{\nu}$) through neutralino t-channel exchange, *ii*) $\tilde{\nu}_1\tilde{\nu}_1^* \rightarrow f\bar{f}$ through s-channel Z exchange, and *iii*) $\tilde{\nu}_1\tilde{\nu}_1^* \rightarrow b\bar{b}$ through s-channel exchange of a light Higgs. Moreover, if the $\tilde{\nu}_1$ is heavy enough, it can also annihilate into W^+W^- (dominant), ZZ or $t\bar{t}$. Note that for the heavy LSP the annihilation into neutrino pairs is always much suppressed while the annihilation into other channels can be enhanced by the heavy scalar Higgs resonance.

i	Nuisance parameter λ_i	Experimental result Λ_i	Likelihood function \mathcal{L}_i
1	m_u/m_d	0.553 ± 0.043 [64]	Gaussian
2	m_s/m_d	18.9 ± 0.8 [64]	Gaussian
3	$\sigma_{\pi N}$	44 ± 5 MeV [63]	Gaussian
4	σ_s	21 ± 7 MeV [63]	Gaussian
5	ρ_{DM}	0.3 ± 0.1 GeV/cm ³ [65] 0.43 ± 0.15 GeV/cm ³ [66] $\Rightarrow 0.34 \pm 0.09$ GeV/cm ³	Weighted Gaussian average
6	v_0	242 ± 12 km/s [67] 239 ± 11 km/s [68] 221 ± 18 km/s [69] 225 ± 29 km/s [70] $\Rightarrow 236 \pm 8$ km/s	Weighted Gaussian average
7	v_{esc}	550 ± 35 km/s [71]	Gaussian
8	m_t	173.3 ± 1.1 GeV [72]	Gaussian
9	$m_b(m_b)$	$4.19_{-0.06}^{+0.18}$ GeV [73]	Two-sided Gaussian
10	$\alpha_s(M_Z)$	0.1184 ± 0.0007 [73]	Gaussian

Table 2. Nuisance parameters in the scan. The values of the astrophysical parameters are taken from Ref. [59].

The annihilation into neutrino pairs proceeds mainly through the wino component of the t-channel neutralino and is proportional to $\sin^4 \theta_{\tilde{\nu}}$; it is largest for light winos. The Z exchange is also proportional to $\sin^4 \theta_{\tilde{\nu}}$. The light Higgs exchange, on the other hand, is proportional to $(A_{\tilde{\nu}} \sin \theta_{\tilde{\nu}})^2$. The dependence of Ωh^2 on the sneutrino mass and mixing angle has been analyzed in [40, 44].

We assume a 10% theory uncertainty on Ωh^2 , mostly to account for unknown higher-order effects. In the light DM cases, one also has to worry about the change in the number of effective degrees of freedom in the early Universe, g_{eff} , especially when $m_{\text{DM}} \approx 20 T_{\text{QCD}}$. While we do take into account the change of g_{eff} in the calculation of the relic density, the uncertainty related to it is not accounted for separately. Rather, we assume that it falls within the overall 10% theory uncertainty. (We discuss the issue of g_{eff} in more detail in Appendix A.)

The same annihilation channels will be relevant for indirect DM detection experiments, looking for gamma-rays (*Fermi*-LAT, H.E.S.S.), charged particles (positrons, antiprotons; PAMELA, *Fermi*-LAT, AMS) or neutrinos (Super-Kamiokande, IceCube, ANTARES), that could be produced by annihilation of dark matter, especially in high density regions, see Section 3.4.6.

3.4.2 Direct detection limits

The spin-independent (SI) scattering of $\tilde{\nu}_1$ on nucleons occurs through Z or Higgs exchange. The Z exchange is again suppressed by the sneutrino mixing angle, while the Higgs exchange is enhanced by the $A_{\tilde{\nu}}$ term. A peculiarity of the Z -exchange contribution is that the proton cross section is much smaller than the neutron one, with the ratio of amplitudes $f_p/f_n = (1 - 4 \sin^2 \theta_W)$. The Higgs contribution on the other hand, which becomes dominant for large

i	Observable μ_i	Experimental result D_i	Likelihood function \mathcal{L}_i
1	Ωh^2	0.1123 ± 0.0035 [46] (augmented by 10% theory uncertainty)	Gaussian
2	σ_N	$(m_{\text{DM}}, \sigma_N)$ constraints from XENON10 [74], XENON100 [75], CDMS [76] and CoGeNT [77]	$\mathcal{L}_2 = e^{-\chi_{\text{DD}}^2/2}$
3	$\Delta\Gamma_Z$	< 2 MeV (95% CL) [78]	$\mathcal{L}_3 = \mathbf{F}(\mu_3, 2 \text{ MeV})$
4	Higgs mass limits	from HiggsBounds 3.6.1beta [57, 58]	$\mathcal{L}_4 = 1$ if allowed $\mathcal{L}_4 = 10^{-9}$ if not
5	$m_{\tilde{\chi}_1^+}$	> 100 GeV [79]	$\mathcal{L}_5 = 1$ if allowed $\mathcal{L}_5 = 10^{-9}$ if not
6	$m_{\tilde{e}_R} = m_{\tilde{\mu}_R}$	> 100 GeV [80]	$\mathcal{L}_6 = 1$ if allowed $\mathcal{L}_6 = 10^{-9}$ if not
7	$m_{\tilde{\tau}_1}$	> 85 GeV [80]	$\mathcal{L}_7 = 1$ if allowed $\mathcal{L}_7 = 10^{-9}$ if not
8	$m_{\tilde{g}}$	$> 750, 1000$ GeV [81, 82] or none	not included (a posteriori cut)
9	$\mathcal{B}(b \rightarrow s\gamma)$	$(3.55 \pm 0.34) \times 10^{-4}$ [83, 84]	Gaussian
10	$\mathcal{B}(B_s \rightarrow \mu^+\mu^-)$	$< 1.26 \times 10^{-8}$ (95% CL) [85, 86]	$\mathbf{F}(\mu_{10}, 1.26 \times 10^{-8})$
11	Δa_μ	$(26.1 \pm 12.8) \times 10^{-10}$ [87–89]	Gaussian

Table 3. Experimental constraints used to construct the likelihood. Where relevant, experimental and theoretical uncertainties are added in quadrature; in particular for Ωh^2 we assume an overall uncertainty of $(0.0035^2 + 0.01123^2)^{1/2} = 0.0118$.

values of $A_{\tilde{\nu}}$, is roughly the same for protons and neutrons. The total SI cross section on a nucleus N is obtained after averaging over the $\tilde{\nu}_1 N$ and $\tilde{\nu}_1^* N$ cross sections, where we assume equal numbers of sneutrinos and anti-sneutrinos. We note that the interference between the Z and h^0 exchange diagrams has opposite sign for $\tilde{\nu}_1 N$ and $\tilde{\nu}_1^* N$, leading to an asymmetry in sneutrino and anti-sneutrino scattering if both Z and Higgs exchange are important. All these effects are taken into account when we compute the normalized scattering cross section σ_N :

$$\sigma_N = \frac{4\mu_\chi^2 (Zf_p + (A-Z)f_n)^2}{\pi A^2}, \quad (3.5)$$

where μ_χ is the sneutrino–nucleon reduced mass, Z is the atomic number and A the mass number. This cross section can be directly compared to the experimental limits on σ_p^{SI} , which are extracted from the observed limits on the LSP–nucleus scattering cross section assuming $f_p = f_n$.

We consider the limits coming from various direct detection experiments. In particular, we take into account the light dark matter results from XENON10 [74] and CDMS [76], as well as the latest XENON100 [75] and CoGeNT [77] results. Thus, we are using the best limits from both low and high mass regions, with Xenon (XENON10/100) and Germanium (CDMS and CoGeNT) detectors. We include the data from these experiments using a private code based on Refs. [90–92], where further details on the analysis can be found. For XENON100 we adopt the best-fit light-yield efficiency L_{eff} curve from [75]. Especially for the low DM

mass region, the energy resolution close to the threshold is important. We take into account the energy resolution due to Poisson fluctuations of the number of single electrons. The XENON10 analysis is based on the so-called S2 ionization signal which allows to go to a rather low threshold. In this case we follow the conservative approach of [74] and impose a sharp cut-off of the efficiency below the threshold, which excludes the possibility of upward fluctuations of a signal from below the threshold. Our analysis tries to approximate as close as possible the one performed in [74]. From CDMS we use results from an analysis of Ge data with a threshold as low as 2 keV [76]. We use the binned data from Fig. 1 of [76] and build a χ^2 , where we only take into account bins where the predicted rate is larger than the observed data. This ensures that only an upper bound is set on the cross section. We proceed for CoGeNT in a similar way. We ignore the possibility that hints for an annual modulation in CoGeNT are due to DM (see also [93]), and use a similar χ^2 method as for CDMS to set an upper bound on the scattering cross section. The code allows for a consistent variation of the astrophysical parameters v_0 , v_{esc} and ρ_{DM} for all considered experiments.

The information from DD is included in the Bayesian analysis in the following way. For XENON10 and XENON100 data, we apply the so-called maximum-gap method [94] to calculate an upper bound on the scattering cross section for a given mass. The probability returned by the maximum-gap method as a function of the model parameters as well as astrophysical parameters (appropriately normalized) is considered as the likelihood function which then is converted into the posterior PDF within the Bayesian analysis. This is an approximation to a pure Bayesian treatment with the advantage that it allows us to use the maximum-gap method, which offers a conservative way to set a limit in the presence of an unknown background. Since the shape of the expected background distribution is neither provided for XENON10 nor XENON100, it is not possible to construct a “true” likelihood from the data and we stick to the above mentioned approximation based on the maximum-gap method.⁴ For CDMS and CoGeNT, the likelihood is obtained from the individual χ^2 functions as $\mathcal{L} \propto \exp(-\chi^2/2)$. The method to construct the χ^2 described in the previous paragraph amounts to introducing the unknown background in each bin i as a nuisance parameter b_i which is allowed to vary by maximizing the likelihood function under the condition $b_i \geq 0$. Again this is an approximation to a pure Bayesian approach (in which the posterior PDF would be integrated over the nuisance parameters), which suffices for our purpose.

3.4.3 Z invisible width

A light sneutrino with $m_{\tilde{\nu}} < M_Z/2$ will contribute to the invisible width of the Z boson, well measured at LEP [78], thus putting a constraint on the sneutrino mixing:

$$\Delta\Gamma_Z = \sum_{i=1}^{N_f} \Gamma_\nu \frac{\sin^4 \theta_{\tilde{\nu}_i}}{2} \left(1 - \left(\frac{2m_{\tilde{\nu}_i}}{M_Z} \right)^2 \right)^{3/2} < 2 \text{ MeV} \quad (3.6)$$

where $\Gamma_\nu = 166 \text{ MeV}$ is the partial width into one neutrino flavor. For one light sneutrino with $m_{\tilde{\nu}_1} = 5$ (20) GeV, this leads only to a mild constraint on the mixing angle of $\sin \theta_{\tilde{\nu}} < 0.39$ (0.43). For $m_{\tilde{\nu}_{1\tau}} = 4 \text{ GeV}$, $m_{\tilde{\nu}_{1e}} = m_{\tilde{\nu}_{1\mu}} = 5 \text{ GeV}$ and assuming a common mixing angle, this constraint becomes stricter: $\sin \theta_{\tilde{\nu}} < 0.3$.

⁴In [95] XENON100 data has been implemented in a Bayesian study by constructing a likelihood function from the Poisson distribution based on the total number of expected signal and background events. We have checked that such a procedure leads to similar results as our approach based on the maximum-gap method.

On the other hand, a minimum amount of mixing is needed for light $\tilde{\nu}_1$'s to achieve large enough annihilation cross section. In [40] we found $\sin\theta_{\tilde{\nu}} \gtrsim 0.12$ for LSP masses above the b -threshold, where annihilation into $b\bar{b}$ through Z or h^0 can contribute significantly, and $\sin\theta_{\tilde{\nu}} \gtrsim 0.25$ for $m_{\tilde{\nu}_1} < m_b$. Therefore, for light sneutrinos, the mixing angle should be not far from the limit imposed by the Z invisible width. Such a large mixing is however in conflict with DD limits unless $m_{\tilde{\nu}_1} \lesssim 7$ GeV. For sneutrino LSPs with masses of, roughly, 7–40 GeV, the DD limits constrain $\sin\theta_{\tilde{\nu}}$ to be smaller than about 0.05–0.07, which makes it impossible to achieve low enough Ωh^2 . For heavier masses, one needs $m_{\tilde{\nu}_1}$ near the Higgs pole or above the W^+W^- threshold to satisfy both DD and relic density constraints. This was also discussed in [44]. As mentioned, this splits our parameter space into two distinct regions where the Markov Chains converge, one with $m_{\tilde{\nu}_1} \lesssim 7$ GeV and one with $m_{\tilde{\nu}_1} > M_Z/2$ (more precisely, $m_{\tilde{\nu}_1} \gtrsim 50$ GeV).

3.4.4 Higgs and SUSY mass limits

In the MCMC sampling, we impose chargino and charged slepton mass limits [79, 80] from LEP as listed in Table 3. We here choose conservative values because the LEP analyses in principle assumed a neutralino LSP, and hence the parametrization of the LEP limits in terms of e.g. the chargino–neutralino mass difference as implemented in `micrOMEGAs` does not apply. To evaluate Higgs mass constraints based on LEP, Tevatron and LHC data, we use `HiggsBounds 3.6.1beta`. (The latest CMS limit on $A/H \rightarrow \tau\tau$ [96] is also included via `HiggsBounds`.) Here note that for large sneutrino mixing, which as detailed above is necessary for light $m_{\tilde{\nu}_1}$, the light Higgs mass receives an important negative correction from the sneutrino loop, which is proportional to $|A_{\tilde{\nu}}|^4/(m_{\tilde{\nu}_2}^2 - m_{\tilde{\nu}_1}^2)^2$. Thus the lower limit on m_{h^0} also somewhat constrains the sneutrino sector. In order to take into account the theoretical uncertainty in m_{h^0} , we smear the Higgs mass computed with `SuSpect` by a Gaussian with a width of 1.5 GeV before feeding it to `HiggsBounds`. In the light sneutrino case, the Higgs decays into sneutrinos are always kinematically allowed, and they are enhanced as $A_{\tilde{\nu}}$; as a result the h^0 decays almost completely invisibly in this case. (In the heavy sneutrino case, only a small fraction of the points have $m_{\tilde{\nu}_1} < m_{h^0}/2$.) The Higgs decays into sneutrinos are properly taken into account in our `HiggsBounds` interface.

An important point of our study is how SUSY mass limits from the 2011 LHC searches affect the sneutrino DM scenarios. Here note that squarks and gluinos undergo the same cascade decays into charginos and neutralinos as in the conventional MSSM. Since we assume gaugino mass unification, the gluino and squark mass limits derived in the CMSSM limits from jets+ E_T^{miss} searches apply to good approximation. We have checked several $\tilde{\nu}_1$ LSP benchmark points and found $m_{\tilde{g}} \gtrsim 750$ GeV for $m_{\tilde{q}} \sim 2$ TeV based on a fast simulation of the ATLAS 0-lepton analysis for 1 fb^{-1} [81]. This is in very good agreement with the corresponding gluino mass limit in the CMSSM for large m_0 . For 5 fb^{-1} of data, this limit should improve to $m_{\tilde{g}} \gtrsim 1$ TeV.

A word of caution is in order however. For $m_{\tilde{q}} \gg m_{\tilde{g}}$ we expect $\tilde{g} \rightarrow q\bar{q}\tilde{\chi}_{1,2}^0$ and $\tilde{g} \rightarrow q\bar{q}'\tilde{\chi}_1^\pm$ as in the MSSM with a neutralino LSP. In our model, the $\tilde{\chi}_{1,2}^0$ decay further into the $\tilde{\nu}_1$ LSP; if this decay is direct, $\tilde{\chi}_{1,2}^0 \rightarrow \nu\tilde{\nu}_1$, it is completely invisible. Indeed, the invisible $\tilde{\chi}_{1,2}^0$ decays often have close to 100% branching ratio. We do not expect however that this has a large effect on the exclusion limits. The situation is different for chargino decays. In most cases, the $\tilde{\chi}_1^\pm$ decays dominantly into a sneutrino and a charged lepton (e , μ or τ , depending on the sneutrino flavor). This can lead to a much larger rate of single lepton or dilepton events. As a consequence, we expect the limits from 0-lepton jets+ E_T^{miss} searches to weaken,

while single lepton or dilepton $+E_T^{\text{miss}}$ searches should become more effective than in the CMSSM. Overall, assuming gaugino mass unification, the gluino mass limit should remain comparable to the limit derived in the CMSSM.

A detailed analysis of the SUSY mass limits in the sneutrino DM model is left for a separate work. In the present paper, we are interested in the effect of the LHC pushing the gluino mass limit to $m_{\tilde{g}} \gtrsim 750$ GeV or $m_{\tilde{g}} \gtrsim 1000$ GeV, see above. In order to illustrate this effect without having to run the MCMC several times (which would have been too CPU intensive), we apply the gluino mass constraint a posteriori. As we will see, it is only relevant for the light sneutrino case.

3.4.5 Low-energy observables

Further important constraints on the model come from flavor physics and from the muon anomalous magnetic moment. Regarding flavor physics constraints, we use the HFAG average value of $\mathcal{B}(b \rightarrow s\gamma) = (3.55 \pm 0.24 \pm 0.09) \times 10^{-4}$ [83] with a theoretical uncertainty of 0.23×10^{-4} [84]. Moreover, we use the combined LHCb and CMS limit on $\mathcal{B}(B_s \rightarrow \mu^+\mu^-)$ [85], augmented by a 20% theory uncertainty (mainly due to f_{B_s}) as suggested in [86]. After completion of the MCMC runs, a new limit of $\mathcal{B}(B_s \rightarrow \mu^+\mu^-) < 4.5 \times 10^{-9}$ (95% CL) [97] became available. We impose this new limit a posteriori, again assuming 20% theory uncertainty, but the effect of this on the posterior distributions is marginal.⁵

Regarding the supersymmetric contribution to the anomalous magnetic moment of the muon, $\Delta a_\mu^{\text{SUSY}}$, we implement the 1-loop calculation taking into account the mixing between RH and LH $\tilde{\nu}_\mu$. Then we compare this value to $\Delta a_\mu = a_\mu^{\text{exp}} - a_\mu^{\text{SM}}$, where for a_μ^{exp} we take the experimental value reported by the E821 experiment [88], and for a_μ^{SM} we take the result of Ref. [87] (note however the slightly lower a_μ^{SM} reported in [98]). Guided by [89] and because of our ignorance of the 2-loop effects involving mixed sneutrinos, we assume a conservative theoretical uncertainty of 10×10^{-10} . This brings us to $\Delta a_\mu^{\text{SUSY}} = (26.1 \pm 12.8) \times 10^{-10}$ in Table 3.

3.4.6 Indirect detection of photons and antiprotons

Dwarf Spheroidal galaxies (dSphs) in the Milky Way provide a good probe of DM through the observation of gamma-rays. Although the photon signal is weaker than from the Galactic center, the signal-to-noise ratio is more favorable since dSphs are DM dominated and the background from astrophysical sources is small. From measurements of the gamma-rays from ten different dSphs [99], the *Fermi*-LAT collaboration has extracted an upper limit on the DM annihilation cross section in three different channels: W^+W^- , $b\bar{b}$, and $\tau^+\tau^-$. For this one assumes a NFW [100] dark matter profile. For DM lighter than 40 GeV, both the $b\bar{b}$ and $\tau^+\tau^-$ channels have the sensitivity to probe the canonical DM annihilation cross section, $\sigma v > 3 \times 10^{-26}$ cm³/s. We will not use these constraints in the fit but rather compare our predictions for the annihilation cross section in different channels with the limit provided by *Fermi*-LAT. We will see in the next section that this measurement constrains sneutrino DM in only a few scenarios for three reasons. First, for light sneutrinos we have a sizable $\tilde{\nu}_1$ ($\tilde{\nu}_1^*$) pair annihilation into $\nu\nu$ ($\bar{\nu}\bar{\nu}$), which clearly cannot lead to a photon signal. Second, *Fermi*-LAT has not published results for DM particles lighter than 5 GeV, where the bulk of our light DM sample that survives direct detection constraints lies. Third, *Fermi*-LAT's

⁵Effectively, we impose $\mathcal{B}(B_s \rightarrow \mu^+\mu^-) < 5.4 \times 10^{-9}$ as a hard cut, but we have checked that this makes no difference as compared to reweighing the likelihood according to eq. (3.4).

sensitivity is still one order of magnitude above the canonical cross section for DM masses at the electroweak scale or above.

Annihilation of DM in the Milky Way will also, after hadronisation of the decay products of SM particles, lead to antiprotons. This antiproton flux has been measured by PAMELA [101] and fits rather well the astrophysics background [102]. There is however a large uncertainty in the background at low energies (below a few GeV) due to solar modulation effects that are not well known. Furthermore the antiprotons—as well as any other charged particle—propagate through the Galactic halo and their energy spectrum at the Earth differs from the one produced at the source. The propagation model introduces additional model dependence in the prediction of the antiproton flux from DM annihilation. As for photons above, we will not use the antiproton flux as a constraint in the fit, but compare our predictions for different propagation model parameters with the measurements of PAMELA. We will see that the largest flux, and the largest deviation from the background, are observed at low energies when the sneutrino DM has a mass of a few GeV, thus leading to an excess of events for some values of the propagation parameters.

Finally, a comment is in order regarding annihilation into neutrinos. Indeed, neutrino telescopes (Super-Kamiokande, IceCube, ANTARES) may probe sneutrino DM annihilation into neutrinos, e.g. from the Galactic Center or from accretion in the Sun. The neutrino flux from annihilation of DM captured by the Sun is determined by the cross section for sneutrino scattering on nucleons discussed in [40] and Section 3.4.2. We do not include a possible neutrino signal in this analysis but leave it for a future study.

4 Results

Let us now present the results of this analysis. As mentioned, for each of the three scenarios which we study, we run 8 Markov chains with 10^6 iterations each. The distributions of the points in these chains map the likelihood of the parameter space. We hence present our results in terms of posterior probability distributions shown in the form of histograms (1-dimensional distributions) with 100 bins and of contour graphs (2-dimensional distributions) with 100×100 bins. Results based on alternative (logarithmic) priors in the sneutrino sector can be found in Appendix C.

4.1 Light sneutrino DM with mass below 10 GeV

We begin with the case of light sneutrinos that was previously studied by some of us in [40]. Figure 1 shows the 1-dimensional (1D) marginalized posterior PDFs of various interesting quantities, in particular sneutrino masses and mixing angles, A terms, squarks, gluino and Higgs masses, etc. The blue histograms are the posterior PDFs taking into account constraints 1–7 and 9–11 of Table 3, while the black (red) lines show the posterior distributions after requiring in addition that the gluino be heavier than 750 (1000) GeV. Note that a lower bound on the gluino mass not only cuts the peak of the gluino distribution but also leads to a lower bound on the chargino and neutralino masses, since $6m_{\tilde{\chi}_1^0} \approx 3m_{\tilde{\chi}^+} \approx m_{\tilde{g}}$. (We do not show the $m_{\tilde{\chi}_1^0}$, $m_{\tilde{\chi}_2^0}$, $m_{\tilde{\chi}_1^\pm}$ posterior probabilities in Fig. 1, because they follow completely the $m_{\tilde{g}}$ distribution.)

As can be seen, the DD limits, in particular from XENON10, require the sneutrino LSP to be lighter than about 7 GeV, with the distribution peaking around 4 GeV. (The shoulder at 4.5–5 GeV is due to the onset of the $b\bar{b}$ annihilation channel.) For LSP masses below 4 GeV, the DD limits are not important. Indeed the largest cross section, obtained with the

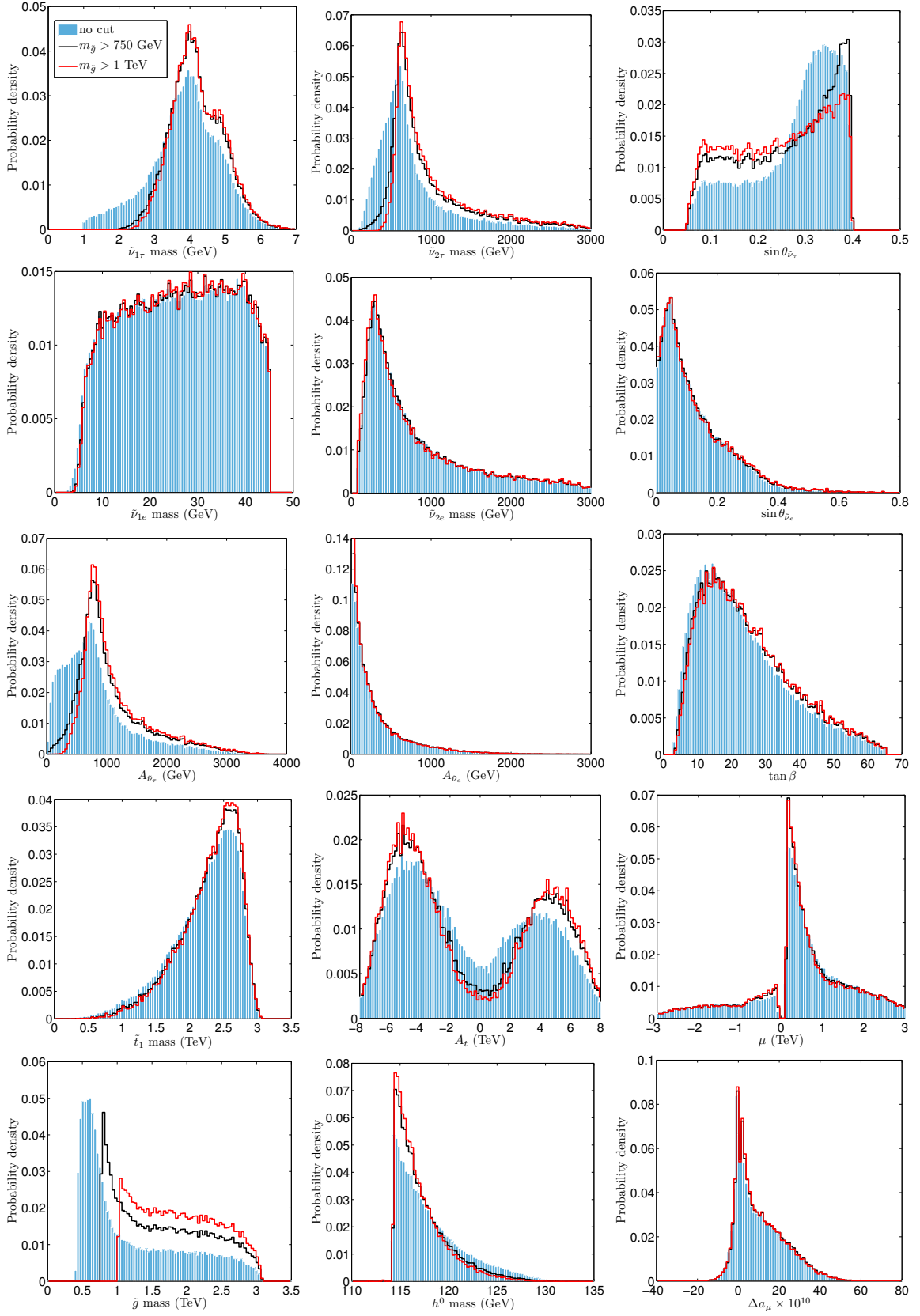


Figure 1. Posterior PDFs in 1D for the light sneutrino case. Specific values for best fit and quasi-mean points as well as the 68% and 95% BC intervals are given in Appendix B.

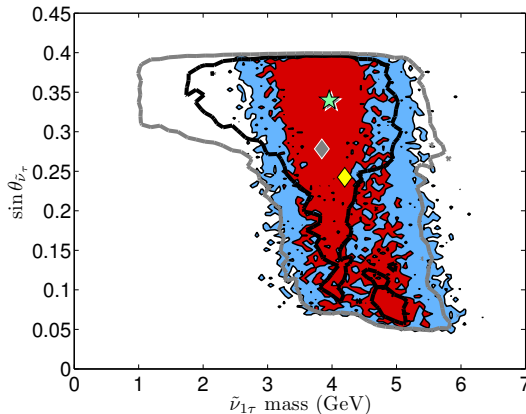


Figure 2. Posterior PDF of $\sin \theta_{\tilde{\nu}_\tau}$ versus $m_{\tilde{\nu}_{1\tau}}$ for the light sneutrino case. The black and grey lines show the 68% and 95% BCRs before gluino mass limits from the LHC. The red and blue regions are the 68% and 95% BCRs requiring $m_{\tilde{g}} > 1$ TeV. The green star marks the bin with the highest posterior probability after the gluino mass limit, while the yellow diamond marks the mean of the 2D PDF. The grey star/diamond are the highest posterior and mean points before imposing the gluino mass limit.

maximum value of $\sin \theta_{\tilde{\nu}_\tau}$ allowed by the Z invisible width, is below the current experimental limits [40]. The gluino mass bound from the LHC disfavors very light sneutrinos of about 1–3 GeV, because the $\tilde{\nu}_1 \tilde{\nu}_1 \rightarrow \nu\nu$ and $\tilde{\nu}_1^* \tilde{\nu}_1^* \rightarrow \bar{\nu}\bar{\nu}$ annihilation channels get suppressed (recall that we assume GUT relations between gaugino masses). This means one needs to rely on annihilation through Z or Higgs exchange, as is reflected in the change of the $\sin \theta_{\tilde{\nu}_\tau}$ and $A_{\tilde{\nu}_\tau}$ probability densities in Fig. 1.

The other distributions are basically unaffected by the gluino mass cut, the exceptions being A_t and m_{h^0} . Larger values of A_t are preferred for $m_{\tilde{g}} > 1$ TeV, because it is needed to compensate the negative loop correction to m_{h^0} from the larger $A_{\tilde{\nu}_\tau}$ in order to still have $m_{h^0} > 114$ GeV. Regarding m_{h^0} , the distribution is shifted towards the lower limit of 114 GeV because of this negative loop correction. Finally, we note that the light Higgs decays practically 100% invisibly into sneutrinos. Therefore, should the excess in events hinting at a Higgs near 125 GeV be confirmed, the light sneutrino DM scenario would be ruled out.

Regarding the supersymmetric contribution to Δa_μ , shown in the bottom right panel in Fig. 1, this is peaked towards small values. Nevertheless, the probability of falling within the experimental 1σ band is sizable, $p(\Delta a_\mu = (26.1 \pm 12.8) \times 10^{-10}) = 31\%$. The larger values of Δa_μ are obtained when there is a large contribution from the sneutrino exchange diagram.

Our expectations regarding the relation between mass and mixing angle are confirmed in Fig. 2, which shows the 2-dimensional (2D) posterior PDF of $\sin \theta_{\tilde{\nu}_\tau}$ versus $m_{\tilde{\nu}_{1\tau}}$. To be more precise, what is shown are the 68% and 95% Bayesian credible regions (BCRs) before and after a gluino mass cut of $m_{\tilde{g}} > 1$ TeV. As can be seen, the region of $m_{\tilde{\nu}_{1\tau}} \approx 1$ –3 GeV, which requires $\sin \theta_{\tilde{\nu}_\tau} \approx 0.3$ –0.4 to be consistent with WMAP, gets completely disfavored by a heavy gluino.⁶

In Fig. 3, we show the influence of the gluino mass limit on the predicted DD cross section for Xenon (we display the Xenon cross section to directly compare with the best limit which comes from XENON10). Imposing $m_{\tilde{g}} > 1$ TeV has quite a striking effect, limiting

⁶To be more precise, it gets disfavored by a heavy wino, since $m_{\tilde{g}} > 1$ TeV implies $m_{\tilde{\chi}_2^0} \gtrsim 300$ GeV in our model.

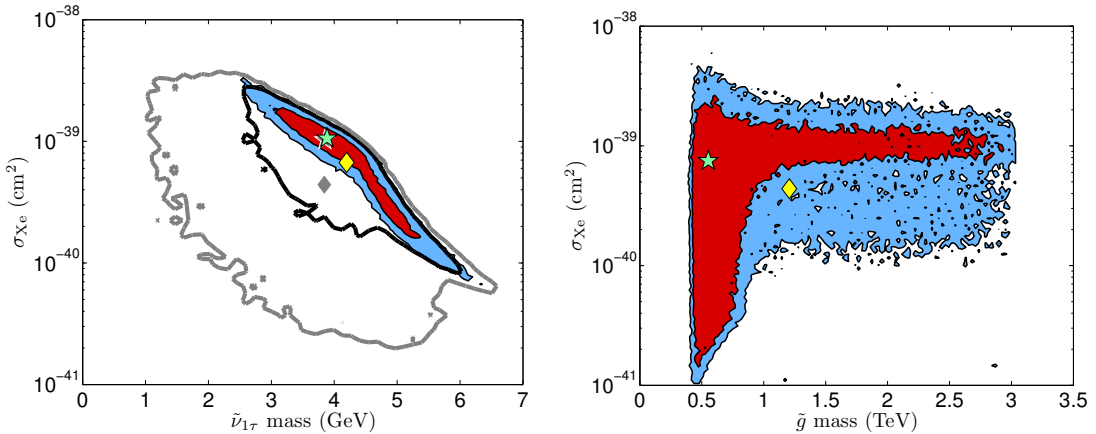


Figure 3. On the left, 2D posterior PDF of σ_{Xe} versus $m_{\tilde{\nu}_{1\tau}}$ before and after imposing $m_{\tilde{g}} > 1$ TeV; see the caption of Fig. 2 for the meaning of colors and symbols. On the right, correlation between σ_{Xe} and gluino mass; the red and blue areas are the 68% and 95% BCRs.

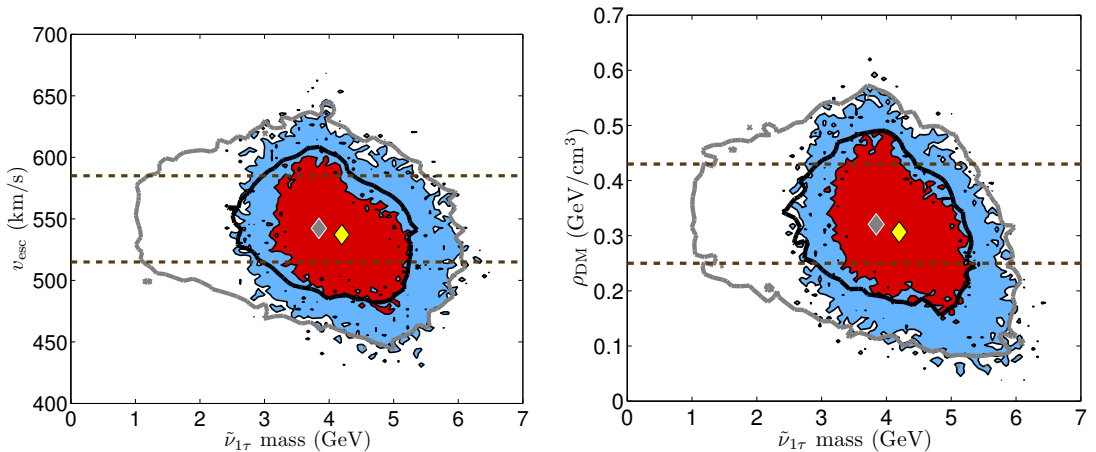


Figure 4. 68% and 95% BCRs of v_{esc} versus $m_{\tilde{\nu}_{1\tau}}$ (left) and of ρ_{DM} versus $m_{\tilde{\nu}_{1\tau}}$ (right). The black (grey) contours are the 68% (95%) BCRs without gluino mass cut, while the red (blue) areas are the 68% (95%) BCRs for $m_{\tilde{g}} > 1$ TeV. The dashed lines mark the 1σ experimental bounds for v_{esc} and ρ_{DM} .

σ_{Xe} to a small region just below the current limit. We recall that XENON10 only constrains the mass range above ≈ 4 GeV; for lower $\tilde{\nu}_1$ masses, the DD cross section is constrained from above by the Z invisible width. We also note that there is a lower limit on the DD cross section [40], so that if a lower threshold can be achieved to probe masses below 4 GeV, in principle the light sneutrino DM case can be tested completely. (For $m_{\tilde{\nu}_1} \approx 4$ –6 GeV, an improvement of the current sensitivity by about a factor 3 is sufficient to cover the 95% region, while an improvement by an order of magnitude will completely cover this mass range.)

The influence of the nuisance parameters is also interesting. For example, a low local DM density can bring points with high DD cross section in agreement with the XENON10 limits. Likewise, a small mixing angle at sneutrino masses around 4 GeV allows for higher ρ_{DM} , because the DD cross section is low. Analogous arguments hold for v_0 and v_{esc} , since for

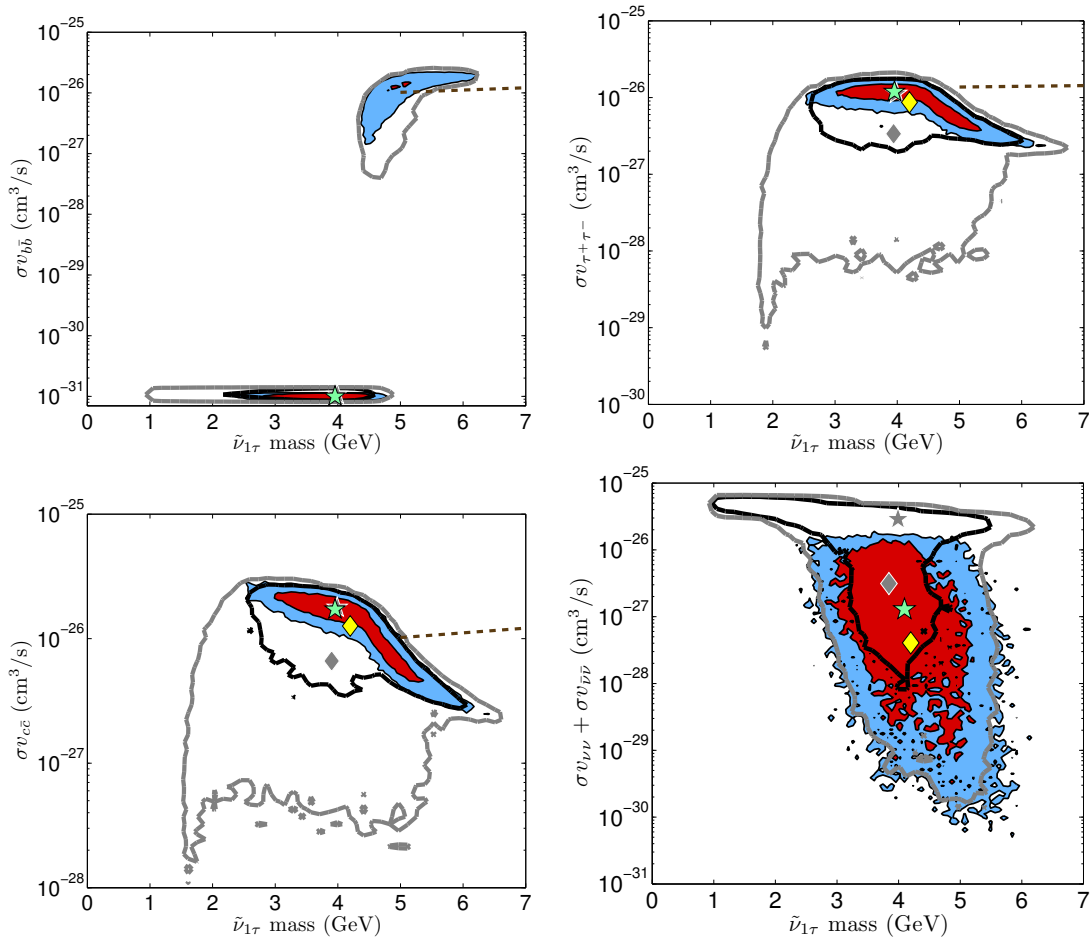


Figure 5. 68% and 95% BCRs for σv versus sneutrino mass in various channels. Color code as in the previous figures. The dashed lines correspond to the *Fermi*-LAT limit [99], where for $c\bar{c}$ we have used the same value as for $b\bar{b}$. Note that for $m_{\tilde{\nu}_1} < m_b$, the cross section is zero, however to display this region we have arbitrarily set it to $\sigma v_{b\bar{b}} = 10^{-31} \text{ cm}^3/\text{s}$.

light DM one is very sensitive to the tail of the velocity distribution. The effect is illustrated in Fig. 4.

The MCMC approach also permits us to make predictions for the annihilation cross section of light sneutrino dark matter into different final states, relevant for indirect DM searches, see Fig. 5. When $m_{\tilde{\nu}_1} > m_b$, the dominant DM annihilation channels are into $\nu\nu$ or $b\bar{b}$ pairs. The latter will lead to a large photon flux—in fact the partial cross section into $b\bar{b}$ is always in the region constrained by *Fermi*-LAT when $m_{\tilde{\nu}_1} > 5.2 \text{ GeV}$.

For lighter DM, the charged fermions final states giving photons are $c\bar{c}$ and $\tau^+\tau^-$. Here note that for a given LSP mass, imposing the lower limit on the gluino mass selects the upper range for both $\sigma v_{c\bar{c}}$ and $\sigma v_{\tau^+\tau^-}$ while having only a mild effect on $\sigma v_{b\bar{b}}$. In particular the $c\bar{c}$ channel typically has a large cross section of $\sigma v_{c\bar{c}} \gtrsim 10^{-26} \text{ cm}^3/\text{s}$ throughout the 95% BCR when $m_{\tilde{g}} > 1 \text{ TeV}$. This could hence be probed if the *Fermi*-LAT search was extended to a lower mass range.

Regarding annihilation into neutrinos, as mentioned earlier, the gluino mass limit strongly constrains scenario where annihilation into neutrino pairs is dominant, leading to an upper

limit of $\sigma v_{\nu\nu} + \sigma v_{\bar{\nu}\bar{\nu}} \lesssim 1 \times 10^{-26} \text{ cm}^3/\text{s}$, see the bottom-right panel in Fig. 5. A discussion of the neutrino signal for light sneutrino DM can be found in [40]. As mentioned, we leave a more detailed analysis of neutrinos from the Sun for a future work.

Dark matter annihilation in our galaxy can also lead to antiprotons. To illustrate the impact of the antiproton measurements on the parameter space of the model, we have computed the antiproton flux for some sample points and compared those to the flux measured by PAMELA [101]. To compute this flux we have used the semi-analytical two-zone propagation model of [103, 104] with two sets of propagation parameters called MIN and MED, see [54]. For the background we have used the semi-analytical formulas of [102] with a solar modulation of $\phi = 560 \text{ MeV}$, which fit well the measured spectrum of PAMELA.

The first sample point has a DM mass of 4.8 GeV and is dominated by annihilation into $b\bar{b}$ with $\sigma v_{b\bar{b}} = 1.1 \times 10^{-26} \text{ cm}^3/\text{s}$. The resulting antiproton flux is displayed as the blue band in Fig. 6. A large excess is expected at energies below 1 GeV for MED propagation parameters, corresponding to the upper edge of the blue band. With MIN propagation parameters however, the flux exceeds the 1σ range only in the lowest energy bin ($E_{\bar{p}} = 0.28 \text{ GeV}$). We therefore conclude that such sneutrino DM would be compatible with the PAMELA measurements only for a restricted choice of propagation model parameters. Here note that the lowest energy bins are the ones where the background is most affected by solar modulation effects.

The second sample point has lighter DM, $m_{\tilde{\nu}_1} = 2.3 \text{ GeV}$, and annihilation into c-quarks dominates the hadronic channels ($\sigma v_{c\bar{c}} = 1.7 \times 10^{-26} \text{ cm}^3/\text{s}$) although the dominant annihilation channel is into neutrinos. The antiproton flux is therefore expected to be both lower and shifted towards lower energies as compared to the previous case. We find that the antiproton flux again exceeds the measured spectrum by more than 1σ only in the first energy bin. Such a sneutrino DM is therefore not constrained by the antiproton measurements unless one chooses propagation parameters that lead to large fluxes. In this respect note that we can of course get even larger fluxes than those displayed in Fig. 6 using the MAX set of propagation parameters.

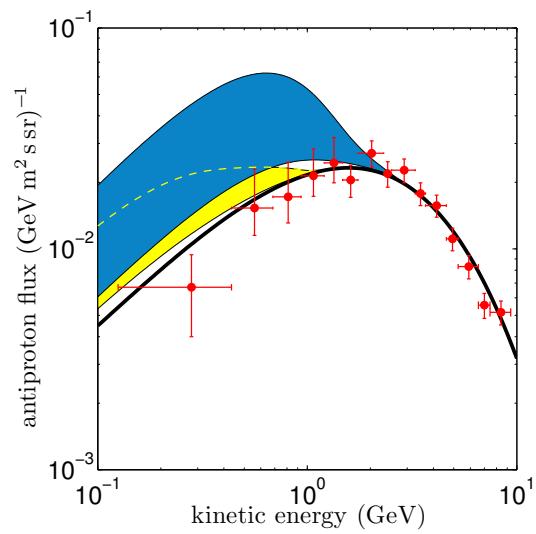


Figure 6. Antiproton flux as a function of the kinetic energy of the antiproton for two representative points as described in the text. The blue (yellow) band corresponds to $m_{\bar{\nu}_1} = 4.8$ (2.3) GeV, with the upper curve corresponding to MED and the lower curve corresponding to MIN propagation parameters. We also display the background only (black line) and the PAMELA data for energies below 10 GeV (red crosses).

4.2 Heavy sneutrino DM

Let us now turn to the case of heavy sneutrinos. We will first discuss the heavy non-democratic (HND) case, where the LSP is the $\tilde{\nu}_{1\tau}$, and then the heavy democratic (HD) case, where all three neutrinos are close in mass and any of them can be the LSP or co-LSP.

The posterior PDFs in 1D for the HND case are shown in Fig. 7. Here, we do not superimpose the distributions with $m_{\tilde{g}} > 750$ or 1000 GeV, because the gluino automatically turns out heavy, with 99% probability above 1 TeV. The $\tilde{\nu}_{1\tau}$ masses now range from 90 to 255 (80 to 375) GeV at 68% (95%) Bayesian credibility. There is also a small region near $m_{\tilde{\nu}_{1\tau}} \approx 60$ GeV, where the sneutrino annihilates through the light Higgs resonance; this region has 3% probability.⁷ See Table 6 in Appendix B for more details. The $\tilde{\nu}_{2\tau}$ mass is typically very heavy, above 1 TeV, and the mixing angle is required to be very small to evade the DD limits, cf. the discussion in Section 3.4.2. Interestingly, the mixing can be almost vanishing; this happens either when $m_{\tilde{\nu}_{1\tau}} \simeq m_{h^0}/2$ so that the annihilation is on resonance, or when co-annihilation channels are important. In the first case, the $A_{\tilde{\nu}}$ term must be very small, otherwise the annihilation cross section would be too large and Ωh^2 too small. Note that the upper limit on the sneutrino LSP mass is determined by the range for the gluino mass used in the scan which in turn sets an upper bound of 500 GeV on the lightest neutralino and hence on the sneutrino LSP.

The light Higgs mass is not much affected by radiative corrections from a heavy sneutrino, so the posterior PDF of m_{h^0} is like in the conventional MSSM. (See the bottom row of Fig. 7 for Higgs-related quantities.) A light Higgs in the 123–127 GeV mass range has 21% probability in this case. As in the MSSM, this mass range requires large mixing, see the distribution for X_t/M_S .⁸ The signal strength in the $gg \rightarrow h \rightarrow \gamma\gamma$ channel relative to SM expectations ($R_{gg\gamma\gamma}$) is also just like in the MSSM [105], with the highest probability being around $R_{gg\gamma\gamma} \approx 0.9$. In this scenario, it is much more difficult to reach larger values of Δa_μ as the sneutrino contribution is never large. We find $\Delta a_\mu \leq 8.6 \times 10^{-10}$ at 95% BC.

In Fig. 8, we show the 2-dimensional posterior PDF of $\sin \theta_{\tilde{\nu}_\tau}$ versus $m_{\tilde{\nu}_{1\tau}}$. As can be seen, the mixing angle is always in the $\sin \theta_{\tilde{\nu}_\tau} \approx 0.01 - 0.05$ region except when $m_{\tilde{\nu}_{1\tau}} \approx m_{h^0}/2$ or for a few scattered points with heavier LSP masses. The latter correspond to cases where the co-annihilation of pairs of NLSPs nearly degenerate with the sneutrino LSP helps to increase the effective annihilation cross section, so that the relic density of the sneutrino is in agreement with WMAP. The NLSP can be either a neutralino or a slepton. For the bulk of the points, however, the minimal value of the mixing increases with the sneutrino mass.

The predictions for the SI cross section are within one order of magnitude of the XENON and CDMS bounds except when $m_{\tilde{\nu}_{1\tau}} \simeq m_{h^0}/2$ and for the scattered point where coannihilation dominates, see the right panel in Fig. 8. Indeed, when the annihilation in the early Universe is enhanced by a resonance effect, the coupling of the LSP to the Higgs has to be small, hence one needs a small mixing angle. This also means that the sneutrino coupling to the Z is small, leading to a small SI cross section.

⁷As mentioned in Section 3.4.1, the sneutrino can also annihilate through the heavy scalar (not the pseudoscalar!) Higgs resonance. We have checked that this process does occur in our chains. However, it turns out that it is statistically insignificant and does not single out any special region of parameter space.

⁸ $X_t = A_t - \mu/\tan \beta$ and $M_S^2 = m_{\tilde{t}_1} m_{\tilde{t}_2}$. In fact the distribution of A_t is the only one that is significantly changed by requiring $m_{h^0} \in [123, 127]$ GeV, see also [105].

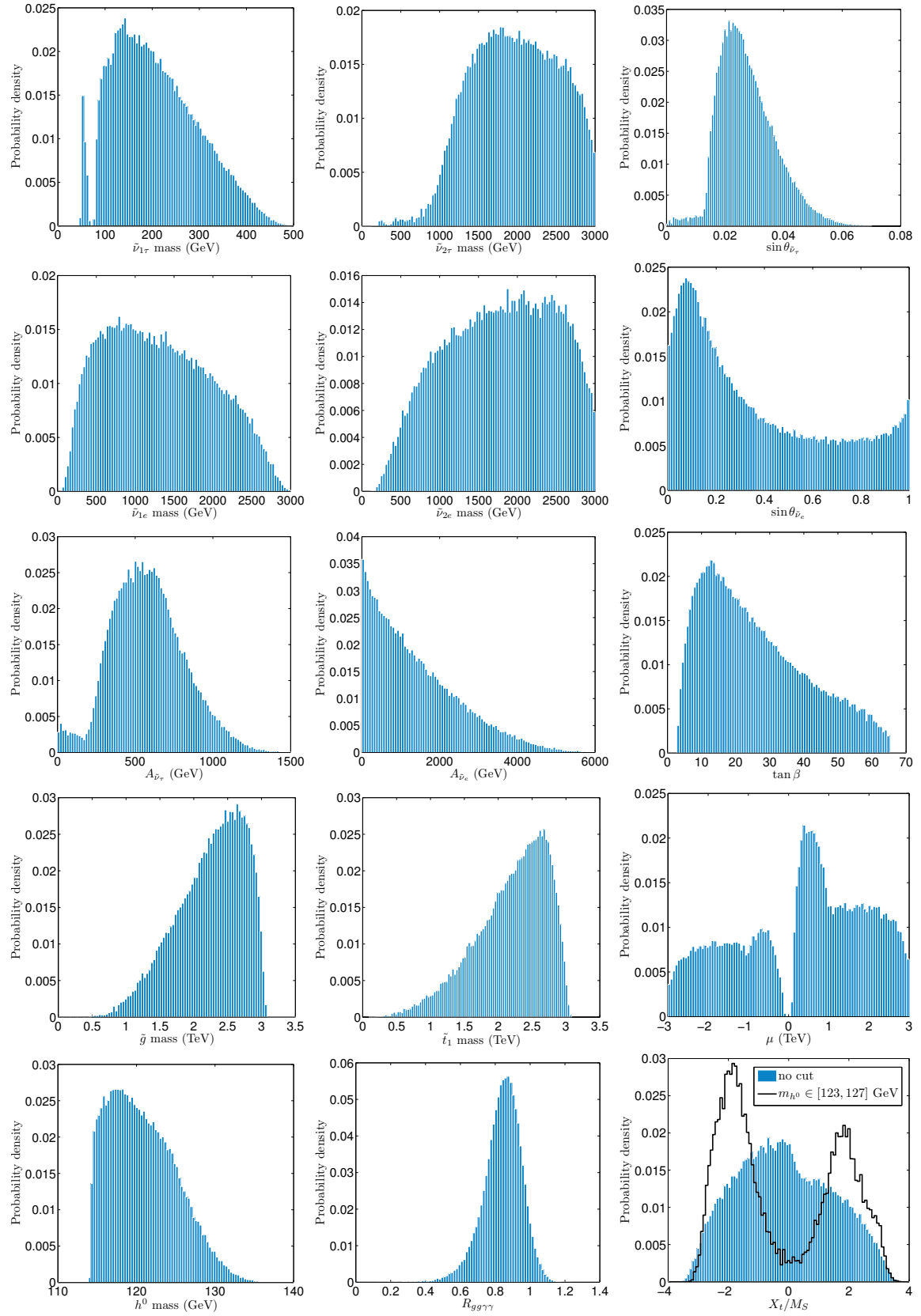


Figure 7. Posterior PDFs in 1D for the heavy non-democratic (HND) sneutrino case.

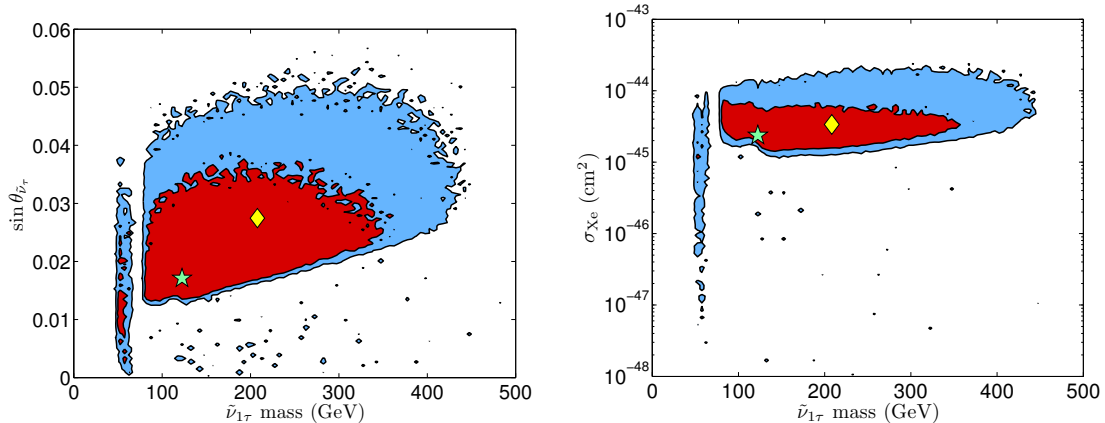


Figure 8. Posterior PDFs in 2D of $\sin\theta_{\bar{\nu}_\tau}$ (left) and σ_{Xe} (right) versus $m_{\bar{\nu}_{1\tau}}$ for the HND case. The red and blue areas are the 68% and 95% BCRs, respectively. The green stars mark the highest posterior, while the yellow diamonds mark the mean of the PDF.

The precise relation between the LSP mass and the Higgs mass has important consequences when we consider annihilation channels in the galaxy. In some cases, such annihilations can be strongly enhanced with respect to their values in the early Universe. This Breit-Wigner enhancement can occur when the annihilation proceeds through a s-channel exchange of a Higgs particle near resonance, the cross section is then sensitive to the thermal kinetic energy: at small velocities, one gets the full resonance enhancement while at $v \approx c$, one only catches the tail of the resonance [106–109]. This occurs when $1 - m_{h^0}^2/4m_{\bar{\nu}_{1\tau}}^2 \ll 1$, thus when the annihilation is primarily into $b\bar{b}$. In the left panel in Fig. 9, a small region at 95% BC has a photon flux above the limit imposed by *Fermi*-LAT. Away from this special kinematical configuration, the annihilation cross section into $b\bar{b}$ is usually two orders of magnitude below the present limit. The dominant annihilation channel is rather into W -boson pairs. Even for this channel, the predictions are at least one order of magnitude below the *Fermi*-LAT limit except when $m_{\bar{\nu}_{1\tau}} \approx 100$ GeV, where the predictions are only a factor 2–3 below the limit. The annihilation into neutrino pairs is always subdominant for heavy sneutrinos, with $\sigma v_{\nu\nu} + \sigma v_{\bar{\nu}\bar{\nu}} < 10^{-30}$ cm³/s.

Note that even after removing the points that are excluded by *Fermi*-LAT in the $b\bar{b}$ channel, the predictions for σ_{Xe} extend to small values. Indeed for these points there is no large enhancement of the annihilation rate in the early Universe, hence no need to have small couplings of the LSP to the Higgs. Therefore the predictions for the SI cross section covers a wide range and is not correlated with $\sigma v_{b\bar{b}}$, see the bottom right plot in Fig. 9.

We have also computed the predictions for the antiproton flux for the heavy sneutrino case. The largest fluxes are expected for DM masses around 100 GeV where the annihilation cross section can reach 3×10^{-26} cm³/s. We found that with the MED propagation parameters the flux is barely above the background and always within the 1σ experimental error bars. Note that a large flux is also expected for the few points that have a large annihilation into $b\bar{b}$, these points are however already excluded by *Fermi*-LAT as discussed above.

The results discussed above for the HND case also hold for the HD sneutrino case. In fact, most of the distributions in the HD case are practically the same as in the HND case. The only differences are observed for the LSP mass, and for the associated $A_{\bar{\nu}}$, see Fig. 10. We note a slightly higher probability of 6% to be on the h^0 pole. Correspondingly, also

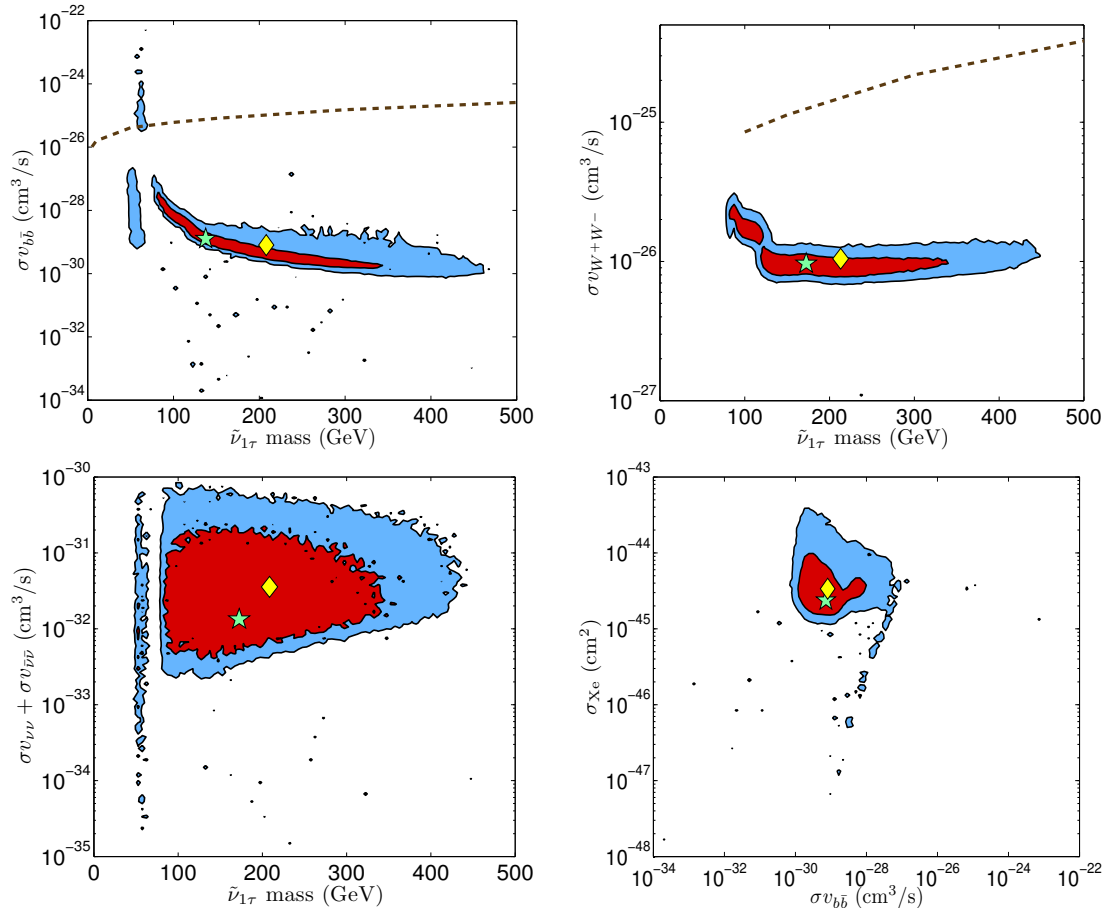


Figure 9. 2D posterior PDFs for the HND case relevant for indirect DM detection; color codes etc. as in Fig 8.

small $A_{\tilde{\nu}}$ and small mixing angles have somewhat higher probability than in the HND case. Regarding the flavor of the LSP, we find that a τ -sneutrino LSP has 55% probability and is thus, as expected, somewhat preferred over e/μ sneutrino co-LSPs (45% probability), see the right-most panel in Fig. 10. The fact that the $\tilde{\nu}_{1e}-\tilde{\nu}_{1\tau}$ mass difference peaks within ± 10 GeV is however just a consequence of our prior assumption for the HD case.

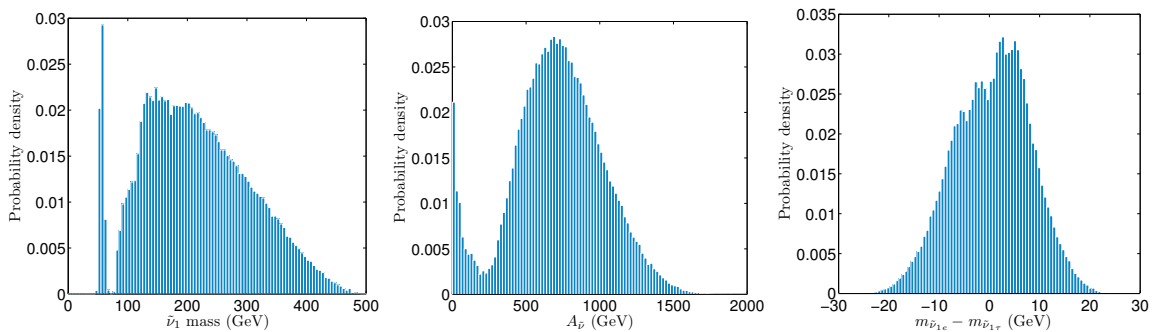


Figure 10. Posterior PDFs in 1D for the heavy democratic (HD) sneutrino case. All other distributions are practically the same as in the HND case.

5 Conclusion

We performed a global MCMC analysis of a sneutrino DM model with Dirac neutrino masses originating from supersymmetry breaking. The main feature of this model is a mainly RH mixed sneutrino as the LSP, which has a large coupling to the Higgs fields through a weak-scale trilinear A term which is not suppressed by small Dirac-neutrino Yukawa couplings. We demonstrated that such a RH sneutrino can be an excellent cold dark matter candidate over a wide range of masses. In particular, it can be consistent with all existing constraints for masses around 3–6 GeV, as well as for masses of about 50–500 GeV (the upper limit coming from the fact that we consider gluino masses only up to 3 TeV).

Direct detection limits in particular from XENON10 heavily constrain the low mass range. The DD cross section however sensitively depends on, e.g., the escape velocity in the light DM case. We therefore took special care to account for uncertainties arising from astrophysical parameters, like v_0 , v_{esc} and the local DM density ρ_{DM} . Moreover, we accounted for uncertainties from the quark contents of the nucleon, relevant for the Higgs exchange contribution to the DD cross section.

Our main results are posterior probability distributions of parameters, masses, and derived observables—in particular the LSP mass and the direct and indirect detection cross sections. Assuming gaugino-mass unification, the recent LHC limits on the gluino mass exclude the very light sneutrino DM region below about 3 GeV, where the DD limits are not efficient. To be precise, requiring $m_{\tilde{g}} > 1$ TeV leads to $2.9 < m_{\tilde{\nu}_1} < 5.6$ GeV at 95% BC. For heavy sneutrinos of the order of 100 GeV, the gluino is always heavy so that the LHC limits have no effect on sneutrino DM.

Regarding the prospects for probing light sneutrino DM, we found that covering the 95% BC region requires about a factor three increase in sensitivity in direct detection for DM masses around 5 GeV, as well as a lower threshold to be able to probe masses below 4 GeV. Similarly, the prospects for indirect detection through photons and antiprotons are promising if the sensitivity of experiments can be extended to lower masses. The crucial test however comes from the LHC: in the light sneutrino DM scenario the Higgs decays dominantly invisibly into sneutrinos. Therefore if the Higgs-like excess around 125 GeV is confirmed, the light sneutrino model is ruled out.

The heavy sneutrino scenario can also be probed by DD experiments, this requires an increase in sensitivity of roughly one order of magnitude over the current limits. Only a small region where the sneutrino has about half the mass of the light Higgs would remain out of reach in this case. Such a scenario should lead to a Higgs signal that is compatible with the SM. Prospects of indirect detection are more challenging for the heavy sneutrino.

Both, light and heavy, sneutrino scenarios offer distinctive LHC SUSY phenomenology. In particular neutralinos (typically $\tilde{\chi}_1^0$ and $\tilde{\chi}_2^0$) appearing in squark and gluino cascades can decay invisibly into the LSP. Indeed the probability for a 90% invisible decay of the lightest (next-to-lightest) neutralino is about 80% (50%) for the light sneutrino scenario, and close to 100% (30–40%) in the heavy sneutrino scenarios, see Table 4. This implies that there can be up to three different invisible sparticles in an event. The dominant decay of charginos (with a branching fraction larger than 0.5) is into a charged lepton and the LSP with roughly 50% probability. The charged lepton is typically a τ for the light and heavy non-democratic scenarios or a e/μ for the heavy democratic scenario. The cascade decays of squarks, $\tilde{q}_R \rightarrow q\tilde{\chi}_1^0 \rightarrow q\tilde{\nu}_1\nu$, $\tilde{q}_L \rightarrow q\tilde{\chi}_2^0 \rightarrow q\tilde{\nu}_1\nu$, $\tilde{q}_L \rightarrow q'\tilde{\chi}_1^+ \rightarrow q'l\tilde{\nu}_1$ therefore give different amount of missing energy as compared to the MSSM. Furthermore the cascade

	light	HND	HD
$\mathcal{B}(\tilde{\chi}_1^0 \rightarrow \text{inv}) > 0.9$	79%	96%	98%
$\mathcal{B}(\tilde{\chi}_2^0 \rightarrow \text{inv}) > 0.9$	53%	29%	42%
$\mathcal{B}(\tilde{\chi}_1^\pm \rightarrow \ell^\pm \tilde{\nu}_{1\ell}) > 0.5$	7%	9%	48%
$\mathcal{B}(\tilde{\chi}_1^\pm \rightarrow \tau^\pm \tilde{\nu}_{1\tau}) > 0.5$	46%	46%	10%

Table 4. Probabilities for neutralino and chargino decays in the light, HND and HD sneutrino DM cases, requiring $m_{\tilde{g}} > 1$ TeV.

decays of gluinos, $\tilde{g} \rightarrow \tilde{\chi}_i^0 jj$ will also give a large contribution to the jets plus missing E_T channel while the decay of gluino pairs via a chargino will give about the same amount of same-sign and opposite-sign lepton pairs. Note that the alternative dominant decay mode of the chargino is $\tilde{\chi}_1^\pm \rightarrow W^\pm \tilde{\chi}_1^0$; in this case the mass of the invisible particle could be much larger than the DM mass. Probabilities for $\tilde{\chi}_1^0$, $\tilde{\chi}_2^0$ and $\tilde{\chi}_1^\pm$ decays in the light, HND and HD scenarios are summarized in Table 4.

Distinctive features of the light sneutrino scenario at the LHC were investigated in [45] and it was shown that distributions such as lepton and jet number as well as same-sign/opposite-sign dilepton rates could give a distinctive signature of a light sneutrino at the LHC. A detailed analysis of the LHC sensitivity in the heavy sneutrino DM model, based on publicly available ATLAS and/or CMS results for different signal topologies, is underway.

Note added: After the completion of this work, ATLAS and CMS announced a $\sim 5\sigma$ discovery consistent with a SM-like Higgs boson around 125–126 GeV [111, 112]. This excludes the light sneutrino scenario discussed in our work, while the heavy sneutrino case remains viable. Moreover, new XENON100 results [113] became available, constraining the heavy sneutrino case for $\sin\theta_{\tilde{\nu}}$ above 0.03. For flat priors, the probability to obey the new 90% CL exclusion limit in the HND case is 62% (54% with logarithmic priors). Our conclusions remain unchanged.

Acknowledgments

We gratefully acknowledge helpful discussions with C. Arina (on MCMCs), J. Cohen-Tanugi (on the *Fermi*-LAT limits), M. Kakizaki (on RGEs) and A. Pukhov (on questions regarding micrOMEGAs). The work of B.D., S.K., and T.S. is partially supported from the European Union FP7 ITN INVISIBLES (Marie Curie Actions, PITN-GA-2011-289442).

A Discussion of $T_{\text{QCD}}/g_{\text{eff}}/h_{\text{eff}}$

In the standard freeze-out picture, Ωh^2 is inversely proportional to the number of effective degrees of freedom, g_{eff} . At the temperature where the QCD confinement occurs, around $T_{\text{QCD}} \approx 300$ MeV, g_{eff} starts to drop and Ωh^2 increases. This is relevant for DM masses below ca. 7 GeV, where the freeze-out temperature $T_f \approx m_{\text{DM}}/20$ is of the order of T_{QCD} .

The uncertainty in the equation of state (actually in the effective degrees of freedom g_{eff} and h_{eff} contributing to the energy and entropy densities of the SM) at temperatures around T_{QCD} induces a non-negligible uncertainty in the calculated Ωh^2 for light DM. In [110], Hindmarsh and Philipsen estimated this uncertainty to be at around the 15% level. They also provided five tables (A, B, B2, B3 and C) describing the evolution of the effective degrees of freedom in the early Universe using different parameters for the equation of state and different values for the temperature at which there is a sharp switch between quarks and gluons, and hadrons and their resonances.

Taking 5000 sample points from our light sneutrino sample we compute Ωh^2 using the five tables of [110] and compare it to the “default” value $\Omega_{\text{def}} h^2$ obtained with the default `micrOMEGAs` table. The result is shown in Fig. 11. We note that the variations in the computed Ωh^2 (relative to the default value of `micrOMEGAs`) can be as large as 20%. The main upward fluctuation is due to table A, which corresponds to a case where hadrons are ignored in the confined phase.

We do not take this into account as additional uncertainty in our analysis, as a somewhat larger uncertainty in Ωh^2 for DM masses below about 5 GeV would not sensitively impact our results. However, we note that the situation is unsatisfactory and would merit further study.

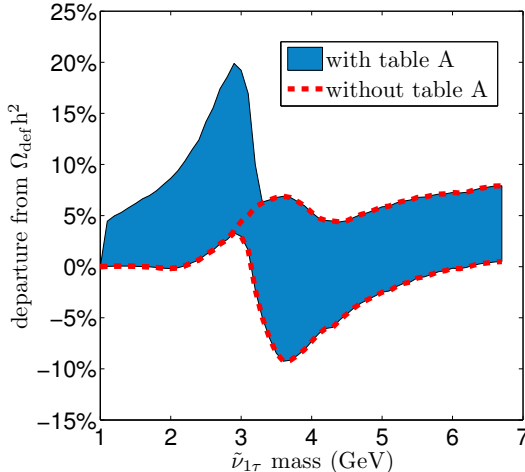


Figure 11. Maximum variations of Ωh^2 for light sneutrinos, due to different evolution of the effective degrees of freedom from the tables of [110] as compared to the default table in `micrOMEGAs`. Unlike the other tables, Table A ignores hadrons in the confined phase.

B Tables: Bayesian credible intervals for parameters and observables

We provide in Tables 5, 6 and 7 the 68% and 95% BCIs (Bayesian credible intervals), which we define as highest posterior density intervals, for several parameters and observables, in the case of light, HND (heavy non-democratic) and HD (heavy democratic) sneutrinos. For each case, we also provide information on the “best fit point” (the point with highest likelihood in the MCMC sampling), and a so-called “quasi-mean point” which is close to the mean of our parameters. Due to correlations between parameters in order to respect the constraints, as well as asymmetric and multimodal distributions, the mean point itself is very unlikely. Thus we pick in our samples the closest point to the mean with a good likelihood as an example of a typical point. The SLHA files for these points are available as supplementary material on the [arXiv](#).

	68% BCI	95% BCI	best fit point	quasi-mean point
$m_{\tilde{\nu}_{1\tau}}$ (GeV)	[3.4, 4.9]	[2.9, 5.6]	3.0	4.4
$m_{\tilde{\nu}_{2\tau}}$ (GeV)	[480, 1080]	[420, 2250]	660	480
$\sin \theta_{\tilde{\nu}_\tau}$	[0.20, 0.39]	[0.07, 0.40]	0.35	0.38
$A_{\tilde{\nu}_\tau}$ (GeV)	[480, 1240]	[360, 2450]	818	463
$m_{\tilde{\nu}_{1e}}$ (GeV)	[16.7, 41.0]	[8.0, 44.5]	30.3	31.2
$m_{\tilde{\nu}_{2e}}$ (GeV)	[60, 870]	[60, 2400]	514	313
$\sin \theta_{\tilde{\nu}_e}$	[0, 0.15]	[0, 0.34]	0.01	0.10
$A_{\tilde{\nu}_e}$ (GeV)	[0, 300]	[0, 1050]	18	55
$\tan \beta$	[7.0, 30.8]	[4.2, 52.0]	46.8	25.7
μ (GeV)	[-240, -120] \cup [60, 1800]	[-2000, -60] \cup [60, 2950]	334	485
A_t (GeV)	[-7100, -2700] \cup [3400, 5900]	[-7900, -1100] \cup [1200, 7700]	-4404	-319
M_A (GeV)	[1400, 2900]	[670, 3000]	892	1877
m_{h^0} (GeV)	[114, 119]	[114, 126]	114.4	115.4
$m_{\tilde{g}}$ (GeV)	[1000, 2200]	[1000, 2800]	1117	1021
$m_{\tilde{t}_1}$ (GeV)	[2050, 2800]	[1450, 2950]	2677	2298
$m_{\tilde{e}_R}$ (GeV)	[90, 870]	[90, 2300]	520	321
$m_{\tilde{\tau}_1}$ (GeV)	[400, 1050]	[300, 2300]	600	427
$m_{\tilde{\chi}_1^0}$ (GeV)	[125, 320]	[100, 440]	142	132
$m_{\tilde{\chi}_2^0}$ (GeV)	[120, 550]	[110, 850]	274	275
$m_{\tilde{\chi}_1^\pm}$ (GeV)	[110, 550]	[96, 850]	273	275
Ωh^2	[0.10, 0.13]	[0.09, 0.14]	0.11	0.12
$\sigma_{\text{Xe}} \times 10^{40}$ (cm ²)	[2, 3] \cup [6, 18]	[1, 23]	19	4
$\mathcal{B}(b \rightarrow s\gamma) \times 10^4$	[3.2, 3.6]	[3.0, 3.8]	3.5	3.4
$\mathcal{B}(B_s \rightarrow \mu^+ \mu^-) \times 10^9$	[2.9, 3.3]	[2.5, 4.5]	3.9	3.0
$\Delta a_\mu \times 10^{10}$	[-3, 18]	[-6, 36]	25	20

Table 5. 68% and 95% BCIs and values of two example points for various parameters and observables in the light sneutrino case with $m_{\tilde{g}} > 1$ TeV.

	68% BCI	95% BCI	best fit point	quasi-mean point
$m_{\tilde{\nu}_{1\tau}}$ (GeV)	[53, 56] \cup [90, 255]	[49, 63] \cup [80, 375]	188	193
$m_{\tilde{\nu}_{2\tau}}$ (GeV)	[1400, 2600]	[1100, 3000]	1813	1919
$\sin \theta_{\tilde{\nu}_\tau}$	[0.016, 0.033]	[0.013, 0.049]	0.028	0.026
$A_{\tilde{\nu}_\tau}$ (GeV)	[300, 750]	[200, 1100]	516	547
$m_{\tilde{\nu}_{1e}}$ (GeV)	[350, 1800]	[200, 2500]	1116	863
$m_{\tilde{\nu}_{2e}}$ (GeV)	[1300, 2700]	[600, 2950]	1262	1325
$\sin \theta_{\tilde{\nu}_e}$	[0, 0.43] \cup [0.96, 1]	[0, 0.65] \cup [0.78, 1]	0.09	0.35
$A_{\tilde{\nu}_e}$ (GeV)	[0, 1750]	[0, 3600]	180	1900
$\tan \beta$	[5.7, 33.0]	[2.9, 54.0]	63.1	37.2
μ (GeV)	[-800, -420] \cup [180, 2900]	[-2620, -300] \cup [180, 3000]	361	512
A_t (GeV)	[-4200, 3000]	[-6700, 6200]	2005	-216
M_A (GeV)	[1350, 2850]	[700, 3000]	2706	588
m_{h^0} (GeV)	[115, 123]	[114, 129]	123.6	119.1
$m_{\tilde{g}}$ (GeV)	[2000, 2950]	[1350, 3050]	1417	1863
$m_{\tilde{t}_1}$ (GeV)	[1950, 2900]	[1150, 3000]	1623	2475
$m_{\tilde{e}_R}$ (GeV)	[1100, 2650]	[500, 2900]	1264	1280
$m_{\tilde{\tau}_1}$ (GeV)	[1400, 2600]	[1050, 2950]	1803	1911
$m_{\tilde{\chi}_1^0}$ (GeV)	[280, 480]	[170, 500]	201	270
$m_{\tilde{\chi}_2^0}$ (GeV)	[500, 950]	[250, 1000]	341	488
$m_{\tilde{\chi}_1^+}$ (GeV)	[500, 950]	[250, 1000]	339	487
Ωh^2	[0.10, 0.12]	[0.09, 0.13]	0.11	0.11
$\sigma_{\text{Xe}} \times 10^{45}$ (cm ²)	[2, 5]	[1, 20]	3	3
$\mathcal{B}(b \rightarrow s\gamma) \times 10^4$	[3.2, 3.5]	[3.0, 3.8]	3.7	3.8
$\mathcal{B}(B_s \rightarrow \mu^+\mu^-) \times 10^9$	[2.9, 3.3]	[2.4, 4.7]	2.4	2.3
$\Delta a_\mu \times 10^{10}$	[-1.3, 2.3]	[-3.7, 8.6]	9.4	4.5

Table 6. 68% and 95% BCIs and values of two example points for various parameters and observables in the heavy non-democratic sneutrino case.

	68% BCI	95% BCI	best fit point	quasi-mean point
$m_{\tilde{\nu}_{1\tau}}$ (GeV)	[51, 61] \cup [115, 280]	[51, 66] \cup [85, 385]	63	230
$m_{\tilde{\nu}_{2\tau}}$ (GeV)	[1600, 2700]	[450, 500] \cup [1000, 3000]	430	1703
$\sin \theta_{\tilde{\nu}_\tau}$	[0.020, 0.038]	[0.014, 0.054]	0.014	0.022
$A_{\tilde{\nu}_\tau}$ (GeV)	[0, 20] \cup [450, 1000]	[0, 100] \cup [300, 1300]	15	363
$m_{\tilde{\nu}_{1e}}$ (GeV)	[51, 61] \cup [115, 280]	[51, 66] \cup [85, 385]	62	239
$m_{\tilde{\nu}_{2e}}$ (GeV)	[1600, 2700]	[450, 500] \cup [1000, 3000]	420	1747
$\sin \theta_{\tilde{\nu}_e}$	[0.020, 0.038]	[0.014, 0.054]	0.015	0.020
$A_{\tilde{\nu}_e}$ (GeV)	[0, 20] \cup [450, 1000]	[0, 100] \cup [300, 1300]	15	353
$\tan \beta$	[4.9, 32.2]	[3.5, 55.0]	50.9	17.6
μ (GeV)	[-1800, -1400] \cup [-800, -550] \cup [180, 2800]	[-2800, -350] \cup [100, 2900]	151	244
A_t (GeV)	[-3800, 3200]	[-6700, 6100]	-4878	-218
M_A (GeV)	[1400, 2900]	[650, 3000]	1082	1010
m_{h^0} (GeV)	[116, 124]	[114, 129]	127.6	115.4
$m_{\tilde{g}}$ (GeV)	[2000, 2950]	[1350, 3050]	2294	2352
$m_{\tilde{t}_1}$ (GeV)	[1900, 2900]	[1150, 3000]	2742	1332
$m_{\tilde{e}_R}$ (GeV)	[1600, 2700]	[1000, 3000]	427	1748
$m_{\tilde{\tau}_1}$ (GeV)	[1600, 2700]	[1000, 3000]	421	1702
$m_{\tilde{\chi}_1^0}$ (GeV)	[300, 485]	[170, 500]	145	236
$m_{\tilde{\chi}_2^0}$ (GeV)	[500, 1000]	[250, 1050]	160	252
$m_{\tilde{\chi}_1^+}$ (GeV)	[500, 1000]	[250, 1050]	153	245
Ωh^2	[0.10, 0.12]	[0.09, 0.14]	0.11	0.11
$\sigma_{\text{Xe}} \times 10^{45}$ (cm ²)	[3, 10]	[0.5, 40]	1.1	1.0
$\mathcal{B}(b \rightarrow s\gamma) \times 10^4$	[3.2, 3.5]	[3.0, 3.8]	3.4	3.3
$\mathcal{B}(B_s \rightarrow \mu^+\mu^-) \times 10^9$	[2.9, 3.3]	[2.4, 4.8]	3.0	3.0
$\Delta a_\mu \times 10^{10}$	[-1.0, 1.4]	[-3.1, 4.7]	2.4	1.2

Table 7. 68% and 95% BCIs and values of two example points for various parameters and observables in the heavy democratic sneutrino case.

C Logarithmic priors for the sneutrino parameters

An alternative to the uniform prior is to use a logarithmic prior, in which all orders of magnitude are equally likely. In fact, one may argue that the log prior is the least informative, i.e. the more objective, prior associated with a dimensional quantity. This can be obtained from the Jeffreys prior based on Fisher information [114].

To probe the impact of the log priors on our sampling, we again run 8 chains with 10^6 iterations each, in the light sneutrino and in the heavy non-democratic sneutrino case, but assuming logarithmic priors on the sneutrino mass parameters $m_{\tilde{\nu}_i}$. For all the other parameters, including the mixing angle $\sin\theta_{\tilde{\nu}_i}$, we assume an uniform prior as before. We stress that the sneutrino A -terms, $A_{\tilde{\nu}_i}$, are derived from the sneutrino masses (see eq. (2.6)) and are thus sensitive to the change of prior.

In Fig. 12, we show the 2-dimensional posterior PDFs of $\sin\theta_{\tilde{\nu}_\tau}$ versus $m_{\tilde{\nu}_{1\tau}}$ and of σ_{X_e} versus $m_{\tilde{\nu}_{1\tau}}$ in the light case. As expected, light sneutrino masses are favored, and as a consequence larger mixing angles are favored (because of $m_{\tilde{\nu}_{2\tau}}$ being lighter on average, which implies a smaller $A_{\tilde{\nu}_\tau}$). With the post-LHC gluino mass limit, however, the PDFs for log prior and uniform prior are quite similar, cf. Figs. 2 and 3.

Figure 13 is the same as Fig. 12 but for the HND case. The main change as compared to the uniform prior case, see Fig. 8, is again the preference for lighter sneutrino masses, roughly $m_{\tilde{\nu}_{1\tau}} \lesssim 250$ GeV instead of $m_{\tilde{\nu}_{1\tau}} \lesssim 375$ GeV at 95% BC. Furthermore, the light Higgs resonance region has a probability of 33% in the log prior case, as compared to 3% in the case of uniform prior.

We note the extension of the 95% BCR to low mixing angles and scattering cross sections around 100 GeV: it results from co-annihilation, mainly with the NLSP sneutrinos (also being lighter due to the log prior), but also with a light neutralino or stau. The constraint on the gluino mass from the LHC remains largely irrelevant in the HND case: $p(m_{\tilde{g}} > 1 \text{ TeV}) = 94\%$ instead of 99% with uniform priors.

In summary, imposing log priors in the sneutrino sector does not lead to dramatic changes, however it highlights the light Higgs resonance region and the various co-annihilation possibilities in the heavy non-democratic case. These specific cases could lead to a sizable

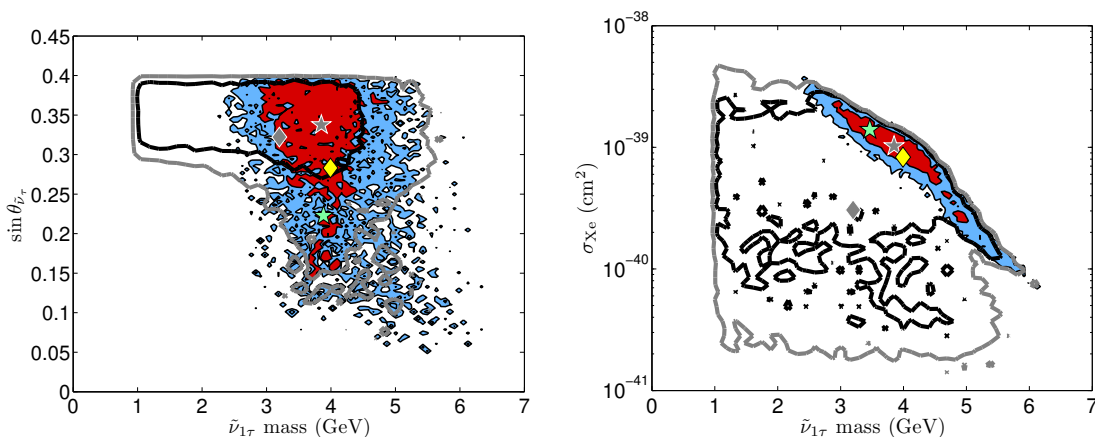


Figure 12. Posterior PDFs in 2D of $\sin\theta_{\tilde{\nu}_\tau}$ (left) and σ_{X_e} (right) versus $m_{\tilde{\nu}_{1\tau}}$ for the LD case using logarithmic priors. The red and blue areas are the 68% and 95% BCRs, respectively. The green stars mark the highest posterior, while the yellow diamonds mark the mean of the PDF.

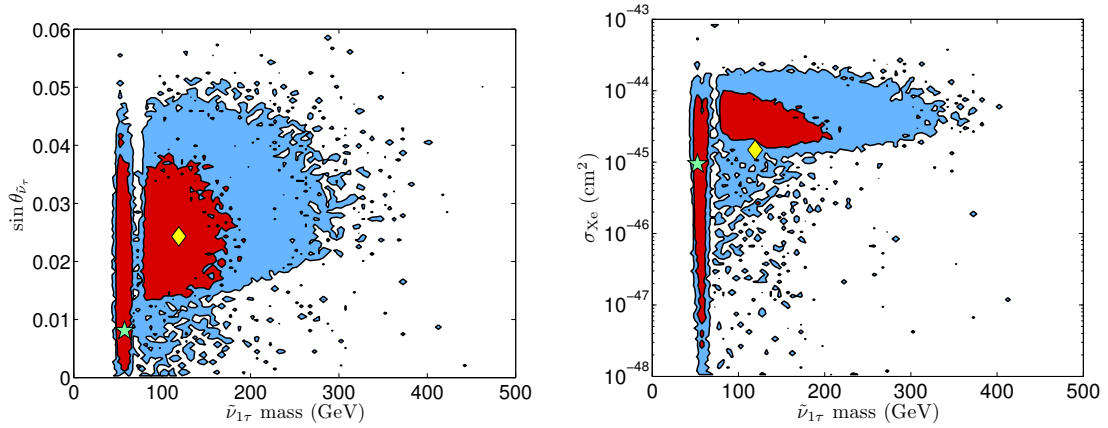


Figure 13. Posterior PDFs in 2D of $\sin \theta_{\bar{\nu}_\tau}$ (left) and σ_{Xe} (right) versus $m_{\bar{\nu}_\tau}$ for the HND case using logarithmic priors. The red and blue areas are the 68% and 95% BCRs, respectively. The green stars mark the highest posterior, while the yellow diamonds mark the mean of the PDF.

decrease of the scattering and annihilation cross sections thus making it difficult to test the model with future direct and indirect detection experiments.

References

- [1] G. Jungman, M. Kamionkowski, and K. Griest, *Supersymmetric dark matter*, *Phys.Rept.* **267** (1996) 195–373, [[hep-ph/9506380](#)].
- [2] G. Bertone, D. Hooper, and J. Silk, *Particle dark matter: Evidence, candidates and constraints*, *Phys.Rept.* **405** (2005) 279–390, [[hep-ph/0404175](#)].
- [3] G. Bertone and (ed.), *Particle dark matter: Observations, models and searches*. Cambridge University Press, 2010.
- [4] G. F. Giudice, *Theories for the Fermi scale*, *J.Phys.Conf.Ser.* **110** (2008) 012014, [[arXiv:0710.3294](#)].
- [5] G. Bhattacharyya, *A Pedagogical Review of Electroweak Symmetry Breaking Scenarios*, *Rept.Prog.Phys.* **74** (2011) 026201, [[arXiv:0910.5095](#)].
- [6] C. Grojean, *New theories for the Fermi scale*, *PoS EPS-HEP2009* (2009) 008, [[arXiv:0910.4976](#)].
- [7] S. M. Bilenky and S. Petcov, *Massive Neutrinos and Neutrino Oscillations*, *Rev.Mod.Phys.* **59** (1987) 671.
- [8] R. Mohapatra, S. Antusch, K. Babu, G. Barenboim, M.-C. Chen, et al., *Theory of neutrinos: A White paper*, *Rept.Prog.Phys.* **70** (2007) 1757–1867, [[hep-ph/0510213](#)].
- [9] M. Gonzalez-Garcia and M. Maltoni, *Phenomenology with Massive Neutrinos*, *Phys.Rept.* **460** (2008) 1–129, [[arXiv:0704.1800](#)].
- [10] S. P. Martin, *A Supersymmetry primer*, [hep-ph/9709356](#).
- [11] M. Drees, R. Godbole, and P. Roy, *Theory and phenomenology of sparticles: An account of four-dimensional N=1 supersymmetry in high energy physics*. World Scientific, 2004.
- [12] H. Baer and X. Tata, *Weak scale supersymmetry: From superfields to scattering events*. Cambridge University Press, 2006.

- [13] P. Binetruy, *Supersymmetry: Theory, experiment and cosmology*. Cambridge University Press, 2006.
- [14] N. Arkani-Hamed, L. J. Hall, H. Murayama, D. Tucker-Smith, and N. Weiner, *Small neutrino masses from supersymmetry breaking*, *Phys. Rev.* **D64** (2001) 115011, [[hep-ph/0006312](#)].
- [15] F. Borzumati and Y. Nomura, *Low scale seesaw mechanisms for light neutrinos*, *Phys.Rev.* **D64** (2001) 053005, [[hep-ph/0007018](#)].
- [16] L. J. Hall, T. Moroi, and H. Murayama, *Sneutrino cold dark matter with lepton-number violation*, *Phys. Lett.* **B424** (1998) 305–312, [[hep-ph/9712515](#)].
- [17] S. Kolb, M. Hirsch, H. V. Klapdor-Kleingrothaus, and O. Panella, *Collider signatures of sneutrino cold dark matter*, *Phys. Lett.* **B478** (2000) 262–268, [[hep-ph/9910542](#)].
- [18] T. Asaka, K. Ishiwata, and T. Moroi, *Right-handed sneutrino as cold dark matter*, *Phys. Rev.* **D73** (2006) 051301, [[hep-ph/0512118](#)].
- [19] T. Asaka, K. Ishiwata, and T. Moroi, *Right-handed sneutrino as cold dark matter of the universe*, *Phys. Rev.* **D75** (2007) 065001, [[hep-ph/0612211](#)].
- [20] H.-S. Lee, K. T. Matchev, and S. Nasri, *Revival of the thermal sneutrino dark matter*, *Phys. Rev.* **D76** (2007) 041302, [[hep-ph/0702223](#)].
- [21] C. Arina, *Sneutrino cold dark matter in extended MSSM models*, [arXiv:0805.1991](#).
- [22] C. Arina, F. Bazzocchi, N. Fornengo, J. C. Romao, and J. W. F. Valle, *Minimal supergravity sneutrino dark matter and inverse seesaw neutrino masses*, *Phys. Rev. Lett.* **101** (2008) 161802, [[arXiv:0806.3225](#)].
- [23] D. G. Cerdeno, C. Munoz, and O. Seto, *Right-handed sneutrino as thermal dark matter*, *Phys. Rev.* **D79** (2009) 023510, [[arXiv:0807.3029](#)].
- [24] F. Deppisch and A. Pilaftsis, *Thermal Right-Handed Sneutrino Dark Matter in the $F(D)$ -Term Model of Hybrid Inflation*, *JHEP* **0810** (2008) 080, [[arXiv:0808.0490](#)].
- [25] R. Allahverdi, B. Dutta, K. Richardson-McDaniel, and Y. Santoso, *Sneutrino Dark Matter and the Observed Anomalies in Cosmic Rays*, *Phys. Lett.* **B677** (2009) 172–178, [[arXiv:0902.3463](#)].
- [26] D. G. Cerdeno and O. Seto, *Right-handed sneutrino dark matter in the NMSSM*, *JCAP* **0908** (2009) 032, [[arXiv:0903.4677](#)].
- [27] D. A. Demir, L. L. Everett, M. Frank, L. Selbuz, and I. Turan, *Sneutrino Dark Matter: Symmetry Protection and Cosmic Ray Anomalies*, *Phys. Rev.* **D81** (2010) 035019, [[arXiv:0906.3540](#)].
- [28] R. Allahverdi, S. Bornhauser, B. Dutta, and K. Richardson-McDaniel, *Prospects for Indirect Detection of Sneutrino Dark Matter with IceCube*, *Phys. Rev.* **D80** (2009) 055026, [[arXiv:0907.1486](#)].
- [29] D. G. Cerdeno, *Thermal right-handed sneutrino dark matter in the NMSSM*, *AIP Conf. Proc.* **1178** (2009) 16–22.
- [30] R. Allahverdi, *Sneutrino dark matter in light of PAMELA*, [arXiv:0909.5643](#).
- [31] A. Kumar, D. Tucker-Smith, and N. Weiner, *Neutrino Mass, Sneutrino Dark Matter and Signals of Lepton Flavor Violation in the MRSSM*, [arXiv:0910.2475](#).
- [32] J. March-Russell, C. McCabe, and M. McCullough, *Neutrino-Flavoured Sneutrino Dark Matter*, *JHEP* **03** (2010) 108, [[arXiv:0911.4489](#)].
- [33] K. Ishiwata, M. Kawasaki, K. Kohri, and T. Moroi, *Right-handed sneutrino dark matter and big-bang nucleosynthesis*, *Phys.Lett.* **B689** (2010) 163–168, [[arXiv:0912.0781](#)].

- [34] S. Khalil, H. Okada, and T. Toma, *Right-handed Sneutrino Dark Matter in Supersymmetric B-L Model*, *JHEP* **1107** (2011) 026, [[arXiv:1102.4249](#)].
- [35] Z. Kang, J. Li, T. Li, T. Liu, and J. Yang, *Asymmetric Sneutrino Dark Matter in the NMSSM with Minimal Inverse Seesaw*, [arXiv:1102.5644](#).
- [36] P. Bandyopadhyay, E. J. Chun, and J.-C. Park, *Right-handed sneutrino dark matter in $U(1)'$ seesaw models and its signatures at the LHC*, *JHEP* **1106** (2011) 129, [[arXiv:1105.1652](#)].
- [37] D. G. Cerdeno, J.-H. Huh, M. Peiro, and O. Seto, *Very light right-handed sneutrino dark matter in the NMSSM*, *JCAP* **1111** (2011) 027, [[arXiv:1108.0978](#)].
- [38] H. An, P. B. Dev, Y. Cai, and R. Mohapatra, *Sneutrino Dark Matter in Gauged Inverse Seesaw Models for Neutrinos*, *Phys.Rev.Lett.* **108** (2012) 081806, [[arXiv:1110.1366](#)].
- [39] G. Belanger, J. Da Silva, and A. Pukhov, *The Right-handed sneutrino as thermal dark matter in $U(1)$ extensions of the MSSM*, *JCAP* **1112** (2011) 014, [[arXiv:1110.2414](#)].
- [40] G. Belanger, M. Kakizaki, S. Kraml, E. Park, and A. Pukhov, *Light mixed sneutrinos as thermal dark matter*, *JCAP* **1011** (2010) 017, [[arXiv:1008.0580](#)].
- [41] C. Arina and N. Fornengo, *Sneutrino cold dark matter, a new analysis: Relic abundance and detection rates*, *JHEP* **0711** (2007) 029, [[arXiv:0709.4477](#)].
- [42] K.-Y. Choi and O. Seto, *A Dirac right-handed sneutrino dark matter and its signature in the gamma-ray lines*, [arXiv:1205.3276](#).
- [43] D. Hooper, J. March-Russell and S. M. West, *Asymmetric sneutrino dark matter and the $\Omega(b) / \Omega(DM)$ puzzle*, *Phys. Lett. B* **605** (2005) 228, [[hep-ph/0410114](#)].
- [44] Z. Thomas, D. Tucker-Smith, and N. Weiner, *Mixed Sneutrinos, Dark Matter and the CERN LHC*, *Phys.Rev.* **D77** (2008) 115015, [[arXiv:0712.4146](#)].
- [45] G. Belanger, S. Kraml, and A. Lessa, *Light Sneutrino Dark Matter at the LHC*, *JHEP* **1107** (2011) 083, [[arXiv:1105.4878](#)].
- [46] **WMAP** Collaboration, E. Komatsu et al., *Seven-Year Wilkinson Microwave Anisotropy Probe (WMAP) Observations: Cosmological Interpretation*, *Astrophys.J.Suppl.* **192** (2011) 18, [[arXiv:1001.4538](#)].
- [47] **DAMA** Collaboration, R. Bernabei et al., *First results from DAMA/LIBRA and the combined results with DAMA/NaI*, *Eur. Phys. J.* **C56** (2008) 333–355, [[arXiv:0804.2741](#)].
- [48] **CoGeNT** Collaboration, C. E. Aalseth et al., *Results from a Search for Light-Mass Dark Matter with a P- type Point Contact Germanium Detector*, [arXiv:1002.4703](#).
- [49] B. Allanach and C. Lester, *Multi-dimensional $mSUGRA$ likelihood maps*, *Phys.Rev.* **D73** (2006) 015013, [[hep-ph/0507283](#)].
- [50] R. Trotta, *Bayes in the sky: Bayesian inference and model selection in cosmology*, *Contemp.Phys.* **49** (2008) 71–104, [[arXiv:0803.4089](#)].
- [51] G. Belanger, F. Boudjema, A. Pukhov, and R. Singh, *Constraining the MSSM with universal gaugino masses and implication for searches at the LHC*, *JHEP* **0911** (2009) 026, [[arXiv:0906.5048](#)].
- [52] A. Gelman and D. Rubin, *Inference from iterative simulation using multiple sequences*, *Statistical Science* **7** (1992) 457–511.
- [53] G. Belanger, F. Boudjema, A. Pukhov, and A. Semenov, *Dark matter direct detection rate in a generic model with micrOMEGAs 2.2*, *Comput.Phys.Commun.* **180** (2009) 747–767, [[arXiv:0803.2360](#)].

- [54] G. Belanger, F. Boudjema, P. Brun, A. Pukhov, S. Rosier-Lees, et al., *Indirect search for dark matter with micrOMEGAs2.4*, *Comput.Phys.Commun.* **182** (2011) 842–856, [[arXiv:1004.1092](#)].
- [55] A. Djouadi, J.-L. Kneur, and G. Moultaka, *SuSpect: A Fortran code for the supersymmetric and Higgs particle spectrum in the MSSM*, *Comput.Phys.Commun.* **176** (2007) 426–455, [[hep-ph/0211331](#)].
- [56] A. Djouadi, J. Kalinowski, and M. Spira, *HDECAY: A Program for Higgs boson decays in the standard model and its supersymmetric extension*, *Comput.Phys.Commun.* **108** (1998) 56–74, [[hep-ph/9704448](#)].
- [57] P. Bechtle, O. Brein, S. Heinemeyer, G. Weiglein, and K. E. Williams, *HiggsBounds: Confronting Arbitrary Higgs Sectors with Exclusion Bounds from LEP and the Tevatron*, *Comput.Phys.Commun.* **181** (2010) 138–167, [[arXiv:0811.4169](#)]. The code is available via: <http://projects.hepforge.org/higgsbounds/>.
- [58] P. Bechtle, O. Brein, S. Heinemeyer, G. Weiglein, and K. E. Williams, *HiggsBounds 2.0.0: Confronting Neutral and Charged Higgs Sector Predictions with Exclusion Bounds from LEP and the Tevatron*, *Comput.Phys.Commun.* **182** (2011) 2605–2631, [[arXiv:1102.1898](#)].
- [59] C. McCabe, *The Astrophysical Uncertainties Of Dark Matter Direct Detection Experiments*, *Phys.Rev.* **D82** (2010) 023530, [[arXiv:1005.0579](#)].
- [60] R. Catena and P. Ullio, *A novel determination of the local dark matter density*, *JCAP* **1008** (2010) 004, [[arXiv:0907.0018](#)].
- [61] R. Catena and P. Ullio, *The local dark matter phase-space density and impact on WIMP direct detection*, [arXiv:1111.3556](#).
- [62] J. Bovy and S. Tremaine, *On the local dark matter density*, [arXiv:1205.4033](#).
- [63] A. Thomas, P. Shanahan, and R. Young, *Strangeness in the nucleon: what have we learned?*, [arXiv:1202.6407](#).
- [64] H. Leutwyler, *The Ratios of the light quark masses*, *Phys.Lett.* **B378** (1996) 313–318, [[hep-ph/9602366](#)].
- [65] M. Weber and W. de Boer, *Determination of the Local Dark Matter Density in our Galaxy*, *Astron.Astrophys.* **509** (2010) A25, [[arXiv:0910.4272](#)].
- [66] P. Salucci, F. Nesti, G. Gentile, and C. Martins, *The dark matter density at the Sun’s location*, *Astron.Astrophys.* **523** (2010) A83, [[arXiv:1003.3101](#)].
- [67] A. Ghez, S. Salim, N. Weinberg, J. Lu, T. Do, et al., *Measuring Distance and Properties of the Milky Way’s Central Supermassive Black Hole with Stellar Orbits*, *Astrophys.J.* **689** (2008) 1044–1062, [[arXiv:0808.2870](#)].
- [68] S. Gillessen, F. Eisenhauer, S. Trippe, T. Alexander, R. Genzel, et al., *Monitoring stellar orbits around the Massive Black Hole in the Galactic Center*, *Astrophys.J.* **692** (2009) 1075–1109, [[arXiv:0810.4674](#)].
- [69] S. E. Koposov, H.-W. Rix, and D. W. Hogg, *Constraining the Milky Way potential with a 6-D phase-space map of the GD-1 stellar stream*, *Astrophys.J.* **712** (2010) 260–273, [[arXiv:0907.1085](#)].
- [70] P. J. McMillan and J. J. Binney, *The uncertainty in Galactic parameters*, [arXiv:0907.4685](#).
- [71] M. C. Smith, G. Ruchti, A. Helmi, R. Wyse, J. Fulbright, et al., *The RAVE Survey: Constraining the Local Galactic Escape Speed*, *Mon.Not.Roy.Astron.Soc.* **379** (2007) 755–772, [[astro-ph/0611671](#)].

- [72] **CDF and D0 Collaborations**, The Tevatron Electroweak Working Group, *Combination of CDF and D0 Results on the Mass of the Top Quark Using Up to 5.6 fb^{-1} of Data*, [arXiv:1007.3178](#).
- [73] **Particle Data Group**, K. Nakamura et al., *Review of particle physics*, *J.Phys.G* **G37** (2010) 075021.
- [74] **XENON10 Collaboration**, J. Angle et al., *A search for light dark matter in XENON10 data*, *Phys.Rev.Lett.* **107** (2011) 051301, [[arXiv:1104.3088](#)].
- [75] **XENON100 Collaboration**, E. Aprile et al., *Dark Matter Results from 100 Live Days of XENON100 Data*, *Phys.Rev.Lett.* **107** (2011) 131302, [[arXiv:1104.2549](#)].
- [76] **CDMS-II Collaboration**, Z. Ahmed et al., *Results from a Low-Energy Analysis of the CDMS II Germanium Data*, *Phys.Rev.Lett.* **106** (2011) 131302, [[arXiv:1011.2482](#)].
- [77] C. Aalseth, P. Barbeau, J. Colaresi, J. Collar, J. Diaz Leon, et al., *Search for an Annual Modulation in a P-type Point Contact Germanium Dark Matter Detector*, *Phys.Rev.Lett.* **107** (2011) 141301, [[arXiv:1106.0650](#)].
- [78] **ALEPH, DELPHI, L3, and OPAL, Electroweak Group, and SLD Heavy Flavour Group** Collaboration, CERN, *A combination of preliminary electroweak measurements and constraints on the standard model*, Tech. Rep. CERN-EP-2000-016 and CERN-L3-200, CERN, Jan, 2000. Preprint not submitted to publication.
- [79] **LEPSUSYWG, ALEPH, DELPHI, L3 and OPAL** experiments, notes LEPSUSYWG/02-04.1 and LEPSUSYWG/01-03.1.
- [80] **LEPSUSYWG, ALEPH, DELPHI, L3 and OPAL** experiments, note LEPSUSYWG/04-01.1.
- [81] **ATLAS Collaboration**, G. Aad et al., *Search for squarks and gluinos using final states with jets and missing transverse momentum with the ATLAS detector in $\sqrt{s} = 7 \text{ TeV}$ proton-proton collisions*, [arXiv:1109.6572](#).
- [82] **CMS Collaboration**, CERN, *Search for supersymmetry with the razor variables at CMS*, Tech. Rep. CMS-PAS-SUS-11-008, CERN, 2011.
- [83] **Heavy Flavor Averaging Group**, D. Asner et al., *Averages of b-hadron, c-hadron, and τ -lepton Properties*, [arXiv:1010.1589](#).
- [84] M. Misiak, H. Asatrian, K. Bieri, M. Czakon, A. Czarnecki, et al., *Estimate of $BR(\bar{B} \rightarrow X_s \gamma)$ at $O(\alpha_s^2)$* , *Phys.Rev.Lett.* **98** (2007) 022002, [[hep-ph/0609232](#)].
- [85] **CMS and LHCb Collaborations**, CERN, *Search for the rare decay $B_s^0 \rightarrow \mu^+ \mu^-$ at the LHC with the CMS and LHCb experiments*, Tech. Rep. LHCb-ANA-2011-039 (CMS-PAS-BPH-11-019, LHCb-CONF-2011-047 and CERN-LHCb-CONF-2011-047), CERN, Aug, 2011.
- [86] A. Akeroyd, F. Mahmoudi, and D. Santos, *The decay $B_s \rightarrow \mu^+ \mu^-$: updated SUSY constraints and prospects*, *JHEP* **1112** (2011) 088, [[arXiv:1108.3018](#)].
- [87] K. Hagiwara, R. Liao, A. D. Martin, D. Nomura, and T. Teubner, *$(g-2)_\mu$ and $\alpha(M_Z^2)$ re-evaluated using new precise data*, *J.Phys.G* **G38** (2011) 085003, [[arXiv:1105.3149](#)].
- [88] **Muon g-2 Collaboration**, G. Bennett et al., *Final Report of the Muon E821 Anomalous Magnetic Moment Measurement at BNL*, *Phys.Rev.* **D73** (2006) 072003, [[hep-ex/0602035](#)].
- [89] D. Stockinger, *The Muon Magnetic Moment and Supersymmetry*, *J.Phys.G* **G34** (2007) R45–R92, [[hep-ph/0609168](#)].
- [90] J. Kopp, T. Schwetz, and J. Zupan, *Light Dark Matter in the light of CRESST-II*, *JCAP* **1203** (2012) 001, [[arXiv:1110.2721](#)].

- [91] T. Schwetz and J. Zupan, *Dark Matter attempts for CoGeNT and DAMA*, *JCAP* **1108** (2011) 008, [[arXiv:1106.6241](#)].
- [92] J. Herrero-Garcia, T. Schwetz, and J. Zupan, *Astrophysics independent bounds on the annual modulation of dark matter signals*, [arXiv:1205.0134](#).
- [93] **CDMS** Collaboration, Z. Ahmed et al., *Search for annual modulation in low-energy CDMS-II data*, [arXiv:1203.1309](#).
- [94] S. Yellin, *Finding an upper limit in the presence of unknown background*, *Phys. Rev.* **D66** (2002) 032005, [[physics/0203002](#)].
- [95] G. Bertone et al., *Global fits of the cMSSM including the first LHC and XENON100 data*, *JCAP* **1201** (2012) 015, [[arXiv:1107.1715](#)].
- [96] **CMS** Collaboration, CERN, *Search for Neutral Higgs Bosons Decaying to Tau Pairs in pp Collisions at $\sqrt{s} = 7$ TeV*, Tech. Rep. CMS-PAS-HIG-11-009, CERN, Jul, 2011.
- [97] **LHCb** Collaboration, R. Aaij et al., *Strong constraints on the rare decays $B_s \rightarrow \mu^+ \mu^-$ and $B^0 \rightarrow \mu^+ \mu^-$* , [arXiv:1203.4493](#).
- [98] M. Davier, A. Hoecker, B. Malaescu, and Z. Zhang, *Reevaluation of the Hadronic Contributions to the Muon $g-2$ and to $\alpha(MZ)$* , *Eur.Phys.J.* **C71** (2011) 1515, [[arXiv:1010.4180](#)].
- [99] **Fermi-LAT** Collaboration, M. Ackermann et al., *Constraining Dark Matter Models from a Combined Analysis of Milky Way Satellites with the Fermi Large Area Telescope*, *Phys.Rev.Lett.* **107** (2011) 241302, [[arXiv:1108.3546](#)].
- [100] J. F. Navarro, C. S. Frenk, and S. D. White, *A Universal density profile from hierarchical clustering*, *Astrophys.J.* **490** (1997) 493–508, [[astro-ph/9611107](#)].
- [101] **PAMELA** Collaboration, O. Adriani et al., *PAMELA results on the cosmic-ray antiproton flux from 60 MeV to 180 GeV in kinetic energy*, *Phys.Rev.Lett.* **105** (2010) 121101, [[arXiv:1007.0821](#)].
- [102] D. Maurin, R. Taillet, and C. Combet, *Approximate formulae for exotic GCR anti-protons and anti-deuterons: Fluxes and astrophysical uncertainties*, *Phys.Rev.D* (2006) [[astro-ph/0609522](#)].
- [103] D. Maurin, F. Donato, R. Taillet, and P. Salati, *Cosmic rays below $z=30$ in a diffusion model: new constraints on propagation parameters*, *Astrophys.J.* **555** (2001) 585–596, [[astro-ph/0101231](#)].
- [104] F. Donato, D. Maurin, P. Salati, A. Barrau, G. Boudoul, et al., *Anti-protons from spallations of cosmic rays on interstellar matter*, *Astrophys.J.* **563** (2001) 172–184, [[astro-ph/0103150](#)].
- [105] G. Brooijmans, B. Gripcios, F. Moortgat, J. Santiago, P. Skands, et al., *Les Houches 2011: Physics at TeV Colliders New Physics Working Group Report*, [arXiv:1203.1488](#). See the section ‘Bayesian analysis of the pMSSM’ on pages 103–104.
- [106] D. Feldman, Z. Liu, and P. Nath, *PAMELA Positron Excess as a Signal from the Hidden Sector*, *Phys.Rev.* **D79** (2009) 063509, [[arXiv:0810.5762](#)].
- [107] M. Ibe, H. Murayama, and T. Yanagida, *Breit-Wigner Enhancement of Dark Matter Annihilation*, *Phys.Rev.* **D79** (2009) 095009, [[arXiv:0812.0072](#)].
- [108] X.-J. Bi, X.-G. He, and Q. Yuan, *Parameters in a class of leptophilic models from PAMELA, ATIC and FERMI*, *Phys.Lett.* **B678** (2009) 168–173, [[arXiv:0903.0122](#)].
- [109] D. Albornoz Vasquez, G. Belanger, and C. Boehm, *Astrophysical limits on light NMSSM neutralinos*, *Phys.Rev.* **D84** (2011) 095008, [[arXiv:1107.1614](#)].
- [110] M. Hindmarsh and O. Philipsen, *WIMP dark matter and the QCD equation of state*, *Phys.Rev.* **D71** (2005) 087302, [[hep-ph/0501232](#)]. Additional information, in particular the

tables for the effective degrees of freedom, are available at <http://www.phys.susx.ac.uk/arXiv/hep-ph/0501232/>.

- [111] **ATLAS** Collaboration, G. Aad et al., *Observation of a new particle in the search for the Standard Model Higgs boson with the ATLAS detector at the LHC*, [arXiv:1207.7214](#).
- [112] **CMS** Collaboration, S. Chatrchyan et al., *Observation of a new boson at a mass of 125 GeV with the CMS experiment at the LHC*, [arXiv:1207.7235](#).
- [113] **XENON100** Collaboration, E. Aprile et al., *Dark Matter Results from 225 Live Days of XENON100 Data*, [[arXiv:1207.5988](#)].
- [114] H. Jeffreys. An invariant form for the prior probability in estimation problems. In *Proc. Royal Society London*, volume Series A 186, pages 453–461, 1946.