

Are large two-dimensional clusters of perimeter-minimizing bubbles of equal-area hexagonal or circular?

S.J. Cox

Institute of Mathematics and Physics, Aberystwyth University, SY23 3BZ, UK

F. Morgan

Department of Mathematics and Statistics, Williams College,
Williamstown, MA 01267, USA

F. Graner

Institut Curie, 26 rue d'Ulm, 75248 Paris Cedex 05, France,
and

Matière et Systèmes Complexes, Université Paris Diderot, CNRS UMR 7057,
10 rue Alice Domon et Léonie Duquet, 75205 Paris Cedex 13, France

June 2012

Abstract

A computer study of clusters of up to 200,000 equal-area bubbles shows for the first time that rounding conjectured optimal hexagonal planar soap bubble clusters reduces perimeter.

1 Introduction

A single two-dimensional soap bubble minimizes its perimeter at fixed area (Weaire and Hutzler, 1999). When two bubbles meet, they can reduce the total (internal + external) perimeter of this nascent cluster by sharing an edge. The least perimeter way to fill the plane with bubbles of equal-area is to tile it with regular hexagons (Hales, 2001). Thus we expect that the least perimeter arrangement of a finite cluster of N bubbles will consist of hexagons close to the centre, with any non-hexagonal bubbles (defects) close to the periphery. Cox and Graner (2003) conjectured, on the basis of computer experiments on “perfect” clusters with N a hexagonal number (of the form $3i^2 + 3i + 1$) and a few other cases, that the shape of the periphery itself should also be hexagonal. Morgan (2008, Figure 13.1.4), on the other hand, recognised that rounding the periphery of the cluster should reduce the total perimeter at large N . Here, we explore the competition between keeping the hexagonal shape of as many bubbles as possible, and reducing the total periphery of the cluster by making it circular.

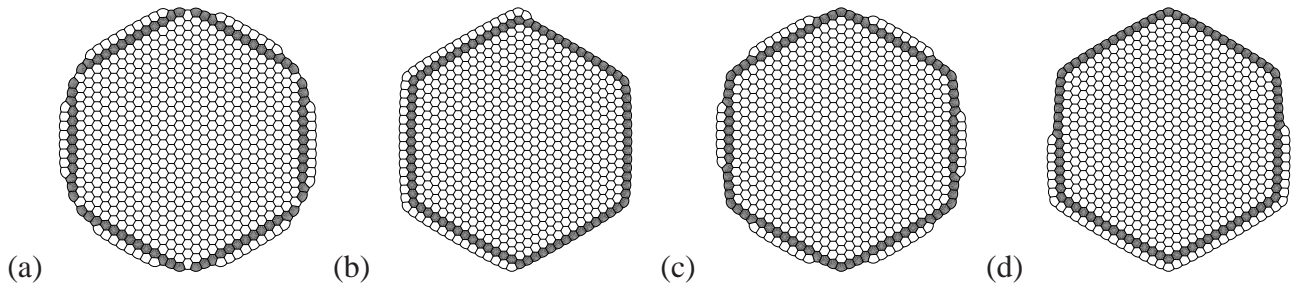


Figure 1: Different equal-area clusters of $N = 677$ bubbles, with the penultimate shell of bubbles shaded. (a) Circular $P_{circ} = 2112.097$. The hybrid cluster is the same for this N . (b) Spiral hexagonal $P_{hexs} = 2112.168$. (c) Corner hexagonal $P_{hexc} = 2112.455$. (d) Topdown hexagonal $P_{hext} = 2112.049$. For this N , the topdown hexagonal cluster is best.

2 Methods

We consider circular cluster, hexagonal clusters and hybrid clusters (defined below) of N bubbles. Here we investigate N up to 1000 and N a hexagonal number less than 11,000. That is, we construct a cluster with hexagons in the bulk and the periphery of the required shape in Surface Evolver (Brakke, 1992), set all bubble areas to be equal (to $A_0 = 3\sqrt{3}/2$, so that edge lengths are close to unity) and seek a local minimum of the perimeter E , as described by Cox and Graner (2003). In practice, we start from a hexagonal cluster (e.g. with $N = 1027$) and eliminate one bubble at a time, using one of the protocols described below and illustrated in figure 1:

Circular cluster: The bubble whose centre (defined as the average of the positions of its vertices) is farthest from the centre of the cluster (defined in the same way) is eliminated.

Hexagonal cluster: We take *hexagonal* to mean that all shells of hexagons except the outer one must be complete. We consider three processes of elimination:

(i) *spiral* hexagonal clusters, in which the outer shell is eroded sequentially in an anticlockwise manner starting from the lowest point;

(ii) *corner* hexagonal clusters, in which the corners of the outer shell are first removed and the erosion proceeds from all of the six corners.

(iii) *topdown* hexagonal clusters, in which the highest bubble in the outer shell is removed.

Hybrid cluster: To create a cluster that is intermediate between a circular cluster and a hexagonal cluster, improving upon the method given by Cox and Graner (2003), we start from a perfect hexagonal cluster (with N a hexagonal number) and remove the bubbles farthest from the centre of the cluster. This process stops when we reach another hexagonal number. (A related procedure, which makes a dodecagonal cluster by removing bubbles farthest from the centre of the cluster parallel to a line joining it to each of the six apices of the hexagonal cluster, gave similar results but with slightly greater perimeters than this one.)

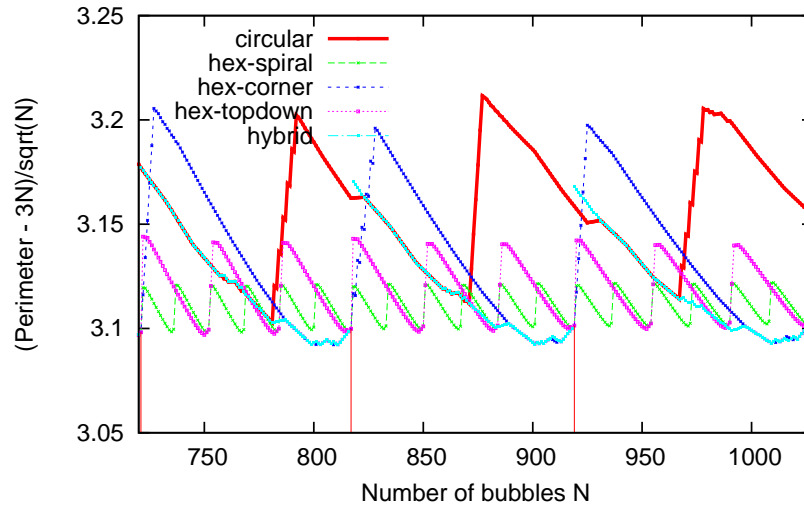


Figure 2: Reduced perimeters for $721 \leq N \leq 1027$. The hexagonal numbers are marked with vertical lines.

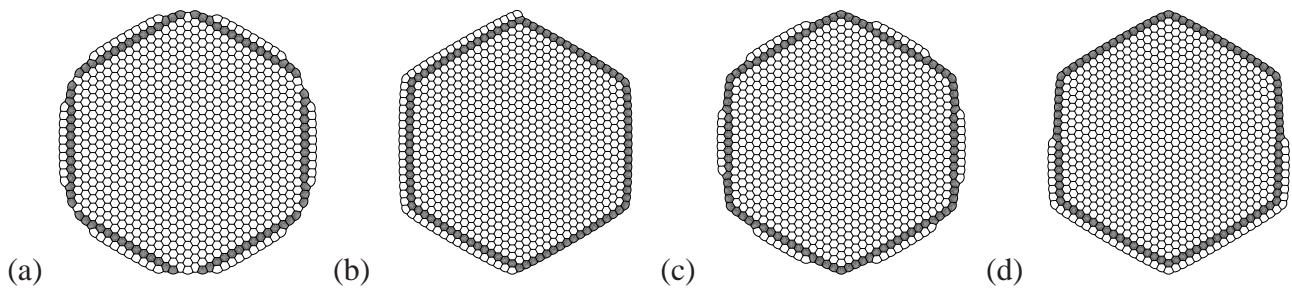


Figure 3: Different clusters of $N = 868$ bubbles, in the same order as in figure 1, with the penultimate shell of bubbles shaded. Circular and hybrid clusters are the same. For this N , the circular (or hybrid) cluster is best.

3 Results

3.1 Comparison of methods for $N < 1000$

The perimeters increase approximately as $P \sim 3N + k\sqrt{N}$, with $k \approx 3.1$ (Cox et al., 2003). Note that for each value of N they are all close (figure 1). So in figure 2 we instead use what we call the *reduced* perimeter, $\hat{P} = (P - 3N)/\sqrt{N}$. This quantity fluctuates in a saw-tooth fashion as N varies, but within rather narrow limits.

The best proven general bounds on the reduced perimeter (Heppes and Morgan, 2005) are

$$\sqrt{\pi A_0} - 1.5 < \hat{P} < \pi + \frac{3}{\sqrt{N}}, \quad (1)$$

where the first expression is approximately 1.36. Different asymptotic estimates of about 3 are given by Cox et al. (2003) and Heppes and Morgan (2005).

The reduced perimeter shows the greatest fluctuation as N increases, with sharp upward jumps that occur roughly midway between hexagonal numbers and then a slower decay. So we should only expect that circular clusters might have the lowest perimeter far from hexagonal numbers, e.g. for $N = 868$ which is midway between the hexagonal numbers 817 and 919 (figure 3).

The spiral hexagonal clusters shows six cycles in \hat{P} between hexagonal numbers, making this the cluster shape that is most likely to be best, since it shows the smallest deviations from a line joining the perimeters of the perfect hexagonal clusters. In fact, it appears to be best about a third of the time.

The topdown hexagonal clusters show three cycles between hexagonal numbers, and turn out to be better than a spiral hexagonal cluster for half the time. This shape becomes expensive when there is a half-row of hexagons along one side of the cluster, an observation that also applies to the corner hexagonal clusters. In this case, removing a small number of bubbles from all six corners of the outer shell of a hexagonal cluster is good for N slightly below a hexagonal number, but this method becomes more expensive as the number removed increases because of the number of partial lines of hexagons in the outer shell. The reduced perimeter is similar to the circular case, in that it shows just one cycle between hexagonal numbers, but here the upward jump occurs for N just above a hexagonal number.

A hybrid cluster is very similar to a circular cluster for N less than about 200, and to a corner hexagonal cluster (figure 4) for N just below a hexagonal number. The difference is that after removing a few bubbles from each apex of the hexagonal cluster, the hybrid procedure allows us to remove a bubble from the next shell in. For N far from a hexagonal number this method is heavily penalised: it is close to a circular cluster, and the optimal cluster is (topdown) hexagonal. As N increases towards a hexagonal number, there is a short interval in which a hybrid cluster can become marginally *better* than a hexagonal cluster, before the perimeter is again equal to the value in the corner hexagonal case.

This pattern is more difficult to see at low N , as shown in figure 5, since circular, corner hexagonal, and hybrid clusters are often identical. This data agrees with the candidate structures for $N = 50$ (topdown hexagonal) and $N = 200$ (topdown or spiral hexagonal, which are equivalent here) given by Cox and Graner (2003). For $N = 100$ it suggests a new candidate, adding a further defect to the periphery of the structure conjectured previously but reducing the perimeter from 330.880 to 330.801 (also topdown hexagonal); the result is shown in figure 7(a).

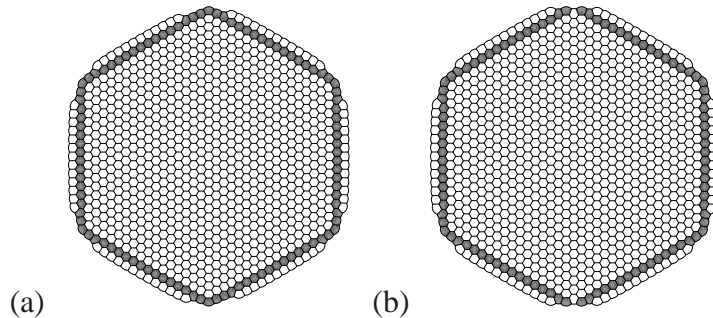


Figure 4: Different clusters of $N = 995$ bubbles, showing that for N not far below a hexagonal number, the corner hexagonal and hybrid clusters are very similar, and that the hybrid cluster sometimes has slightly lower perimeter. (a) $P_{hexc} = 3082.891$. (b) $P_{hyb} = 3082.799$.

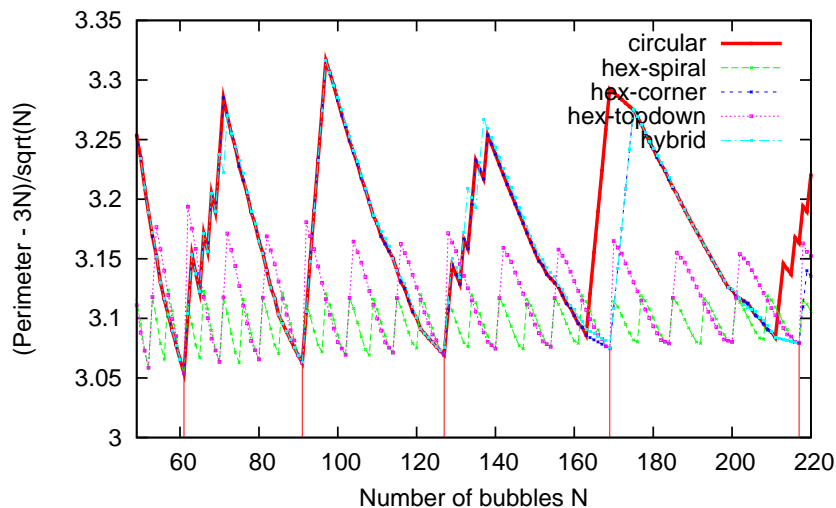


Figure 5: Reduced perimeters for $50 \leq N \leq 217$. The hexagonal numbers are marked with vertical lines.

3.2 Influence of asymmetry

There is also a small discrepancy in the data, visible in figure 2, that turns out to be significant. For N just below a hexagonal number, the corner hexagonal clusters and the hybrid cluster are slightly different, although the methods described above should give exactly the same answer. The discrepancy is due to the way in which bubbles are removed in a corner hexagonal cluster: perhaps because of the definition of cluster “centre”, not all apices are treated equally. Figure 6 shows three different clusters of $N = 1015$ bubbles, which is twelve less than the hexagonal number 1027. Instead of removing two bubbles from each corner, we instead remove 3 from two corners, and 1 from two corners. This asymmetric cluster turns out to have lower perimeter!

In particular, this allows us to suggest a new candidate configuration for the optimal cluster of $N = 1000$ bubbles, shown in figure 7(b), which is an asymmetric corner hexagonal cluster.

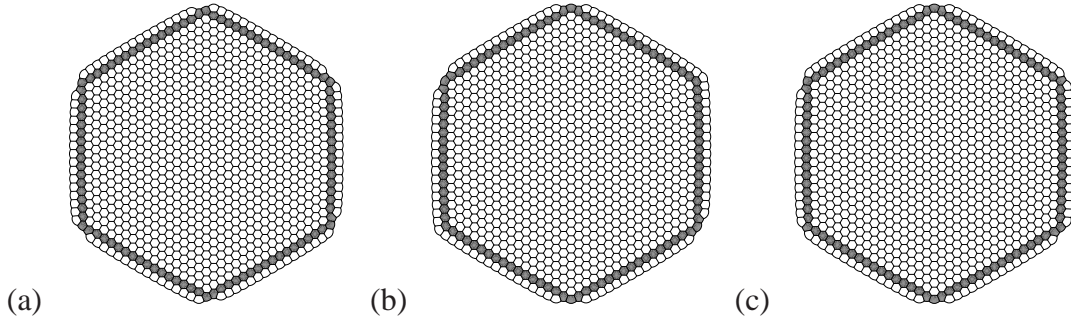


Figure 6: Three clusters of $N = 1015$ bubbles, showing that removing 12 bubbles to make a corner hexagonal cluster leads to a lower perimeter if done asymmetrically. (a) Removing two bubbles from each vertex yields perimeter $P = 3143.700$. (b) Removing three bubbles from each of four vertices yields perimeter $P = 3143.643$. (c) Removing three bubbles from a pair of vertices, two from another pair, and one from the third pair yields the lowest perimeter $P = 3143.613$.

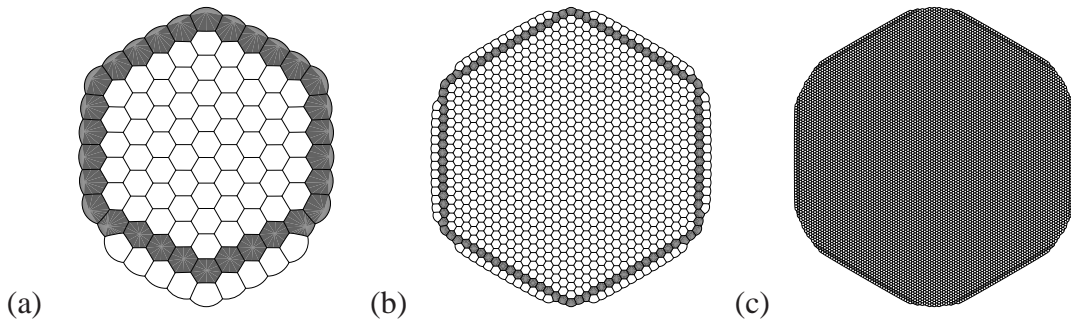


Figure 7: New candidate minimal clusters (a) $N = 100$ bubbles with perimeter $P_{hexc} = 330.801$. (b) $N = 1000$ bubbles with perimeter $P_{hexc} = 3098.003$. (c) $N = 10,000$ bubbles with perimeter $P_{hyb} = 30310.532$.

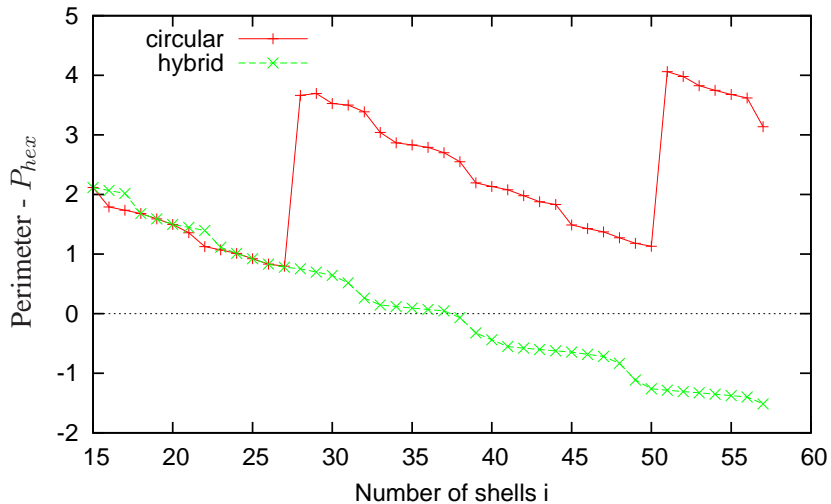


Figure 8: Difference between the perimeter of a circular cluster or a part-circular cluster and a perfect hexagonal cluster for N of the form $3i^2 + 3i + 1$, where i is the number of shells of hexagons in the perfect cluster. For $i \geq 38$, corresponding to $N \geq 4447$ bubbles, the part-circular cluster has lower perimeter, while a circular cluster never beats a hexagonal cluster.

3.3 When N is a large hexagonal number

$N = 1,000$ is too small for any rounding of the corners of a hexagonal cluster to reduce its total perimeter. We consider $N = 10,000$, and find that a hybrid cluster constructed by removing bubbles from the hexagonal cluster of $N = 10,267$ *does* beat all possible hexagonal candidates described here: this candidate for $N = 10,000$ has $P_{hyb} = 30310.532$ compared to the best hexagonal case (topdown hexagonal) with $P_{hex} = 30312.589$.

This suggests that, for sufficiently large N , even for a hexagonal number the pure hexagonal cluster may not be best, as Morgan conjectures. We therefore use the hybrid method to reduce each hexagonal cluster until N reaches the next hexagonal number, and compare the perimeter with the perfect hexagonal one. Figure 8 shows that for $N \geq 4447$ the hybrid cluster becomes better than the hexagonal cluster for a hexagonal number N , and the resulting best perimeters are recorded in Table 1.

Why does the crossover occur at $N = 4447$? As N increases, the hybrid method leaves a higher proportion of peripheral bubbles from the hexagonal cluster from which it was constructed (and therefore more bubbles are removed from inner shells). That is, for N greater than about 3500 the proportion of bubbles in the outer layer of the hybrid cluster that were in the outer shell of the hexagonal cluster exceeds 0.5. For larger N , the cluster becomes more “dodecahedral” than circular, and this appears to reduce the perimeter.

3.3.1 Extending the hybrid method

Recall that we can use the hybrid method described in §2 to eliminate bubbles from a hexagonal cluster to arrive at a slightly rounded cluster with a number of bubbles that is the next lowest hexagonal number of the form $3i^2 + 3i + 1$. For sufficiently large N this procedure may be

N	P	N	P	N	P
721	2246.190	2791	8537.503	6211	18878.290
817	2539.604	2977	9100.929	6487	19711.685
919	2851.019	3169	9682.356	6769	20563.080
1027	3180.435	3367	10281.783	7057	21432.396
1141	3527.852	3571	10899.211	7351	22319.550
1261	3893.271	3781	11534.639	7651	23224.833
1387	4276.691	3997	12188.067	7957	24148.243
1519	4678.112	4219	12859.496	8269	25089.652
1657	5097.533	4447	13548.857	8587	26049.062
1801	5534.955	4681	14256.032	8911	27026.473
1951	5990.378	4921	14981.347	9241	28021.883
2107	6463.802	5167	15724.660	9577	29035.292
2269	6955.226	5419	16486.067	9919	30066.610
2437	7464.651	5677	17265.473		
2611	7992.077	5941	18062.882		

Table 1: Perimeter of candidate clusters to the least perimeter arrangement of N bubbles of area $3\sqrt{3}/2$ for N a hexagonal number between 721 and 9919.

repeated, to arrive at a more rounded cluster for the next lowest hexagonal number. In the limit, we reach the circular case.

To illustrate this, we choose the value $N = 170,647$ ($i = 238$) to compare the effect of starting the hybrid procedure from different hexagonal clusters. For this N , the hexagonal cluster has $P_{hex} = 513,236.338$ and a circular cluster has greater perimeter, $P_{circ} = 513,240.830$. A hybrid cluster created from $N = 172,081$ in the usual way has even lower perimeter, $P_{hyb} = 513,226.522$, but starting from $N = 176,419$ and removing the furthest 5772 bubbles from the centre gives a cluster with an even lower perimeter, $P_{hyb2} = 513,224.982$. This result is shown in figure 9, suggesting that the global minimum is found when the procedure starts from a hexagonal cluster that is two shells larger than required (so the minimum in the number of layers removed presumably increases very slowly with N). Note that the difference in perimeter is a small fraction of the total. Note also that for such large clusters, the energy minimisation (gradient descent) in Surface Evolver takes around 3 days for each cluster.

4 Conclusion

For N less than about one thousand, the sequence of optimal observed clusters, increasing from one hexagonal number to the next, is corner hexagonal, spiral hexagonal, corner hexagonal, spiral hexagonal, possibly hybrid or circular, then topdown hexagonal, hybrid and back to corner hexagonal. For larger N , the optimal cluster is less likely to be hexagonal in shape, even for N a hexagonal number, and we find that for $N \geq 4447$ the perfect hexagonal cluster is no longer best even for a hexagonal number of bubbles.

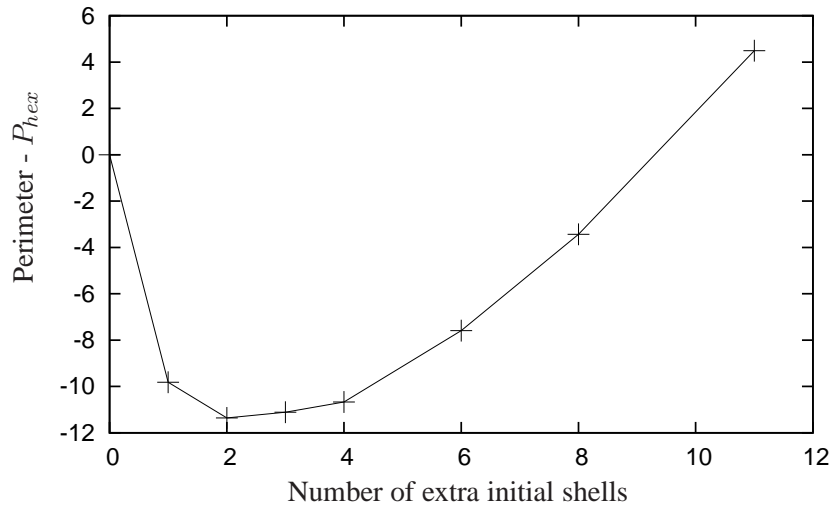


Figure 9: Perimeter, expressed as the difference from the hexagonal cluster, of different clusters of $N = 170,647$ bubbles created with a generalized hybrid procedure. The curve saturates to the right, since the circular limit is reached here.

It is clear that for each N , there are still many possible small changes to each sort of cluster that could be tried in seeking a better minimum. One possibility is to extend our definition of hexagonal to allow more than one layer of bubbles to be shaved off any one of the six sides of the cluster. Another is to exploit the apparent improvement with the introduction of a little asymmetry, as illustrated in figure 6.

It also remains to determine if the limiting behavior of a perimeter-minimizing cluster of N equal-area bubbles as N approaches infinity is circular.

Acknowledgements

SJC and FM acknowledge the support of the ICMS during the workshop “Isoperimetric problems, space-filling, and soap bubble geometry”. We thank K. Brakke for developing and distributing the Surface Evolver, and SJC thanks EPSRC (EP/D071127/1) for funding.

References

- K. Brakke. The Surface Evolver. *Exp. Math.*, **1**:141–165, 1992.
- S.J. Cox and F. Graner. Large two-dimensional clusters of equal-area bubbles. *Phil. Mag.*, **83**: 2573–2584, 2003.
- S.J. Cox, F. Graner, M.F. Vaz, C. Monnereau-Pittet, and N. Pittet. Minimal perimeter for N identical bubbles in two dimensions: calculations and simulations. *Phil. Mag.*, **83**:1393–1406, 2003.
- T.C. Hales. The honeycomb conjecture. *Discrete Comput. Geom.*, **25**:1–22, 2001.

- A. Heppes and F. Morgan. Planar Clusters and Perimeter Bounds. *Phil. Mag.*, **85**:1333–1345, 2005.
- F. Morgan. *Geometric Measure Theory: A Beginner's Guide*. Academic Press, San Diego, 4th edition, 2008.
- D. Weaire and S. Hutzler. *The Physics of Foams*. Clarendon Press, Oxford, 1999.