

# New Ways to Determine Low-Energy Constants with Wilson Fermions

P.H. Damgaard

*Niels Bohr International Academy and Discovery Center, Niels Bohr Institute,  
University of Copenhagen, Blegdamsvej 17, DK-2100, Copenhagen Ø, Denmark*

U.M. Heller

*American Physical Society, One Research Road, Ridge, NY 11961, USA*

K. Splittorff

*Discovery Center, Niels Bohr Institute, University of Copenhagen,  
Blegdamsvej 17, DK-2100, Copenhagen Ø, Denmark*

(Dated: November 10, 2018)

We show how the leading physical and Wilson low-energy constants associated with Wilson fermions in lattice gauge theory can be determined individually by using spectral information of the Wilson Dirac operator with fixed index at finite volume. The methods are demonstrated in simulations with leading-order improved Wilson fermions. In addition to the expected suppression of the leading term in Wilson chiral perturbation theory we observe a substantial reduction also of the higher-order Wilson low-energy constants.

## I. INTRODUCTION

One of the challenges facing lattice gauge theory simulations near the chiral limit is how to disentangle ultra-violet lattice artifacts from chiral behavior. As simulations with Wilson fermions approach the physical point of almost massless  $u$  and  $d$  quarks [1–5], this obstruction needs to be overcome. The traditional method is to proceed through the Symanzik effective continuum field theory which includes a series expansion in the lattice spacing  $a$ . Associated with each power of  $a$  is a set of higher-dimensional operators whose transformation properties under chiral rotations determine the effective low-energy field theory, Wilson chiral perturbation theory. This program has been carried out to high order [6]. For a nice review, see, *e.g.*, Ref. [7].

From the numerical point of view, the introduction of a whole new set of Wilson low-energy constants in addition to the physical low-energy parameters of QCD is, however, a challenge. One has to deal with several new fitting parameters, and hence the need to fit more observables. Moreover, for typical observables in the so-called  $p$ -regime of Wilson chiral perturbation theory one finds that observables tend to depend on particular combinations of the Wilson low-energy constants, not directly on their individual values.

In this paper we wish to advocate a new strategy towards determining the leading physical and Wilson low-energy constants which is based on the new analytical results for spectral correlators of the Wilson Dirac operator [8–15]. The idea is very simple, and relies on using the wealth of detailed information contained in the spectral density and spectral correlation functions of the Wilson Dirac operator  $D_W$  and its Hermitian counterpart  $D_5$ . Here, as in earlier work on how to determine QCD low-energy constants based on the Dirac operator spectrum [16], the fact that one has a new finite-volume

scaling regime plays a crucial role in increasing the accuracy of the method. In particular, we shall demonstrate how the chiral condensate, the quark mass and the Wilson low-energy constants  $W_6$ ,  $W_7$  and  $W_8$  can be obtained from the Wilson Dirac spectrum. It is central for this method that one can divide lattice configurations into sectors of fixed index  $\nu$ , as determined by the spectral flow [17]. When combined with more traditional approaches from determining combinations of Wilson low-energy constants in the  $p$ -regime by measuring, *e.g.*, small differences in the charged and neutral pion masses [18, 19] or from other combinations of correlation functions [20], one has a series of strong consistency checks on the obtained values.

Perturbative results for the effect of  $O(a^2)$  terms on the spectrum have been compared to numerical simulations and used to determine Wilson low-energy constants in [21]. There have also been two initial studies of the detailed analytical predictions for the Wilson Dirac operator spectrum [22, 23], results of which already looked promising. Here we explore the effect of introducing a simple  $O(a)$  clover improvement [24], using the coefficient given by leading-order weak-coupling perturbation theory. As we shall demonstrate below, one of the unexpected consequences of this simple  $O(a)$  improvement is that also  $O(a^2)$  low-energy constants of Wilson chiral perturbation theory are substantially reduced. Moreover, certain asymmetries in the data of Refs. [22, 23] that clearly could not be explained by Wilson chiral perturbation theory up to, and including,  $O(a^2)$  effects are also substantially reduced by this clover improvement. This shows that simple clover improvement even reduces the terms of order  $O(am)$ , where  $m$  is the quark mass. This is good news for lattice simulations, and a result that could not have been anticipated *a priori*. All numerical data in this paper refer to the quenched approximation. It would obviously be of interest to have a confirmation of our results with the fermion determinant included.

Our paper is organized as follows. In the next section we briefly review the theoretical setting and introduce our lattice set-up. In section III we present our new numerical results, and explain how different observables can be used to probe individual Wilson low-energy coefficients. We end in section IV with conclusions and an outlook for future work.

## II. THE THEORETICAL FRAMEWORK

The essential input that allows us to compute the effects of  $\mathcal{O}(a^2)$  on the Wilson Dirac operator spectrum is the consistency, shown by Sharpe [25], of the method up to contact terms of order  $am$ . As in in Refs. [8, 9], we use the  $\epsilon$ -regime counting where  $m \sim \epsilon^4$  and  $a \sim \epsilon^2$ , keeping terms up to and including  $\mathcal{O}(\epsilon^4)$  (the different possible counting rules have been discussed in Ref. [26]). In the language of finite-size scaling, it means that we are considering a regime in which

$$mV, \quad zV, \quad a^2V$$

are kept fixed. Here  $z$  is a source of the pseudoscalar density  $\bar{\psi}\gamma_5\psi$ .

Using the convention of Refs. [8, 9], we write the effective Lagrangian up to that order as

$$\begin{aligned} \mathcal{L}(U) = & \frac{1}{2}(m+z)\Sigma\text{Tr}U + \frac{1}{2}(m-z)\Sigma\text{Tr}U^\dagger \\ & - a^2W_6[\text{Tr}(U+U^\dagger)]^2 - a^2W_7[\text{Tr}(U-U^\dagger)]^2 \\ & - a^2W_8\text{Tr}(U^2+U^{\dagger 2}), \end{aligned} \quad (1)$$

and we define the partition function in sectors of fixed index  $\nu$  by

$$Z_{N_f}^\nu(m, z; a) = \int_{U(N_f)} dU \det^\nu U e^{-V\mathcal{L}(U)}. \quad (2)$$

The quenched or partially quenched limits are defined in the usual way. Operationally, the separation into sectors of fixed index  $\nu$  as given above corresponds to a separation based on the spectral flow of the Wilson Dirac operator [9]. This gives a double motivation for following the spectral flow numerically, since it also provides us with the real eigenvalues of the Wilson Dirac operator  $D_W$  (see below).

We denote the usual Hermitian Wilson Dirac operator by  $D_5$ :

$$D_5 \equiv \gamma_5(D_W + m). \quad (3)$$

The source  $z$  introduced above couples to  $\bar{\psi}\gamma_5\psi$ . It is useful because the fermion determinant of the QCD path integral is then, up to a sign, given by

$$\det(\gamma_5(D_W + m) + z) = \det(D_5 + z). \quad (4)$$

This prompts one to consider the spectral resolvent of the Hermitian Wilson Dirac operator  $D_5$ ,

$$G(z) \equiv \left\langle \text{Tr} \left( \frac{1}{D_5 + z - i\epsilon} \right) \right\rangle = \left\langle \sum_k \frac{1}{\lambda_k^5 + z - i\epsilon} \right\rangle, \quad (5)$$

where  $\lambda_k^5$  are the eigenvalues of  $D_5$ . From this, the density of eigenvalues of  $D_5$  follows:

$$\rho_5(\lambda^5) = \frac{1}{\pi} \text{Im} [G(-\lambda^5)] \Big|_{\epsilon \rightarrow 0^+}. \quad (6)$$

Let us now briefly review some basic facts about the eigenvalues of  $D_W$  and  $D_5$  [9], many of which follow directly from the early paper [27]. As is well known, eigenvalues of  $D_W$  are either real or come in complex conjugate pairs. The real eigenvalues of  $D_W$  play particularly important roles, since they provide a definition of gauge field topology as the lattice spacing  $a$  is taken to zero. Even at nonzero lattice spacing these real modes are special. It follows from the definition of  $D_5$  that its eigenvalues  $\lambda^5$  are functions of the mass  $m$ :  $\lambda^5 = \lambda^5(m)$ . Tuning  $m$  to a value  $m_c$  at which a zero eigenvalue occurs,  $\lambda^5(m_c) = 0$ , is particularly interesting since

$$D_5\phi = 0 \quad \Rightarrow \quad D_W\phi = -m_c\phi. \quad (7)$$

This shows that finding a zero of  $\lambda^5(m)$  corresponds to identifying a real mode of  $D_W$ . It is straightforward to see that the argument runs both ways, so that a real eigenvalue of  $D_W$  also corresponds to a zero of  $\lambda^5(m)$ . Moreover, in a compact notation, one can show that for given eigenstates  $|j\rangle$  of real modes of  $D_W$  [9, 27],

$$\left. \frac{d\lambda_j^5(m)}{dm} \right|_{m=m_c} = \langle j|\gamma_5|j\rangle \quad (8)$$

so that the slope at a crossing of the spectral flow is given by the chirality of the state  $|j\rangle$ . As the continuum is approached, this chirality goes to  $\pm 1$ . At any finite lattice spacing the chirality vanishes identically for all nonreal modes [27].

The chirality of the real modes is also directly related to the index  $\nu$  described above since around the physical branch [9],

$$\sum_{real} \text{sign}\langle j|\gamma_5|j\rangle = \nu, \quad (9)$$

a relation which displays the topological nature of the index: the number of zero-crossings, counted with signs. As the lattice spacing  $a$  is reduced the number of multiple crossings near the physical branch of the spectrum goes to zero. On typical configurations in the present study, the definition of  $\nu$  given by the spectral flow as shown above agreed with the (improved) naive topological charge of the so-called ‘‘Boulder method’’ [28], which we applied after six HYP smearings to the gauge fields. The few cases where the two determinations differed were usually associated with multiple crossings, with the last one at a fairly large  $\lambda_{real}^W$ .

We now remind the reader of a few basic facts about the spectrum of the Hermitian Wilson Dirac operator [17]. In the continuum, the spectrum of the Dirac operator  $D$  is *chiral*: for every nonzero eigenvalue  $i\lambda$  there

is a matching eigenvalue  $-i\lambda$ . This holds configuration by configuration, and is a simple consequence of the  $\gamma$ -matrix identity  $\{\gamma^\mu, \gamma^5\} = 0$ . The corresponding Hermitian Dirac operator  $\gamma^5(D+m)$  is also chirally symmetric:

$$\gamma^5(D+m)\phi_\pm = \pm\sqrt{\lambda^2+m^2}\phi_\pm \quad (10)$$

and the pairing is preserved: for every eigenvalue pair  $\pm i\lambda$  of  $D$  there is a pair of eigenvalues  $\pm\sqrt{\lambda^2+m^2}$ . For the zero modes of  $D$ , where there is no chiral pairing, there is also no pairing of eigenvalues of  $\gamma^5(D+m)$ : these eigenvalues become either  $+m$  or  $-m$ , depending on their chiralities. The zero modes of  $D$  are chiral eigenstates. For the Wilson Dirac operator  $D_W$  these properties are violated. In particular, the spectrum of  $D_W$  is in the complex plane and it is not chirally paired. Likewise, the spectrum of  $D_5 = \gamma^5(D_W + m)$  is not symmetric configuration by configuration, although the density  $\rho_5(\lambda^5)$  is symmetric in the  $\nu = 0$  sector.

Analytical predictions for the quenched spectrum of  $D_5$  have been given in Refs. [8, 9], although focus there was on the simplifying case when only  $W_8$  is considered nonvanishing. General analytical expressions including  $W_6, W_7$  and  $W_8$  were also provided in those references. The constants  $W_6, W_7$  and  $W_8$  have fixed signs [8, 9, 13, 20]: Only for  $W_6, W_7 < 0$  and  $W_8 > 0$  is Wilson chiral perturbation theory the effective theory of lattice QCD with a  $\gamma_5$ -Hermitian Wilson Dirac operator.

For the clover-improved case studied here, we shall find that  $a\sqrt{|W_i|V} \ll 1$ . In that case  $\rho_5$  depends only on the combination  $|W_6| + |W_7|$  rather than on  $W_6$  and  $W_7$  separately [9]. We shall therefore keep  $W_7 = 0$  throughout the rest of this paper, and show how we can disentangle the dependence on  $W_6$  from that on  $W_8$ .

### III. SIMULATIONS AND NUMERICAL RESULTS

We use two of the gauge field ensembles already considered in our previous work [22]. Both were generated with the Iwasaki gauge action [29] and have a lattice size of  $L = 1.5$  fm. Some further properties are given in Table I, including the lattice spacing inferred from  $r_0/a$  values from [30, 31] using  $r_0 = 0.5$  fm to set the physical scale, and the number of configurations analyzed with  $|\nu| = 0, 1, \text{ and } 2$ . We have applied one HYP smearing [32] to the gauge fields before constructing the clover Dirac operator with tree-level clover coefficient  $c_{sw} = 1$ . It is known [33] that the tree-level clover coefficient is fairly close to a nonperturbatively improved value when using HYP smeared gauge fields.

We now turn to an analysis of our lattice data. We start by numerical results obtained on the  $16^4$  lattice. As a first test of the impact of clover improvement, we show in Fig. 1 the density of real modes of  $D_W$  in the  $\nu = 1$  sector. On the same plot is shown earlier data from Ref. [22] *without* clover improvement. It is evident that clover improvement as expected shifts the position

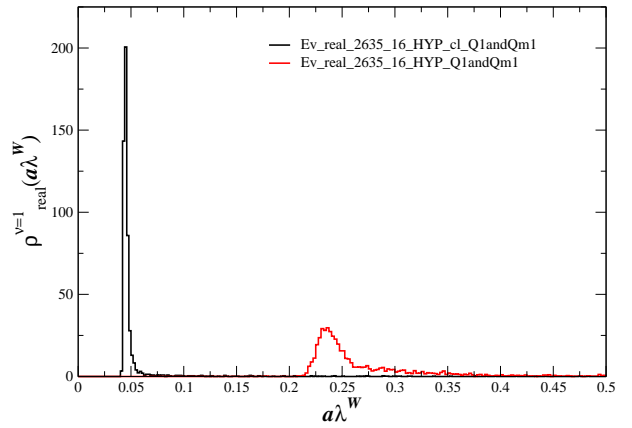


FIG. 1: The effect of clover improvement on the density of the real eigenvalues of  $D_W$ . The black line is the clover improved data and the red line is the data before clover improvement. Not only does the peak shift towards the origin, the clover term also makes it much more narrow and symmetric.

$\beta_{Iw}$	size	$a$ [fm]	$am_0$	$\nu = 0$	$ \nu  = 1$	$ \nu  = 2$
2.635	$16^4$	0.093	-0.03	1276	2257	1518
2.79	$20^4$	0.075	-0.027	1202	2128	1408

TABLE I: Ensemble of pure gauge configurations considered, generated with the Iwasaki gauge action. Listed are  $\beta_{Iw}$ , the size in lattice units, the lattice spacing, the bare mass in the clover Dirac operator and the number of configurations in the sectors with  $|\nu| = 0, 1, \text{ and } 2$ .

of the peak towards the origin. Moreover, it is also clear that the clover improvement has reduced the width of the peak substantially. In the analytic computation within Wilson chiral perturbation theory [8, 9] this width is determined by the terms of order  $a^2$ . Hence we conclude that the clover term also has a positive effect on the order  $a^2$  terms. Finally, the fact that the peak has become more symmetric must necessarily be due to an improvement of the terms of order  $\mathcal{O}(am) \sim \epsilon^6$  and higher. As our analytical results extend only to order  $\epsilon^4$  we unfortunately cannot quantify this suppression of the asymmetry further. Overall this seems to show that clover improvement works better than we had reasons to expect, see also [34]. We now turn to the effect of clover improvement on the spectrum of  $D_5$ . Since in the small- $a$  limit the real eigenvalues of  $D_W$  map directly to the peak at  $\lambda^5 = m$ , we certainly expect improvement here as well.

The histograms in Fig. 2 give the eigenvalue density of the Hermitian Wilson Dirac operator in the  $\nu = 0, 1$  and  $2$  sectors as obtained from the  $16^4$  lattices. Displayed also are two fits of the analytic curves obtained from Wilson chiral perturbation theory. With the additional Wilson low-energy constants there are in total 5 parameters to fit ( $\Sigma V/a, m\Sigma V, W_6 a^2 V, W_7 a^2 V$  and  $W_8 a^2 V$ ). Fortunately the analytic results of [9, 22] give us a series of insights that allow us to address these constants in turn. First of all, as mentioned above, the Wilson low-

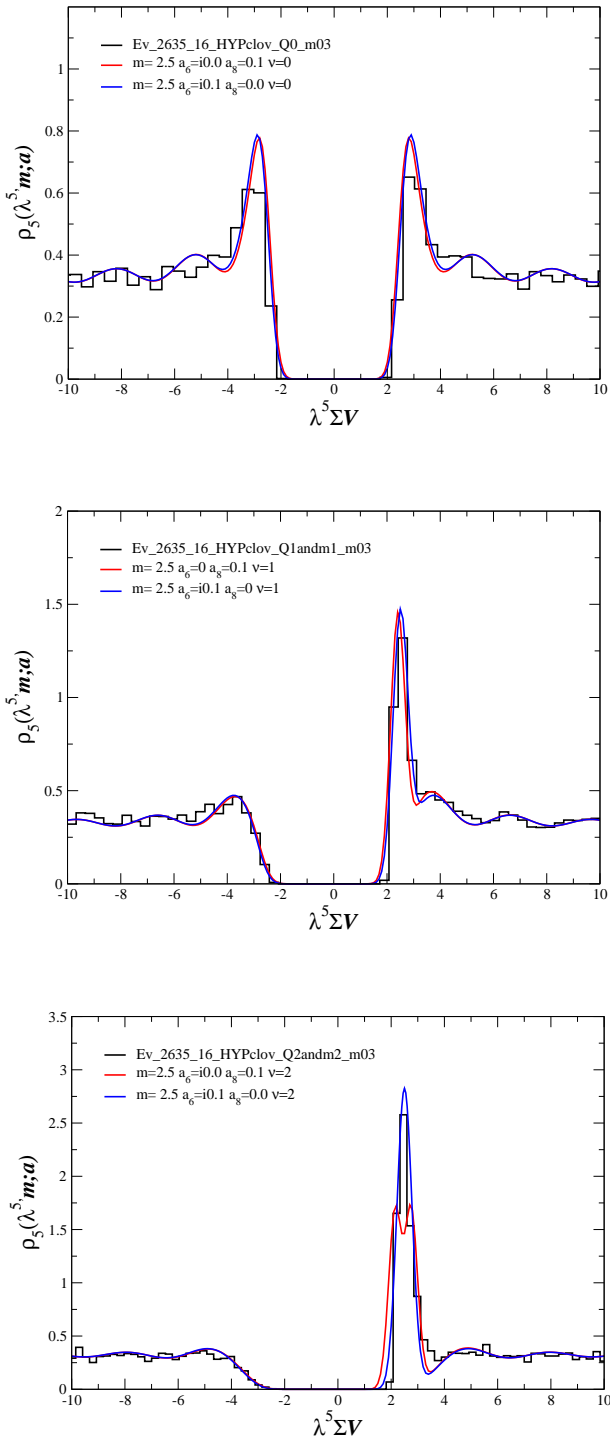


FIG. 2: The spectral density of the Hermitian Wilson Dirac operator on the  $16^4$  lattices. The numerically determined eigenvalues have been rescaled with  $\Sigma V/a = 173$  for the comparison to the analytic results. The  $|\nu| = 2$  data in the lower panel allow us to separate the effect of  $W_6$  from that of  $W_8$ .

energy constants  $W_i$  have fixed signs  $W_6 < 0$ ,  $W_7 < 0$  and  $W_8 > 0$  [8, 9, 13, 20]. Moreover, [9, 10] in the limit where  $a\sqrt{|W_i|V} \ll 1$  there is a factorization of the eigenmodes of  $D_5$ , while those in the index peak have a specific

dependence on the  $W_i$ 's the rest of the eigenvalue density is not affected to leading order in  $a\sqrt{|W_i|V}$ , see Fig. 6 below for an illustration. This has the following most useful consequences:

- 1) The eigenvalue density on the opposite side of the index peak is almost continuum-like.
- 2) The smallest eigenvalues on this side of the origin are located very close to  $-m$  and thus offer a clean way to extract the quark mass parameter.
- 3) The value of  $\Sigma$  can be estimated by scaling the  $\lambda^5$  axis and  $m$  until the data on this side of the gap match the continuum predictions.
- 4) The values of the  $W_i$ 's are finally obtained from their effect on the index peak (see below).

The fits were made, using the above insights, to the  $|\nu| = 1$  data and have  $a\sqrt{-W_6V} = 0.1$  and  $W_8 = 0$  (blue line) respectively  $W_6 = 0$  and  $a\sqrt{W_8V} = 0.1$  (red line). In both cases  $\Sigma V/a = 173$  and  $m\Sigma V = 2.5$ .

As can be seen from the middle panel of Fig. 2 the  $|\nu| = 1$  data work well both with  $W_6$  alone (blue curve) and with  $W_8$  alone (red curve).

Having fixed the values of the low-energy constants by the  $|\nu| = 1$  data we can now check the two corresponding predictions from Wilson chiral perturbation theory against the  $\nu = 0$  and  $|\nu| = 2$  data. In the top panel for  $\nu = 0$  both predictions do well, however, for the  $|\nu| = 2$  data only the prediction from the fit with  $W_6$  alone reproduces the peak structure of the would-be topological modes.

In Fig. 3 we plot the analytic predictions (the values of the low-energy constants still fixed as above) for the real eigenvalues of the Wilson Dirac operator against the real eigenvalues of the  $|\nu| = 1$  and  $|\nu| = 2$  sectors. In the top panel the red lines display the predictions corresponding to the fit with  $W_8$  alone. The predictions from the fit with  $W_6$  alone are given in the lower panel (blue lines). Again the  $|\nu| = 2$  data for the real eigenvalues clearly favors the prediction with  $W_6$  alone.

The reason why  $W_6$  and  $W_8$  have such a different effect on the analytic prediction with  $|\nu| = 2$  is the following: The  $W_6$ -term in the  $\epsilon$ -regime of Wilson chiral perturbation theory corresponds to a Gaussian fluctuating mass [9]. The  $\delta$ -peak from the continuum at  $m$  is therefore smeared into a Gaussian with an amplitude that simply scales with  $\nu$ . In particular,  $W_6$  does not induce eigenvalue repulsion between the real modes. On the contrary it was shown in [9, 10] that for small but nonzero  $a^2W_8V$  the density of the real eigenvalues of  $D_W$  takes the form of the  $\nu \times \nu$  Gaussian unitary ensemble scaled by  $4a^2W_8V$ . The effect of  $W_8$  is therefore to induce the eigenvalue repulsion familiar from random matrix theory between the real modes. In this way we get a clear distinction between the effect of  $W_6$  and  $W_8$ .

The fact that the real modes of  $D_W$  and the nearly topological peak in the spectrum of  $D_5$  both lead to the same conclusion is not accidental. In Fig. 4 we plot the real modes of  $D_W$  for  $|\nu| = 2$  together with the distri-



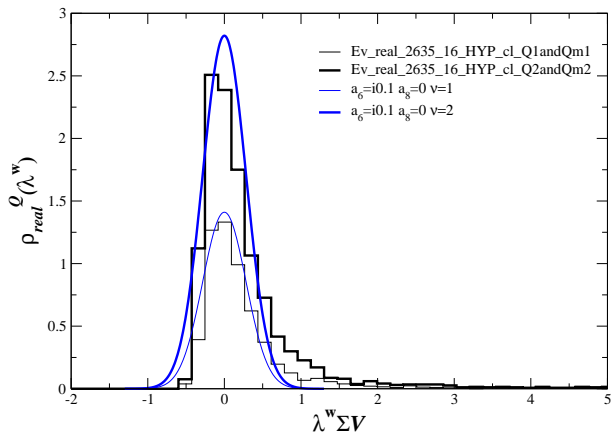
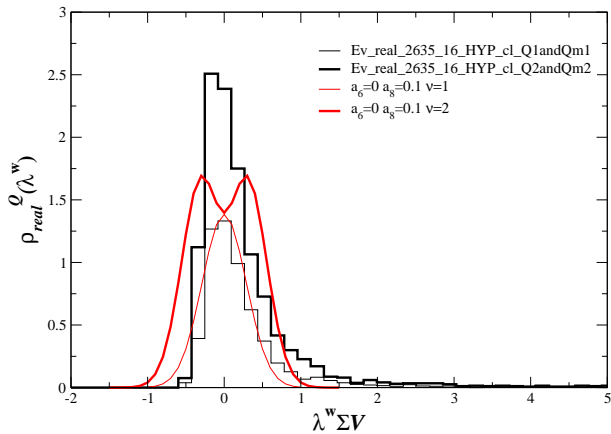


FIG. 3: The density of the real eigenvalues of  $D_W$ , rescaled with  $\Sigma V/a = 173$ . Clearly the prediction with  $W_8 = 0$  (blue lines lower panel) gives the better description of the  $|\nu| = 2$  data.

bution of the first two positive eigenvalues of  $D_5$  appropriately shifted by the bare mass. The essentially perfect match between the two distributions demonstrates that the corresponding eigenvectors are almost chiral as is expected for  $|a^2 W_i V| \ll 1$ , see figure 4 of [9] and the associated discussion.

Let us now consider the  $20^4$  data set. In Fig. 5 the eigenvalue density of the Hermitian Wilson Dirac operator is displayed for  $\nu = 0$  (top panel),  $|\nu| = 1$  (middle panel) and  $|\nu| = 2$  (lower panel). Again we have made two fits to the  $|\nu| = 1$  data one with  $W_8 = 0$  (blue line) and one with  $W_6 = 0$  (red line). The values in this case are  $a\sqrt{-W_6 V} = 0.06$  and  $W_8 = 0$  (blue line) respectively  $W_6 = 0$  and  $a\sqrt{W_8 V} = 0.06$  (red line) both with  $\Sigma V/a = 220$  and  $m\Sigma V = 2.3$ .

These values were determined according to the strategy outlined above. To illustrate the factorization of the behavior used we show in Fig. 6 the fit for  $\nu = 1$  and  $W_8 = 0$  together with the continuum,  $a = 0$ , curve at the same quark mass. As is clear the leading-order effect for  $a\sqrt{|W_i V|} \ll 1$  is on the index peak only.

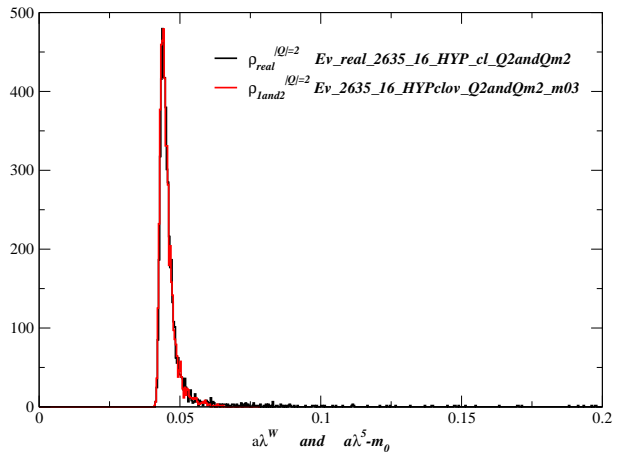


FIG. 4: The density of the real eigenvalues of  $D_W$  for  $|\nu| = 2$  on the  $16^4$  lattice plotted together with the accumulated density of the first two positive eigenvalues of  $D_5$  on the same configurations shifted by the bare mass. The excellent match between the two demonstrates that the corresponding eigenvectors are almost chiral.

The two fits both describe the  $|\nu| = 1$  data well and the prediction for  $|\nu| = 0$  also works nicely for both fits. For  $|\nu| = 2$  the analytic predictions again differ in the region of the topological modes. Also here it is the prediction with  $W_6$  alone that gives the only acceptable fit to the  $|\nu| = 2$  data. This again allows us to conclude that  $W_6$  gives the dominant contribution to the discrepancy from the continuum.

Finally, to summarize the effect of clover improvement: Before clover improvement [22] we found that the values of  $a\sqrt{|W_8 V|}$  were roughly 0.35 for both the  $16^4$  and  $20^4$  lattices. Here, after clover improvement, we find that  $a\sqrt{|W_8 V|}$  is consistent with zero and that  $a\sqrt{|W_6 V|}$  takes the values 0.10 and 0.06, respectively. Moreover, the asymmetry of the density of the real modes has been substantially reduced by the addition of the clover term. This indicates an improvement also at order  $\mathcal{O}(am)$ . While this unexpected order  $\mathcal{O}(a^2)$  and  $\mathcal{O}(am)$  improvement is an analytic challenge to understand, it is clearly good news for lattice QCD.

#### IV. CONCLUSIONS AND OUTLOOK

We have shown how the microscopic eigenvalue density of the Wilson Dirac operator can be used to determine both physical and lattice-artifact low-energy constants from lattice QCD simulations. We have demonstrated this with quenched clover-improved simulations. The method relies crucially on our ability to divide the lattice configurations into sectors with fixed index.

While initial numerical tests [22, 23] had already demonstrated the feasibility of computing the microscopic spectrum of the Wilson Dirac operator and comparing it to analytical predictions, there were aspects of

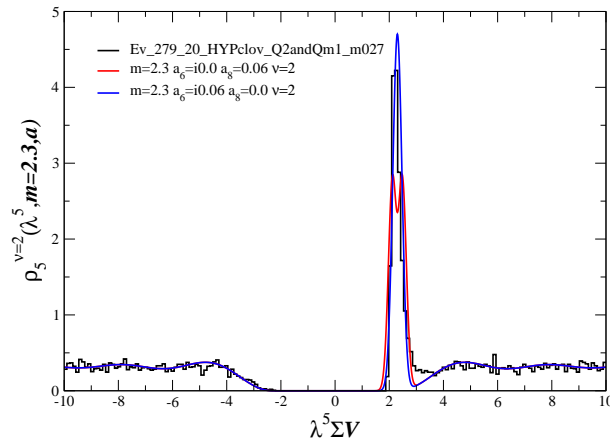
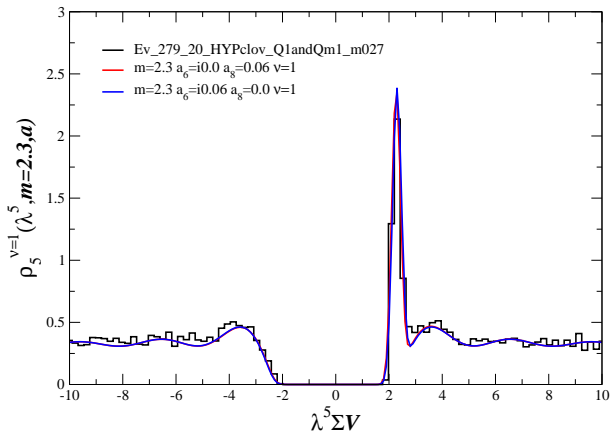
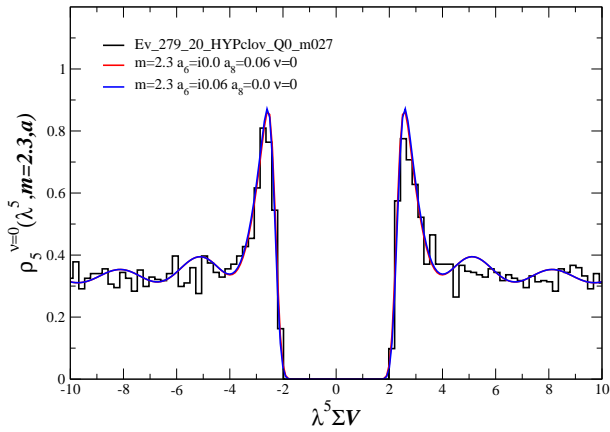


FIG. 5: The spectral density of the Hermitian Wilson Dirac operator on the  $20^4$  lattices. The eigenvalues have been rescaled with  $\Sigma V/a = 220$ . In blue and red are two fits (see the main text) to the  $|\nu| = 1$  data in the middle panel. In the top and lower panel the predictions obtained from these fits are plotted against the data.

the measured spectra that displayed a systematic disagreement with the analytical predictions. In particular, the observed asymmetry in the spectrum of the real

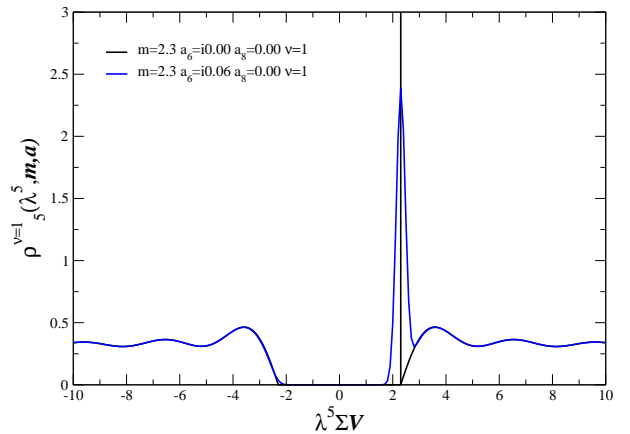


FIG. 6: Comparison of the microscopic eigenvalue density of the Hermitian Wilson Dirac operator in the continuum  $a = 0$  (black curve) and with  $a\sqrt{W_6V} = i0.06$ ,  $W_8 = 0$  (blue curve). The vertical black line indicates the position of the topological  $\delta$ -peak. To leading order in  $a\sqrt{|W_i|V}$  only this peak is affected by the discretization.

modes of  $D_W$ . This asymmetry has been known to be present in data from very early on, and yet it is a firm prediction of Wilson chiral perturbation theory up to and including  $\mathcal{O}(a^2)$  that the spectrum must be symmetric. A quick analysis reveals that terms involving odd powers of  $am$  in the effective theory are needed to explain such an asymmetry. This is beyond present analytical predictions. Here we have improved at order  $a$  through use of the conventional clover term. Since the effective theory contains an arbitrary linear shift in the mass term anyway, such an improvement is, in this context, not interesting in itself. But clearly clover improvement has an impact on higher-order coefficients as well. We have found that clover improvement in fact substantially reduces the higher-order Wilson constants *and* makes the spectrum of real modes much more symmetric, and hence in good agreement with analytical predictions. Because of the close connection between real modes of  $D_W$  and the “topological” (threshold) eigenvalues of  $D_5$ , this improves the eigenvalue spectrum of  $D_5$  as well.

Apart from demonstrating substantially better agreement between theory and numerical data, we have taken the opportunity to explain new ways to measure Wilson low-energy constants based on spectral data of the Wilson Dirac operator. In particular, we have shown how detailed understanding of how the different  $\mathcal{O}(a^2)$  operators in the Wilson chiral Lagrangian influence the spectrum can be used to isolate dependencies on the individual low-energy constants. This should be very helpful in determining the numerical values of the constants in dynamical simulations. Crucial in this context is the separation of configurations into sectors of fixed index  $\nu$ , the Wilson analogue of a topological charge. In each sector there are definite predictions with which to compare the data.

The present study should be extended to full-scale sim-

ulations with dynamical fermions. Analytical predictions are already available for two light flavors [12]. This gives entirely new ways to measure the low-energy constants of Wilson chiral perturbation theory, that can be compared to and combined with alternative approaches using more conventional space-time dependent observables in the  $p$ -regime. Although computationally more complicated, it would also be most interesting to carry out analogous studies of the full complex spectrum of  $D_W$ . The analytical predictions are available in [11, 13]. In particular, the realization of either the Aoki phase [36] or the Sharpe-Singleton scenario [6] is closely linked to the complex spectrum of  $D_W$  [13].

Finally, due to the unexpected higher order improve-

ment caused by the clover term it would be interesting to test the effect of clover improvement also in twisted mass lattice QCD. As we have demonstrated here, the spectral density of the lattice Dirac operator is an efficient tool for such an analysis. The necessary analytical predictions from Wilson chiral perturbation with a maximally twisted mass have recently been derived [37].

**Acknowledgments:** We thank Jac Verbaarschot, Urs Wenger and Silvia Necco for discussions. PHD and KS would like to thank the CERN theory group for discussions and hospitality while this work was completed. The work of K.S. was supported by the *Sapere Aude* program of The Danish Council for Independent Research.

- 
- [1] L. Del Debbio, L. Giusti, M. Lüscher, R. Petronzio and N. Tantalo, JHEP **0702**, 056 (2007) [hep-lat/0610059]; JHEP **0702**, 082 (2007) [hep-lat/0701009].
- [2] R. Baron *et al.* [ETM Collaboration], PoS LATTICE **2008**, 094 (2008) [arXiv:0810.3807 [hep-lat]].
- [3] T. Ishikawa *et al.* [JLQCD Collaboration], Phys. Rev. D **78**, 011502 (2008) [arXiv:0704.1937 [hep-lat]].
- [4] S. Aoki *et al.* [PACS-CS Collaboration], Phys. Rev. D **81**, 074503 (2010) [arXiv:0911.2561 [hep-lat]].
- [5] S. Durr, Z. Fodor, C. Hoelbling, S. D. Katz, S. Krieg, T. Kurth, L. Lellouch and T. Lippert *et al.*, JHEP **1108**, 148 (2011) [arXiv:1011.2711 [hep-lat]]; Phys. Lett. B **701**, 265 (2011) [arXiv:1011.2403 [hep-lat]].
- [6] S. Sharpe and R. L. Singleton, Phys. Rev. D **58**, 074501 (1998) [hep-lat/9804028]; G. Rupak and N. Shoreh, Phys. Rev. **66**, 054503 (2002), [hep-lat/0201019]; O. Bär, G. Rupak and N. Shoreh, Phys. Rev. D **70**, 034508 (2004), [hep-lat/0306021]; S. Aoki, Phys. Rev. D **68**, 054508 (2003) [arXiv:hep-lat/0306027]; S. Aoki and O. Bär, Phys. Rev. D **70**, 116011 (2004) [arXiv:hep-lat/0409006].
- [7] M. Golterman, arXiv:0912.4042 [hep-lat].
- [8] P. H. Damgaard, K. Splittorff and J. J. M. Verbaarschot, Phys. Rev. Lett. **105**, 162002 (2010). [arXiv:1001.2937 [hep-th]].
- [9] G. Akemann, P. H. Damgaard, K. Splittorff, J. J. M. Verbaarschot, Phys. Rev. D **83**, 085014 (2011) [arXiv:1012.0752 [hep-lat]].
- [10] G. Akemann and T. Nagao, JHEP **1110**, 060 (2011) [arXiv:1108.3035 [math-ph]].
- [11] M. Kieburg, J. J. M. Verbaarschot and S. Zafeiropoulos, Phys. Rev. Lett. **108**, 022001 (2012) [arXiv:1109.0656 [hep-lat]].
- [12] K. Splittorff and J. J. M. Verbaarschot, Phys. Rev. D **84**, 065031 (2011) [arXiv:1105.6229 [hep-lat]].
- [13] M. Kieburg, K. Splittorff and J. J. M. Verbaarschot, Phys. Rev. D **85**, 094011 (2012) [arXiv:1202.0620 [hep-lat]].
- [14] G. Akemann and A. C. Ipsen, JHEP **1204**, 102 (2012) [arXiv:1202.1241 [hep-lat]].
- [15] M. Kieburg, J. Phys. A **45**, 205203 (2012) [arXiv:1202.1768 [math-ph]].
- [16] G. Akemann and A. C. Ipsen, J. Phys. A **45**, 115205 (2012) [arXiv:1110.6774 [hep-lat]]; C. Lehner, S. Hashimoto and T. Wettig, JHEP **1006**, 028 (2010) [arXiv:1004.5584 [hep-lat]]; P. H. Damgaard, U. M. Heller, K. Splittorff, B. Svetitsky and D. Toublan, Phys. Rev. D **73**, 074023 (2006) [hep-lat/0602030], Phys. Rev. D **73**, 105016 (2006) [hep-th/0604054]. P. H. Damgaard, U. M. Heller, K. Splittorff and B. Svetitsky, Phys. Rev. D **72**, 091501 (2005) [hep-lat/0508029].
- [17] R. G. Edwards, U. M. Heller and R. Narayanan, Nucl. Phys. B **535**, 403 (1998) [hep-lat/9802016]; Phys. Rev. D **60**, 034502 (1999) [hep-lat/9901015].
- [18] L. Scorzato, Eur. Phys. J. C **37**, 445 (2004) [hep-lat/0407023].
- [19] R. Baron *et al.* [ETM Collaboration], JHEP **1008**, 097 (2010) [arXiv:0911.5061 [hep-lat]].
- [20] M. T. Hansen and S. Sharpe, Phys. Rev. D **85**, 014503 (2012) [arXiv:1111.2404 [hep-lat]]; Phys. Rev. D **85**, 054504 (2012) [arXiv:1112.3998 [hep-lat]].
- [21] S. Necco and A. Shindler, JHEP **1104**, 031 (2011) [arXiv:1101.1778 [hep-lat]]; PoS LATTICE **2011**, 250 (2011) [arXiv:1108.1950 [hep-lat]].
- [22] P. H. Damgaard, U. M. Heller and K. Splittorff, Phys. Rev. D **85**, 014505 (2012) [arXiv:1110.2851 [hep-lat]].
- [23] A. Deuzeman, U. Wenger and J. Wuilloud, JHEP **1112**, 109 (2011) [arXiv:1110.4002 [hep-lat]].
- [24] B. Sheikholeslami and R. Wohlert, Nucl. Phys. B **259**, 572 (1985).
- [25] S. R. Sharpe, Phys. Rev. D **74**, 014512 (2006) [hep-lat/0606002].
- [26] A. Shindler, Phys. Lett. B **672**, 82 (2009) [arXiv:0812.2251 [hep-lat]]; O. Bär, S. Necco and S. Schaefer, JHEP **0903**, 006 (2009) [arXiv:0812.2403 [hep-lat]]; O. Bär, S. Necco and A. Shindler, JHEP **1004**, 053 (2010) [arXiv:1002.1582 [hep-lat]]; S. Necco and A. Shindler, JHEP **1104**, 031 (2011) [arXiv:1101.1778 [hep-lat]].
- [27] S. Itoh, Y. Iwasaki and T. Yoshie, Phys. Rev. D **36**, 527 (1987).
- [28] T.A. DeGrand, A. Hasenfratz, and T.G. Kovacs, Nucl. Phys. B **505** (1997) 417 [arXiv:hep-lat/9705009].
- [29] Y. Iwasaki, UTHER-118 (1983), available as arXiv:1111.7054 [hep-lat].
- [30] S. Takeda, *et al.*, Phys. Rev. D **70**, 074510 (2004) [arXiv:hep-lat/0408010].
- [31] S. Necco, Nucl. Phys. B **683**, 137 (2004)

- [arXiv:hep-lat/0309017].
- [32] A. Hasenfratz and F. Knechtli, Phys. Rev. D **64**, 034504 (2001) [arXiv:hep-lat/0103029].
- [33] Y. Shamir, B. Svetitsky and E. Yurkovsky, Phys. Rev. D **83**, 097502 (2012) [arXiv:1012.2819].
- [34] A. Hasenfratz, R. Hoffmann and S. Schaefer, JHEP **0711**, 071 (2007) [0709.0932 [hep-lat]].
- [35] K. M. Bitar, U. M. Heller and R. Narayanan, Phys. Lett. B **418**, 167 (1998) [hep-th/9710052].
- [36] S. Aoki, Phys. Rev. D **30**, 2653 (1984).
- [37] K. Splittorff and J. J. M. Verbaarschot, Phys. Rev. D **85**, 105008 (2012) [arXiv:1201.1361 [hep-lat]].