

Unified theory of spin-dynamics in a two dimensional electron gas with arbitrary spin-orbit coping strength at finite temperature

Xin Liu¹ and Jairo Sinova^{1,2}

¹*Department of Physics, Texas A&M University, College Station, TX 77843-4242, USA*

²*Institute of Physics ASCR, Cukrovarnická 10, 162 53 Praha 6, Czech Republic*

(Dated: October 15, 2018)

We study the spin dynamics in the presence of impurity and electron-electron (e-e) scattering in a III-V semiconductor quantum well with arbitrary spin-orbit coupling (SOC) strength and symmetry at finite temperature. We derive the coupled spin-charge dynamic equations in the presence of inelastic scattering and provide a new formalism that describes the spin relaxation and dynamics in both the weak and the strong SOC regime in a unified way. In the weak SOC regime, as expected, our theory reproduces all previous zero-temperature results, most of which have focused on impurity-scattering induced spin-charge dynamics. In the regime where the strength of the Rashba and linear Dresselhaus SOC match, known as the SU(2) symmetry point, experiments have observed the spin-helix mode with a large spin-lifetime whose unexplained non-monotonic temperature dependence peaks at around 75 K. As a key test of our theory, we are able to naturally explain quantitatively this non-monotonic dependence and show that it arises as a competition between the Dyakonov-Perel mechanism, suppressed at the SU(2) point, and the Elliott-Yafet mechanism. In the strong SOC regime, we show that our theory directly reproduces the only previous known analytical result at the SU(2) symmetry point in the ballistic regime. It also explains, as we have shown previously, the rise of damped oscillating dynamics when the electron scattering time is larger than half of the spin precession time due to the SOC. Hence, we provide a unified theory of the spin-dynamics in two dimensional electron gases in the full phase diagram experimentally accessible.

PACS numbers: 73.21.Fg, 72.25.Dc, 72.25.Rb, 72.10.-d

I. INTRODUCTION

The spin degree freedom of electrons and the control of its dynamics by electric means has played an increasingly important role in condensed matter research and spintronics device applications over the past decades. This electric manipulation is achieved via the SOC, which has been a key factor in new spintronic devices as well as the emergence of new fields such as spin Hall effect,¹⁻³ spin Coulomb drag,⁴⁻⁶ and topological insulators.^{7,8}

These fast developing SOC-based fields highlight the need to fully understand the basic spin-charge transport dynamics in the full phase diagram experimentally accessible, both at zero and finite temperature. The spin relaxation and dynamics in the presence of weak SOC is a mature topic of research, and a theoretical perturbative treatment on the SOC gives an accurate description of the spin dynamics at zero temperature.⁹⁻¹² In the opposite limit of strong SOC, defined as $\Omega_{so}\tau > 1$ where Ω_{so} is the spin precession frequency due to the SOC's and τ is the momentum scattering time, only a few theoretical works^{11,13} were able to derive analytically the spin dynamics at one specific point in the phase diagram; specifically when the Rashba SOC strength is equal to the linear Dresselhaus SOC strength, where a novel spin dynamic mode, the spin-helix mode (SHM), with large spin-lifetimes has been observed experimentally.⁶ One theory work was able to analytically derive the spin-dynamics modes at zero temperature and successfully explain the different damped oscillatory modes observed in this strong SOC regime.¹⁴ However, until now, analytical

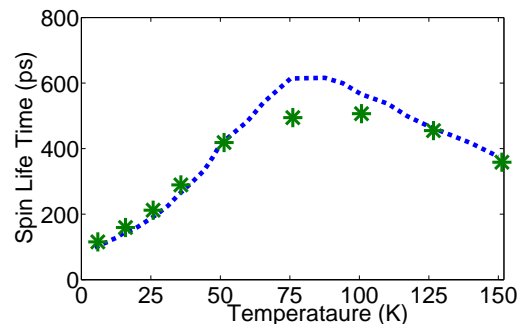


FIG. 1. Spin life time of the dominant spin-helix mode vs. temperature, extracted from the Ref. 15 (Green stars). The blue dash line is our theoretical result (see Sec. III C).

theories of the spin dynamics in 2DEGs have primarily focused on zero temperature.^{10,11,13,15} The rich physics observed in the experiments as a function of temperature, which depict the transition from the strong to weak SOC and shows a peak of the spin lifetime of the SHE mode at ~ 75 K, has remained unexplained up to now.¹⁵

Here we develop a microscopic approach valid at finite temperature and for any strength of SOC within the same derived expression. To show the validity of our method, we focus on the spin dynamics in the n-type III-V quantum well which has been recently well studied experimentally.^{6,15-18} Besides reproducing all known limits and previously derived results at zero temperature,^{9,10,12-14} it succeeds dramatically in describing quantitatively the non-monotonic behavior of the spin lifetime of the SHE mode as shown in Fig. 1. Previously it was speculated that this non-monotonic behavior

could be attributed to the increase in importance of the cubic Dresselhaus SOC, which decreases the SHM lifetime. However, a simple analysis (see Sec. III.A) shows that in the range from zero to 100 K this term does not change significantly and, therefore, it fails to account for this behavior. Our theory shows directly that this non-monotonic behavior arises from the competition between the Dyakonov-Perel (DP) mechanism, suppressed at the SU(2) point, and the Elliott-Yafet (EY) mechanism.

Our microscopic approach is based on the non-equilibrium Green's function formalism^{10,19} which allows us to fully understand the temperature dependence of the spin relaxation in the presence of both disorder and e-e inelastic scattering. The e-e interaction is shown to dominate the momentum scattering time above a certain finite temperature (35 K in the relevant experiments) and controls the transition between strong and weak SOC regime.¹⁸ The e-e scattering time in the 2DEG system has been theoretically discussed previously²⁰ and, even though it does not affect the charge transport due to net momentum conservation of the system (see appendix B), the spin-current and spin decay can be affected strongly by it, e.g. spin Coulomb drag.⁴⁻⁶ By incorporating both spin independent scattering and SOC scattering potential, both DP and EY mechanisms are considered in the frame of the quantum kinetic equation.

Our paper is organized as follows. In Sec. II we introduce the quantum kinetic equation (QKE) based on the non-equilibrium Green's function formalism in the presence of the three types of SOC present in III-V based 2DEG. Within Sec. IIA, because we want to consider finite temperature, we evaluate the contribution of the e-e interaction in the collision integral of the QKE and show that it dominates the momentum scattering time for temperatures above 35 K. In Sec. IIB we generalize the spin-charge kinetic equation from the zero temperature limit¹⁰ to the finite temperature in the presence of inelastic scattering. Within Sec. IIC we present our procedure which allows us to have a theory valid in both the weak and the strong SOC regime, with Eq. (35) and (36) being the pivotal results that allows us to evaluate the full phase diagram of the spin-charge dynamics.

In Sec. III, we focus on the temperature dependence of lifetime of the dominant SHM near the SU(2) symmetry point, where we show that the thermal average of the SOC's strength is almost unchanged from 0K to 100K. This discards the increase of the cubic Dresselhaus strength as source of the non-monotonic behavior of the spin-lifetime as mentioned above.¹⁵ In this section we evaluate the EY mechanism and show quantitatively that the non-monotonic temperature dependence of the enhanced-lifetime of the SHM is the result of the competition of the EY and DP spin relaxation mechanism. Finally in Sec. IV, we reproduce the spin relaxation eigen-modes in the presence of the different SOC's which confirm that our method is also valid in the strong SOC regime.

II. THE QUANTUM KINETIC EQUATION FOR THE 2DEG WITH THE GENERAL SOC

The non-equilibrium spin polarization can be described by the non-equilibrium Green's function formalism, also known as Keldysh formalism.¹⁹ This formalism was used in the noninteracting system with short range disorder and in the presence of weak Rashba SOC¹⁰ or the equal magnitude of Rashba and linear Dresselhaus SOC's with zero cubic Dresselhaus SOC.¹³ However, when considering the temperature dependence of the spin life time, we have to generalize this method to the interacting system with a general SOC's. Here, we focus on the 2DEG in a quantum well such as GaAs/AlGaAs.^{6,15,16,21}

In the 2-D semiconductor heterostructures, the Hamiltonian takes the form

$$H = \frac{k^2}{2m} + \mathbf{b}(\mathbf{k}) \cdot \hat{\boldsymbol{\sigma}}, \quad (1)$$

where $\mathbf{b}(\mathbf{k})$ is the effective magnetic field and contains three types of SOC's, namely the linear Rashba^{22,23} SOC and the linear and cubic Dresselhaus²⁴ SOC's which take the form

$$\mathbf{b}^R(\mathbf{k}) = \alpha(-k_y, k_x), \quad (2)$$

$$\mathbf{b}^{D1}(\mathbf{k}) = \beta_1(k_y, k_x), \quad (3)$$

$$\mathbf{b}^{D3}(\mathbf{k}) = -2\beta_3 \cos 2\theta(-k_y, k_x), \quad (4)$$

where k_F is the Fermi wave vector. Here we take θ as the angle between the wave vector \mathbf{k} and the [110] direction which we take to be the local x -axis in our coordinates. The above SOC's split the spin-degenerate bands and dominate the spin dynamics in the 2DEG. The corresponding SOC Hamiltonian takes the form:

$$\hat{H}_{so} = \lambda_1 k_x \sigma_y + \lambda_2 k_y \sigma_x = b_y \sigma_y + b_x \sigma_x, \quad (5)$$

where $\lambda_1 = \alpha + \beta_1 - 2\beta_3 \cos 2\theta$, $\lambda_2 = \beta_1 - \alpha + 2\beta_3 \cos 2\theta$. The retarded (advanced) Green's function of the Hamiltonian in Eq. (1) takes the form

$$G^{R(A)}(E, k) = \frac{(E - \frac{k^2}{2m})\sigma_0 + \mathbf{b}(\mathbf{k}) \cdot \boldsymbol{\sigma}}{(E - \frac{k^2}{2m} \pm i\delta)^2 - b_{so}^2}. \quad (6)$$

The nonequilibrium state of the system can be described by introducing the contour-ordering Green's function in the Keldysh space as

$$\hat{G}(1, 2) = \begin{pmatrix} G^R(1, 2) & G^K(1, 2) \\ 0 & G^A(1, 2) \end{pmatrix}, \quad (7)$$

where 1 and 2 stand for the condensed notation $1 = (\mathbf{x}_1, s_{z1}, t_1)$.

In the presence of these general SOC's, the kinetic part of the quantum Boltzmann equation has the form^{10,25}

$$\begin{aligned} \partial_T G^K + \frac{1}{2} \{ \hat{\mathbf{V}}, \cdot \nabla_{\mathbf{R}} G^K \} + i[\mathbf{b}(\mathbf{k}) \cdot \boldsymbol{\sigma}, G^K] \\ = -i [(\Sigma^R G^K - G^K \Sigma^A) - (G^R \Sigma^K - \Sigma^K G^A)], \end{aligned} \quad (8)$$

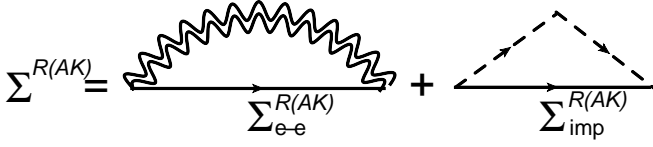


FIG. 2. The two self energy we consider in this work. The double wiggles in the first diagram is the effective e-e interaction in the random phase approximation (RPA). The dashed line in the second diagram represents the impurity scattering.

where $\hat{V} = \frac{\partial H}{\partial k}$, $[\dots, \dots]$ and $\{\dots, \dots\}$ stand for commutation relation and anti-commutation relation respectively, and Σ^R , Σ^A and Σ^K are the retarded, advanced and Keldysh self energy and the corresponding Feynman diagrams are shown in Fig. 2. The self energy of the e-e interaction have the more complicated forms²⁶

$$\begin{aligned}\Sigma_{ee}^{R(A)} &= \underline{G}^K \circ D^{R(A)} + \underline{G}^{R(A)} \circ D^K, \\ \Sigma_{ee}^K &= (\underline{G}^R - \underline{G}^A) \circ (D^R - D^A) + \underline{G}^K \circ D^K,\end{aligned}\quad (9)$$

where the symbol \circ denotes integration over all internal energies and momenta, $D^{R(A,K)}$ are the full dressed propagator of Coulomb interaction²⁶ and $\underline{G}^{R(A,K)}$ is the electron Green's function in the self energy diagram Fig. 2 and its energy and momentum are denoted as E' and k' respectively. The underline is to emphasize its difference to $G^{R(A,K)}$ which is the electron Green's function out of the self energy; i.e. the bare self-energy. In the limit $t_1 = t_2$ and $x_1 = x_2$, $G^K(t_1 = t_2, x_1 = x_2) = 1 - 2\hat{n}(x, t)$ where $\hat{n}(x, t) = \psi^\dagger(x, t)\psi(x, t)$ is the electron density operator.

A. Collision integral of e-e interaction

The treatment of the collision integral contribution from the impurity scattering has been well established.¹⁰ Therefore we will focus on the e-e interaction in the collision integral which may not be as familiar to the readers and which, as shown below, can dominate the electron's momentum relaxation time at finite temperatures, even if it has no direct effect on the total momentum of the system. The first e-e scattering term has the form

$$\begin{aligned}\Sigma_{ee}^R G^K - G^K \Sigma_{ee}^A \\ = (\underline{G}^K \circ (D^R - D^A) + (\underline{G}^R - \underline{G}^A) \circ D^K) G^K.\end{aligned}\quad (10)$$

The Keldysh Green's function can be written as $G^K = G_0^K + \delta G^K$ where G_0^K (δG^K) is the Keldysh Green's function of the equilibrium (non-equilibrium) part. The terms containing the first order of δG^K and $\delta \underline{G}^K$ in Eq. (10) have the form

$$\begin{aligned}(\underline{G}_0^K \circ (D^R - D^A) + (\underline{G}^R - \underline{G}^A) \circ D^K) \delta G^K \\ + \delta \underline{G}_0^K \circ (D^R - D^A) G_0^K \\ = \frac{i}{\tau_{ee}} \delta G^K + \delta \underline{G}^K \circ (D^R - D^A) G_0^K,\end{aligned}\quad (11)$$

where²⁶

$$\begin{aligned}\frac{1}{\tau_{ee}} &= (\underline{G}_0^K \circ (D^R - D^A) + (\underline{G}^R - \underline{G}^A) \circ D^K) \\ &= \int \frac{dE'}{2\pi} \frac{d^2 k'}{(2\pi)^2} (D^R - D^A) (\underline{G}^R - \underline{G}^A) \\ &\quad \times \left(\tanh\left(\frac{E'}{2k_b T}\right) + \coth\left(\frac{\omega}{2k_b T}\right) \right),\end{aligned}\quad (12)$$

with $\omega = E - E'$. Similarly, the non-equilibrium collision integral in the second term on the right hand side of Eq. (8) can be written up to the first order of $\delta \underline{G}^K$ as

$$G^R \delta \Sigma^K - \delta \Sigma^K G^A = \delta \underline{G}^K \circ D^K (G^R - G^A).\quad (13)$$

Substituting Eq. (11),(12),(13) into the right hand side of Eq. (8), the non-equilibrium e-e collision integral has the form

$$I_{ee}(\delta G^K, \delta \underline{G}^K) = I_{ee}(\delta G^K) + \underline{I}_{ee}(\delta \underline{G}^K),\quad (14)$$

where

$$\begin{aligned}I_{ee}(\delta G^K) &= (\underline{G}_0^K \circ (D^R - D^A) + (\underline{G}^R - \underline{G}^A) \circ D^K) \delta G^K \\ &= i \frac{1}{\tau_{ee}} \delta G^K,\end{aligned}\quad (15)$$

and

$$\begin{aligned}\underline{I}_{ee}(\delta \underline{G}^K) &= \delta \underline{G}^K \circ [(D^R - D^A) G_0^K + D^K (G^R - G^A)] \\ &= \delta \underline{G}^K \circ (D^R - D^A) (G^R - G^A) \\ &\quad \times \left(\tanh\left(\frac{E}{2k_b T}\right) + \coth\left(\frac{\omega}{2k_b T}\right) \right).\end{aligned}\quad (16)$$

We note that \underline{I}_{ee} has a similar integrand as the one used in calculating the momentum scattering time of e-e interaction shown in Eq. 12.

Unlike the case of only considering impurity scattering,^{10,13} at finite temperature the collision integral contains inelastic e-e scatterings which scatter the electron to different energy states and make the collision integral of the right hand side of QKE Eq. (8) more complicated. Therefore we first give a brief discussion of the e-e interaction in the 2DEG. In the experiments considered the spin splitting energy Δ_{so} is much smaller than the Fermi energy $\epsilon_F = 400$ K, say $\Delta_{so}/\epsilon_F \ll 1$,¹⁵ and therefore the screening of the Coulomb interaction in this SOC system is treated to be the same as in the non-SOC system. The inverse screening length in the two dimensional system has the form²⁰

$$\kappa_d = \frac{2\pi e^2 N_0}{\epsilon_0},\quad (17)$$

where N_0 is the density of state at the Fermi surface, e is the electron charge and ϵ_0 is the dielectric constant in the vacuum. For the GaAs/AlGaAs, $N_0 = \frac{m^*}{\pi \hbar^2}$ where $m^* = 0.065 m_0$ is the effective mass of the electron in the quantum well and m_0 is the mass of electron in the vacuum.²⁷ In this case, $\kappa_d \approx 3.08 \times 10^8 \text{ cm}^{-1}$, which is much larger than the Fermi wave length $k_F = \sqrt{2\pi n_0} =$

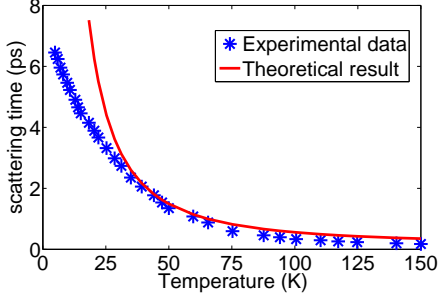


FIG. 3. τ_p vs T . The blue stars are the momentum scattering times extracted from of D_s vs T in the supplementary material in Ref. 15 by using the relation $\tau = 2D_s/v_F^2$ where $v_F = \frac{\hbar k_F}{m^*}$ is the Fermi velocity and is estimated to be 4.32×10^5 m/s. The red line is the theoretical estimate of τ_{e-e} based on the theory of the Ref. 20.

2.24×10^6 cm $^{-1}$, where $n_0 = 8 \times 10^{11}$ cm $^{-2}$ is the density of electrons¹⁵. Therefore the Coulomb interaction is strongly screened in the 2DEG considered in the experiments and we can treat the e-e interaction as angle independent scattering. On the other hand, the peak of the enhanced-life time of the SHM happens around 75 K which is much smaller than the Fermi temperature 400 K.¹⁵ The non-equilibrium electrons distribute around the Fermi surface within the energy range of $k_B T$, where k_B is the Boltzmann constant and T here is the system temperature without confusing it with the time variant T in Eq. (8). Therefore the non-equilibrium electrons around the turning point 75 K is in the regime $\epsilon_F \gg k_B T \gg |\epsilon_k - \epsilon_F|$, where ϵ_F is the Fermi energy and ϵ_k is the electron energy with momentum k . The e-e scattering time in this regime is estimated theoretically as²⁰

$$\frac{1}{\tau_{ee}} = \frac{\pi \epsilon_F}{8\hbar} \left(\frac{k_B T}{\epsilon_F} \right)^2 \ln \frac{\epsilon_F}{k_B T}. \quad (18)$$

It is noted that the e-e scattering time in Eq. (18) is independent on the energy of the electrons and there is only one parameter, ϵ_F , that we need from the experimental data to estimate the e-e scattering time. In Fig. 3, we compare the momentum scattering time extracted from the experimental data in the supplementary material in Ref. 15 and the theoretically estimate based on Eq. (18). They match very well when the temperature is above 30 K. The mismatch below 30 K is because the non-equilibrium electrons excited by the optical field are beyond the energy range of $k_B T$ around the Fermi surface in the case of $T < 30$ K and Eq. (18) fails in this temperature regime. However, in a wide temperature regime, from 30 K to 150 K, Fig. 3 indicates that the momentum scattering time felt by the spin relaxation is dominated by the e-e scattering time which is consistent with the spin Coulomb drag^{4,5} observed in the Ref. 6. Therefore, in the following discussion at finite $T > 30$ K, we can safely neglect the impurity scattering in our theory even

though it can be trivially incorporate when extending the results to lower temperatures.

B. Thermal average quantum kinetic equation

In the equilibrium state, the Keldysh Green's function satisfies²⁵

$$\hat{G}_0^K(E, \mathbf{k}) = (\hat{G}^R - \hat{G}^A) \tanh\left(\frac{E - \epsilon_F}{2k_B T}\right). \quad (19)$$

When the quasiparticle approximation is valid, the Keldysh Green's function in the $E - \mathbf{k}$ space is still a peak even in the non-equilibrium state and has the form

$$\hat{G}^K(E, \mathbf{k}; T, \mathbf{R}) = -2\pi i \delta(E - \epsilon_k) \hat{h}, \quad (20)$$

where $\hat{h}(\mathbf{k}, R, T)$ is the distribution function, defined as

$$\begin{aligned} \hat{h}_{\mathbf{k}}(\mathbf{R}, T) &= - \int_{-\infty}^{\infty} \frac{dE}{2\pi i} \hat{G}_{\mathbf{k}, E}^K(\mathbf{R}, T) \\ &= g_c \sigma_0 + g_x \sigma_x + g_y \sigma_y + g_z \sigma_z. \end{aligned} \quad (21)$$

In the linear response limit, the non-equilibrium distribution function takes the form

$$\hat{h}_{\mathbf{k}}(R, T) = - \frac{f'(\epsilon_k)}{N_0} \hat{g}(\theta, R, T), \quad (22)$$

where N_0 is the density of state, θ is the angle between \mathbf{k} and the x axis, and

$$\hat{g} = \int N_0 d\epsilon_k \hat{h}_{\mathbf{k}}(R, T) \quad (23)$$

is the thermal average distribution function. We also introduce the density operator

$$\begin{aligned} \hat{\rho}(E, \mathbf{R}, T) &= i \int \frac{dE}{2\pi} \frac{d^2 k}{(2\pi)^2} G_{\mathbf{k}, E}^K(\mathbf{R}, T) \\ &= \int \frac{d^2 k}{(2\pi)^2} \hat{h}_{\mathbf{k}}(\mathbf{R}, T) \\ &= \int \frac{d\theta}{2\pi} \int N_0 \hat{h}_{\mathbf{k}}(\mathbf{R}, T) d\epsilon_k \\ &= \int \frac{d\theta}{2\pi} \hat{g}(\theta, \mathbf{R}, T). \end{aligned} \quad (24)$$

Multiplying by $-\frac{N_0}{2\pi}$ and integrating over ϵ_k and E on both sides of Eq. (8), the left hand side takes the form

$$\partial_T \hat{g} + \nabla_{\mathbf{R}} \cdot \left\{ \frac{1}{2} \overline{\hat{\mathbf{V}}}, \hat{g} \right\} + i \overline{\hat{\mathbf{b}}} \cdot \hat{\sigma}, \hat{g} + \frac{\hat{g}}{\tau_{ee}}, \quad (25)$$

where

$$\begin{aligned} \overline{\hat{\mathbf{V}}} &= \int -f'(\epsilon_k) \hat{V}(\mathbf{k}) d\epsilon_k = \hat{V}(\overline{\mathbf{k}}, \theta), \\ \overline{\hat{\mathbf{b}}} &= \int -f'(\epsilon_k) \mathbf{b}(\mathbf{k}) d\epsilon_k = \overline{\mathbf{b}}(\overline{\mathbf{k}}, \overline{k^3}, \theta), \end{aligned} \quad (26)$$

and the right hand side takes the form

$$\begin{aligned}
& - \int N_0 d\epsilon_k \frac{dE}{2\pi i} \underline{L}_{ee} = - \int N_0 d\epsilon_k \frac{dE}{2\pi i} \frac{dE'}{2\pi} \frac{d^2 k'}{(2\pi)^2} \times \\
& \delta \underline{G}^K (D^R - D^A) (G^R - G^A) \\
& \times \left(\tanh\left(\frac{E}{2k_b T}\right) + \coth\left(\frac{\omega}{2k_b T}\right) \right) \\
& = - \int \frac{dE'}{2\pi} \frac{d^2 k'}{(2\pi)^2} \delta \underline{G}^K \times \int \frac{dE}{2\pi} N_0 d\epsilon_k (D^R - D^A) \\
& \times (G^R - G^A) \left(\tanh\left(\frac{E}{2k_b T}\right) + \coth\left(\frac{\omega}{2k_b T}\right) \right) \\
& \approx \hat{\rho}(R, T) \times \frac{1}{\tau_{ee}}. \tag{27}
\end{aligned}$$

Therefore, the kinetic equation in Eq. (8) is converted to the equation of the thermal average distribution $\hat{g}(\theta, \mathbf{R}, T)$ and the density function $\hat{\rho}(\mathbf{R}, T)$ which takes the form

$$\partial_T \hat{g} + \nabla_{\mathbf{R}} \cdot \left\{ \frac{1}{2} \overline{\mathbf{V}}, \hat{g} \right\} + i[\overline{\mathbf{b}} \cdot \hat{\sigma}, \hat{g}] + \frac{\hat{g}}{\tau_{ee}} = \frac{\hat{\rho}(\mathbf{R}, T)}{\tau_{ee}} \tag{28}$$

Eq. (28) gives the coupled kinetic equation of the thermal average distribution function \hat{g} and the density matrix $\hat{\rho}(\mathbf{R}, T)$. However, the spin-charge dynamic equation normally is the equation of the density $\hat{\rho}$. Therefore it is necessary to convert Eq. (28) to an equation only containing $\hat{\rho}$. This is not easily done in the presence of SOCs. Mishchenko *et al.*¹⁰ treated the gradient term $\nabla \hat{G}^K$, as a perturbation and developed a self consistent method to derive the diffusion equation to any order of $\nabla \hat{g}$ in principle. However this method is restricted to the Rashba SOC and becomes harder when calculating the higher order gradient terms or considering the linear and cubic Dresselhaus SOC.

Bernevig *et al.*¹³ pointed out that in the ballistic regime $ql > 1$, where q is the spin-charge wave length and l is the mean free path, we have to consider the higher order gradient terms $\nabla \hat{G}^K$. This means that in the ballistic regime, the spin-charge dynamic equation is not dominated by the second order of the spacial differential operators ∇^2 but one needs to consider the infinite summation over the gradient expansion. However, this can only be done for the very special case when $\alpha = \beta_1$ and $\beta_3 = 0$.¹³ For a generic SOC, it is a daunting task to evaluate the infinite summation. Therefore in this work, we abandon the idea of the gradient expansion of $\nabla \hat{G}^K$ and provide a different way to obtain the spin-charge dynamic equation for the general SOCs.

C. Spin-charge density dynamic equation valid in both weak and strong SOC regime

The thermal average distribution function and density matrix can be generally written as

$$\begin{aligned}
\hat{g} &= g_c \sigma_0 + g_x \sigma_x + g_y \sigma_y + g_z \sigma_z, \\
\hat{\rho} &= \rho_c \sigma_0 + \rho_x \sigma_x + \rho_y \sigma_y + \rho_z \sigma_z. \tag{29}
\end{aligned}$$

The third term on the left hand side of Eq. (28) has the form

$$[\overline{b}_x \sigma_x + \overline{b}_y \sigma_y, \hat{g}] = 2i \left((\overline{b}_x g_y - \overline{b}_y g_x) \sigma_z - \overline{b}_x g_z \sigma_y + \overline{b}_y g_z \sigma_x \right). \tag{30}$$

This couples the different spin components and generates spin precession. The second term on the left hand side of Eq. (28) contains the SOC velocity operators $\hat{v}_{so} = \partial H_{so} / \partial \mathbf{k}$ which gives

$$\begin{aligned}
& \{ \lambda_1 \sigma_y \partial_x + \lambda_2 \sigma_x \partial_y, \hat{g} \} \\
& = (\lambda_1 \partial_x g_y + \lambda_2 \partial_y g_x) \sigma_0 + \lambda_1 \partial_x g_c \sigma_y + \lambda_2 \partial_y g_c \sigma_x. \tag{31}
\end{aligned}$$

This couples the charge and spin through the finite $\nabla \hat{g}$ which indicates non-uniform charge or spin distribution in real space. The other terms of Eq. (30) do not couple spin or charge components. If we multiply σ_i where $i = 0, x, y, z$ and calculate the trace, using the fact that $\text{Tr}(\sigma_i \sigma_j) / 2 = \delta_{ij}$, Eq. (28) can be rewritten as

$$\begin{aligned}
& \left(\left(\partial_T + \frac{1}{\tau} + \frac{\overline{\mathbf{k}}}{m} \cdot \nabla \right) g_c + \lambda_1 \partial_x g_y + \lambda_2 \partial_y g_x \right) \sigma_0 = \frac{\rho_c}{\tau} \sigma_0, \\
& \left(\left(\partial_T + \frac{1}{\tau} + \frac{\overline{\mathbf{k}}}{m} \cdot \nabla \right) g_x + \lambda_2 \partial_y g_c + 2i \overline{b}_y g_z \right) \sigma_x = \frac{\rho_x}{\tau} \sigma_x, \\
& \left(\left(\partial_T + \frac{1}{\tau} + \frac{\overline{\mathbf{k}}}{m} \cdot \nabla \right) g_y + \lambda_1 \partial_x g_c - 2i \overline{b}_x g_z \right) \sigma_y = \frac{\rho_y}{\tau} \sigma_y, \\
& \left(\left(\partial_T + \frac{1}{\tau} + \frac{\overline{\mathbf{k}}}{m} \cdot \nabla \right) g_z + 2i (\overline{b}_x g_y - \overline{b}_y g_x) \right) \sigma_z = \frac{\rho_z}{\tau} \sigma_z, \tag{32}
\end{aligned}$$

where $\overline{\mathbf{k}}$ is the thermal average of the momentum. Above we have multiplied again by the corresponding matrix to remind ourselves of which component belongs to which. Hence, we can obtain the 4×4 kinetic equation of the coefficients $g_{c(x,y,z)}$ and $\rho_{c(x,y,z)}$ which takes the form

$$\hat{K} \begin{pmatrix} g_c \\ g_x \\ g_y \\ g_z \end{pmatrix} = \begin{pmatrix} \rho_c \\ \rho_x \\ \rho_y \\ \rho_z \end{pmatrix}, \tag{33}$$

where

$$\hat{K} = \begin{pmatrix} \tilde{\Omega} & -i\lambda_2 q_y \tau & i\lambda_1 q_x \tau & 0 \\ -i\lambda_2 q_y \tau & \tilde{\Omega} & 0 & -2\overline{b}_y \tau \\ i\lambda_1 q_x \tau & 0 & \tilde{\Omega} & 2\overline{b}_x \tau \\ 0 & 2\overline{b}_y \tau & -2\overline{b}_x \tau & \tilde{\Omega} \end{pmatrix}, \tag{34}$$

$\tilde{\Omega} = 1 - i\omega\tau + \mathbf{q} \cdot \mathbf{v}\tau$, and θ is angle between \mathbf{k} and the x -axis. Here we have Fourier transformed ∂_T and $\partial_{x(y)}$ to $-i\omega$ and $iq_{x(y)}$ which are the frequency and wave-vector of the spin polarization wave in the experiments. To further obtain the spin dynamic equation, we simply multiply \hat{K}^{-1} on both sides of Eq. (28) and integrate out the angle θ . The inverse of \hat{K} is easily obtained for the generic SOCs because it is just the inverse of a 4×4

matrix. This provides a way to derive the spin dynamic equation in the presence of the general SOCs.

Before discussing the spin dynamic equation, we would like to emphasize two advantages of our method. First, the inverse of the matrix \hat{K} is equivalent to the infinite summation of the gradient expansion but much easier to be calculated exactly. In the Sec. IV, it is shown that in the case of $\alpha = \beta_1$ and $\beta_3 = 0$, we obtain the same spin dynamics modes to those obtained by the infinite summation of the gradient expansion of $\nabla \hat{G}^K$.¹³ Second, we need not to guess the form of the non-equilibrium distribution function \hat{g} before we obtain the spin dynamics equation. The non-equilibrium distribution function is often expanded on spherical harmonics (Eq. (7.79) in Ref.25) before we solve the kinetic equation. Normally in the system without SOCs, it is enough to stop the expansion on the first order of the spherical harmonics. However, in the presence of the SOCs, especially considering the cubic Dresselhaus SOC, the distribution function may contain the spherical harmonics up to third order. Therefore it is very difficult and complicated to guess the correct form of the non-equilibrium distribution function by expanding it to the right order in spherical harmonics. Our method does not have this difficulty and is approximate to considering all possible spherical harmonics in the non-equilibrium distribution function.

To simplify our discussion of the spin dynamic equation, we consider the spin wave vector only along the x -direction and take $q_y = 0$. Because $q \ll k_F$, the spin-charge coupling terms $i\lambda_{1(2)}q_{x(y)}\tau$ are much smaller than the spin-spin coupling terms $i\lambda_{1(2)}k\tau$ in Eq. (34) and we neglect the spin-charge coupling and only focus on the spin-space of Eq. (34). In this case, using the definition Eq. (24) the spin-charge dynamic equation of the density coefficient $\rho_{c(x,y,z)}$ can be obtained as

$$\int \frac{d\theta}{2\pi} \begin{pmatrix} g_x \\ g_y \\ g_z \end{pmatrix} = \begin{pmatrix} \rho_x \\ \rho_y \\ \rho_z \end{pmatrix} = \hat{D} \begin{pmatrix} \rho_x \\ \rho_y \\ \rho_z \end{pmatrix}, \quad (35)$$

where $\hat{D} = \int \frac{d\theta}{2\pi} \hat{K}_s^{-1}$ and \hat{K}_s^{-1} takes the form

$$\hat{K}_s^{-1} = \frac{\begin{pmatrix} \tilde{\Omega}^2 + 4\bar{b}_x^2\tau^2 & 4\bar{b}_x\bar{b}_y\tau^2 & 2\bar{b}_y\tau\tilde{\Omega} \\ 4\bar{b}_x\bar{b}_y\tau^2 & \tilde{\Omega}^2 + 4\bar{b}_y^2\tau^2 & -2\bar{b}_x\tau\tilde{\Omega} \\ -2\bar{b}_y\tau\tilde{\Omega} & 2\bar{b}_x\tau\tilde{\Omega} & \tilde{\Omega}^2 \end{pmatrix}}{\tilde{\Omega}^3 + 4\bar{b}^2\tau^2\tilde{\Omega}}. \quad (36)$$

Eq. (35) describes the spin dynamics in the frequency-momentum space at finite temperature and any strength of the SOC. This is the key result of our theory.

III. SPIN DYNAMICS IN THE WEAK SOC REGIME AT FINITE T

In this section, we focus on the spin dynamics in the weak SOC regime which is found at temperatures above 35 K in the experiments considered.¹⁵

A. Only DP spin relaxation mechanism

In the regime where $\lambda_{1(2)}k\tau \ll 1$, $ql \ll 1$, defined as the weak SOC regime, the spin-charge dynamic equation can be written as

$$(-i\tilde{\omega} + \frac{1}{2}(\tilde{q}_x^2 + \tilde{q}_y^2)) \begin{pmatrix} \rho_x \\ \rho_y \\ \rho_z \end{pmatrix} + \hat{D}_{so} \begin{pmatrix} \rho_x \\ \rho_y \\ \rho_z \end{pmatrix} = 0, \quad (37)$$

where

$$\hat{D}_{so} = \begin{pmatrix} \tilde{\Omega}_{so}^2(\frac{1}{2} + \tilde{\alpha}\tilde{\beta}) & 0 & i(\tilde{\alpha} + \tilde{\beta})\tilde{\Omega}_{so}\tilde{q}_x \\ 0 & \tilde{\Omega}_{so}^2(\frac{1}{2} - \tilde{\alpha}\tilde{\beta}) & i(\tilde{\alpha} - \tilde{\beta})\tilde{\Omega}_{so}\tilde{q}_y \\ -i(\tilde{\alpha} + \tilde{\beta})\tilde{\Omega}_{so}\tilde{q}_x & -i(\tilde{\alpha} - \tilde{\beta})\tilde{\Omega}_{so}\tilde{q}_y & \tilde{\Omega}_{so}^2 \end{pmatrix},$$

$$\tilde{\alpha} = \frac{\alpha}{\sqrt{\alpha^2 + (\beta_1 - \beta_3)^2 + \beta_3^2}},$$

$$\tilde{\beta} = \frac{\beta_1 - \beta_3}{\sqrt{\alpha^2 + (\beta_1 - \beta_3)^2 + \beta_3^2}}, \quad (38)$$

$\tilde{\omega} = \omega\tau$, $\tilde{q}_{x(y)} = q_{x(y)}v\tau$, $\tilde{\Omega}_{so} = \Omega_{so}\tau$ and $\Omega_{so} = 2\sqrt{\alpha^2 + (\beta_1 - \beta_3)^2 + \beta_3^2}k_F$ is the spin precession frequency due to the SOC. The first term on the left hand side of Eq. (37) is the normal diffusion equation without SOCs. The second term corresponds to the average torque exerted by the SOC in the momentum space which gives the correction of the diffusion equation due to the generic SOCs. The detailed calculation of the elements of the matrix \hat{D} is shown in App. C.

Our spin diffusion equation, Eq. (37), is equivalent to the spin diffusion equation in Ref. 12 at zero temperature where $k = k_F$. However only considering D-P mechanism is not enough to explain the temperature dependence of the enhanced-lifetime of the SHM,¹⁵ which first increases with increasing temperature from 5 K to 75 K and then decreased with further increasing temperature. Because the density of states is a constant for the 2DEG, the chemical potential shift at finite temperature is of the order of $(\frac{kT}{E_F})^4 = 0.0039$ when $T = 100$ K according to the Sommerfeld expansion. Our numerical calculation gives $E_f = 398.15$ K at $T = 100$ K which is consistent to the analytical prediction. Assuming that $\chi(E) = -f'(E)$, at $T = 100$ K we have

$$\bar{k} = \int dE -f'(E)k = 0.98k_F,$$

$$\bar{k}^3 = \int dE -f'(E)k^3 = 1.1k_F^3, \quad (39)$$

which proves that the thermal average \bar{k} and \bar{k}^3 are not changed too much from 0 K to 100 K. Therefore the increase of the thermal average cubic Dresselhaus SOC is not sufficiently strong to account for the non-monotonic T -dependence of the enhanced-lifetime of the SHM. Another evidence for this statement is from Fig. 3 (c) in Ref. 15. The mobility is reduced to avoid the ballistic crossover and the spin life time is measured in five different temperatures as a function of spin polarized wave

vector q . It is found that at $q = 1.26 \times 10^4 \text{ cm}^{-1}$, which is close to the SU(2) points, the spin life time is the maximum at the lowest temperature 5 K and minimum at the highest temperature 250 K. When q is away from the SU(2) point such as $q = 0$ or $q = 2.5 \times 10^4 \text{ cm}^{-1}$, the spin life time is the minimum at the lowest temperature 5 K and maximum at the highest temperature 250 K. As a result, when q is far away from the SU(2) point, the enhanced-lifetime of spin helix mode matches the description of D-P mechanism that the spin life time is inversely proportional to the momentum scattering time. When q is close to the SU(2) point, the turning point, at which the spin life time changes from increasing to decreasing with increasing temperature, is lower than 5 K. The turning point at such low temperature can not be the consequence of the thermal average of the cubic Dresselhaus SOC.¹⁵

B. EY mechanism in the 2DEG with the e-e interaction

Because D-P mechanism is not sufficient to account for the T -dependence of the SHM life time, we have to consider the E-Y mechanism which is proportional to the momentum scattering time, opposite to the case of D-P mechanism. There are two processes involved: that of Elliott²⁸ and that of Yafet²⁹. In the Elliott process, the scattering potential is spin independent. The spin flip is due to the SOC on the Bloch state, say the admixture of the Pauli up and down spins through the coupling between the conduction and valence bands. In the Yafet process spin flips come directly from the scattering potential with the well known form $\frac{\hbar}{4m_0c^2}(\nabla V \times \mathbf{P}) \cdot \boldsymbol{\sigma}$ so that the potential alone couples opposite spins. In the GaAs/AlGaAs 2DEG, as shown in App. A, the Elliott mechanism is much larger than the Yafet mechanism. As a result, in the following discussion, we only consider the Elliott processes. The Elliott mechanism can be derived from the unitary transformation matrix based on the Löwdin partitioning.²⁷ The coordinate \mathbf{r} after unitary transformation takes the form³⁰

$$\begin{aligned} \mathbf{r}_{eff} &= \mathbf{r} - \frac{P^2}{3} \left(\frac{1}{E_0^2} - \frac{1}{(E_0 + \Delta_0)^2} \right) \mathbf{k} \times \boldsymbol{\sigma} = \mathbf{r} - \gamma \mathbf{k} \times \boldsymbol{\sigma}, \\ \gamma &= \frac{P^2}{3} \left(\frac{1}{E_0^2} - \frac{1}{(E_0 + \Delta_0)^2} \right) \mathbf{k} \times \boldsymbol{\sigma}, \end{aligned} \quad (40)$$

where $P = \frac{i\hbar^2}{m_0} < S | \nabla | R >$, $|S\rangle$ is the s-wave like local orbital state, $R = X, Y, Z$ are the p-wave like local orbital states, E_0 is the band gap between Γ_6^- conduction band and Γ_8^+ valence band and Δ_0 is the SOC gap between the bands of Γ_7^+ and Γ_8^+ .²⁷ Any coordinates dependent potential will be modified by the second term in Eq. (40). For example, the impurity scattering potential has the

form

$$V_{imp}(\mathbf{r}_{eff}) = V_{imp}(\mathbf{r}) - \gamma(\nabla_{\mathbf{r}} V_{imp}(\mathbf{r}) \times \mathbf{k}) \cdot \boldsymbol{\sigma}, \quad (41)$$

and the Coulomb interaction now has the form

$$\begin{aligned} V_{e-e}(\mathbf{r}_{1eff}, \mathbf{r}_{2eff}) &= V_{e-e}(\mathbf{r}_1, \mathbf{r}_2) - \gamma(\nabla_{\mathbf{r}_1} V_{e-e} \times \mathbf{k}_1) \cdot \boldsymbol{\sigma} \\ &\quad - \gamma(\nabla_{\mathbf{r}_2} V_{e-e} \times \mathbf{k}_2) \cdot \boldsymbol{\sigma}, \end{aligned} \quad (42)$$

where the subscripts 1 and 2 of the space coordinates represent the two interacting electrons respectively. Therefore the spin-orbit coupled scattering potential has the form

$$\hat{V}_{so}(\mathbf{r}) = -\gamma(\nabla_{\mathbf{r}} V(\mathbf{r}) \times \mathbf{k}) \cdot \boldsymbol{\sigma}, \quad (43)$$

where $V(\mathbf{r}) = (V_{imp} + V_{e-e})$ is the spin independent momentum scattering potential. The spin relaxation rate due to the E-Y mechanism in the 3D bulk material has the form³¹

$$\frac{1}{\tau_{EY}(\epsilon_k)} = A \left(\frac{\Delta_0}{E_0 + \Delta_0} \right)^2 \left(\frac{\epsilon_k}{E_0} \right)^2 \frac{1}{\tau(\epsilon_k)}, \quad (44)$$

where the numerical factor A is of the order of 1 and dependent on the scattering mechanism³¹ such as e-e interaction³² and $\tau(\epsilon_k)$ is the momentum scattering time at energy ϵ_k . Because the non-equilibrium electrons distribute around the Fermi surface within the energy range $k_B T$, the e-e scattering time is independent on the energy ϵ_k according to Eq. (18) and is labeled as τ . In the 2DEG, the momentum k_z is quantized. In this case, although the average of $\langle k_z \rangle = 0$, $\langle k_z^2 \rangle \approx (\frac{\pi}{d})^2$ which gives the linear Dresselhaus SOC.¹⁵ For the same reason, when considering E-Y mechanism, we also assume $\langle k_z^2 \rangle \approx (\frac{\pi}{d})^2$ where d is the width of the quantum well. Therefore, the E-Y mechanism in the 2DEG can be written as

$$\begin{aligned} \frac{1}{\tau_{EY,x}} &= \frac{1}{\tau_{EY,y}} = A \left(1 + \frac{2\langle k_z^2 \rangle}{k_F^2} \right) \left(\frac{\Delta_0}{E_0 + \Delta_0} \right)^2 \left(\frac{\epsilon_k}{E_0} \right)^2 \frac{1}{\tau}, \\ \frac{1}{\tau_{EY,z}} &= A \frac{4\langle k_z^2 \rangle}{k_F^2} \left(\frac{\Delta_0}{E_0 + \Delta_0} \right)^2 \left(\frac{\epsilon_k}{E_0} \right)^2 \frac{1}{\tau}, \end{aligned} \quad (45)$$

where $\tau_{EY,x(y,z)}$ are the spin relaxation time for the spin polarization along x, y, z direction respectively due to the E-Y mechanism. Appendix A gives the detailed derivation of the E-Y mechanism in the systems considered here.

C. Temperature dependence of the spin relaxation modes

In this sub-section, we show that the temperature dependence of the spin relaxation modes, especially the enhanced-lifetime of the SHM, is the consequence of the competition between the D-P and E-Y mechanisms. By adding the E-Y mechanism on the Eq. (37), the spin-charge dynamics containing both D-P and E-Y mechanism takes the form

$$(-i\tilde{\omega} + \frac{1}{2}(\tilde{q}_x^2 + \tilde{q}_y^2)) \begin{pmatrix} n_x \\ n_y \\ n_z \end{pmatrix} + \begin{pmatrix} \tilde{\Omega}_{so}^2(\frac{1}{2} + \tilde{\alpha}\tilde{\beta}) + \kappa_1^{\parallel} & 0 & i(\tilde{\alpha} + \tilde{\beta})\tilde{\Omega}_{so}\tilde{q}_x \\ 0 & \tilde{\Omega}_{so}^2(\frac{1}{2} - \tilde{\alpha}\tilde{\beta}) + \kappa_1^{\parallel} & i(\tilde{\alpha} - \tilde{\beta})\tilde{\Omega}_{so}\tilde{q}_y \\ -i(\tilde{\alpha} + \tilde{\beta})\tilde{\Omega}_{so}\tilde{q}_x & -i(\tilde{\alpha} - \tilde{\beta})\tilde{\Omega}_{so}\tilde{q}_y & \tilde{\Omega}_{so}^2 + \kappa_1^{\perp} \end{pmatrix} \begin{pmatrix} n_x \\ n_y \\ n_z \end{pmatrix} = 0. \quad (46)$$

where

$$\begin{aligned} \kappa_1^{\parallel} &= A(1 + \frac{2\langle k_z^2 \rangle}{k_F^2}) \left(\frac{\Delta_0}{E_0 + \Delta_0} \right)^2 \left(\frac{\epsilon_k}{E_0} \right)^2, \\ \kappa_1^{\perp} &= A \frac{4\langle k_z^2 \rangle}{k_F^2} \left(\frac{\Delta_0}{E_0 + \Delta_0} \right)^2 \left(\frac{\epsilon_k}{E_0} \right)^2. \end{aligned} \quad (47)$$

Here, according to Eq. (39), we take the thermal average of the momentum $\bar{k} = k_F$. To simplify our discussion, we assume that the spin polarization is uniform in y direction and non-uniform in x -direction with finite \tilde{q}_x . In this case the spin polarization along y -direction is not coupled to other two components of spin polarization. Based on the Eq. (46), the eigen-mode of the spin polarization along y -direction, has the form

$$i\tilde{\omega}_y = \frac{1}{2}\tilde{q}_x^2 + \tilde{\Omega}_{so}^2(\frac{1}{2} - \tilde{\alpha}\tilde{\beta}) + \kappa_1^{\parallel}, \quad (48)$$

where $\tilde{\omega}_y$ is the normalized eigen-frequency of spin polarization along y -direction. At the $SU(2)$ symmetric point,¹¹ where $\alpha = \beta_1$ and $\beta_3 = 0$, $(1/2 - \tilde{\alpha}\tilde{\beta}) = 0$ and the effect of the D-P mechanism on the spin polarization along y -direction is zero. This is consistent to the fact that the effective magnetic field due to SOC in this case is always along the y -direction.

Next we focus on the other two spin dynamic modes which have the form

$$\begin{aligned} i\tilde{\omega}_{\pm} &= \kappa_1^s + \frac{1}{2}\tilde{q}_x^2 + \tilde{\Omega}_{so}^2(\frac{3}{4} + \frac{\tilde{\alpha}\tilde{\beta}}{2}) \\ &\pm \sqrt{\left(\tilde{\Omega}_{so}^2(\frac{\tilde{\alpha}\tilde{\beta}}{2} - \frac{1}{4}) + \kappa_1^a \right)^2 + (\tilde{\alpha} + \tilde{\beta})^2 \tilde{\Omega}_{so}^2 \tilde{q}_x^2}, \\ \kappa_1^s &= \frac{\kappa_1^{\parallel} + \kappa_1^{\perp}}{2} \quad \text{and} \quad \kappa_1^a = \frac{\kappa_1^{\parallel} - \kappa_1^{\perp}}{2} \end{aligned} \quad (49)$$

where $\tilde{\omega}_{\pm}$ are the normalized eigen frequencies of the reduced- and enhanced-lifetime of the two SHMs¹⁵ respectively. The maximum enhanced-lifetime of the SHM happens when $\alpha = \beta_1$, $\beta_3 = 0$ and $q = 4m_{eff}\alpha = Q$. In this case, we have $\tilde{\alpha} = \tilde{\beta} = \alpha/\sqrt{\alpha^2 + \beta_1^2} = \frac{\sqrt{2}}{2}$ and $\tilde{q} = 4m_{eff}\alpha v_F \tau = \sqrt{2}\tilde{\Omega}_{so}\tau = \sqrt{2}\tilde{\Omega}_{so}$. However, in the material such as GaAs, the cubic Dresselhaus SOC is the consequence of bulk inversion asymmetry (BIA) and is inevitable. When considering the cubic Dresselhaus SOC, the maximum spin life time is observed at $\beta_1 - \beta_3 = \alpha$ ¹⁵ which is consistent to the theoretical prediction at zero temperature.¹² When $\beta_3 \ll \alpha$, the maximum enhanced-lifetime of the SHM is still at $Q = 4m_{eff}\alpha$ shown in Fig. 4. As a result, the Rashba SOC strength can be

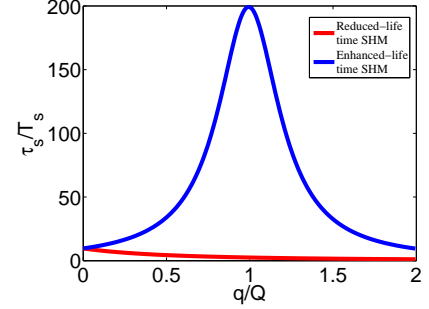


FIG. 4. The reduced-lifetime and enhanced-lifetime of the SHMs. The x axis is the spin wave vector normalized by $Q = 4m_{eff}\alpha$ and the y axis is the spin life time normalized by the spin precession period $T_s = \frac{2\pi}{\Omega_{so}}$. $\Omega_{so}\tau = 0.1$ is taken to satisfy the weak SOC condition and $\beta_3/\beta_1 = 0.16$ from the experimental data.¹⁵ The maximal enhanced-lifetime is still very close to Q although the cubic Dresselhaus SOC is nonzero.

detected by the relation $\alpha = Q/4m_{eff}$ which gives

$$\begin{aligned} \Omega_{so} &= 2\sqrt{\alpha^2 + (\beta_1 - \beta_3)^2 + \beta_3^2}k_F \\ &\approx 2\sqrt{2}\alpha k_F = \frac{Qk_F}{\sqrt{2}m_{eff}}. \end{aligned} \quad (50)$$

Taking $q_x = 4m_{eff}\alpha$ and substituting the above relation to Eq. (48), we obtain the reduced- and enhanced-lifetime of the SHMs as

$$i\omega_{\pm} = \frac{\kappa_1^s}{\tau} + \kappa_2^{\pm}\tau, \quad (51)$$

$$\kappa_2^{\pm} = \Omega_{so}^2 \left(\frac{7}{4} + \frac{\tilde{\alpha}^2}{2} \pm \sqrt{\left(\left(\frac{\tilde{\alpha}^2}{2} - \frac{1}{4} \right) + \frac{\kappa_1^a}{\Omega_{so}^2} \right)^2 + 8\tilde{\alpha}^2} \right), \quad (52)$$

where \pm is corresponding to the reduced- and enhanced-lifetime of the SHMs respectively.

We plot the enhanced-lifetime of the spin helix mode in Fig. 1 and compare our theoretical calculation with Fig. 3 (a) in the Ref. 15. The system we are considering is the GaAs/AlGaAs quantum well in Ref. 15. Its width is 11nm which gives $\beta_3/\beta_1 = \langle k_F^2 \rangle / 4\langle k_z^2 \rangle = 0.16$.¹⁵ Therefore, in this system, $\beta_1 - \beta_3 = \alpha \gg \beta_3$ and Ω_{so} is estimated to be 0.356 THz based on the Eq. (50). The band gap $E_0 = 1.519$ eV, $\Delta_0 = 0.341$ eV. To fit the experimental data, Fig. 1, the only fitting parameter we choose is $A = 4.0$ which is the order of 1 and consistent to the estimate in the Ref. 31.

Based on the Eq. (51), both the reduced- and the enhanced-lifetime of the SHMs have a maximal spin life

time as a result of the competition between the D-P and E-Y mechanism. The critical momentum scattering times τ_c^\pm when the spin life time reach its maximum take the value

$$\begin{aligned}\tau_c^+ &= \sqrt{\frac{\kappa_1^s}{\kappa_+}} = 0.029\text{ps}, \\ \tau_c^- &= \sqrt{\frac{\kappa_1^s}{\kappa_-}} = 0.51\text{ps}.\end{aligned}\quad (53)$$

This is the result of the competition of E-Y and D-P mechanisms. It is noted that $\tau_+ \ll \tau_-$ which indicates the reduced-lifetime needs much higher temperature than the enhanced-lifetime to reach its maximum. Actually $\tau_c^+ = 0.029$ ps is smaller than the minimum momentum scattering time 0.04 ps estimated from the spin life time of the enhanced SHM is 100 ps at $T = 300$ K based on the Eq. (52). This is why the reduced-lifetime of the SHM increase monotonically with increasing T .

IV. SPIN RELAXATION IN THE STRONG SOC REGIME

In this section we show that our theory can reproduce the theoretical results of the spin relaxation in the case of $\alpha = \beta_1$, $\beta_3 = 0$ and in the case of only Rashba or linear Dresselhaus SOC in the strong SOC regime at zero temperature.^{13,14}

A. $\alpha = \beta_1$

The persistent SHM occurs in the case of $\alpha = \beta_1$, $\beta_3 = 0$ and q is along x -direction. In this case, the elements of the matrix \hat{D} , corresponding to the reduced- and enhanced-lifetime of the SHMs, in the spin-charge dynamic Eq. (35) take the form

$$\begin{aligned}D_{11} = D_{33} &= \frac{1}{2\sqrt{(1-i\tilde{\omega})^2 + (\tilde{q}_x + \tilde{\Omega}_{so})^2}} \\ &+ \frac{1}{2\sqrt{(1-i\tilde{\omega})^2 + (\tilde{q}_x - \tilde{\Omega}_{so})^2}}, \\ D_{13} = -D_{31} &= \frac{i}{2\sqrt{(1-i\tilde{\omega})^2 + (\tilde{q}_x + \tilde{\Omega}_{so})^2}} \\ &- \frac{i}{2\sqrt{(1-i\tilde{\omega})^2 + (\tilde{q}_x - \tilde{\Omega}_{so})^2}},\end{aligned}\quad (54)$$

where $\tilde{\Omega}_{so} = 2\lambda_1 k_F \tau$. The eigenmodes satisfy the equation

$$\begin{aligned}(1 - D_{11})^2 + D_{13}^2 &= \frac{\left(-1 + \sqrt{(1-i\tilde{\omega})^2 + (\tilde{q}_x - \tilde{\Omega}_{so})^2}\right)}{\sqrt{(1-i\tilde{\omega})^2 + (\tilde{q}_x - \tilde{\Omega}_{so})^2}} \\ &\times \frac{\left(-1 + \sqrt{(1-i\tilde{\omega})^2 + (\tilde{q}_x + \tilde{\Omega}_{so})^2}\right)}{\sqrt{(1-i\tilde{\omega})^2 + (\tilde{q}_x + \tilde{\Omega}_{so})^2}} = 0,\end{aligned}\quad (55)$$

which gives the spin relaxation eigenmodes as

$$i\tilde{\omega} = 1 \pm \sqrt{1 - (\tilde{q}_x \pm \tilde{\Omega}_{so})^2},\quad (56)$$

and is consistent to the result in Ref. 13.

B. Only Rashba or linear Dresselhaus SOC

In the presence of Rashba or linear Dresselhaus SOC, we only discuss spin relaxation of the uniform spin polarization because, as far as we are aware of, there is no analytical form of the spin relaxation eigenmodes for the non-uniform spin polarization in the presence of only Rashba or linear Dresselhaus SOC. For the uniform spin polarization, the off diagonal elements of the dynamic matrix \hat{D} in Eq. (35) are zero because the angle average of the effective magnetic field \mathbf{b} is zero. Therefore, we only need to focus on the diagonal terms which have the form

$$\begin{aligned}D_{11} = D_{22} &= \frac{\tilde{\Omega}^2 + \tilde{\Omega}_{so}^2/2}{\tilde{\Omega}(\tilde{\Omega}^2 + \tilde{\Omega}_{so}^2)}, \\ D_{33} &= \frac{\tilde{\Omega}}{\tilde{\Omega}^2 + \tilde{\Omega}_{so}^2}.\end{aligned}\quad (57)$$

The spin relaxation mode of the spin polarization along the z -direction satisfies the equation $1 - D_{33} = 0$ and is solved to have the form

$$i\tilde{\omega}_z = \frac{1}{2} \left(1 - \sqrt{1 - 4\tilde{\Omega}_{so}^2}\right),\quad (58)$$

which is identical to our previous theoretical result¹⁴ in the zero temperature limit which has been shown to be consistent with the experimental observation.¹⁷

V. CONCLUSION

We have developed a consistent microscopic approach to explore the spin dynamics in the presence of SOC of arbitrary strength, impurity scattering and e-e interaction at finite temperature. The e-e interactions are introduced by using the non-equilibrium Green's function

formalism. To create a full understanding of the spin-dynamics we incorporate both the DP and EY mechanism. We have shown that near the SU(2) symmetry point, because the D-P mechanism is suppressed for the SOC enhanced SHM, the E-Y mechanism dominates in the high temperature for this mode. By choosing the reasonable parameter of the E-Y mechanism, we show that our theory of enhanced-lifetime of the SHM matches the experimental data quantitatively. Our theory is also

shown to be able to recover the several previous theoretical results, which are only valid in the non-interacting system and most focus on the zero temperature limit.

We acknowledge Chia-Ren Hu, Artem Abanov, Alexander Finkel'stein and Valery Pokrovsky for very helpful discussion and support from DMR-1105512, onr-n000141110780, NHARP, and NSF-MRSEC DMR-0820414.

Appendix A: Elliott-Yafet mechanism

In this appendix, we discuss more extensively the spin relaxation due to the Elliott-Yafet^{28,29} mechanism in the III-V semiconductor quantum well. There are two processes involved: the Elliott process and²⁸ and the Yafet process.²⁹ In the Yafet process, the spin flip is due to the intrinsic spin-orbit coupling of the scattering potential which has the well know form

$$H_{so}^{intri} = -\frac{\hbar^2}{4m_0^2c^2}\boldsymbol{\sigma} \cdot (\mathbf{k} \times \nabla V), \quad (\text{A1})$$

where m_0 is the electron mass in the free space and V is the scattering potential which can be impurity, e-ph and e-e scattering. Here to estimate the strength of the Yafet process, we assume $V(\mathbf{r})$ is a spherical potential which is independent on the direction. In this case, the SOC Hamiltonian is Eq. (A1) is simplified to be

$$\begin{aligned} H_{so}^{intri} &= \frac{\hbar^2}{4m_0^2c^2}\boldsymbol{\sigma}(\mathbf{k} \times \mathbf{e}_r \partial_r V(r)) = -\frac{\hbar^2}{4m_0^2c^2} \frac{\partial_r V(r)}{r} (\mathbf{r} \times \mathbf{k}) \cdot \boldsymbol{\sigma} = -\frac{\hbar^2}{4m_0^2c^2} \frac{\partial_r V(r)}{r} (\mathbf{L} \cdot \boldsymbol{\sigma}) \\ &= -\frac{\hbar^2}{4m_0^2c^2} \frac{\partial_r V(r)}{r} \frac{j(j+1) - l(l+1) - s(s+1)}{2}, \end{aligned} \quad (\text{A2})$$

where \mathbf{L} is the orbital angular momentum, $j(l, s)$ is the quantum number of the total angular momentum (orbital angular momentum, spin). In the Γ_7^- of the III-V semiconductors, $j = 3/2$, $l = 1$ and $s = 1/2$. Therefore the expectation value of H_{so}^{intri} in Γ_7^- can be written as

$$\overline{H}_{so}^{\Gamma_7^-} = \langle j = \frac{3}{2}, l = 1 | H_{so} | j = \frac{3}{2}, l = 1 \rangle = -\frac{\hbar^2}{4m_0^2c^2} \langle \frac{\partial_r V(r)}{r} \rangle \frac{1}{2} = \frac{\hbar^2}{4m_0^2c^2} \langle \frac{V(r)}{r^2} \rangle \frac{1}{2} \approx \frac{\hbar^2}{4m_0^2c^2(a_0/2)^2} \frac{\overline{V}}{2}, \quad (\text{A3})$$

where a_0 is the lattice constant. Here we assume that $\langle 1/r^2 \rangle = 4/a_0^2$. Similar, in the Γ_7^v band, $\overline{H}_{so}^{\Gamma_7^v} = -\frac{\hbar^2}{m_0^2c^2a_0^2}\overline{V}$ and in the Γ_6^c , $\overline{H}_{so}^{\Gamma_6^c} = 0$.

In the Elliott process, the spin flip is due to the spin-orbit interaction (SOC) on the Bloch state, say the eigenstate of the electron in the conduction band is not the spin eigenstate. However the momentum scattering potential is \overline{V} which is spin independent. From this viewpoint, the Elliott process has the same origin as the Rashba SOC in the III-V semiconductor quantum well.

The difference lies the fact that in the Rashba SOC, the electric field along z -direction break the inversion symmetry and the first non-zero term of Rashba SOC is linear dependent on the wave vector \mathbf{k} of the conduction electrons which make the spin-up and spin-down states with the same momentum k non-degenerate. In the Elliott processes, the scattering potential does not break the inversion symmetry, its nonzero terms are proportional to k^2 and spin-up and spin-down electrons with the same momentum are still degenerate.

Based on the 8×8 Kane model, the effective Hamiltonian of the electrons in the conduction band of III-V semiconductors such as GaAs has the form

$$\begin{aligned} \hat{H}_c &= \frac{P^2}{3} \left[\frac{2}{E_0} + \frac{1}{E_0 + \Delta_0} \right] k^2 - \frac{P^2}{3} \left[\frac{1}{E_0^2} - \frac{1}{(E_0 + \Delta_0)^2} \right] \boldsymbol{\sigma} \cdot \nabla V \times \mathbf{k} \\ &+ \frac{P^2}{3} \left[\frac{1}{E_0^2} + \frac{1}{(E_0 + \Delta_0)^2} \right] \frac{\hbar^2}{2m_0^2c^2a_0^2} \boldsymbol{\sigma} \cdot \nabla V \times \mathbf{k}, \end{aligned} \quad (\text{A4})$$

where V is the spin independent scattering potential, $P = \frac{i\hbar^2}{m_0} < S | \nabla | R >$, $|S\rangle$ is the s-wave like local orbital state, $R = X, Y, Z$ are the p-wave like local orbital states, E_0 is the energy gap between Γ_6^- and Γ_8^+ bands and Δ_0 is the

energy gap between Γ_8^+ and Γ_7^+ bands²⁷. The second term in Eq. (A4) is corresponding to the Elliott spin relaxation mechanism and vanish when the SOC gap $\Delta_0 = 0$. The third term in Eq. (A4) is corresponding to the Yafet spin relaxation mechanism which will not vanish when the SOC gap $\Delta_0 = 0$. These are consistent to the characters of Elliott and Yafet mechanisms. For the Elliott spin relaxation mechanism, the scattering potential is spin independent, therefore only the SOC gap Δ_0 can provide the necessary SOC to relax spin. In the Yafet mechanism, the scattering potential itself contains SOC which can relax the spin. Therefore the SOC gap Δ_0 is not necessary in this case.

Now, let us compare the strength of the Elliott and Yafet mechanism in the GaAs 2DQW, where $P = 10.493$ eVÅ, and the band gaps $E_0 = 1.519$ eV, $\Delta_0 = 0.341$ eV.²⁷ Therefore, in the III-V semiconductors, the ration between the Elliot and Yafet mechanism is of the order of

$$\frac{\left[\frac{1}{E_0^2} - \frac{1}{(E_0 + \Delta_0)^2} \right]}{\left[\frac{1}{E_0^2} + \frac{1}{(E_0 + \Delta_0)^2} \right] \left[\frac{\hbar^2}{2m_0^2 c^2 a_0^2} \right]} = 4.84 \times 10^5, \quad (\text{A5})$$

which indicates that the Elliot spin relaxation is much larger than the Yafet spin relaxation in a III-V semiconductor. Therefore, in the following derivation, we only focus on the Elliot mechanism. The first term in the Eq. (A4) is the normal kinetic energy and the second term is the SOC terms In 2D quantum well, by applying an electric potential along z direction $V_z = -eEz$, the inversion symmetry is broken and $\langle \nabla V_z \rangle$ is nonzero which gives the Rashba SOC. However, in the Elliott process, the potential V is from the impurity scattering, electron-phonon²⁸ and electron-electron interaction³³, the average, $\langle \nabla V \rangle$, is zero. Therefore the first nonzero term of the Elliott process is proportional to $(\langle \nabla V \rangle)^2$. The SOC potential can be written in the momentum space as³⁴

$$\begin{aligned} \hat{V}_{so}(k, k') &= i\gamma V(\mathbf{k} \times \mathbf{k}') \cdot \boldsymbol{\sigma} \\ &= i\gamma V \{ (k_x k'_y - k_y k'_x) \sigma_z + (k_y k'_z - k_z k'_y) \sigma_x + (k_z k'_x - k_x k'_z) \sigma_y \} = i(V^z \sigma_z + V^x \sigma_x + V^y \sigma_y), \end{aligned} \quad (\text{A6})$$

where k' and k are the momentums of the electrons before and after scattering respectively, $\gamma = \frac{P^2}{3} \left(\frac{1}{E_0^2} - \frac{1}{(E_0 + \Delta_0)^2} \right)$ and V is the momentum scattering potential.

Before we calculate the Elliott mechanism, let us connect the quantum kinetic equation to the continuous equation by integrating the momentum \mathbf{k} . To simplify our argument, we consider the case where the SOC due to the inversion asymmetry is zero. Eq. (8) after the integral has the form

$$\partial_T \hat{\rho}(E, \mathbf{R}, T) + \nabla \cdot \hat{\mathbf{J}}(E, \mathbf{R}, T) = \int \frac{d^2 k}{(2\pi)^2} [(\Sigma^R G^K + \Sigma^K G^A) - (G^R \Sigma^K + G^K \Sigma^A)]. \quad (\text{A7})$$

Eq. (A7) is the continuous equation in the spin- $\frac{1}{2}$ basis. Multiplying by $\sigma_m/2$ on both sides of Eq. (A7) and taking the trace over the spin space we have the traditional continuous equation

$$\partial_T \rho_m + \nabla \cdot \mathbf{J}_m = \int \frac{d^2 k}{(2\pi)^2} \text{Tr} \frac{\sigma_m}{2} [(\Sigma^R G^K + \Sigma^K G^A) - (G^R \Sigma^K + G^K \Sigma^A)], \quad (\text{A8})$$

where $m = 0, x, y, z$ are corresponding to charge, spin- x , spin- y and spin- z respectively. If the charge or spin is conserved, the scattering term on the right hand side of Eq. (A8) is zero. Now let us substitute the SOC potential into the scattering term. There are four terms in the collision integral and we first focus on the two terms containing the retarded Green's function or self energy which has the form

$$\begin{aligned} \int \frac{d^2 k}{(2\pi)^2} \text{Tr} \frac{1}{2} \{ \sigma_m (\hat{\Sigma}^R \hat{G}^K - \hat{G}^R \hat{\Sigma}^K) \} &= \text{Tr} \left\{ \int \frac{d^2 k'}{(2\pi)^2} \frac{\sigma_m}{2} \left[\hat{V}_{kk'} G^R(k') \hat{V}_{k'k} G^K(k) - G^R(k) \hat{V}_{kk'} G^K(k') \hat{V}_{k'k} \right] \right\} \\ &= \text{Tr} \left\{ \int \frac{d^2 k}{(2\pi)^2} \frac{d^2 k'}{(2\pi)^2} \left(\frac{\sigma_m}{2} \hat{V}_{kk'} - \hat{V}_{kk'} \frac{\sigma_m}{2} \right) G^R(k') (\hat{V}_{k'k} G^K(k)) \right\} \\ &+ \text{Tr} \left\{ \int \frac{d^2 k}{(2\pi)^2} \frac{d^2 k'}{(2\pi)^2} \frac{\sigma_m}{2} (G^R(k') \hat{V}_{k'k} \hat{G}^K(k) \hat{V}_{kk'} - G^R(k) \hat{V}_{kk'} \hat{G}^K(k') \hat{V}_{k'k}) \right\} \end{aligned} \quad (\text{A9})$$

The last term on the right hand side of Eq. (A9) is zero because the symmetry of k and k' in this term. The first term on the right hand side of Eq. (A9) can be written further as

$$\begin{aligned} &\text{Tr} \left\{ \int \frac{d^2 k'}{(2\pi)^2} \left(\frac{\sigma_m}{2} \hat{V}_{kk'} - \hat{V}_{kk'} \frac{\sigma_m}{2} \right) G^R(k') (\hat{V}_{k'k} G^K(k)) \right\} \\ &= \text{Tr} \left\{ \int \frac{d^2 k'}{(2\pi)^2} \left[\frac{\sigma_m}{2}, V^j \sigma^j \right] G^R(k') (\hat{V}_{k'k} G^K(k)) \right\} = \text{Tr} \left\{ \int \frac{d^2 k'}{(2\pi)^2} 2i \epsilon_{mjk} V_{kk'}^j \frac{\sigma_k}{2} G^R(k') (\hat{V}_{k'k} G^K(k)) \right\} \\ &= \text{Tr} \left\{ \int \frac{d^2 k'}{(2\pi)^2} (-4) \epsilon_{mjk} \epsilon_{kjm} V_{kk'}^j V_{k'k}^j \frac{\sigma_m}{2} G^R(k') G^K(k) \right\} = \text{Tr} \left\{ \int \frac{d^2 k'}{(2\pi)^2} 4 \left(\sum_{j \neq m} V_{kk'}^j V_{k'k}^j \right) \frac{\sigma_m}{2} G^R(k') G^K(k) \right\} \end{aligned} \quad (\text{A10})$$

For the charge dynamics, we need to take $m = 0$. Because σ_0 commutes with any scattering potential operator, Eq. (A10) is always zero which indicates that the charge is always conserved. For the spin dynamics, $m = x, y, z$. Generally speaking, $\sigma_{x(y,z)}$ does not commutes with a spin dependent scattering potential and the Eq. (A10) is nonzero which indicates that the spin will decay. Note that in the 2DEG, k_z is quantized. Therefore, taking $m = x, y, z$ we have

$$\begin{aligned} \text{Tr} \left\{ \int \frac{d^2k'}{(2\pi)^2} 4 \left(\sum_{j \neq x} V_{kk'}^j V_{k'k}^j \right) \frac{\sigma_x}{2} G^R(k') G^K(k) \right\} &= -i \frac{\gamma^2 k_F^4}{\tau_p} \left(1 + \frac{2k_z^2}{k_F^2} \right) G_x^K = -iA \left(1 + \frac{2\langle k_z^2 \rangle}{k_F^2} \right) \left(\frac{\Delta_0}{E_0 + \Delta_0} \right)^2 \left(\frac{\epsilon_k}{E_0} \right)^2 \frac{G_x^K}{2\tau_p}, \\ \text{Tr} \left\{ \int \frac{d^2k'}{(2\pi)^2} 4 \left(\sum_{j \neq y} V_{kk'}^j V_{k'k}^j \right) \frac{\sigma_y}{2} G^R(k') G^K(k) \right\} &= -i \frac{\gamma^2 k_F^4}{\tau_p} \left(1 + \frac{2k_z^2}{k_F^2} \right) G_y^K = -iA \left(1 + \frac{2\langle k_z^2 \rangle}{k_F^2} \right) \left(\frac{\Delta_0}{E_0 + \Delta_0} \right)^2 \left(\frac{\epsilon_k}{E_0} \right)^2 \frac{G_y^K}{2\tau_p}, \\ \text{Tr} \left\{ \int \frac{d^2k'}{(2\pi)^2} 4 \left(\sum_{j \neq z} V_{kk'}^j V_{k'k}^j \right) \frac{\sigma_z}{2} G^R(k') G^K(k) \right\} &= -i \frac{\gamma^2 k_F^4}{\tau_p} \frac{4k_z^2}{k_F^2} G_z^K = -iA \frac{4k_z^2}{k_F^2} \left(\frac{\Delta_0}{E_0 + \Delta_0} \right)^2 \left(\frac{\epsilon_k}{E_0} \right)^2 \frac{G_z^K}{2\tau_p}, \end{aligned} \quad (\text{A11})$$

where $k_z = \pi/d$ and d is the width of the quantum well and A is the order of unity. The other two terms, containing the advance Green's function in Eq. (A8), gives the same result to the Eq. (A11). The average, $\langle k_z^2 \rangle$, is nonzero which is also the reason why there is a linear Dresselhaus term in the III-V semiconductor quantum well. Therefore, although average $\langle k_z \rangle$ is zero, the components of Elliott mechanism which are proportional to $\langle k_z^2 \rangle$ are still finite. As a result, the Elliott spin relaxation rates have the form

$$\begin{aligned} \frac{1}{\tau_{EY,x}} &= \frac{1}{\tau_{EY,y}} = A \left(1 + \frac{2\langle k_z^2 \rangle}{k_F^2} \right) \left(\frac{\Delta_0}{E_0 + \Delta_0} \right)^2 \left(\frac{\epsilon_k}{E_0} \right)^2 \frac{1}{\tau_p} = \frac{\kappa_1^{\parallel}}{\tau_p}, \\ \frac{1}{\tau_{EY,z}} &= A \frac{4\langle k_z^2 \rangle}{k_F^2} \left(\frac{\Delta_0}{E_0 + \Delta_0} \right)^2 \left(\frac{\epsilon_k}{E_0} \right)^2 \frac{1}{\tau_p} = \frac{\kappa_1^{\perp}}{\tau_p}. \end{aligned} \quad (\text{A12})$$

The same result can be obtained from the traditional definition of the spin decay rate due to the admixture of the Pauli spin-up and spin-down in the eigenstates of the conduction electron. From the 8×8 Kane mode we can obtain these eigenstates as

$$\begin{aligned} \Psi_{ck,\uparrow} &= |S, \uparrow\rangle + \frac{-1}{\sqrt{2}} \frac{P}{E_0} k_+ \left| \frac{3}{2}, \frac{3}{2} \right\rangle + \sqrt{\frac{2}{3}} \frac{P}{E_0} k_z \left| \frac{3}{2}, \frac{1}{2} \right\rangle + \frac{1}{\sqrt{6}} \frac{P}{E_0} k_- \left| \frac{3}{2}, -\frac{1}{2} \right\rangle \\ &\quad + \frac{-1}{\sqrt{3}} \frac{P}{E_0 + \Delta_0} k_z \left| \frac{1}{2}, \frac{1}{2} \right\rangle + \frac{-1}{\sqrt{3}} \frac{P}{E_0 + \Delta_0} k_- \left| \frac{1}{2}, -\frac{1}{2} \right\rangle, \\ \Psi_{ck,\downarrow} &= |S, \downarrow\rangle + \frac{-1}{\sqrt{6}} \frac{P}{E_0} k_+ \left| \frac{3}{2}, \frac{1}{2} \right\rangle + \sqrt{\frac{2}{3}} \frac{P}{E_0} k_z \left| \frac{3}{2}, -\frac{1}{2} \right\rangle + \frac{1}{\sqrt{2}} \frac{P}{E_0} k_- \left| \frac{3}{2}, \right. \\ &\quad \left. -\frac{3}{2} \right\rangle + \frac{-1}{\sqrt{3}} \frac{P}{E_0 + \Delta_0} k_+ \left| \frac{1}{2}, \frac{1}{2} \right\rangle + \frac{1}{\sqrt{3}} \frac{P}{E_0 + \Delta_0} k_z \left| \frac{1}{2}, -\frac{1}{2} \right\rangle. \end{aligned} \quad (\text{A13})$$

The transition amplitude between these two states with different wave vector k are proportional to

$$\begin{aligned} \langle \Psi_{ck',\downarrow} | V(\mathbf{r}) | \Psi_{ck,\uparrow} \rangle &= V_0 \left(-\frac{1}{3} \frac{P^2}{E_0^2} (k_z k'_- - k_- k'_z) + \frac{1}{3} \frac{P^2}{(E_0 + \Delta_0)^2} (k_z k'_- - k_- k'_z) \right) \\ &= V_0 \left(-\frac{1}{3} (k_z k'_- - k_- k'_z) \left(\frac{P^2}{E_0^2} - \frac{P^2}{(E_0 + \Delta_0)^2} \right) \right) \\ &= -V_0 \gamma (k_z k'_- - k_- k'_z). \end{aligned} \quad (\text{A14})$$

Therefore the spin decay rate is proportional to

$$\frac{1}{\tau_s} \propto V_0^2 \gamma^2 (k_z k'_- - k_- k'_z) (k_z k'_+ - k_+ k'_z) \propto \gamma^2 k_f^4 \frac{1}{\tau_p}, \quad (\text{A15})$$

where $1/\tau_p$ is proportional to the V_0^2 . Eq. (A15) is equivalent to the Elliott spin relaxation time we obtain from the projected Hamiltonian into the conduction band.

Appendix B: How the e-e interaction vanishes in calculating the charge conductivity

When deriving the quantum kinetic equation, the collision integral contains many kinds of momentum scattering channels; one dominant at finite temperature is the e-e interaction. However as we know that when calculating the conductivity, the e-e interaction should vanish in this case. In this appendix, we show that how the e-e interaction naturally vanish in calculating the conductivity and, therefore, they only affect the spin relaxation channles. To simplify our discussion, we start from the classical Boltzmann equation without SOC

$$\begin{aligned} \partial_T f_{k_1} + \frac{1}{2} \{ \hat{\mathbf{V}}_k, \cdot \nabla_{\mathbf{R}} f_{k_1} \} - e \mathbf{E} \cdot \nabla_k f_{k_1} &= \int U_{k_1, k'_1} (f_{k_1} - f_{k'_1}) \\ + \int d^n k'_1 k_1, d^n k'_2 W(k_1, k'_1, k_2, k'_2) &[f(k_1) f(k_2) (1 - f(k'_1)) (1 - f(k'_2)) - f(k'_1) f(k'_2) (1 - f(k_1)) (1 - f(k_2))], \end{aligned} \quad (\text{B1})$$

where n is the dimension of the system, $f(k)$ is the Fermi distribution function, U_{k_1, k'_1} is the impurity scattering rate and $W(k_1, k'_1; k_2, k'_2)$ is the e-e scattering rate. If we exchange f_1, f_2 and f'_1, f'_2 , the right hand side of Eq. (B1) is unchanged. This means the electron 2 satisfies the same Boltzmann equation as electron 1:

$$\begin{aligned} \partial_T f_{k_2} + \frac{1}{2} \{ \hat{\mathbf{V}}_k, \cdot \nabla_{\mathbf{R}} f_{k_2} \} - e \mathbf{E} \cdot \nabla_k f_{k_2} &= \int V (f_{k_2} - f_{k'_2}) \\ + \int d^n k'_1 d^n k_2 d^n k'_2 W(k_1, k_2, k'_1, k'_2) &[f(k_1) f(k_2) (1 - f(k'_1)) (1 - f(k'_2)) - f(k'_1) f(k'_2) (1 - f(k_1)) (1 - f(k_2))], \end{aligned} \quad (\text{B2})$$

The charge current operator is defined as

$$J = \int d^n k_1 \left(-e \frac{k_1}{m^*} \right) f(k_1) = \int d^n k_2 \left(-e \frac{k_2}{m^*} \right) f(k_2), \quad (\text{B3})$$

where m^* is the effective electron mass. Since we are interested in the dc-conductivity, the system is uniform and independent on time. Therefore the first two terms on the left side of Boltzmann equation are zero. To get the charge current equation from the Boltzmann equation, we multiply the charge current operator on the both sides of Eq. (B1) and Eq. (B2) which gives

$$\begin{aligned} \int dk_1 \frac{e^2 k_1}{m} \mathbf{E} \cdot \partial_{\mathbf{k}} f_1 &= \int dk_1 dk'_1 \frac{-e k_1}{m} U(k_1, k'_1) (f_1 - f'_1) \\ + \int dk_1 dk_2 dk'_1 dk'_2 \frac{e k_1}{m} W(k_1, k_2, k'_1, k'_2) &(f_1 f_2 (1 - f'_1) (1 - f'_2) - f'_1 f'_2 (1 - f_1) (1 - f_2)). \end{aligned} \quad (\text{B4})$$

$$\begin{aligned} \int dk_2 \frac{e^2 k_2}{m} \mathbf{E} \cdot \partial_{\mathbf{k}} f_2 &= \int dk_2 dk'_2 \frac{-e k_2}{m} U(k_2, k'_2) (f_2 - f'_2) \\ + \int dk_1 dk_2 dk'_1 dk'_2 \frac{e k_2}{m} W(k_1, k_2, k'_1, k'_2) &(f_1 f_2 (1 - f'_1) (1 - f'_2) - f'_1 f'_2 (1 - f_1) (1 - f_2)). \end{aligned} \quad (\text{B5})$$

The left hand side of Eq. (B4) and Eq. (B5) have the form

$$\int dk_{1(2)} \frac{e^2 k_{1(2)}}{m} \mathbf{E} \cdot \partial_{\mathbf{k}} f_{1(2)} = \int dk_{1(2)} \partial_{\mathbf{k}} \cdot \left(\frac{e^2 \mathbf{k}_{1(2)}}{m} \mathbf{E} f_{1(2)} \right) - \int dk_{1(2)} \left(\partial_{\mathbf{k}} \frac{e^2 \mathbf{k}_{1(2)}}{m} \right) \mathbf{E} f_{1(2)} = \frac{ne^2}{m}, \quad (\text{B6})$$

where n is the density of the electron and $j = \int dk \frac{ek}{m} f(k)$ is the electric current. The first term on the right hand side of Eq. (B4) and Eq. (B5) correspond to the impurity scattering and equal to $\frac{j}{\tau_{imp}}$ where τ_{imp} is the momentum scattering time due to the impurity. The second term on the right hand side is not easy to calculate because the momentums k_1, k_2, k'_1 and k'_2 are not independent but correlated by the fact that the e-e interaction conserve the net momentum, *i.e.* $\mathbf{k}_1 + \mathbf{k}_2 = \mathbf{k}_1 + \mathbf{k}_2$. However, if we calculate $\frac{1}{2}(Eq. (B4) + Eq. (B5))$, the e-e scattering can be written as

$$\begin{aligned} \int dk_1 dk_2 dk'_1 dk'_2 \frac{e(\mathbf{k}_1 + \mathbf{k}_2)}{2m} W(k_1, k_2, k'_1, k'_2) &(f_1 f_2 (1 - f'_1) (1 - f'_2) - f'_1 f'_2 (1 - f_1) (1 - f_2)) = \\ \int dk_1 dk_2 dk'_1 W(k_1, k_2; k'_1, k'_2) \left(\frac{e(\mathbf{k}_1 + \mathbf{k}_2)}{2m} f_1 f_2 (1 - f'_1) (1 - f'_2) - \frac{e(\mathbf{k}'_1 + \mathbf{k}'_2)}{2m} f'_1 f'_2 (1 - f_1) (1 - f_2) \right) & \\ = 0. \end{aligned} \quad (\text{B7})$$

Therefore the charge current equation, $\frac{1}{2}(Eq. (B4) + Eq. (B5))$, has the form

$$\frac{ne^2}{m} = \frac{j}{\tau_{imp}}, \quad (B8)$$

where e-e scattering term exactly disappear in this current equation as long as the e-e interaction conserves the net momentum which is not sensitive to the form of the e-e scattering rate $W(k_1, k'_1; k_2, k'_2)$. However, when deriving the density matrix equation, we do not multiply by the current operator and therefore e-e scattering can not be canceled as we did in the current equation. This is reasonable because the density does not care about the net momentum which is the key to get the current equation. Therefore although the original Boltzmann equation of the distribution function contains the e-e interaction, the electron-electron scattering will disappear when we calculate the charge conductivity. Hence the e-e interaction will not affect the conductivity but can contribute the spin dynamics.

Appendix C: The derivation of the matrix element of the spin dynamic equation

The denominator of Eq. (36) can be expand to

$$\begin{aligned} & \frac{1}{\tilde{\Omega}^2 + 4k^2\tau^2 \cos^2 \theta \lambda_1^2 + 4k^2\tau^2 \sin^2 \theta \lambda_2^2} \\ & \approx 1 + 2i\tilde{\omega} - 2i(\tilde{q}_x \cos \theta + \tilde{q}_y \sin \theta) - 3\tilde{q}_x^2 \cos^2 \theta - 3\tilde{q}_y^2 \sin^2 \theta - 4k^2\tau^2 \cos^2 \theta \lambda_1^2 - 4k^2\tau^2 \sin^2 \theta \lambda_2^2 \end{aligned} \quad (C1)$$

where $\tilde{\omega} = \omega\tau$ and $\tilde{q}_{x(y)} = q_{x(y)}v\tau$. Substituting Eq. (C1) to Eq. (28) we have

$$\begin{aligned} D_{13} = -D_{31} &= \int \frac{d\theta}{2\pi} \frac{2\lambda_1 k\tau \cos \theta}{\tilde{\Omega}^2 + 4k^2\tau^2 \cos^2 \theta \lambda_1^2 + 4k^2\tau^2 \sin^2 \theta \lambda_2^2} \\ &\approx - \int \frac{d\theta}{2\pi} 4ik\tau \tilde{q}_x (\alpha + \beta_1 - 2\beta_3 \cos 2\theta) \cos^2 \theta = -2i(\alpha + \beta_1 - \beta_3)k\tau \tilde{q}_x \end{aligned} \quad (C2)$$

$$\begin{aligned} D_{23} = -D_{32} &= \int \frac{d\theta}{2\pi} \frac{-2\lambda_2 k\tau \sin \theta}{\tilde{\Omega}^2 + 4k^2\tau^2 \cos^2 \theta \lambda_1^2 + 4k^2\tau^2 \sin^2 \theta \lambda_2^2} \\ &\approx \int \frac{d\theta}{2\pi} 4ik\tau \tilde{q}_y (\beta_1 - \alpha_1 + \beta_3 \cos 2\theta) \sin^2 \theta = 2i(\beta_1 - \beta_3 - \alpha)k\tau \tilde{q}_y \end{aligned} \quad (C3)$$

$$\begin{aligned} D_{33} &= \int \frac{d\theta}{2\pi} \frac{\tilde{\Omega}}{\tilde{\Omega}^2 + 4k^2\tau^2 \cos^2 \theta \lambda_1^2 + 4k^2\tau^2 \sin^2 \theta \lambda_2^2} \\ &\approx \int \frac{d\theta}{2\pi} (1 + i\tilde{\omega} - \tilde{q}_x^2 \cos^2 \theta - \tilde{q}_y^2 \sin^2 \theta - 4k^2\tau^2 \cos^2 \theta \lambda_1^2 - 4k^2\tau^2 \sin^2 \theta \lambda_2^2) \\ &= 1 + i\tilde{\omega} - \frac{1}{2}(\tilde{q}_x^2 + \tilde{q}_y^2) - 4(\alpha^2 + (\beta_1 - \beta_3)^2 + \beta_3^2)k^2\tau^2 = 1 + i\tilde{\omega} - \frac{1}{2}(\tilde{q}_x^2 + \tilde{q}_y^2) - \tilde{\Omega}_{so}^2\tau^2 \end{aligned} \quad (C4)$$

$$\begin{aligned} D_{11} &= \int \frac{d\theta}{2\pi} \frac{\tilde{\Omega}^2 + 4\lambda_2^2 k^2 \tau^2 \sin^2 \theta}{\tilde{\Omega}(\tilde{\Omega}^2 + 4k^2\tau^2 \cos^2 \theta \lambda_1^2 + 4k^2\tau^2 \sin^2 \theta \lambda_2^2)} \\ &\approx D_{33} + \int \frac{d\theta}{2\pi} 4\lambda_2^2 k^2 \tau^2 \sin^2 \theta = D_{33} + \left(\frac{1}{2}(\alpha - \beta_1)^2 + (\alpha - \beta_1)\beta_3 + \beta_3^2\right)4k_F^2\tau^2 \\ &= 1 + i\tilde{\omega} - \frac{1}{2}(\tilde{q}_x^2 + \tilde{q}_y^2) - 2(\alpha^2 + (\beta_1 - \beta_3)^2 + \beta_3^2)k^2\tau^2 - \alpha(\beta_1 - \beta_3) \\ &= 1 + i\tilde{\omega} - \frac{1}{2}(\tilde{q}_x^2 + \tilde{q}_y^2) - \frac{1}{2}\Omega_{so}^2\tau^2 4k_F^2\tau^2 \alpha(\beta_1 - \beta_3) \end{aligned} \quad (C5)$$

$$\begin{aligned}
D_{22} &= \int \frac{d\theta}{2\pi} \frac{\tilde{\Omega}^2 + 4\lambda_2^2 k^2 \tau^2 \sin^2 \theta}{\tilde{\Omega}^2 + 4k^2 \tau^2 \cos^2 \theta \lambda_1^2 + 4k^2 \tau^2 \sin^2 \theta \lambda_2^2} \\
&\approx \int \frac{d\theta}{2\pi} (1 + i\tilde{\omega} - \tilde{q}_x^2 \cos^2 \theta - \tilde{q}_y^2 \sin^2 \theta - 4k^2 \tau^2 \cos^2 \theta \lambda_1^2) \\
&= 1 + i\tilde{\omega} - \frac{1}{2}(\tilde{q}_x^2 + \tilde{q}_y^2) - 2(\alpha^2 + (\beta_1 - \beta_3)^2 + \beta_3^2)k^2 \tau^2 + \alpha(\beta_1 - \beta_3) \\
&= 1 + i\tilde{\omega} - \frac{1}{2}(\tilde{q}_x^2 + \tilde{q}_y^2) - \frac{1}{2}\Omega_{so}^2 \tau^2 + 4k^2 \tau^2 \alpha(\beta_1 - \beta_3)
\end{aligned} \tag{C6}$$

where $\Omega_{so} = 2\sqrt{\alpha^2 + (\beta_1 - \beta_3)^2 + \beta_3^2}k$.

-
- ¹ J. E. Hirsch, Phys. Rev. Lett., **83**, 1834 (1999).
² S. Murakami, N. Nagaosa, and S.-C. Zhang, Science, **301**, 1348 (2003).
³ J. Sinova, D. Culcer, Q. Niu, N. A. Sinitsyn, T. Jungwirth, and A. H. MacDonald, Phys. Rev. Lett., **92**, 126603 (2004).
⁴ I. D'Amico and G. Vignale, Phys. Rev. B, **62**, 4853 (2000).
⁵ I. D'Amico and G. Vignale, Phys. Rev. B, **68**, 045307 (2003).
⁶ C. Weber, N. Gedik, J. Moore, J. Orenstein, J. Stephens, and D. Awschalom, NATURE, **437**, 1330 (2005).
⁷ M. Z. Hasan and C. L. Kane, Rev. Mod. Phys., **82**, 3045 (2010).
⁸ X.-L. Qi and S.-C. Zhang, Rev. Mod. Phys., **83**, 1057 (2011).
⁹ A. A. Burkov, A. S. Núñez, and A. H. MacDonald, Phys. Rev. B, **70**, 155308 (2004).
¹⁰ E. G. Mishchenko, A. V. Shtyov, and B. I. Halperin, Phys. Rev. Lett., **93**, 226602 (2004).
¹¹ B. A. Bernevig, J. Orenstein, and S.-C. Zhang, Phys. Rev. Lett., **97**, 236601 (2006).
¹² T. D. Stanescu and V. Galitski, Phys. Rev. B, **75**, 125307 (2007).
¹³ B. A. Bernevig and J. Hu, Phys. Rev. B, **78**, 245123 (2008).
¹⁴ X. Liu, X.-J. Liu, and J. Sinova, Phys. Rev. B, **84**, 035318 (2011).
¹⁵ J. D. Koralek, C. P. Weber, J. Orenstein, B. A. Bernevig, S.-C. Zhang, S. Mack, and D. D. Awschalom, NATURE, **458**, 610 (2009), ISSN 0028-0836.
¹⁶ M. A. Brand, A. Malinowski, O. Z. Karimov, P. A. Marsden, R. T. Harley, A. J. Shields, D. Sanvitto, D. A. Ritchie, and M. Y. Simmons, Phys. Rev. Lett., **89**, 236601 (2002).
¹⁷ W. J. H. Leyland, R. T. Harley, M. Henini, A. J. Shields, I. Farrer, and D. A. Ritchie, Phys. Rev. B, **76**, 195305 (2007).
¹⁸ W. J. H. Leyland, G. H. John, R. T. Harley, M. M. Glazov, E. L. Ivchenko, D. A. Ritchie, I. Farrer, A. J. Shields, and M. Henini, Phys. Rev. B, **75**, 165309 (2007).
¹⁹ J. Rammer and H. Smith, Rev. Mod. Phys., **58**, 323 (1986).
²⁰ L. Zheng and S. Das Sarma, Phys. Rev. B, **53**, 9964 (1996).
²¹ C. P. Weber, J. Orenstein, B. A. Bernevig, S.-C. Zhang, J. Stephens, and D. D. Awschalom, Phys. Rev. Lett., **98**, 076604 (2007).
²² E. I. Rashba, Sov. Phys. Solid State, **2**, 1109 (1960).
²³ Y. A. Bychkov and E. I. Rashba, Journal of Physics C: Solid State Physics, **17**, 6039 (1984).
²⁴ G. Dresselhaus, Phys. Rev., **100**, 580 (1955).
²⁵ J. Rammer, *Quantum Field Theory of Non-equilibrium States* (Cambridge University Press, 2007).
²⁶ M. Schütt, P. M. Ostrovsky, I. V. Gornyi, and A. D. Mirlin, Phys. Rev. B, **83**, 155441 (2011).
²⁷ R. Winkler, *Spin-orbit Coupling Effects in Two-Dimensional Electron and Hole Systems* (Springer, 2003).
²⁸ R. J. Elliott, Phys. Rev., **96**, 266 (1954).
²⁹ Y. Yafet, *Solid State Physics*, edited by F. Seitz and D. Turnbull, Vol. 14 (Academic, New York, 1963) p. 1.
³⁰ Nozières, P. and Lewiner, C., J. Phys. France, **34**, 901 (1973).
³¹ I. Zutic, J. Fabian, and S. Das Sarma, Rev. Mod. Phys., **76**, 323 (2004).
³² P. Boguslawski, Solid State Communications, **33**, 389 (1980), ISSN 0038-1098.
³³ P. I. Tamborenea, M. A. Kuroda, and F. L. Bottesi, Phys. Rev. B, **68**, 245205 (2003).
³⁴ E. Akkermans and G. Montambaux, *Mesoscopic Physics of Electrons and Photons* (Cambridge University Press, 2007).