

Outer Bounds for the Capacity Region of a Gaussian Two-way Relay Channel

Ishaque Ashar K, Prathyusha V, Srikrishna Bhashyam and Andrew Thangaraj
Department of Electrical Engineering, Indian Institute of Technology Madras, India
Email: {srikrishna, andrew}@ee.iitm.ac.in

Abstract— We consider a three-node half-duplex Gaussian relay network where two nodes (say a, b) want to communicate with each other and the third node acts as a relay for this two-way communication. Outer bounds and achievable rate regions for the possible rate pairs (R_a, R_b) for two-way communication are investigated. The modes (transmit or receive) of the half-duplex nodes together specify the *state* of the network. A relaying protocol uses a specific sequence of states and a coding scheme for each state. In this paper, we first obtain an outer bound for the rate region of all achievable (R_a, R_b) based on the half-duplex cut-set bound. This outer bound can be numerically computed by solving a linear program. It is proved that at any point on the boundary of the outer bound only four of the six states of the network are used. We then compare it with achievable rate regions of various known protocols. We consider two kinds of protocols: (1) protocols in which all messages transmitted in a state are decoded with the received signal in the same state, and (2) protocols where information received in one state can also be stored and used as side information to decode messages in future states. Various conclusions are drawn on the importance of using all states, use of side information, and the choice of processing at the relay. Then, two analytical outer bounds (as opposed to an optimization problem formulation) are derived. Using an analytical outer bound, we obtain the symmetric capacity within 0.5 bits for some channel conditions where the direct link between nodes a and b is weak.

I. INTRODUCTION

Two-way or bidirectional relaying has attracted significant interest recently [1]–[9]. In two-way relaying, a relay node assists in bidirectional communication between two nodes. Fig. 1 shows a three-node two-way relay network in which

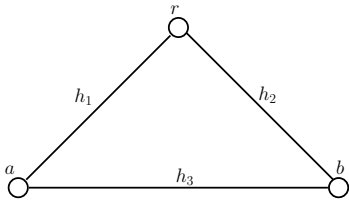


Fig. 1. Half-duplex Two-way Gaussian Relay Channel with Direct Link.

nodes a and b want to communicate with each other at rates R_a and R_b , respectively, while node r acts as the relay. While two-way relaying without the direct link between nodes a and b is studied in [1]–[4], the more general two-way relaying

with the direct link is studied in [5]–[9]. In our work, we consider two-way relaying with the direct link.

In [5], achievable rate regions are derived for three protocols, namely the multiple access broadcast (MABC) protocol, time division broadcast (TDBC) protocol, and the hybrid broadcast (HBC) protocol under the decode-and-forward (DF) relaying scheme. In [6], the TDBC and MABC protocols have been studied under other relaying schemes such as amplify-and-forward (AF), compress-and-forward (CF), mixed forward (MF) and Lattice forward (LF). A partial DF protocol, which is a superposition of DF and CF was studied in [10]. In [7], a three-phase cooperative MABC protocol (CoMABC), which outperforms the MABC and TDBC protocols in terms of sum rate in asymmetric channel conditions, was proposed. A transmission scheme based on doubly nested lattice codes was also proposed in [7], i.e., the CoMABC protocol uses the Lattice forward relaying strategy and is not a DF relaying protocol.

The number of phases (or network states) in all the above protocols is between 2 and 4. Each phase (or network state) refers to a particular configuration of transmit and receive modes for the half-duplex nodes. In the absence of the direct link between a and b , the 2 states (multiple access and broadcast) in the MABC protocol are sufficient. In the presence of the direct link between a and b , more states are required. The TDBC, HBC, and CoMABC protocols use more states to improve performance. However, all possible states have not been considered in these protocols. Since each node can be in transmit or receive mode, the 3-node half-duplex two-way relay channel has $2^3 (= 8)$ possible states. Of these 8, the two states in which all nodes are receiving or all nodes are transmitting are not useful in information transfer. Therefore, there are 6 useful states as shown in Fig. 2. A protocol that uses all these 6 states has been proposed in [8], and the achievable rate region of this protocol has been derived. The improvement in achievable rate region with respect to the HBC protocol has been shown in [8]. The 6-state protocol has also been presented independently in [9] in the context of a degrees of freedom analysis of two-way relaying with multiple-antenna nodes.

In this paper, we first obtain an outer bound for the two-dimensional capacity region (of all possible rate pairs (R_a, R_b)) that is valid for all relaying protocols. This bound is derived based on the half-duplex cutset bound in [11] and is more general than the bounds in [5]–[7], which are for specific protocols – TDBC, MABC, HBC, and CoMABC.

This work was supported in part by Renesas Mobile Corporation. This work was performed at the Department of Electrical Engineering, IIT Madras. Ishaque Ashar K is currently with Redpine Signals, Inc., Hyderabad, India.

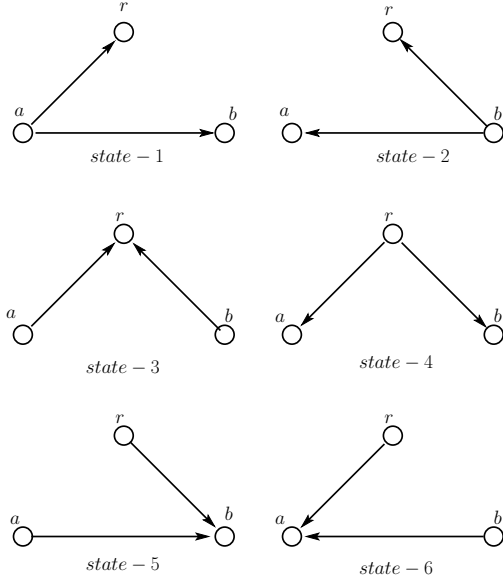


Fig. 2. Possible states in a Half-duplex Two-way Relay Channel

The outer bounds for TDBC, MABC, and CoMABC protocols consider at most 3 states and the bound for the HBC protocol considers 4 states. Further, the outer bound for the HBC protocol in [5] is difficult to compute and has not been computed. In contrast, the new outer bound can be numerically computed by solving a linear program. It is also proved that at any point on the boundary of the outer bound only four of the six states of the network are used. No outer bound is derived or compared with for the 6-state protocol in [8].

We then compare the new outer bound with achievable rate regions of the best known protocols so far – HBC, CoMABC, and 6-state protocols. We consider two kinds of protocols: (1) protocols in which all messages transmitted in a state are decoded with the received signal in the same state, and (2) protocols where information received in one state can also be stored and used as side information to decode messages in future states. Through these comparisons, various conclusions are drawn on the importance of using all states, use of side information, and the choice of processing at the relay. In this context, a simple 6-state DF protocol without side information using all six states is also presented and compared with.

Finally, two analytical outer bounds (as opposed to an optimization problem formulation) are derived. Using an analytical outer bound, we obtain the symmetric ($R_a = R_b$) capacity within 0.5 bits for some channel conditions where the direct link between nodes a and b is weak.

II. SYSTEM MODEL

Consider two nodes a and b communicating with each other in the network shown in Fig. 1. The relay node r assists this communication by receiving the information from these nodes and forwarding to the desired destination. All nodes are half-duplex nodes with a receiver noise variance

of N . For simplicity, each node is assumed to have the same transmit power P for each state. Let h_1 , h_2 and h_3 be the gains of channels a - r , b - r and a - b , respectively. The SNRs of these channels are denoted $\gamma_1 = \frac{h_1^2 P}{N}$, $\gamma_2 = \frac{h_2^2 P}{N}$ and $\gamma_3 = \frac{h_3^2 P}{N}$. We use R_a and R_b to denote the rate of data transmission (bits per channel use) from node a to node b and from node b to node a , respectively. We consider $\gamma_3 \leq \gamma_1$, $\gamma_3 \leq \gamma_2$, i.e., the direct link between a and b is weaker than the links a - r and b - r . Further, let $\gamma_1 \leq \gamma_2$, without loss of generality. Let $\mathcal{C}(\gamma) \triangleq \log_2(1 + \gamma)$ represent the capacity of a complex gaussian channel with SNR of γ .

III. OUTER BOUND FOR ANY PROTOCOL

In this section, we derive an outer bound for the capacity region of the half-duplex two-way Gaussian relay channel. This bound is an outer bound for any relaying protocol for the two-way relay network irrespective of the number of states and the relaying scheme (eg. AF, DF, CF) used at the relay node. This outer bound is derived using the half-duplex cut-set bound for information flow in an arbitrary half-duplex relay network in [11]. In this two-way relay network, we have two flows, one from a to b and another from b to a . We derive the outer bound for the two flows considering two cuts that separate nodes a and b and information flow in both directions across the cuts. Combining these four bounds (2 cuts \times 2 directions), we get the rate region outer bound.

Let λ_i , $i = 1, 2, \dots, 6$, denote the fraction of channel uses in network state i . We obtain the outer bound in the following manner. (1) For a given real number k , upper bound the maximum possible rate R_a subject to $R_a = kR_b$, and (2) Vary k and determine the whole region. For example, we can set $k = \tan \theta$ and vary θ from 0 to 90° .

Theorem 1: Given $R_a = kR_b$ for some $k \geq 0$, the maximum possible R_b is upperbounded by C_{bk} obtained by solving the following linear program:

$$C_{bk} = \max_{R_b, \{\lambda_i\}} R_b$$

subject to

$$\begin{aligned} kR_b &\leq \lambda_1 \mathcal{C}(\gamma_1 + \gamma_3) + \lambda_3 \mathcal{C}(\gamma_1) + \lambda_5 \mathcal{C}(\gamma_3), \\ kR_b &\leq \lambda_1 \mathcal{C}(\gamma_3) + \lambda_4 \mathcal{C}(\gamma_2) + \lambda_5 \mathcal{C}\left((\sqrt{\gamma_2} + \sqrt{\gamma_3})^2\right), \\ R_b &\leq \lambda_2 \mathcal{C}(\gamma_2 + \gamma_3) + \lambda_3 \mathcal{C}(\gamma_2) + \lambda_6 \mathcal{C}(\gamma_3), \\ R_b &\leq \lambda_2 \mathcal{C}(\gamma_3) + \lambda_4 \mathcal{C}(\gamma_1) + \lambda_6 \mathcal{C}\left((\sqrt{\gamma_1} + \sqrt{\gamma_3})^2\right), \\ \sum_{i=1}^6 \lambda_i &\leq 1, \lambda_i \geq 0, R_b \geq 0. \end{aligned} \quad (1)$$

Proof: For a half-duplex relay network with m states, for which the sequence of states is fixed with asymptotic fraction of time λ_i in state i , any achievable rate R of information flow is upper bounded as follows [11]:

$$R \leq \min_S \sum_{i=1}^m \lambda_i I(X_S; Y_{S^c} | X_{S^c}, i), \quad (2)$$

where a cut partitions the set of nodes into sets S and S^c such that the source nodes are in S , the destination nodes are in S^c , and S^c is the complement of S . We use this bound for R_a and R_b as follows. In order to bound R_a (rate of information flow from a to b), we consider the cuts defined by $S_1 = \{a\}$, and $S_2 = \{a, r\}$. Similarly to bound R_b , we use $S_3 = \{b\}$ and $S_4 = \{b, r\}$.

Using S_1 and S_2 as defined above, we get the following bounds.

$$R_a \leq \min\{R_{a1}, R_{a2}\}, \quad (3)$$

where

$$\begin{aligned} R_{a1} &= \lambda_1 I(X_a; Y_r, Y_b | i = 1) + \lambda_3 I(X_a; Y_r | X_b, i = 3) \\ &\quad + \lambda_5 I(X_a; Y_b | X_r, i = 5), \end{aligned} \quad (4)$$

$$\begin{aligned} R_{a2} &= \lambda_1 I(X_a; Y_b | i = 1) + \lambda_4 I(X_r; Y_b | i = 4) \\ &\quad + \lambda_5 I(X_a, X_r; Y_b | i = 5). \end{aligned} \quad (5)$$

Similarly, using S_3 , and S_4 , we get

$$R_b \leq \min\{R_{b3}, R_{b4}\}, \quad (6)$$

where

$$\begin{aligned} R_{b3} &= \lambda_2 I(X_b; Y_r, Y_a | i = 2) + \lambda_3 I(X_b; Y_r | X_a, i = 3) \\ &\quad + \lambda_6 I(X_b; Y_a | X_r, i = 6) \end{aligned} \quad (7)$$

$$\begin{aligned} R_{b4} &= \lambda_2 I(X_b; Y_a | i = 2) + \lambda_4 I(X_r; Y_a | i = 4) \\ &\quad + \lambda_6 I(X_b, X_r; Y_a | i = 6) \end{aligned} \quad (8)$$

Now, we can upper bound the various mutual information terms as in [11] to get:

$$\begin{aligned} I(X_a; Y_r, Y_b | i = 1) &\leq \mathcal{C}(\gamma_1 + \gamma_3), \\ I(X_b; Y_r, Y_a | i = 2) &\leq \mathcal{C}(\gamma_2 + \gamma_3), \\ I(X_a; Y_b | X_r, i = 5) &\leq \mathcal{C}((1 - \rho_5^2)\gamma_3), \\ I(X_b; Y_a | X_r, i = 6) &\leq \mathcal{C}((1 - \rho_6^2)\gamma_3), \end{aligned} \quad (9)$$

where ρ_5 is the correlation coefficient between X_a and X_r and ρ_6 is the correlation coefficient between X_b and X_r .

$$I(X_a; Y_r | X_b, i = 3) \leq \mathcal{C}(\gamma_1), I(X_b; Y_r | X_a, i = 3) \leq \mathcal{C}(\gamma_2) \quad (10)$$

Similarly, we get

$$\begin{aligned} I(X_a; Y_b | i = 1) &\leq \mathcal{C}(\gamma_3), I(X_r; Y_b | i = 4) \leq \mathcal{C}(\gamma_2), \\ I(X_b; Y_a | i = 2) &\leq \mathcal{C}(\gamma_3), I(X_r; Y_a | i = 4) \leq \mathcal{C}(\gamma_1), \\ I(X_a, X_r; Y_b | i = 5) &\leq \mathcal{C}(\gamma_2 + \gamma_3 + 2\rho_5\sqrt{\gamma_2\gamma_3}), \\ I(X_b, X_r; Y_a | i = 6) &\leq \mathcal{C}(\gamma_1 + \gamma_3 + 2\rho_6\sqrt{\gamma_1\gamma_3}). \end{aligned} \quad (11)$$

Using these mutual information upper bounds in the bounds (3) and (6), we get:

$$\begin{aligned} R_a &\leq \lambda_1 \mathcal{C}(\gamma_1 + \gamma_3) + \lambda_3 \mathcal{C}(\gamma_1) + \lambda_5 \mathcal{C}((1 - \rho_5^2)\gamma_3), \\ R_a &\leq \lambda_1 \mathcal{C}(\gamma_3) + \lambda_4 \mathcal{C}(\gamma_2) + \lambda_5 \mathcal{C}(\gamma_2 + \gamma_3 + 2\rho_5\sqrt{\gamma_2\gamma_3}), \\ R_b &\leq \lambda_2 \mathcal{C}(\gamma_2 + \gamma_3) + \lambda_3 \mathcal{C}(\gamma_2) + \lambda_6 \mathcal{C}((1 - \rho_6^2)\gamma_3), \\ R_b &\leq \lambda_2 \mathcal{C}(\gamma_3) + \lambda_4 \mathcal{C}(\gamma_1) + \lambda_6 \mathcal{C}(\gamma_1 + \gamma_3 + 2\rho_6\sqrt{\gamma_1\gamma_3}), \end{aligned} \quad (12)$$

Using $\mathcal{C}((1 - \rho_5^2)\gamma_3) \leq \mathcal{C}(\gamma_3)$ and $\mathcal{C}((1 - \rho_6^2)\gamma_3) \leq \mathcal{C}(\gamma_3)$ in (9), $\rho_5, \rho_6 \leq 1$ in (11), and $R_a = kR_b$, we get the constraints in (1). Since these constraints have to be satisfied by any achievable rate for a given set of λ_i 's, the upper bound C_{ak} can be determined by maximizing R_a over the λ_i 's subject to the constraints of the linear program in (1). ■

The complete outer bound for the capacity region can be obtained by solving the above linear program for different values of the ratio k . It is worth noting here that this outer bound is valid for any relaying scheme (since it is based only on the cut-set bound and mutual information bounds) for the two-way relay channel and is not restricted to DF or other protocols presented here.

Using results from linear programming, we can now argue that for any point on the boundary of the outer bound (i.e., for any k), at most four of the six λ_i 's are non-zero, i.e., at most 4 states are used. However, it should be noted that which states are used depends on k .

Theorem 2: For any k , there are at most four positive λ_i 's in the solution to the linear program in (1).

Proof: It is optimal to choose $\sum_{i=1}^6 \lambda_i = 1$, i.e., satisfy the last constraint with equality. There are 4 other inequality constraints. Adding 4 slack variables, we can convert these constraints to equality constraints. Now, there are $7 + 4 = 11$ variables in the linear program with 5 equality constraints. Therefore, from [12], we know that there are at most 5 positive variables in the solution. Since R_b should be positive, we can have at most 4 of the λ_i 's to be positive. ■

A. Alternative Outer Bound

An alternative outer bound can be obtained as follows: (1) For a given real number k , upper bound the maximum possible weighted sum rate $R_a + kR_b$, and (2) Vary k and determine the whole region.

Theorem 3: For some $k \geq 0$, the maximum possible $R_a + kR_b$ is upperbounded by C_k obtained by solving the following linear program:

$$C_k = \max_{R_a, R_b, \{\lambda_i\}} R_a + kR_b, \quad \text{subject to}$$

$$\begin{aligned} R_a &\leq \lambda_1 \mathcal{C}(\gamma_1 + \gamma_3) + \lambda_3 \mathcal{C}(\gamma_1) + \lambda_5 \mathcal{C}(\gamma_3), \\ R_a &\leq \lambda_1 \mathcal{C}(\gamma_3) + \lambda_4 \mathcal{C}(\gamma_2) + \lambda_5 \mathcal{C}((\sqrt{\gamma_2} + \sqrt{\gamma_3})^2), \\ R_b &\leq \lambda_2 \mathcal{C}(\gamma_2 + \gamma_3) + \lambda_3 \mathcal{C}(\gamma_2) + \lambda_6 \mathcal{C}(\gamma_3), \\ R_b &\leq \lambda_2 \mathcal{C}(\gamma_3) + \lambda_4 \mathcal{C}(\gamma_1) + \lambda_6 \mathcal{C}((\sqrt{\gamma_1} + \sqrt{\gamma_3})^2), \\ \sum_{i=1}^6 \lambda_i &\leq 1, \lambda_i \geq 0, R_b \geq 0, R_a \geq 0. \end{aligned} \quad (13)$$

For each k , we get a line. As k is varied, we obtain a set of lines that define an outer bound to the rate region. This outer bound is equivalent to the one obtained in Theorem 1.

IV. COMPARISONS

Now, we compare the outer bound with the achievable rate regions of various protocols. We consider the following two

classes of protocols: (1) Simple DF protocols with no side information across states, (2) protocols with side information across states. In addition to existing protocols, we also introduce a 6-state DF protocol with no side information across states and compare its achievable rate region with other protocols. This provides further insight on the importance of using all states and on the use of side information. We briefly describe the achievable rate regions here and then provide numerical results.

A. DF protocols with no side information

1) *MABC protocol*: The 3-node half-duplex relay network has six useful states as shown in Fig. 2. The MABC protocol uses states 3 and 4. The achievable rate region for MABC, as been obtained in [5], is described by the following inequalities:

$$\begin{aligned} R_a &\leq \min\{\lambda_3\mathcal{C}(\gamma_1), \lambda_4\mathcal{C}(\gamma_2)\}, \\ R_b &\leq \min\{\lambda_3\mathcal{C}(\gamma_2), \lambda_4\mathcal{C}(\gamma_1)\}, \\ R_a + R_b &\leq \lambda_3\mathcal{C}(\gamma_1 + \gamma_2). \end{aligned} \quad (14)$$

2) *6-state DF Protocol*: The proposed 6-state DF protocol uses all the 6 useful states. To optimize the fractions λ_i , $i = 1, 2, \dots, 6$, we proceed as follows. Let Z_{kl}^i denote the rate of information flow (bits per channel use) from node k to node l in network state i . The flow rates Z_{kl}^i are constrained by the topology of the network state and the coding employed. States 3, 5 and 6 form Multiple Access (MAC) channels, while states 1 and 2 are Broadcast Channels (BCs). For these states, we employ standard capacity-achieving coding methods [13]. In state 4, the relay node r broadcasts the information it received from nodes a and b in previous states. Thus, in state 4, each receiver already knows the message that it transmitted to the relay, i.e., state 4 is a BC with two receivers knowing the message intended for the other user *a priori*. The capacity region for state 4 was determined in [14], and we employ the coding scheme given there.

The achievable rate region of the half-duplex bidirectional relay channel with the 6-state DF protocol is the closure of the set of all points (R_a, R_b) satisfying the following constraints:

$$\begin{aligned} R_a &= Z_{ar}^1 + Z_{ab}^1 + Z_{ab}^5 + Z_{ar}^3, \\ R_b &= Z_{br}^2 + Z_{ba}^2 + Z_{ba}^6 + Z_{br}^3, \\ \sum_{i=1}^6 \lambda_i &= 1, 0 \leq \lambda_i \leq 1, 0 \leq \alpha_1, \alpha_2 \leq 1. \end{aligned}$$

State 1 rate constraints:

$$Z_{ar}^1 \leq \lambda_1\mathcal{C}(\alpha_1\gamma_1), Z_{ab}^1 \leq \lambda_1\mathcal{C}\left(\frac{(1-\alpha_1)\gamma_3}{1+\alpha_1\gamma_3}\right).$$

State 2 rate constraints:

$$Z_{br}^2 \leq \lambda_2\mathcal{C}(\alpha_2\gamma_2), Z_{ba}^2 \leq \lambda_2\mathcal{C}\left(\frac{(1-\alpha_2)\gamma_3}{1+\alpha_2\gamma_3}\right).$$

State 3 rate constraints:

$$Z_{ar}^3 \leq \lambda_3\mathcal{C}(\gamma_1), Z_{br}^3 \leq \lambda_3\mathcal{C}(\gamma_2), Z_{ar}^3 + Z_{br}^3 \leq \lambda_3\mathcal{C}(\gamma_1 + \gamma_2).$$

State 4 rate constraints:

$$Z_{ra}^4 \leq \lambda_4\mathcal{C}(\gamma_1), Z_{rb}^4 \leq \lambda_4\mathcal{C}(\gamma_2).$$

State 5 rate constraints:

$$Z_{rb}^5 \leq \lambda_5\mathcal{C}(\gamma_2), Z_{ab}^5 \leq \lambda_5\mathcal{C}(\gamma_3), Z_{rb}^5 + Z_{ab}^5 \leq \lambda_5\mathcal{C}(\gamma_2 + \gamma_3).$$

State 6 rate constraints:

$$Z_{ra}^6 \leq \lambda_6\mathcal{C}(\gamma_1), Z_{ba}^6 \leq \lambda_6\mathcal{C}(\gamma_3), Z_{ra}^6 + Z_{ba}^6 \leq \lambda_6\mathcal{C}(\gamma_1 + \gamma_3).$$

Flow Constraints: Information received at node r from node a should be equal to the information forwarded from node r to node b . Similarly in the other direction also. Thus, we get the following equality constraints:

$$Z_{ar}^1 + Z_{ar}^3 = Z_{rb}^5 + Z_{rb}^4, \quad Z_{br}^2 + Z_{br}^3 = Z_{ra}^6 + Z_{ra}^4.$$

In these constraints, α_1 is the fraction of power used for the message from a to r in state 1, and α_2 is the fraction of power used for the message from a to r in state 2. Numerical evaluation of this achievable rate region of the 6-state DF protocol is done for some illustrative examples in the numerical results section to show the importance of the various states in achieving different parts of the rate region.

B. Protocols with side information across states

1) *TDBC and HBC protocols*: TDBC [5] is a three phase protocol in which states 1, 2 and 4 are used. In first phase (state 1), a transmits at a rate equal to the capacity of link between a and r . At this time node b listens to this transmission and uses this information as *side information* for decoding after phase 3 (state 4). Phase 2 is similar to phase 1 in which b transmits at a rate equal to the capacity of link between b and r and a listens to this. At the end of each of these phases, relay node r decode the messages and does a binning operation on these messages. In phase 3, r transmits this binned information to a and b . Since a and b know the message meant for the other destination, relay node r can use XOR of these messages for broadcasting.

HBC is a four phase protocol in which states 1, 2, 3 and 4 are used. States 1, 2 and 4 are used in the same way as in TDBC. State 3, where terminals a and b transmit simultaneously (MAC) to relay r , is also added. These messages are decoded at the relay and forwarded as such in state 4. In HBC, state 4 is used for forwarding binned messages from state 1 and 2 as well as for forwarding messages received in state 3. The HBC protocol is always better than TDBC and MABC protocols since they are special cases of the HBC protocol. The use of *side information* from one phase in decoding during another phase provides improvement in TDBC and HBC over MABC for some channel conditions.

The achievable rate region for HBC protocol has been obtained in [5]. It is the closure of the set of all points

(R_a, R_b) satisfying following constraints.

$$\begin{aligned} R_a &\leq \min\{(\lambda_1 + \lambda_3)\mathcal{C}(\gamma_1), \lambda_1\mathcal{C}(\gamma_3) + \lambda_4\mathcal{C}(\gamma_2)\}, \\ R_b &\leq \min\{(\lambda_2 + \lambda_3)\mathcal{C}(\gamma_2), \lambda_2\mathcal{C}(\gamma_3) + \lambda_4\mathcal{C}(\gamma_1)\}, \\ R_a + R_b &\leq \lambda_1\mathcal{C}(\gamma_1) + \lambda_2\mathcal{C}(\gamma_2) + \lambda_3\mathcal{C}(\gamma_1 + \gamma_2), \\ \sum_{i=1}^4 \lambda_i &= 1, 0 \leq \lambda_i \leq 1. \end{aligned} \quad (15)$$

2) *6-state protocol*: States 1, 2, 3 and 4 are used in the HBC protocol. A 6-state protocol that uses all 6 states has been proposed in [8]. This protocol is similar to the HBC protocol except that MAC states 5 and 6 are used before the use of state 4. Here, we arrive at the same achievable region as that of the 6-state protocol in a slightly different way than in [8]. States 1, 2, 3 and 4 are used as in the HBC protocol. In states 5 and 6, we have MAC transmissions from $\{a, r\}$ and $\{b, r\}$ to node b and a , respectively, i.e., in states 5 and 6, there is a direct transmission between the terminal nodes a and b , and forwarding of messages received at relay in previous phases. In the HBC protocol, the direct link between a and b is only used to obtain side information to decode the transmission from the relay. In the 6-state protocol, the direct link is also used to send messages.

The achievable rate region of the 6-state protocol is now the closure of the set of all points (R_a, R_b) satisfying the following constraints:

$$\begin{aligned} R_a &\leq Z_{ab}^5 + \min\{(\lambda_1 + \lambda_3)\mathcal{C}(\gamma_1), \\ &\quad \lambda_1\mathcal{C}(\gamma_3) + \lambda_4\mathcal{C}(\gamma_2) + Z_{rb}^5\}, \\ R_b &\leq Z_{ba}^6 + \min\{(\lambda_2 + \lambda_3)\mathcal{C}(\gamma_2), \\ &\quad \lambda_2\mathcal{C}(\gamma_3) + \lambda_4\mathcal{C}(\gamma_1) + Z_{ra}^6\}, \\ R_a + R_b &\leq \lambda_1\mathcal{C}(\gamma_1) + Z_{ab}^5 + \lambda_2\mathcal{C}(\gamma_2) + Z_{ba}^6 + \lambda_3\mathcal{C}(\gamma_1 + \gamma_2), \\ \sum_{i=1}^6 \lambda_i &= 1, 0 \leq \lambda_i \leq 1. \end{aligned}$$

$$\begin{aligned} Z_{ab}^5 &\leq \lambda_5\mathcal{C}(\gamma_3), \quad Z_{rb}^5 \leq \lambda_5\mathcal{C}(\gamma_2), \quad Z_{ab}^5 + Z_{rb}^5 \leq \lambda_5\mathcal{C}(\gamma_2 + \gamma_3), \\ Z_{ba}^6 &\leq \lambda_6\mathcal{C}(\gamma_3), \quad Z_{ra}^6 \leq \lambda_6\mathcal{C}(\gamma_1), \quad Z_{ba}^6 + Z_{ra}^6 \leq \lambda_6\mathcal{C}(\gamma_1 + \gamma_3). \end{aligned}$$

The above achievable rate region is obtained by modifying the achievable rate region for HBC protocol to include the effect of states 5 and 6 as well. The main points are summarized here. (1) Z_{ab}^5 represents the direct information transmission from node a to node b in state 5. Similarly Z_{ba}^6 represents the direct information transmission from node b to node a in state 6. (2) The first term inside $\min\{\}$ in the constraints for R_a and R_b correspond to the flow from source to relay and the second term in the constraints for R_a and R_b correspond to the flow from relay to destination. For source to relay flow, this protocol also uses the same states as HBC protocol. For forwarding from relay, this protocol uses states 5 and 6 also. Thus, while the first terms inside $\min\{\}$ remain the same as HBC, the second term has an additional term corresponding to flow from relay in states 5 and 6 for rates R_a and R_b , respectively. (3) The bound on $R_a + R_b$ corresponds to the sum of all information flow from both

sources. Thus, in state 3, it is bounded by the MAC capacity bound, and in other states it is bounded by individual links. In state 4, there is no information flow from source.

Now, we can observe that the choice of Z_{ab}^5 , Z_{rb}^5 , Z_{ba}^6 , and Z_{ra}^6 that maximize the achievable rate region are: $Z_{ab}^5 + Z_{rb}^5 = \lambda_5\mathcal{C}(\gamma_2 + \gamma_3)$, $Z_{ba}^6 + Z_{ra}^6 = \lambda_6\mathcal{C}(\gamma_1 + \gamma_3)$, $Z_{ab}^5 = \lambda_5\mathcal{C}(\gamma_3)$, and $Z_{ba}^6 = \lambda_6\mathcal{C}(\gamma_3)$. Substituting this choice, we get the same region as in [8].

3) *CoMABC protocol*: The achievable rate region for CoMABC protocol is taken from [7]. We are assuming $\gamma_3 \leq \gamma_1 \leq \gamma_2$. Thus, states 3, 4 and 6 are used in this protocol. The constraints for the CoMABC protocol are given by

$$\begin{aligned} R_a &\leq \min\{\lambda_3 R_{ar}^*, \lambda_4\mathcal{C}(\gamma_2)\}, \\ R_b &\leq \min\{\lambda_3 R_{br}^* + \lambda_6\mathcal{C}(\gamma_3), \lambda_4\mathcal{C}(\gamma_1) + \lambda_6\mathcal{C}(\gamma_1 + \gamma_3)\}, \\ R_{ar}^* &= \left[\log \left(\frac{\gamma_1}{\gamma_1 + \gamma_2} + \gamma_1 \right) \right]^+, \\ R_{br}^* &= \left[\log \left(\frac{\gamma_2}{\gamma_1 + \gamma_2} + \gamma_2 \right) \right]^+. \end{aligned} \quad (16)$$

C. Numerical Results

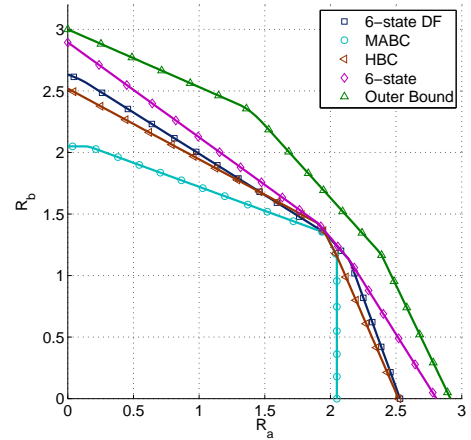


Fig. 3. Achievable rate region and Outer bound for various protocols: $\gamma_1 = 10$ dB, $\gamma_2 = 15$ dB, $\gamma_3 = 3$ dB

1) *Comparison with DF protocols*: Figs. 3 and 4 show the comparison of different DF protocols with the outer bound. The 6-state DF and HBC protocols are always better than MABC. The 6-state DF protocol also achieves several rate pairs that the HBC protocol cannot achieve even though the HBC protocol uses side information across states. The HBC protocol also achieves some rate pairs that the 6-state DF protocol cannot achieve (see Fig. 4 for small R_b). The 6-state protocol achieves a larger rate region than all other protocols as expected since it uses all states as well as the side information used in HBC protocol. The achievable rate region of the 6-state protocol is closer to the outer bound in Fig. 3 where the SNRs are higher than in Fig. 4.

2) *Comparison with CoMABC protocol*: Figs. 5, 6 and 7 show the comparison of the 6-state DF and 6-state protocols

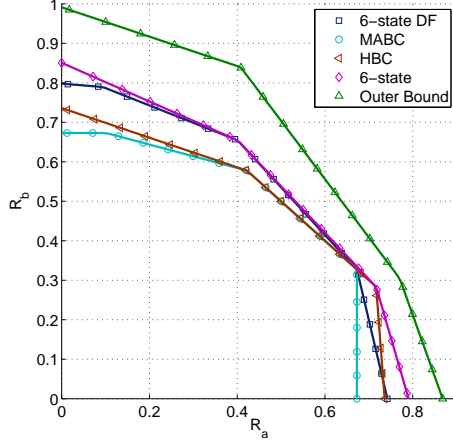


Fig. 4. Achievable rate region and Outer bound for various protocols: $\gamma_1 = 0$ dB, $\gamma_2 = 5$ dB, $\gamma_3 = -7$ dB

with the CoMABC protocol. As mentioned earlier, CoMABC is not a DF protocol and the relay forwards a estimated function of the two messages. Thus, it has some advantage over DF protocols. However, the CoMABC protocol does not use all states. Therefore, it does not achieve some rate pairs that 6-state or 6-state DF can achieve. The CoMABC protocol is optimized to maximize sum rate. Therefore, it performs well near the maximum sum rate points. States 5 and 6 used in the 6-state DF and 6-state protocol are very useful for achieving asymmetric rates. Fig. 6 considers a high SNR scenario where $\gamma_1 = 30$ dB, $\gamma_2 = 35$ dB, and $\gamma_3 = 13$ dB. In this case, the CoMABC protocol almost achieves the outer bound for symmetric rates, while the 6-state protocol is close to the outer bound for asymmetric rates. Fig. 7 considers a low SNR scenario where $\gamma_1 = 0$ dB, $\gamma_2 = 5$ dB, and $\gamma_3 = -7$ dB. In this case, the CoMABC protocol is worse than the 6-state protocol except near $R_a = 0$.

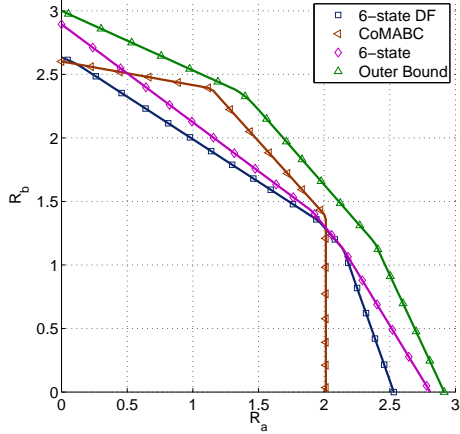


Fig. 5. Comparison with CoMABC: $\gamma_1 = 10$ dB, $\gamma_2 = 15$ dB, $\gamma_3 = 3$ dB

V. ANALYTICAL OUTER BOUNDS

The outer bound in Theorem 1 can be evaluated by solving a linear program for each k . In this section, we derive an

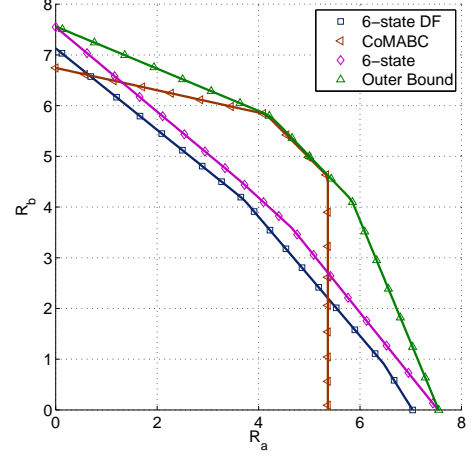


Fig. 6. Comparison with CoMABC: $\gamma_1 = 30$ dB, $\gamma_2 = 35$ dB, $\gamma_3 = 13$ dB

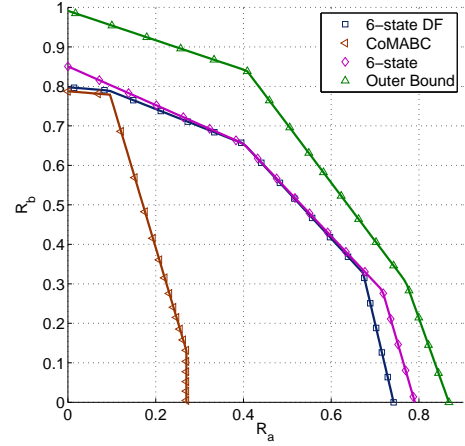


Fig. 7. Comparison with CoMABC: $\gamma_1 = 0$ dB, $\gamma_2 = 5$ dB, $\gamma_3 = -7$ dB

analytical expression that is an outer bound by analyzing the dual of the linear programs in Theorems 1 and 3. These outer bounds are easier to evaluate and can also be used to gain a better understanding of the bound.

A. Outer Bound

The dual of the linear program in Theorem 1 is: $\min_{\{y_i\}} y_5$

$$\begin{aligned}
 \text{subject to } & y_5 \geq y_1 \mathcal{C}(\gamma_1 + \gamma_3) + y_2 \mathcal{C}(\gamma_3), \\
 & y_5 \geq y_3 \mathcal{C}(\gamma_2 + \gamma_3) + y_4 \mathcal{C}(\gamma_3), \\
 & y_5 \geq y_1 \mathcal{C}(\gamma_1) + y_3 \mathcal{C}(\gamma_2), \\
 & y_5 \geq y_2 \mathcal{C}(\gamma_2) + y_4 \mathcal{C}(\gamma_1), \\
 & y_5 \geq y_1 \mathcal{C}(\gamma_3) + y_2 \mathcal{C}((\sqrt{\gamma_2} + \sqrt{\gamma_3})^2), \\
 & y_5 \geq y_3 \mathcal{C}(\gamma_3) + y_4 \mathcal{C}((\sqrt{\gamma_1} + \sqrt{\gamma_3})^2), \\
 & ky_1 + ky_2 + y_3 + y_4 \geq 1.
 \end{aligned} \tag{17}$$

Theorem 4: For any $k \geq 1$, R_b is upperbounded as

$$R_b \leq \max\{T_1, T_2, T_3, T_4\},$$

$$\text{where } T_1 = \frac{3k-1}{2k^2} \frac{\mathcal{C}(\gamma_1)\mathcal{C}(\gamma_2)}{\mathcal{C}(\gamma_1) + \mathcal{C}(\gamma_2)},$$

$$T_2 = \frac{2k-1}{2k^2} \frac{\mathcal{C}(\gamma_2)\mathcal{C}(\gamma_1+\gamma_3) + \mathcal{C}(\gamma_1)\mathcal{C}(\gamma_3)}{\mathcal{C}(\gamma_1) + \mathcal{C}(\gamma_2)},$$

$$T_3 = \frac{2k-1}{2k^2} \frac{\mathcal{C}(\gamma_2)\mathcal{C}(\gamma_3) + \mathcal{C}(\gamma_1)\mathcal{C}((\sqrt{\gamma_2} + \sqrt{\gamma_3})^2)}{\mathcal{C}(\gamma_1) + \mathcal{C}(\gamma_2)},$$

$$T_4 = \frac{1}{2k} \frac{\mathcal{C}(\gamma_1)\mathcal{C}(\gamma_3) + \mathcal{C}(\gamma_2)\mathcal{C}((\sqrt{\gamma_1} + \sqrt{\gamma_3})^2)}{\mathcal{C}(\gamma_1) + \mathcal{C}(\gamma_2)}.$$

Proof: The value of the dual program at any feasible point is an upper bound on the value of the primal problem. Choosing an appropriate feasible point in the dual program provides a good upper bound on R_b . The bound on R_b is obtained by choosing the following:

$$y_1 = \frac{2k-1}{2k^2} \frac{\mathcal{C}(\gamma_2)}{\mathcal{C}(\gamma_1) + \mathcal{C}(\gamma_2)}; \quad y_2 = \frac{2k-1}{2k^2} \frac{\mathcal{C}(\gamma_1)}{\mathcal{C}(\gamma_1) + \mathcal{C}(\gamma_2)};$$

$$y_3 = \frac{1}{2k} \frac{\mathcal{C}(\gamma_1)}{\mathcal{C}(\gamma_1) + \mathcal{C}(\gamma_2)}; \quad y_4 = \frac{1}{2k} \frac{\mathcal{C}(\gamma_2)}{\mathcal{C}(\gamma_1) + \mathcal{C}(\gamma_2)}$$

Corollary 1: (1) For $k = 1$, $T_2 \leq T_4$. Therefore, $R_b \leq \max\{T_1, T_3, T_4\}$. (2) For $\gamma_1 = \gamma_2 = \gamma$ and $k = 1$, we get

$$R_b \leq \max \left\{ \frac{\mathcal{C}(\gamma)}{2}, \frac{1}{4} [\mathcal{C}(\gamma_3) + \mathcal{C}((\sqrt{\gamma} + \sqrt{\gamma_3})^2)] \right\}. \quad (18)$$

Remark 1: A result similar to Theorem 4 can be obtained for $k < 1$ as well. In this case, we can set $R_b = k'R_a$, where $k' > 1$ and use the same technique as in Theorem 4. The expressions obtained for T_1 to T_4 are similar to Theorem 4 except that γ_1 and γ_2 are interchanged in each expression.

Remark 2: R_b is also upper bounded by the upper bound for one-way relaying from b to a with $R_a = 0$, i.e., we have

$$R_b \leq \frac{\mathcal{C}(\gamma_1 + \gamma_3)\mathcal{C}((\sqrt{\gamma_2} + \sqrt{\gamma_3})^2) - \mathcal{C}^2(\gamma_3)}{\mathcal{C}(\gamma_1 + \gamma_3) + \mathcal{C}((\sqrt{\gamma_2} + \sqrt{\gamma_3})^2) - 2\mathcal{C}(\gamma_3)}.$$

This bound is obtained by solving the dual program for one-way relaying. When there is no direct link, i.e., $\gamma_3 = 0$, this reduces to $R_b \leq \frac{\mathcal{C}(\gamma_1)\mathcal{C}(\gamma_2)}{\mathcal{C}(\gamma_1) + \mathcal{C}(\gamma_2)}$, where the bound is the capacity of the half-duplex two-hop linear network [11].

B. Capacity Results

Theorem 5: (1) For $\gamma_1 = \gamma_2 = \gamma$ and $k = 1$, the upper bound on R_a is $\mathcal{C}(\gamma)/2$ for $\gamma_3 \leq \gamma_{30}$, where γ_{30} satisfies $f(\gamma_{30}) = 2\mathcal{C}(\gamma)$, $f(\gamma_3) \triangleq \mathcal{C}(\gamma_3) + \mathcal{C}((\sqrt{\gamma} + \sqrt{\gamma_3})^2)$.

(2) For $\gamma_1 \neq \gamma_2$ and $k = 1$, the upper bound on R_a is $\mathcal{C}(\gamma_1)\mathcal{C}(\gamma_2)/(\mathcal{C}(\gamma_1) + \mathcal{C}(\gamma_2))$ for $\gamma_3 \leq \min(\gamma_{31}, \gamma_{32})$, where γ_{31}, γ_{32} satisfy $f_1(\gamma_{31}) = f_2(\gamma_{32}) = 2\mathcal{C}(\gamma_1)\mathcal{C}(\gamma_2)$ where $f_1(\gamma_3) \triangleq \mathcal{C}(\gamma_2)\mathcal{C}(\gamma_3) + \mathcal{C}(\gamma_1)\mathcal{C}((\sqrt{\gamma_2} + \sqrt{\gamma_3})^2)$ and $f_2(\gamma_3) \triangleq \mathcal{C}(\gamma_1)\mathcal{C}(\gamma_3) + \mathcal{C}(\gamma_2)\mathcal{C}((\sqrt{\gamma_1} + \sqrt{\gamma_3})^2)$.

Proof: Note that $f(\cdot)$, $f_1(\cdot)$, and $f_2(\cdot)$ are monotonically increasing functions of γ_3 for a given γ_1, γ_2 . Therefore: (a) unique solutions exist for γ_{30}, γ_{31} , and γ_{32} , and (b) the resulting max term in each upper bound in Corollary 1 is the first term. ■

In the $\gamma_1 = \gamma_2 = \gamma$, $k = 1$ case, the above result means that the upper bound is $\mathcal{C}(\gamma)/2$. The lattice coding scheme in [15] can achieve rates within 0.5 bits of this

upper bound without any direct link. Therefore, for the weak direct link regime specified by γ_{30} , $\mathcal{C}(\gamma)/2$ is the capacity within 0.5 bits and can be achieved without using the direct link. In the $\gamma_1 \neq \gamma_2$, $k = 1$ case, the bound reduces to $\mathcal{C}(\gamma_1)\mathcal{C}(\gamma_2)/(\mathcal{C}(\gamma_1) + \mathcal{C}(\gamma_2))$ when the direct link is weak. This is equal to the one-way relaying bound when $\gamma_1 \neq \gamma_2$ without the direct link.

C. Analytical Upper Bound for Weighted Sum Rate

Theorem 6: For any k , $kR_a + R_b$ is upperbounded as

$$kR_a + R_b \leq \max\{T_1, T_2, T_3, T_4\},$$

$$\text{where } T_1 = k \frac{\mathcal{C}(\gamma_1 + \gamma_3)\mathcal{C}((\sqrt{\gamma_2} + \sqrt{\gamma_3})^2) - \mathcal{C}^2(\gamma_3)}{\mathcal{C}(\gamma_1 + \gamma_3) + \mathcal{C}((\sqrt{\gamma_2} + \sqrt{\gamma_3})^2) - 2\mathcal{C}(\gamma_3)},$$

$$T_2 = \frac{\mathcal{C}(\gamma_2 + \gamma_3)\mathcal{C}((\sqrt{\gamma_1} + \sqrt{\gamma_3})^2) - \mathcal{C}^2(\gamma_3)}{\mathcal{C}(\gamma_2 + \gamma_3) + \mathcal{C}((\sqrt{\gamma_1} + \sqrt{\gamma_3})^2) - 2\mathcal{C}(\gamma_3)},$$

$$T_3 = k \frac{\mathcal{C}(\gamma_1)\mathcal{C}(\sqrt{\gamma_2} + \sqrt{\gamma_3})^2 - \mathcal{C}(\gamma_3)}{\mathcal{C}(\gamma_1 + \gamma_3) + \mathcal{C}(\sqrt{\gamma_2} + \sqrt{\gamma_3})^2 - 2\mathcal{C}(\gamma_3)}$$

$$+ \frac{\mathcal{C}(\gamma_2)\mathcal{C}(\sqrt{\gamma_1} + \sqrt{\gamma_3})^2 - \mathcal{C}(\gamma_3)}{\mathcal{C}(\gamma_2 + \gamma_3) + \mathcal{C}(\sqrt{\gamma_1} + \sqrt{\gamma_3})^2 - 2\mathcal{C}(\gamma_3)},$$

$$T_4 = k \frac{\mathcal{C}(\gamma_2)\mathcal{C}(\gamma_1 + \gamma_3) - \mathcal{C}(\gamma_3)}{\mathcal{C}(\gamma_1 + \gamma_3) + \mathcal{C}(\sqrt{\gamma_2} + \sqrt{\gamma_3})^2 - 2\mathcal{C}(\gamma_3)}$$

$$\frac{\mathcal{C}(\gamma_1)\mathcal{C}(\gamma_2 + \gamma_3) - \mathcal{C}(\gamma_3)}{\mathcal{C}(\gamma_2 + \gamma_3) + \mathcal{C}(\sqrt{\gamma_1} + \sqrt{\gamma_3})^2 - 2\mathcal{C}(\gamma_3)}.$$

Proof: The bound is obtained by writing the dual of the linear program and choosing the dual variables as:

$$y_1 = \frac{\mathcal{C}((\sqrt{\gamma_2} + \sqrt{\gamma_3})^2) - \mathcal{C}(\gamma_3)}{\mathcal{C}(\gamma_1 + \gamma_3) + \mathcal{C}((\sqrt{\gamma_2} + \sqrt{\gamma_3})^2) - 2\mathcal{C}(\gamma_3)},$$

$$y_2 = \frac{\mathcal{C}(\gamma_1 + \gamma_3) - \mathcal{C}(\gamma_3)}{\mathcal{C}(\gamma_1 + \gamma_3) + \mathcal{C}((\sqrt{\gamma_2} + \sqrt{\gamma_3})^2) - 2\mathcal{C}(\gamma_3)},$$

$$y_3 = \frac{\mathcal{C}((\sqrt{\gamma_1} + \sqrt{\gamma_3})^2) - \mathcal{C}(\gamma_3)}{\mathcal{C}(\gamma_2 + \gamma_3) + \mathcal{C}((\sqrt{\gamma_1} + \sqrt{\gamma_3})^2) - 2\mathcal{C}(\gamma_3)},$$

$$y_4 = \frac{\mathcal{C}(\gamma_2 + \gamma_3) - \mathcal{C}(\gamma_3)}{\mathcal{C}(\gamma_2 + \gamma_3) + \mathcal{C}((\sqrt{\gamma_1} + \sqrt{\gamma_3})^2) - 2\mathcal{C}(\gamma_3)}.$$

D. Numerical Results

Figure 8 compares the numerical (solving a linear program) and analytical outer bounds for three channel conditions A, B, and C. The two analytical bounds are close to the numerical bound. The first analytical bound is better for symmetric rates, while the second outer bound is better for asymmetric rates. In case B, where $\gamma_1 = \gamma_2$, the first analytical bound matches with numerical bound for $k = 1$ as expected from Theorem 5. Figure 9 shows the threshold $\min(\gamma_{31}, \gamma_{32})$ defined in Theorem 5 as a function of γ_2 for a given $c = \gamma_1/\gamma_2$. Three values of c are considered. The results illustrate for these cases the range of $\gamma_3 \leq \min(\gamma_{31}, \gamma_{32})$ when the direct link can be ignored in the outer bound.

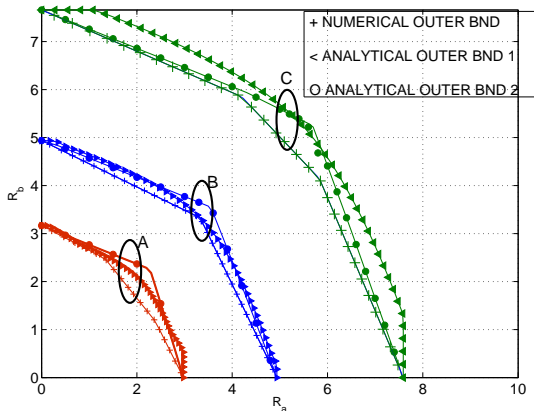


Fig. 8. Comparison of analytical and numerical outer bounds – Case A: $\gamma_1 = 10$ dB, $\gamma_2 = 15$ dB, $\gamma_3 = 3$ dB, Case B: $\gamma_1 = 20$ dB, $\gamma_2 = 20$ dB, $\gamma_3 = 8$ dB, Case C: $\gamma_1 = 30$ dB, $\gamma_2 = 35$ dB, $\gamma_3 = 13$ dB,

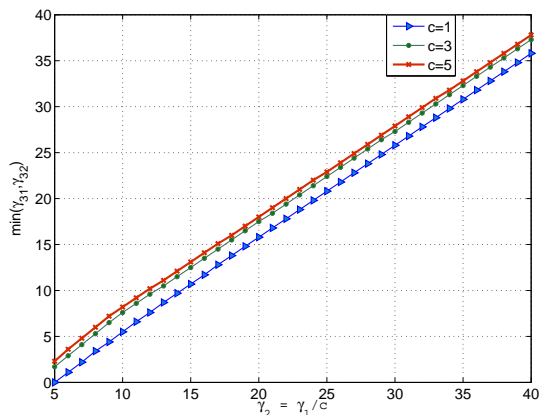


Fig. 9. Threshold for $\gamma_3 = \min(\gamma_{31}, \gamma_{32})$ with $\gamma_1 = c\gamma_2$

VI. SUMMARY

The half-duplex two-way Gaussian relay channel with direct link has been studied. First, an outer bound for the rate region achieved by any protocol was derived. At any point on this outer bound, only four out of the six possible states are required. Then, this outerbound was compared with various existing protocols – HBC, 6-state, and CoMABC – and their achievable rate regions. While the CoMABC protocol is good near the maximum sum rate region, the 6-state protocol is good for asymmetric rates, particularly at lower SNRs. The 6-state protocol is able to achieve this even while being restricted to only DF. The analytical outer bounds derived in this paper were shown to be close to the numerically computed outer bound. These analytical outer bounds can be used to gain a better understanding of the capacity region boundary. We also obtained the symmetric capacity (to within 0.5 bits) using the analytical bounds for some channel conditions where the direct link between nodes a and b is weak. The analytical bounds using the dual of the linear program could be potentially improved in the future

to identify more channel conditions where capacity can be determined.

REFERENCES

- [1] P. Popovski and H. Yomo, “Physical network coding in two-way wireless relay channels,” in *IEEE ICC 2007*, 2007, pp. 707–712.
- [2] I.-J. Baik and S.-Y. Chung, “Network coding for two-way relay channels using lattices,” in *IEEE ICC 2008*, 2008, pp. 3898–3902.
- [3] S. Zhang and S.-C. Liew, “Channel coding and decoding in a relay system operated with physical-layer network coding,” *IEEE Journal on Selected Areas in Communications*, vol. 27, no. 5, pp. 788–796, June 2009.
- [4] M. Wilson, K. Narayanan, H. Pfister, and A. Sprintson, “Joint physical layer coding and network coding for bidirectional relaying,” *Information Theory, IEEE Transactions on*, vol. 56, no. 11, pp. 5641–5654, nov. 2010.
- [5] S. Kim, P. Mitran, and V. Tarokh, “Performance bounds for bidirectional coded cooperation protocols,” *Information Theory, IEEE Transactions on*, vol. 54, no. 11, pp. 5235–5241, 2008.
- [6] S. Kim, N. Devroye, P. Mitran, and V. Tarokh, “Achievable rate regions and performance comparison of half duplex bi-directional relaying protocols,” *Information Theory, IEEE Transactions on*, vol. 57, no. 10, pp. 6405–6418, 2011.
- [7] Y. Tian, D. Wu, C. Yang, and A. Molisch, “Asymmetric two-way relay with doubly nested lattice codes,” *Wireless Communications, IEEE Transactions on*, no. 99, pp. 1–9, 2012.
- [8] C. Gong, G. Yue, and X. Wang, “A transmission protocol for a cognitive bidirectional shared relay system,” *IEEE Journal of Selected Topics in Signal Processing*, vol. 5, no. 1, pp. 160–170, feb. 2011.
- [9] M. Khafagy, A. El-Keyi, M. Nafie, and T. ElBatt, “Degrees of freedom for separated and non-separated half-duplex cellular MIMO two-way relay channels,” in *IEEE ICC 2012*. IEEE, 2012.
- [10] C. Schnurr, S. Stanczak, and T. Oechtering, “Achievable rates for the restricted half-duplex two-way relay channel under a partial-decode-and-forward protocol,” in *Information Theory Workshop, 2008. ITW’08. IEEE*. IEEE, 2008, pp. 134–138.
- [11] M. Khojastepour, A. Sabharwal, and B. Aazhang, “On capacity of gaussian ‘cheap’ relay channel,” in *Global Telecommunications Conference, 2003. GLOBECOM’03. IEEE*, vol. 3. IEEE, 2003, pp. 1776–1780.
- [12] D. Bertsimas and J. N. Tsitsiklis, *Introduction to Linear Optimization*. Athena Scientific, 1997.
- [13] T. M. Cover and J. A. Thomas, *Elements of Information Theory*. John Wiley, 1991.
- [14] Y. Wu, “Broadcasting when receivers know some messages a priori,” in *Information Theory, 2007. ISIT 2007. IEEE International Symposium on*. IEEE, 2007, pp. 1141–1145.
- [15] W. Nam, S.-Y. Chung, and Y. H. Lee, “Capacity of the gaussian two-way relay channel to within 1/2 bit,” *Information Theory, IEEE Transactions on*, vol. 56, pp. 5488–5494, Nov. 2010.