

Electrical conductivity of plasmas of DB white dwarf atmospheres

V. A. Srećković¹, Lj. M. Ignjatović^{1,3} ^{*}, A. A. Mihajlov^{1,3}
and M. S. Dimitrijević^{2,3,4}

¹*Institute of Physics, P. O. Box 57, 11001 Belgrade, Serbia*

²*Astronomical Observatory, Volgina 7, 11160 Belgrade 74, Serbia*

³*Isaac Newton Institute of Chile, Yugoslavia Branch*

⁴*Observatoire de Paris, 92195 Meudon Cedex, France*

ABSTRACT

The static electrical conductivity of non-ideal, dense, partially ionized helium plasma was calculated over a wide range of plasma parameters: temperatures $1 \cdot 10^4 \text{K} \lesssim T \lesssim 1 \cdot 10^5 \text{K}$ and mass density $1 \times 10^{-6} \text{g/cm}^3 \lesssim \rho \lesssim 2 \text{g/cm}^3$. Calculations of electrical conductivity of plasma for the considered range of plasma parameters are of interest for DB white dwarf atmospheres with effective temperatures $1 \cdot 10^4 \text{K} \lesssim T_{eff} \lesssim 3 \cdot 10^4 \text{K}$.

Electrical conductivity of plasma was calculated by using the modified random phase approximation and semiclassical method, adapted for the case of dense, partially ionized plasma. The results were compared with the unique existing experimental data, including the results related to the region of dense plasmas. In spite of low accuracy of the experimental data, the existing agreement with them indicates that results obtained in this paper are correct.

Key words: stars: atmospheres – white dwarfs – kinematics

1 INTRODUCTION

DB white dwarf atmospheres belong to the class of astrophysical objects which have been investigated for a long time and from various aspects (Bues 1970; Koester 1980; Stancil et al.

* E-mail: ljuba@ipb.ac.rs

1993). In the previous period, the contribution of the authors of this paper was related to the research of optical properties of DB white dwarf atmospheres within the range of average effective temperatures $1 \cdot 10^4 \text{K} \lesssim T_{eff} \lesssim 2 \cdot 10^4 \text{K}$. So, the papers of Mihajlov & Dimitrijević (1992) and of Mihajlov et al. (1994, 1995) were dedicated to the research of continual absorption in the optical part of EM spectra, the paper of Mihajlov et al. (2003) - to the research of chemi-ionization/recombination processes and of Ignjatović et al. (2009) - to the investigation of continual absorption in the VUV region of EM spectra.

Recently, the transport properties of helium plasmas, characteristic of some DB white dwarf atmospheres, attracted the authors' attention, first of all the electrical conductivity. Namely, the data on electrical conductivity of plasma of stars with a magnetic field or moving in the magnetic field of the other component in a binary system (see e.g. Zhang et al. (2009), Potter & Tout (2009) and Rodriguez-Gil et al. (2009)) could be of significant interest, since they are useful for the study of thermal evolution of such objects (cooling, nuclear burning of accreted matter) and the investigation of their magnetic fields. For example, Kopecký (1970) and Kopecký & Kotrč (1973) studied electrical conductivity for stars of various spectral types, in order to investigate the magnetohydrodynamic differences in their atmospheres. Recently, Mazevet et al. (2007) investigated He conductivity in cool white dwarf atmospheres, since the possibility of using these stars for dating stellar populations has generated a renewed interest in modelling their cooling rate (Fontaine et al. 2001). Also, the transport processes occurring in the cores of white dwarfs (see e.g. Baiko & Yakovlev (1995) and numerous references therein) have been considered. Moreover, electrical conductivity was particularly investigated for solar plasma, since it is of interest for consideration of various processes in the observed atmospheric layers, like the relation between magnetic field and convection, the question of magnetic field dissipation and the energy released by such processes (see e. g. Kopecký (1970) and references therein). For example Feldman (1993) investigated the role of electrical conductivity in the construction of a theoretical model of the upper Solar atmosphere, and Kazeminezhad & Goodman (2006) considered the electrical conductivity of solar plasma for magnetohydrodynamic simulations of the solar chromospheric dynamo. Given that electrical conductivity plays an analogous role in other stars as well, it is of interest to investigate its significance, to adapt the methods for research into stellar plasma conditions and to provide the needed data.

An additional interest for data on electrical conductivity in white dwarf atmospheres may be stimulated by the search for extra-solar planets. Namely Jianke et al. (1998) have

shown that a planetary core in orbit around a white dwarf may reveal its presence through its interaction with the magnetosphere of the white dwarf. Such an interaction will generate electrical currents that will directly heat the atmosphere near its magnetic poles. Jianke et al. (1998) emphasize that this heating may be detected within the optical wavelength range as H_α emission. For investigation and modelling of mentioned electrical currents, the data on electrical conductivity in white dwarf atmospheres will be useful.

One of the most frequently used approximations for consideration of transport properties of different plasmas is the approximation of "fully ionized plasma" (Spitzer 1962; Radke et al. 1976; Adamyan et al. 1980; Kurilenkov 1984; Ropke & Redmer 1989; Djuric et al. 1991; Nurekenov et al. 1997; Zaika et al. 2000; Esser et al. 2003). It was shown that the electrical conductivity of fully ionized plasmas can be successfully calculated using the modified random-phase approximation (RPA) (Djuric et al. 1991; Adamyan et al. 1994a,b) in the region of strong and moderate non-ideality, while the weakly non-ideal plasmas were successfully treated within the semiclassical approximation (SC) (Mihajlov et al. 1993; Vitel et al. 2001). In practice, even the plasmas with a significant neutral component are treated as fully ionized in order to simplify the considered problems, (Ropke & Redmer 1989; Esser & Ropke 1998; Zaika et al. 2000; Esser et al. 2003). However, our preliminary estimates have shown that such an approach is not applicable for the helium plasmas of DB white dwarf atmospheres described in (Koester 1980), where the influence of neutral component cannot be neglected.

Therefore, an adequate method for calculations of electrical conductivity of dense, partially ionized helium plasmas is developed in this paper. This method represents a generalization of methods developed in Djuric et al. (1991) and Mihajlov et al. (1993), namely modified RPA and SC methods, and gives a possibility to estimate the real contribution of the neutral component to the static electrical conductivity of the considered helium plasmas within a wide range of mass densities (ρ) and temperatures (T).

The calculations were performed for helium plasma in the state of local thermodynamical equilibrium with given ρ and T for $1 \cdot 10^4 \text{K} \lesssim T \lesssim 1 \cdot 10^5 \text{K}$ and $1 \times 10^{-6} \text{g/cm}^3 \lesssim \rho \lesssim 2 \text{g/cm}^3$. The obtained results are compared with the corresponding experimental data (Mintsev et al. (1980); Ternovoi et al. (2002); Shilkin et al. (2003)). For the calculations of plasma characteristics of DB white dwarf atmospheres the data from (Koester 1980) were used.

2 THEORY

2.1 The plasma electrical conductivity

On the basis of the previous paper of Adamyan et al. (1980), a modified RPA method for calculation of static conductivity of fully ionized plasma was developed in Djuric et al. (1991) and Adamyan et al. (1994a). The principal role in this method belongs to the formula for energy-dependent electron-electron (ee) and electron-ion (ei) relaxation times $t_{ee;ei}(E) = t_{ee;ei}^{RPA}$, where E is the energy of single electron state, determined as a sum over the Matsubara frequencies by using the methods of Green function theory. This method is especially suitable for calculation of electrical conductivity of dense non-ideal plasmas with electron density (N_e) larger than 10^{17} cm^{-3} . In the region $N_e < 10^{17} \text{ cm}^{-3}$ the static conductivity of fully ionized plasmas can be determined well using the SC method developed in Mihajlov et al. (1993), which is also based on electron relaxation time $t_{ee;ei}(E) = t_{ee;ei}^{SC}$. It is important that SC method gives practically the same results as RPA method in a wider region of the electron densities around the value of $N_e = 10^{17} \text{ cm}^{-3}$. SC method was tested from this aspect in Vitel et al. (2001), where it was experimentally verified through comparison with the results from Spitzer (1962) and Kurilenkov (1984), just for the helium plasmas.

However, as it was already mentioned, the helium plasma of the considered DB white dwarf atmospheres contains significant neutral atom component, as follows from Bues (1970) and Koester (1980). Because of that, we will start here from the fact that in both RPA and SC methods effective electron relaxation times $t_{ee;ei}(E)$ can be expressed as

$$\frac{1}{t_{ee;ei}(E)} = \nu_{ee;ei}(E), \quad (1)$$

where E is the electron energy, and $\nu_{ee;ei}(E)$ - the corresponding total electron-electron and electron-ion collision frequency. This gives a possibility to generalize the modified RPA and SC methods for the case of partially ionized plasmas, replacing $1/t_{ee;ei}(E)$ by $\nu_{e;tot}(E)$

$$\nu_{e;tot}(E) = \nu_{ee;ei}(E) + \nu_{ea}(E) = \frac{1}{t_{ee;ei}(E)} + \nu_{ea}(E), \quad (2)$$

where $\nu_{ea}(E)$ is an effective electron-atom collision frequency. Consequently, the basic RPA and SC expressions for the static electrical conductivity σ_0 transform to the corresponding Frost-like expressions

$$\sigma_0 = \frac{4e}{3m} \int_0^\infty E \cdot w(E) \cdot \frac{1}{\left[\frac{1}{t_{ee;ei}(E)} + \nu_{ea}(E) \right]} \cdot \frac{df_{FD}(E)}{dE} dE, \quad (3)$$

where m and e are the mass and the modulus of charge of the electron, $w(E)$ is the density

of the single electron states in the energy space, $f_{FD}(E) \equiv f_{FD}(E; T, N_e)$ is the Fermi-Dirac distribution function for given N_e and temperature T , and $t_{ee;ei}(E) = t_{ee;ei}^{RPA}$ or $t_{ee;ei}(E) = t_{ee;ei}^{SC}$.

On the basis of composition and temperature data of the considered DB white dwarf atmospheres (Bues 1970; Koester 1980), one can note that only four components of these atmospheres are important for determination of σ_0 : free electrons, He^+ and He^{2+} ions, and helium atoms. In accordance with this, the expression for $1/t_{ee;ei}^{RPA}$ from Djuric et al. (1991) can be presented in the form

$$\frac{1}{t_{ee;ei}^{RPA}(E)} = \frac{4\pi m N_e e^4 k_B T}{(2mE)^{3/2}} \int_0^{\sqrt{8mE}/\hbar} \frac{dq}{q} \sum_n \left\{ \frac{Z_e^2 \Pi_{e;n}(q)}{N_e \varepsilon_n^3(q)} + \sum_{j=1,2} \frac{Z_{ij}^2 \Pi_{ij;n}(q)}{N_{ij} \varepsilon_n^3(q)} \right\}, \quad (4)$$

where \hbar and k_B are the Planck and Boltzmann constants respectively, $Z_e \cdot e$ and $Z_{i1,i2} \cdot e$ - the charges of electron and $He^+(1s)$ and He^{2+} ions ($Z_e = -1$, $Z_{i1} = 1$, $Z_{i2} = 2$), N_{i1} and N_{i2} - the corresponding helium ion densities, $\Pi_{e;n}(q)$, $\Pi_{i1;n}(q)$ and $\Pi_{i2;n}(q)$ - the electron and ion polarization operators, $\varepsilon_n(q)$ - the dielectric function, $n = 0, \pm 1, \pm 2, \dots$, and summation is extended over all the Matsubara frequencies $\Omega_n = 2\pi n k_B T / \hbar$. The detailed expressions for polarization operators and dielectric functions are given in Djuric et al. (1991) and Adamyan et al. (1994a).

The SC expression for σ_0 is applied to the outer layers of the considered DB white dwarf atmospheres where $N_e < 10^{17} \text{ cm}^{-3}$ and the presence of He^{2+} ions can be neglected. Because of that the expression for $1/t_{ee;ei}^{SC}$, in accordance with Mihajlov et al. (1993), can be taken in the form

$$\frac{1}{t_{ee;ei}^{SC}(E)} = \left[\frac{1}{\chi_{ee}} \frac{(2m)^{1/2} E^{3/2}}{2e^4 Z_{i1} N_e} \frac{1}{\ln(1 + \Lambda_i^2)^{1/2}} \right]^{-1}, \quad \Lambda_i = \frac{2E}{Z_{i1} e^2} \cdot r_{ci}, \quad (5)$$

where k is Boltzmann constant and $Z_{i1} = 1$. The correction factor $1/\chi_{ee} = 1/\chi_{ee}(Z_{i1}, T)$ is determined within SC method, while $r_{ci} \sim (4\pi e^2 N_e / kT)^{-1/2}$ is the corresponding screening length which is an external parameter of the theory. The values of $1/\chi_{ee}$ for $Z_{i1} = 1$ and $10^4 K \leq T \leq 10^5 K$ are taken from Mihajlov et al. (1993). Here, value $r_{ci} = r_{n;i}$ is taken as the screening length, where the ion neutrality radius $r_{n;i}$ is given by the expressions obtained in Mihajlov et al. (2009). Such a choice of the screening length provides overlapping SC and RPA values of σ_0 in a wider region of the electron densities around the value of $N_e = 10^{17} \text{ cm}^{-3}$.

Finally, the electron-atom collision frequency $\nu_{ea}(E)$ in Eq. (3) is given here by the known

expression

$$\nu_{ea}(E) = N_a \cdot v(E) \cdot Q_{ea}^{tr}(E), \quad (6)$$

where N_a is the $He(1s^2)$ atom density, $v(E) = (2E/m)^{1/2}$ - relative electron-atom velocity, and $Q_{ea}^{tr}(E)$ - the transport cross-section for the elastic $e-He(1s^2)$ scattering (Mott & Massey 1970).

2.2 The electron-atom transport cross-section

The exact quantum-mechanical calculation of the transport cross-section for elastic electron-atom collisions is a very hard problem in itself. However, in the case of $e-He(1s^2)$ scattering the problem becomes easier within the considered temperature range where all non-elastic collision processes can be neglected. Namely, in this case it can be treated as scattering of electrons in an adequately chosen model potential $U(r)$, where r is the distance between the electron and the nucleus of $He(1s^2)$ atom. Thus, the electron movement is described by a wave function $\Psi(r, \theta, \phi) = \frac{\chi_l(r)}{r} Y_{lm}(\theta, \phi)$, where $Y_{lm}(\theta, \phi)$ is a spherical harmonic function of degree l and order m , while the function $\chi_l(r)$ satisfies the radial Schrodinger equation

$$\left[-\frac{1}{2} \frac{d^2 r}{dr^2} + U(r) + \frac{l(l+1)}{2r^2} \right] \chi(r) = E\chi(r), \quad (7)$$

given in atomic units. Following the previous paper of Ignjatović & Mihajlov (1997), we take the model potential $U(r)$ in the form

$$U(r) = \begin{cases} U_0(r) = -\frac{Z}{r} + \frac{q}{r+r_0} + \frac{Z-q}{r_0}, & 0 < r < r_i \\ U_m(r) = ar^2 + br + c, & r_i < r < r_f \\ U_{as}(r) = -\frac{\alpha}{2(r^2 + h^2)^2} & r_f < r < \infty. \end{cases} \quad (8)$$

where $Z = 2$ is the charge of the nucleus of a helium atom, q and $Z - q$ describe the redistribution of electrons in the $1s$ shell of the helium atom ($0 < q < 2$), α is the polarizability of $He(1s^2)$ atom, and r_0 has the meaning of the average radius of atom. Parameters a , b , c and h are determined from the conditions of continuity and smoothness of the potential $U(r)$ at the points r_i and r_f where $0 < r_i < r_0$ and $r_f > r_0$. The values of the mentioned quantities are given in Table (1).

The equation (7) is solved by the partial wave method described in Ignjatović & Mihajlov (1997). One obtains as the result the phase shifts $\delta_l(E)$ for $l = 0, 1, 2, \dots$, where each $\delta_l(E)$ corresponds to the partial wave with a given orbital number l . This way of solving Eq. (7)

Table 1. The parameter values of the model potential $U(r)$ from Eq. (8) in atomic units

Z	q	a	b	c	α	h	r_i	r_f	r_0
2	0.7	-0.59597652	2.2545472	-2.19405731	1.384	0.01	0.73	1.75	0.9

has advantages since, apart from the transport cross-section

$$Q_{tr}(E) = \frac{2\pi\hbar c}{E} \sum_{l=0}^{\infty} (l+1) \sin^2(\delta_l - \delta_{l+1}), \quad (9)$$

it allows determination of the elastic cross-section, as well as cross-sections of higher order (viscosity cross-section, etc.). As one can see in Figure 1, there is an excellent agreement between the values of $Q_{tr}(E)$ calculated using the potential (8) and various experimental and theoretical data of other authors.

3 RESULTS AND DISCUSSION

In order to apply our results to the study of DB white dwarf atmosphere plasma properties, helium plasmas with electron (N_e) and atom (N_a) densities and temperatures (T), characteristic of atmosphere models presented in the literature (Koester 1980), are considered here. So, the behaviour of ρ and T for models with the logarithm of surface gravity $\log g = 8$ and effective temperature $T_{eff} = 12000\text{K}$, 20000K and 30000K is shown in Fig. 2 as a function of Rosseland opacity τ . As one can see, these atmospheres contain layers of dense helium plasma. In order to cover the considered plasma parameter range reliably, we tested our method for calculation of the plasma electrical conductivity within a wider range of mass density $1 \times 10^{-6}\text{g/cm}^3 \lesssim \rho \lesssim 2\text{g/cm}^3$ and temperature $1 \cdot 10^4\text{K} \lesssim T \lesssim 1 \cdot 10^5\text{K}$.

The influence of neutral atoms on the electrical conductivity of helium plasma is shown in Fig. 3. In this figure the electrical conductivities for $T = 15000$, 20000 and 25000K are given as functions of mass density ρ . The range between the two vertical dashed lines corresponds to the conditions in the considered DB white dwarf atmospheres. Two groups of curves, calculated using the expression (3), are presented in this figure: a) the dashed ones, obtained by neglecting the influence of atoms, i.e. with $\nu_{ea} = 0$; b) the full-line curves calculated with the influence of atoms included, i.e. with ν_{ea} given by Eq. (6). First, one should note that the behaviour of these two groups of curves is qualitatively different: the first one increases constantly with the increase of ρ , while the other group of curves decreases, reaches a minimum, and then starts to increase with the increase of ρ . One could explain

such behaviour of the electrical conductivity by the pressure ionization. This figure also clearly shows when the considered plasma can be treated as "fully ionized".

In Fig. 4 we compare our values of the helium plasma conductivity, shown by full curves for $T = 15000$ K, 20000 K and 25000 K within the region $5 \cdot 10^{-4} \text{g/cm}^3 < \rho < 2 \text{g/cm}^3$, with the existing experimental data. Let us note that these experimental results are uniquely available for comparison so that, in spite of their low accuracy, the agreement with them gives the only possible indication that our results are correct.

Within the region $\rho < 0.65 \text{ g/cm}^3$, i.e. to the left of the vertical line in Fig. 4, there are experimental results from Ternovoi et al. (1999) (\circ) and Shilkin et al. (2003) (∇) where the temperature was determined with an error of less than 20%, which are related to the temperature range 20000K-25000K. For $\rho > 0.65 \text{ g/cm}^3$, i.e. right of the vertical line in Fig. 4, are shown several values of the plasma conductivity, obtained by Ternovoi et al. (2002) for the temperature range 15000K-25000K. These experimental values are obtained with an experimental error $\sim 50\%$ and can be treated only as characteristic of this temperature region as a whole. These data at least indicate that our results for $\rho > 0.65 \text{ g/cm}^3$ lie in the correct domain of the electrical conductivity values.

The developed method was then applied to calculation of plasma electrical conductivity for the models of DB white dwarf atmospheres presented in Fig. 2. The results of the calculations are shown in Fig. 5. First, let us note a regular behaviour of the static electrical conductivity which one should expect considering the characteristics of DB white dwarf atmospheres. Further, the electrical conductivity profiles presented in this figure show that, for the considered DB white dwarf models, plasma electrical conductivity changes over the domain of values where our results agree with the experimental ones (see Fig. 4). This indicates that the theoretical apparatus presented here may be adequate to be used for investigation of DB white dwarfs in the magnetic field of their partners in binary systems and magnetic white dwarfs.

In order to provide possibility for direct applications of our results to different theoretical investigations the values of static electrical conductivity σ_0 of helium plasma in a wide range of ρ and T are given in Table 2. This table covers plasma conditions for all models of DB white dwarf atmospheres presented in Koester (1980) and the corresponding values of σ_0 were determined for the helium plasmas in the state of local thermodynamical equilibrium with given ρ and T .

The method developed in this paper represents also a powerful tool for research into

Table 2. Static electrical conductivity of helium plasma $\sigma_0[1/(\Omega m)]$

$T[K]$	$\rho[g/cm^3]$								
	5.00E-07	1.00E-06	5.00E-06	1.00E-05	5.00E-05	1.00E-04	5.00E-04	1.00E-03	5.00E-03
8000	6.53E+00	4.69E+00	2.15E+00	1.50E+00	6.90E-01	4.89E-01	2.20E-01	1.53E-01	6.88E-02
9000	4.34E+01	3.16E+01	1.47E+01	1.13E+01	5.12E+00	3.60E+00	1.58E+00	1.19E+00	5.20E-01
10000	1.69E+02	1.30E+02	6.74E+01	5.02E+01	2.38E+01	1.72E+01	8.12E+00	5.73E+00	2.56E+00
12000	9.36E+02	8.04E+02	5.09E+02	4.05E+02	2.19E+02	1.66E+02	8.35E+01	6.08E+01	2.92E+01
14000	2.27E+03	2.08E+03	1.62E+03	1.38E+03	8.87E+02	6.97E+02	3.99E+02	3.00E+02	1.28E+02
16000	3.64E+03	3.55E+03	3.15E+03	2.87E+03	1.45E+03	1.18E+03	6.85E+02	5.28E+02	2.75E+02
18000	4.90E+03	4.97E+03	4.76E+03	3.79E+03	2.87E+03	2.46E+03	1.58E+03	1.26E+03	7.07E+02
20000	6.08E+03	6.22E+03	6.32E+03	5.61E+03	4.99E+03	4.46E+03	3.21E+03	2.53E+03	1.58E+03
25000			9.95E+03	1.02E+04	9.90E+03	9.90E+03	8.62E+03	7.74E+03	5.95E+03
30000			1.33E+04	1.40E+04	1.56E+04	1.60E+04	1.57E+04	1.50E+04	1.21E+04
35000			1.65E+04	1.74E+04	2.02E+04	2.15E+04	2.34E+04	2.35E+04	2.15E+04
40000			1.97E+04	2.09E+04	2.43E+04	2.61E+04	3.06E+04	3.18E+04	3.22E+04
45000			2.31E+04	2.45E+04	2.84E+04	3.06E+04	3.69E+04	3.93E+04	4.36E+04
55000			3.04E+04	3.23E+04	3.70E+04	3.98E+04	4.81E+04	5.26E+04	6.40E+04
65000			3.81E+04	4.08E+04	4.65E+04	4.98E+04	6.00E+04	6.56E+04	8.20E+04
75000			4.58E+04	4.93E+04	5.66E+04	6.06E+04	7.26E+04	7.92E+04	9.84E+04

white dwarfs with different atmospheric compositions (DA, DC etc.), and for investigation of some other stars (M-type red dwarfs, Sun etc.). Finally, the presented method provides a basis for the development of methods to describe other transport characteristics which are important for the study of all mentioned astrophysical objects, such as the electronic thermo-conductivity in the star atmosphere layers with large electron density, electrical conductivity in the presence of strong magnetic fields and dynamic (high frequency) electrical conductivity.

ACKNOWLEDGMENTS

This work was supported by the Ministry of Science and Technological Development of Serbia as a part of the project "Radiation and transport properties of the non-ideal laboratory and ionospheric plasma" (Project number 141033) and "Influence of collisional processes on astrophysical plasma line shapes" (Project number 146001).

REFERENCES

Adamyany V. M., Djurić Z., Ermolaev A. M., Mihajlov A. A., Tkachenko I. M., 1994, J. Phys. D: Appl. Phys., 27, 111
 Adamyany V. M., Djurić Z., Ermolaev A. M., Mihajlov A. A., Tkachenko I. M., 1994, J. Phys. D, 27, 927

- Adamyan V. M., Djurić Z., Mihajlov A. A., Sakan N. M., Tkachenko I. M., 2004, *J. Phys. D: Appl. Phys.*, **37**, 1896
- Adamyan V. M., Grubor D., Mihajlov A. A., Sakan N. M., Srećković V. A., Tkachenko I. M., 2006, *J. Phys. A: Math. Gen.*, **39**, 4401
- Adamyan V. M., A. Gulyi G., Pushek N. L., Starchik P. D., Tkachenko I. M., S.Shvets I., 1980, *High Temp.*, **18**, 186
- Adamyan V. M., Mihajlov A. A., Sakan N. M., Srećković V. A., Tkachenko I. M., 2009, *J. Phys. A: Math. Gen.*, **42**, 214005
- Baiko D. A., Yakovlev, D. G., 1995, *Astron. Lett.*, **21**, 702
- Brunger M. J., Buckman S. J., Allen L. J., McCarthy I. E., Ratnavelu K., 1992, *J.Phys.B*, **25**, 1823
- Bues I., 1970, *A&A*, **7**, 91
- Crompton R. W., Elford M. T., Robertson A. G., 1970, *Aust.J.Phys.*, **23**, 667
- Djurić Z., Mihajlov A. A., Nastasyuk V. A., Popović M., Tkachenko I. M., 1991, *Physics Letters A*, **155**, 415
- Esser A., Ropke G., 1998, *Phys.Rev.E*, **58**, 2446
- Esser A., Redmer R., Ropke G., 2003, *Contributions to Plasma Physics*, **43**, 33
- Feldman U., 1993, *ApJ*, **411**, 896
- Fon W. C., Barrington K. A., Hibbert A., 1981, *J.Phys.B*, **14**, 307
- Fontaine G., Brassard P., Bergeron P., 2001, *PASP*, **113**, 409
- Ignjatović L. M., Mihajlov A. A., 1997, *Contrib. Plasma Phys.*, **37**, 309
- Ignjatović L. M., Mihajlov A. A., Sakan N. M., Dimitrijević M. S., Metropoulos A., 2009, *MNRAS*, **37**, 309
- Jianke L., Ferrario L., Wickramasinghe D., 1998, *ApJ*, **503**, 151
- Kazeminezhad F., Goodman M. L., 2006, *ApJS*, **166**, 613
- Koester D., 1980, *A&AS*, **39**, 401
- Kopecký M., 1970, *Bul. Astron. Inst. Czechoslovakia*, **21**, 231
- Kopecký M., Kotrč, P., 1973, *Bul. Astron. Inst. Czechoslovakia*, **24**, 39
- Kurilenkov Yu. K, Valuev A. A., 1984, *Beitr. Plasmaphys.*, **24**, 161
- Mazevet S., Challacombe M., Kowalski P. M., 2007, *Astophys. Space. Sci*, **307**, 273
- Mihajlov A. A., Dimitrijević M. S., 1992, *A&A*, **256**, 305
- Mihajlov A. A., Ermolaev A. M., Djurić Z., Ignjatović L. M., 1993, *J. Phys.D.:Appl. Phys.*, **26**, 1041

- Mihajlov A. A., Dimitrijević M. S., Ignjatović L. M., 1994, *A&A*, 287, 1026
- Mihajlov A. A., Dimitrijević M. S., Ignjatović L. M., Djurić Z., 1995, *ApJ*, 454, 420
- Mihajlov A. A., Djurić Z., Adamyan V. M., Sakan N. M., 2001, *J. Phys.D.:Appl. Phys.*, 34, 3139
- Mihajlov A. A., Ignjatović L. M., Dimitrijević M. S., Djurić Z., 2003, *ApJS*, 147, 369
- Mihajlov A. A., Vitel Y., Ignjatović L. M., 2009, *High Temperature*, 47, 5
- Milloy H. B., Crompton R. W., 1977, *Phys.Rev.A*, 15, 847
- Mintsev V. B., Fortov V. E., Gryaznov V. K., 1980, *Sov. Phys. JETP*, 52, 59
- Mott N. F. and Massey H. S., 1970, University Press, Oxford
- Nesbet R. K., 1979, *Physical Review A*, 20, 58
- Nurekenov K. T., Baimbetov F. B., Redmer R., Ropke G., 1997, *Contrib.Plasma Phys.*, 6, 473
- Potter A. T., Tout C. A., 2009, *MNRAS* (in press), arXiv:0911.3657v1 [astro-ph.SR] 18 Nov 2009
- Radke R., Gunther K., Popović M. M., Popović S. S., 1976, *J. Phys. D*, 9, 1139
- Register D. F., Trajmer S., Strivastava S. K., 1980, *Phys.Rev. A*, 21, 1134
- Rodriguez-Gil P., Martinez-Pais I. G. & J. C. Rodriguez, 2009, *MNRAS*, 395, 973
- Ropke G., Redmer R., 1989, *Phys.Rev.A*, 39, 907
- Shilkin N. S., Dudin S. V., Gryaznov V. K., Mintsev V. B., Fortov V. E., 2003, *Journal of Experimental and Theoretical Physics*, 97, 922
- Spitzer L., 1962. John Wiley and Sons, New York · London
- Stancil P. C., Bab J. F., Dalgarno A., 1993, *ApJ*, 414, 672
- Ternovoi V. Ya., Filimonov A. S., Fortov V. E. et al., 1999, *Physica B*, 256, 6-12
- Ternovoi V. Ya., Filimonov A. S., Pyalling A. A., Mintsev V. B., Fortov V. E., 2002, In: *Shock Compression of Condensed Matter*, AIP Conf. Proc., 620, 107
- Tkachenko I. M., Adamyan V. M., Mihajlov A. A., Sakan N. M., Srećković V. A., Šulić D., 2006, *J. Phys. A: Math. Gen.*, 39, 4693
- Vitel Y. , El Bezzari M., Mihajlov A. A., Djurić Z., 2001, *Phys. Rev. E*, 63, 026408
- Zaika E. V., Mulenko I. A., Khomkin A. L., 2000, *High Temp.*, 38, 1
- Zhang C. M., Wickramasinghe D. T., Ferrario L., 2009, *MNRAS*, 397, 2208

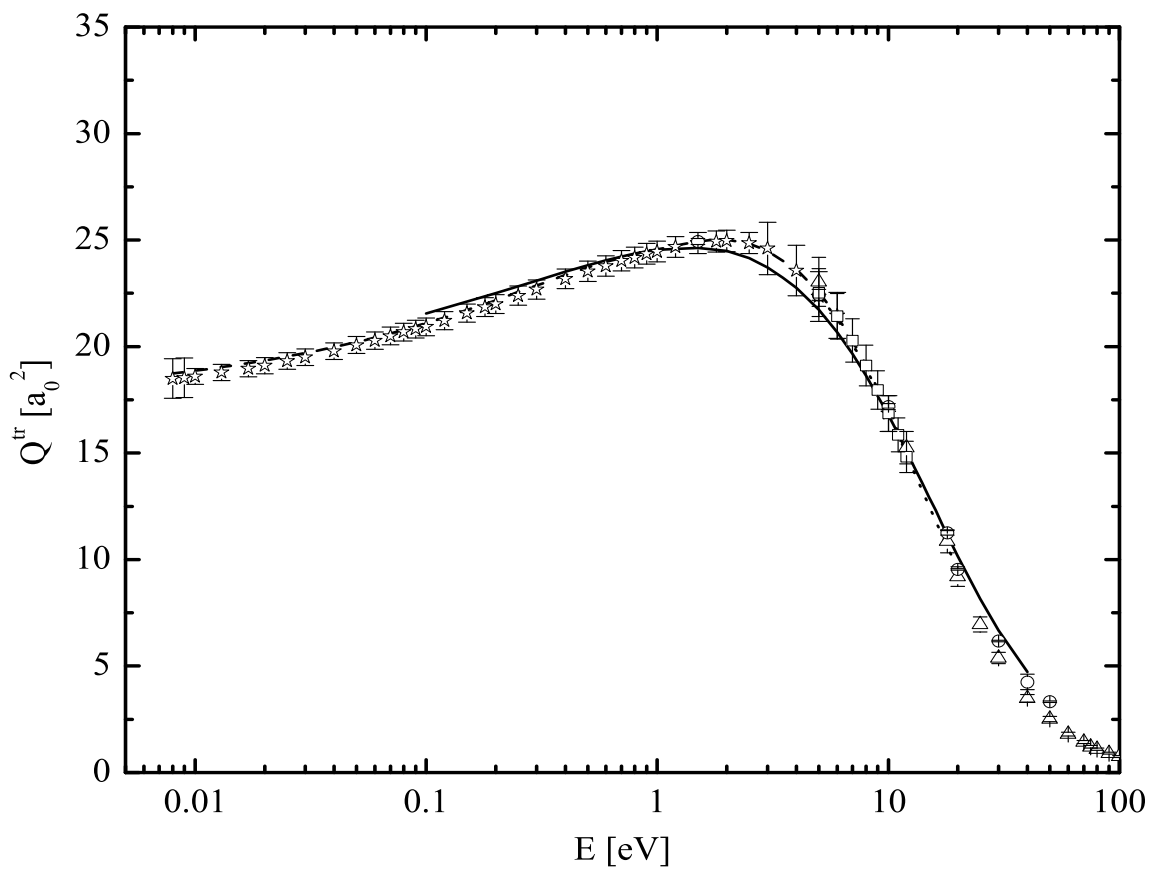


Figure 1. Momentum transfer cross section Q^{tr} as a function of energy E . Calculated data (— line) for helium together with results of other authors Nesbet (1979) (— — dashed line), Fon et al. (1981) (· · · dotted line), Register et al. (1980) (Δ), Crompton et al. (1970) (\star), Brunger et al. (1992) (\circ), Milloy & Crompton (1977) (\square).

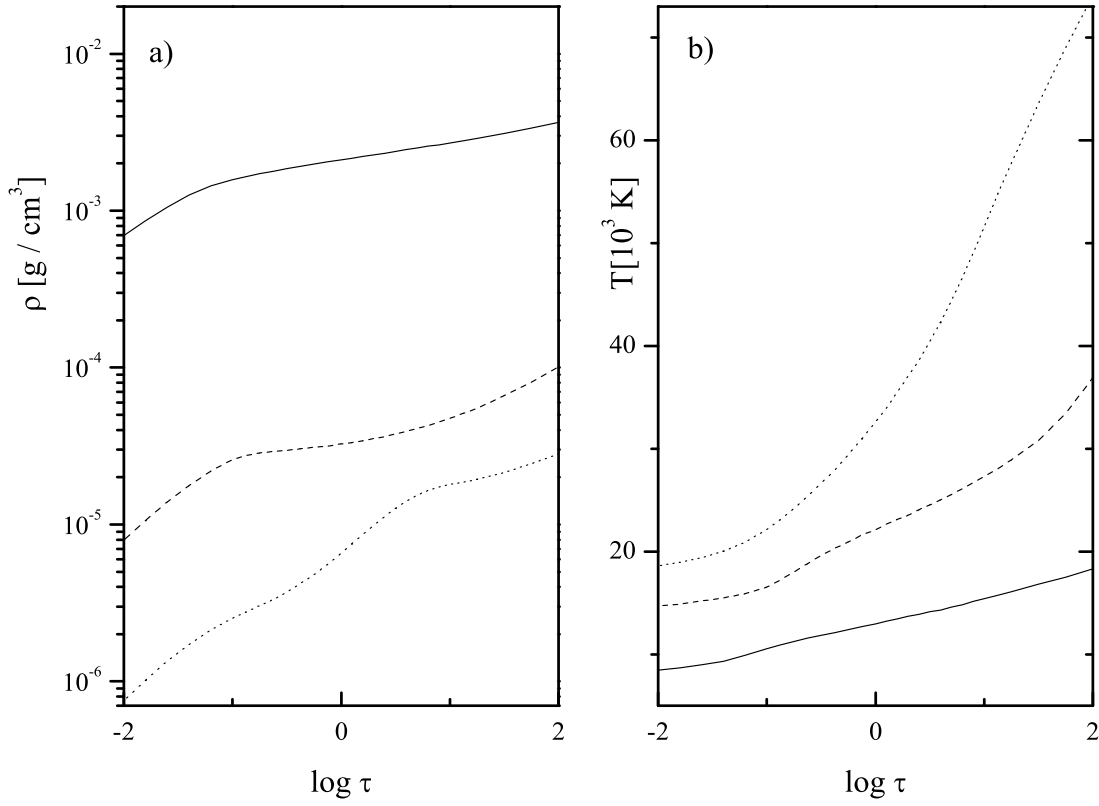


Figure 2. DB white dwarf atmosphere models with $\log g = 8$ and $T_{eff}=12000\text{K}$ (full curve), $T_{eff}=20000\text{K}$ (dashed curve) and $T_{eff}=30000\text{K}$ (dotted curve) from Koester (1980): (a) The mass densities; (b) The temperatures, as functions of Rosseland opacity τ .

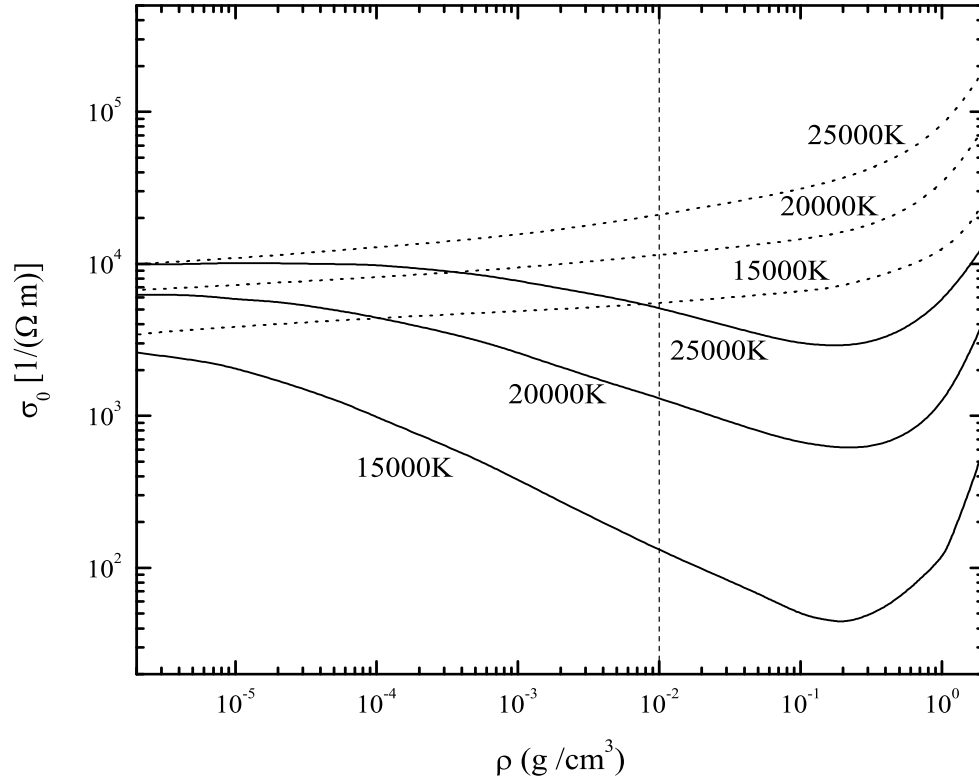


Figure 3. Static electrical conductivity σ_0 of dense He plasmas as a function of mass density ρ (full curves), compared to the Coulomb part of conductivity (dashed curves). The area left to the vertical dashed line marks the region which is of interest for DB white dwarfs.

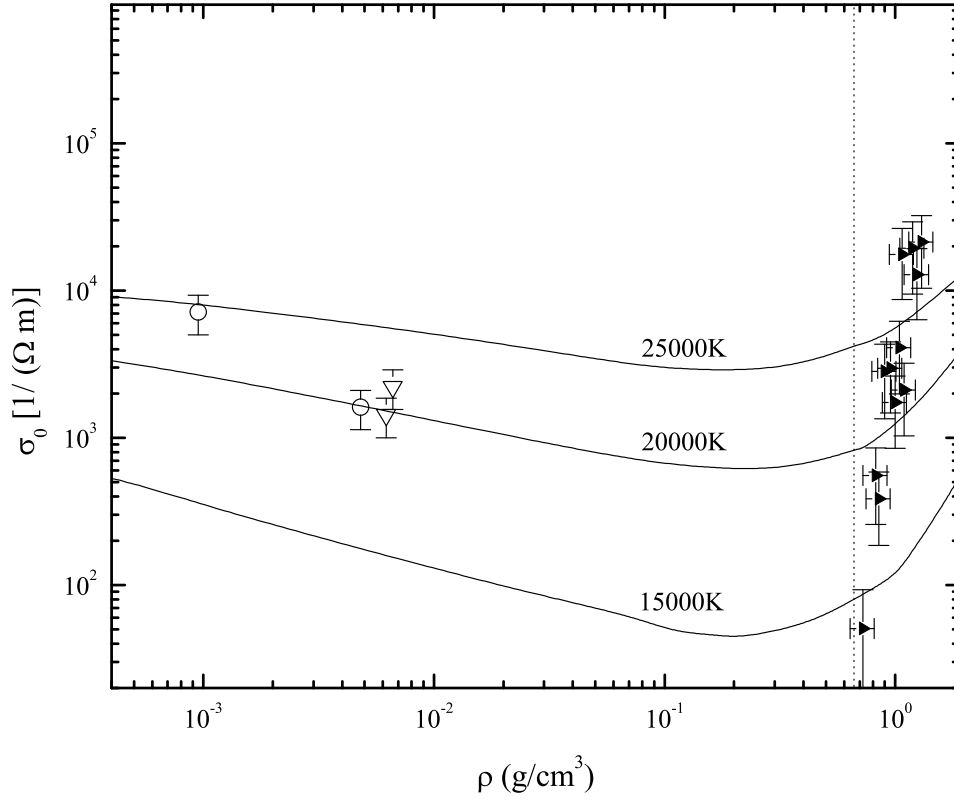


Figure 4. Static electrical conductivity σ_0 of helium plasma for various temperatures as a function of the mass density ρ . Full line - the calculations based on the expressions (3)-(6); right of the vertical dotted line there is a region of extremely dense plasmas where one should treat the presented calculation as an extrapolation. ∇ - Shilkin et al. (2003) 20000-23000K; \blacktriangleright - Ternovoi et al. (2002) 15000-25000K; \circ - Mintsev et al. (1980) 20000-25000K

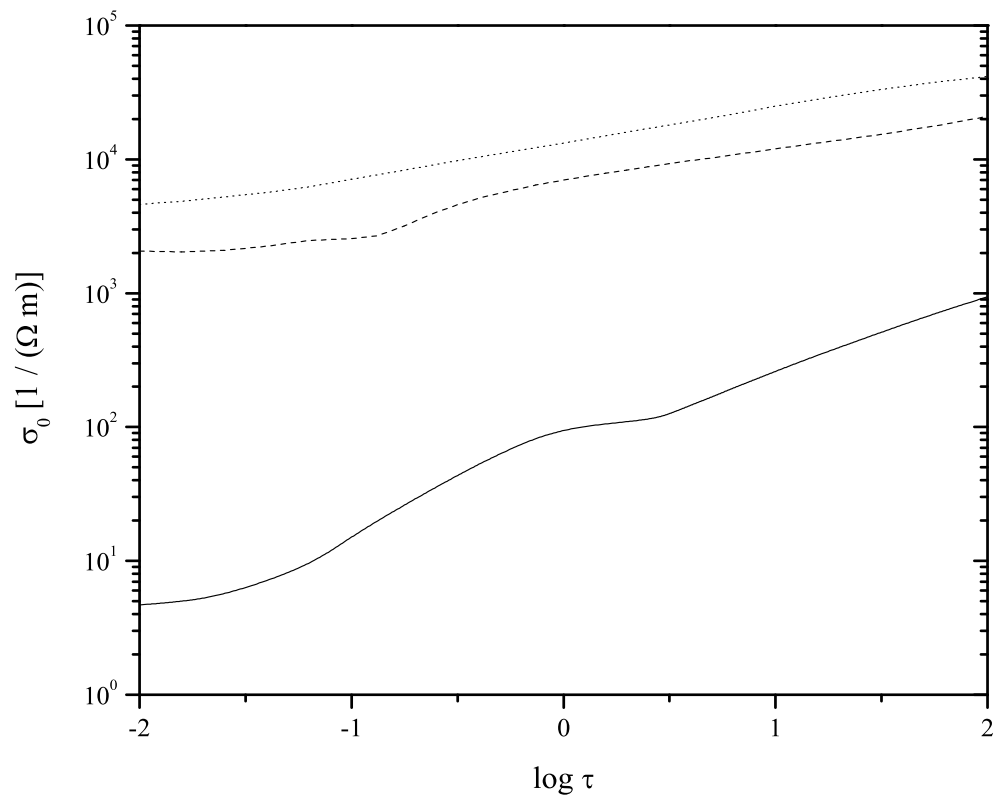


Figure 5. Static electrical conductivity σ_0 as a function of the logarithm of Rosseland opacity τ for DB white dwarf atmosphere models with $\log g = 8$ and $T_{\text{eff}}=12000\text{K}$ (full curve), $T_{\text{eff}}=20000\text{K}$ (dashed curve) and $T_{\text{eff}}=30000\text{K}$ (dotted curve)