

The influence of forward-scattered light in transmission measurements of (exo)planetary atmospheres

R.J. de Kok ^a, and D.M. Stam ^a

^a*SRON Netherlands Institute for Space Research, Sorbonnelaan 2, 3584 CA Utrecht, the Netherlands*

Proposed Running Head:

Light scattering in planet transmission measurements

Please send Editorial Correspondence to:

Remco de Kok
SRON Netherlands Institute for Space Research
Sorbonnelaan 2
3584 CA Utrecht
The Netherlands

Email: R.J.de.Kok@sron.nl

Phone: +31 887775725

Fax: +31 887775601

ABSTRACT

The transmission of light through a planetary atmosphere can be studied as a function of altitude and wavelength using stellar or solar occultations, giving often unique constraints on the atmospheric composition. For exoplanets, a transit yields a limb-integrated, wavelength-dependent transmission spectrum of an atmosphere. When scattering haze and/or cloud particles are present in the planetary atmosphere, the amount of transmitted flux not only depends on the total optical thickness of the slant light path that is probed, but also on the amount of forward-scattering by the scattering particles. Here, we present results of calculations with a three-dimensional Monte Carlo code that simulates the transmitted flux during occultations or transits. For isotropically scattering particles, like gas molecules, the transmitted flux appears to be well-described by the total atmospheric optical thickness. Strongly forward-scattering particles, however, such as commonly found in atmospheres of Solar System planets, can increase the transmitted flux significantly. For exoplanets, such added flux can decrease the apparent radius of the planet by several scale heights, which is comparable to predicted and measured features in exoplanet transit spectra. We performed detailed calculations for Titan's atmosphere between 2.0 and 2.8 μm and show that haze and gas abundances will be underestimated by about 8% if forward-scattering is ignored in the retrievals. At shorter wavelengths, errors in the gas and haze abundances and in the spectral slope of the haze particles can be several tens of percent, also for other Solar System planetary atmospheres. We also find that the contribution of forward-scattering can be fairly well described by modelling the atmosphere as a plane-parallel slab. This potentially reduces the need for a full three-dimensional Monte Carlo code for calculating transmission spectra of atmospheres that contain forward-scattering particles.

Keywords: atmospheres, composition ; extra-solar planets ; Titan, atmosphere ; radiative transfer

1 Introduction

Planetary atmospheres can be studied remotely using spectroscopy of the light that is reflected or the radiation that is emitted by the planet. Another method for studying planetary atmospheres is to measure the light of a bright source, such as a star or the Sun, as it is attenuated by (part of) the atmosphere. For Solar System objects, such transmission measurements are performed during stellar or solar occultations, when the planetary limb is in between the light source and the spacecraft or telescope. One advantage of transmission measurements is that the light source is often very bright, enabling high signal-to-noise measurements. Another advantage is that transmission measurements allow sampling of long path lengths through the atmosphere, since the light travels through the curved limb of the planet. Long path lengths increase the sensitivity to e.g. trace gases with very small concentrations. Furthermore, altitudes in an atmosphere can be probed with a high vertical resolution, as only a very limited altitude range is probed by a single observation compared to e.g. on-disc observations, and many altitudes can be sampled due to the high signal-to-noise. Also, occultation measurements rely on relative changes in the measured signal, and not on absolute signal levels, and are hence ‘self-calibrating’ and less dependent on instrument drifts. As a result of these advantages, transmission measurements are very suitable for retrieving vertical profiles of trace gases. Disadvantages of solar and/or stellar occultations are that they require very special observing geometries, making it not trivial to target specific places on the planet. Furthermore, only a single location on the planet can be studied simultaneously, and the long path lengths prevent probing the lower, thicker layers of a planetary atmosphere. For solar occultations, the atmosphere can naturally only be studied at local twilight conditions. In recent years there have been many occultation measurements of Solar System planets. Besides the Earth, occultation transmission measurements have been performed of Venus (e.g. Vandaele et al., 2008; Fedorova et al., 2008; Belyaev et al., 2012), Mars (e.g. Blamont et al., 1989; Krasnopol’skii et al., 1989; Forget et al., 2009), Jupiter (Formisano et al., 2003), Saturn (Kim et al., 2012), Titan (Bellucci et al., 2009; Kim et al., 2011), and Pluto (Hubbard et al., 1988; Elliot et al., 2003), for which more are planned (Stern et al., 2008). Besides measuring the atmospheric transmission, occultations can also be used to measure the atmospheric refraction, which we will not consider here.

Transmission measurements are one of the most valuable probes of the atmospheres of extrasolar planets (exoplanets). The transmission of an exoplanetary atmosphere can be measured when the orbit of the exoplanet with respect to the observer is such that the planet crosses the disc of its host star. By accurately measuring the wavelength-dependence of the decrease of star light during such a transit, a transmission spectrum of the planetary atmosphere can be derived (Seager and Sasselov, 2000; Brown, 2001; Hubbard et al., 2001), although only the day-night boundary can be probed. These transit measurements have revolutionised our knowledge of exoplanet atmospheres and are now widely used to derive atmospheric properties of

a number of transiting exoplanets. There are now several planets for which molecular absorption features have been identified through measuring their transits (e.g. Charbonneau et al., 2002; Tinetti et al., 2007; Snellen et al., 2010; Seager and Deming, 2010), as well as molecular and haze Rayleigh scattering (e.g. Lecavelier Des Etangs et al., 2008; Pont et al., 2008; Sing et al., 2011). Also, there is an indication of high wind speeds on the planet HD 209458b (Snellen et al., 2010). The smallest planet for which there have been significant transit measurements is the ‘super-Earth’ GJ 1214b (Charbonneau et al., 2009). Transit measurements allow the determination of the bulk composition of this planet (Miller-Ricci and Fortney, 2010), but at present it is not clear whether it has a water vapour atmosphere, or a hydrogen atmosphere with clouds (Bean et al., 2010, 2011; Croll et al., 2011; de Mooij et al., 2012). Unfortunately, atmospheres with high molecular weight, like Earth, are hard to characterise in this way, as the spectral features are much reduced compared to hydrogen atmospheres. This is because the scale height of the atmosphere scales with the molecular weight.

The transmission of a planetary atmosphere is mainly determined by the extinction or total optical thickness of gases and particles, like haze and cloud particles, measured along the line of sight. The total optical thickness τ_t can be split into an absorbing part, τ_a , and a scattering part, τ_s , using the single-scattering albedo $\tilde{\omega}$ of the mixture of gases and particles in the layer:

$$\tau_t = \tilde{\omega}\tau_t + (1 - \tilde{\omega})\tau_t = \tau_s + \tau_a. \quad (1)$$

The optical thicknesses τ_t , τ_a , and τ_s and the single scattering albedo $\tilde{\omega}$ are usually wavelength dependent.

If the transmission T , i.e. the ratio of transmitted to incident flux, is purely determined by the extinction along the line of sight, it is simply given by the Beer-Lambert law:

$$T = e^{-\tau_t} \quad (2)$$

If the scattering optical thickness τ_s along the line of sight is larger than zero, however, a fraction of the light that has been scattered out of the incident beam of light, will be scattered in exactly the forward direction after a single scattering or after multiple scattering events. This means that more light reaches the observer than expected from the extinction optical thickness of the atmosphere alone. In fact, large particles scatter light predominantly in the forward direction because of diffraction (see e.g. Hansen and Travis, 1974), possibly making the forward-scattered light contribute significantly to the total transmitted flux. Indeed, non-absorbing, perfectly forward-scattering particles would appear completely transparent in transmission, despite a non-zero optical thickness.

How a particle scatters the incident flux as a function of the scattering angle Θ

is described by the phase function $P(\Theta)$. Figure 1 shows the single-scattering albedo $\tilde{\omega}$ and the phase function in the forward direction, $P(0)$, of some particles found in atmospheres of Solar System planets. The phase functions have been normalised such that their integral over 4π steradians is unity. We show measured as well as calculated values of $P(0)$. The properties of Titan aerosol and martian dust particles are derived from measurements by Tomasko et al. (2008) and Tomasko et al. (1999), respectively. The lines in Fig. 1 are computed using Mie-theory (de Rooij and van der Stap, 1984). Note that the strength of the forward-scattering part of the phase function is due to diffraction and as such depends mostly on the size of the particles, and less on their shape (e.g. Mishchenko et al., 1996). Hence, Mie scattering should be accurate for the purpose of estimating the forward-scattering peak. For the Venus cloud particles, we used the optical constants of Palmer and Williams (1975) and the size distributions for the two most dominant size modes from Grinspoon et al. (1993). For the calculations for martian dust and ice cloud particles we used the optical parameters and size distributions as described by Kleinböhl et al. (2009). It can be seen that especially at short wavelengths $P(0)$, and hence the forward-scattering contribution to the transmission, can potentially be large, even though all these different particles are relatively small (with effective radii smaller than $2 \mu\text{m}$). The forward-scattering part of the phase function of larger particles, such as liquid water cloud particles found on Earth, can be much larger (see e.g. Fig. 11.13.6 in Mishchenko et al., 2006).

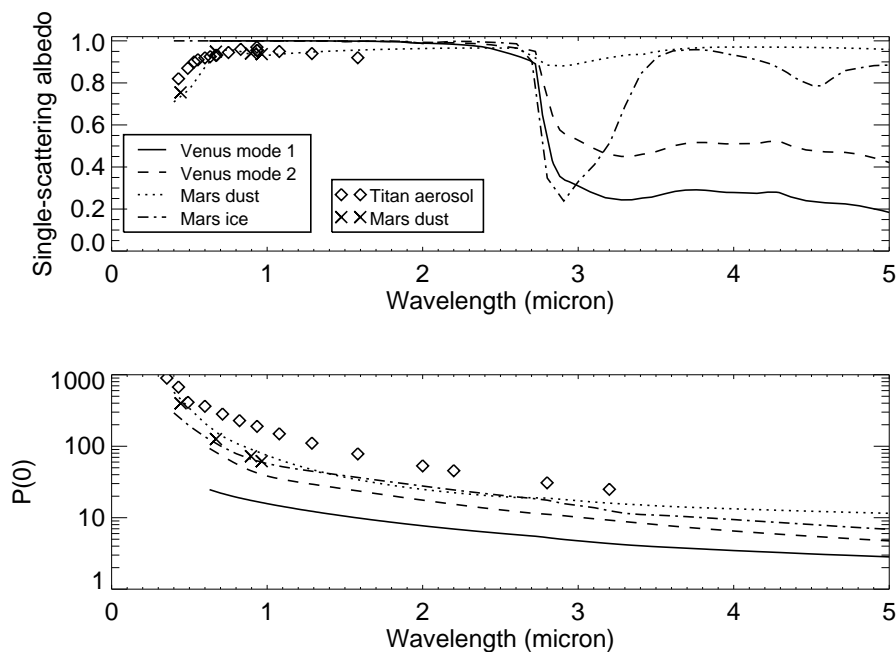


Fig. 1. Single-scattering albedos $\tilde{\omega}$ and phase functions in the forward direction, $P(0)$, of particles present in the atmospheres of Venus, Mars and Titan (see the text for details).

Analysing transmission measurements using Eq. 2 and thus ignoring the (potential) contribution of forward-scattered flux to the transmission, which is how these measurements are usually analysed, will result in an error in the retrieved optical

thickness of the planetary atmosphere. In this paper, we explore the contribution of the forward-scattered flux to the transmission signal using a three-dimensional Monte Carlo model, which simulates scattered light in a spherical, stratified atmosphere. Besides providing general results, we will also present more detailed results for Titan’s atmosphere, to serve as a practical example. Finally, we draw conclusions regarding possible errors in retrievals from transmission measurements when scattering particles are present.

2 Numerical model

Our model is a Monte Carlo model, whose core is based on subroutines of the *mc-unik* code by Andreas Macke (pers. comm.; Macke et al., 1999; Cahalan et al., 2005). In a Monte Carlo model, the light that is incident on the planetary atmosphere is described by a large number of separate photons, the paths of which are followed through the atmosphere. In our model, photons are fired through the atmosphere from one side and in one direction, and their locations and directions when they leave the atmosphere (provided they have not been absorbed) are stored. We ignore refraction and polarisation. Refraction will generally increase the path length through the atmosphere, but its effect at low pressures has been found to be small by Hubbard et al. (2001) and Bellucci et al. (2009). A model atmosphere is assumed to be spherically symmetric and is described by an arbitrary number of shells. In our calculations, the thickness of each atmospheric shell is roughly a sixth of the atmospheric scale height. We did not try to find the optimum for this thickness, but halving the number of layers did not significantly change our scattering results. Also considering our simulations with a single layer, which show that the spherical geometry is not important to first order for the scattering contribution (see Sections 3 and 4), we do not expect large errors in the scattering contribution due to our finite number of layers (of the order of 50). When analysing real measurements, more layers might be needed, depending on the required model accuracy. Across each atmospheric shell, the temperature, pressure, gas and particle concentrations and their optical properties are assumed to be constant. In the results presented below, we always have only one type of scatterer present in the atmosphere. The atmosphere is bounded below by a black surface at a pressure of 5 bar. Generally, the slant optical thickness of a light path crossing the 5 bar level is of the order of 100 or more and hence the light emanating from this level has a negligible contribution to the transmitted signal.

When a photon enters an atmospheric shell (either the outer or an inner shell, and either from the outside or the inside), the free path length l^* of the photon in the shell is calculated using:

$$l^* = \tau_t^* \frac{dl}{d\tau_t}, \quad (3)$$

where τ_t^* follows from

$$e^{-\tau_t^*} = \xi, \quad (4)$$

with ξ a random number between 0 and 1. Within each shell in our atmosphere, $d\tau_t/dl$ is constant.

If the free path length and the direction of the photon are such that the photon passes through the shell without being intercepted by a gas molecule or a particle, we stop the photon where it would leave the inner or outer boundary of the atmospheric shell. If the photon is leaving the outer atmospheric shell towards space, its location and direction of propagation are stored and a new photon is fired. If the photon is about to enter another atmospheric shell, we calculate the photon's free path length in the new shell and let it continue its path in the new shell.

If the free path length and the direction of a photon in an atmospheric shell are such that the photon is intercepted by a gas molecule or a particle in the same shell, we calculate whether the photon is absorbed or scattered, based on the single-scattering albedo $\tilde{\omega}$ of the mixture of gas molecules and particles in the shell. If the photon is absorbed, it is lost and a new photon is fired. If the photon is scattered, its direction changes according to the phase function P of the mixture of gas molecules and particles in the shell. The photon's scattering angle Θ^* , and hence its new direction, is determined by the cumulative distribution of the phase function as follows:

$$\int_0^{\Theta^*} P(\Theta^*)d\Theta^* = \xi \int_0^{\pi} P(\Theta)d\Theta, \quad (5)$$

with ξ a random number between 0 and 1. For this new direction, a new free path length l^* is calculated and the photon is sent on its way.

A photon reaching the surface below the atmosphere is assumed to be absorbed. So, all photons are either absorbed or leave the top of the atmosphere. Figure 2 shows a sketch of the geometries involved for photons fired at a tangent altitude h . The figure includes sample trajectories of photons calculated using our Monte Carlo model. For exoplanets, illumination from all values of h , reaching from the bottom to the top of the atmosphere, has to be taken into account. In our model, we find that the contribution of photons exiting at a different tangent altitude from where the photons are inserted, in exactly the right direction, is negligible.

We have tested our Monte Carlo code using an atmosphere consisting of a plane-parallel slab, for which several accurate codes for calculating scattered fluxes exist. We compared our calculations of the total transmitted flux and the flux transmitted in a specific direction for isotropic scattering with Shettle and Weinman (1970) and de Haan et al. (1987) (ignoring polarisation), and for non-isotropic scattering with

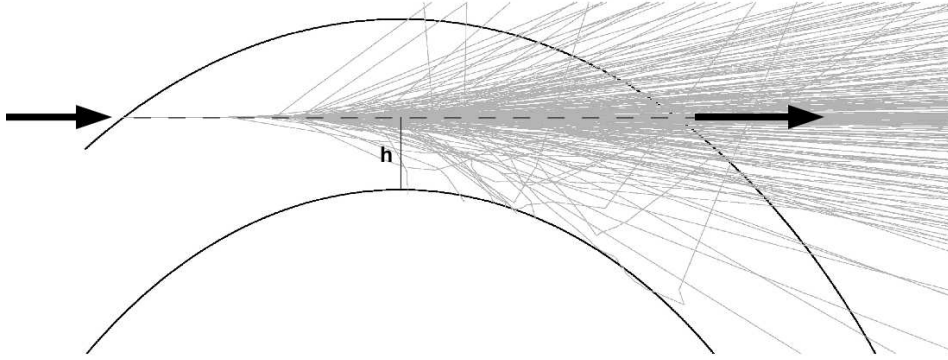


Fig. 2. Illustration of the geometries. The illumination source is on the left side of the planet, and the observer on the right side. Photons are fired in a single direction on the left, indicated by the arrow on the left. The observer measures the photons that leave the atmosphere in the direction of the arrow on the right. The solid lines indicate the top and bottom of the atmosphere in the plane of the emission and observer and the tangent altitude of the observation is denoted by h . Apparent penetration of the rays at the bottom of the atmosphere is caused by the rays moving in the dimension perpendicular to the figure.

de Haan et al. (1987) and Hovenier and de Haan (1985). In all cases, the results agree to within a percent. We have also tested our code assuming a spherical shell model atmosphere containing only purely absorbing particles. For such an atmosphere, the number of photons transmitted through the atmosphere, divided by the total number of fired photons, should simply equal the transmission T as described by Eq. 2, which indeed it does to well within a percent. Hence, our sampling of the mean free paths is also accurate in the three-dimensional model.

For every tangent altitude h , we fire a number of photons that is equal to 10^5 divided by the transmission derived from the total optical thickness along the line-of-sight (Eq. 2), to ensure that enough photons survive their trip through the atmosphere to have relatively accurate results. Afterwards, we normalize the number of surviving photons to the number of incident photons for each tangent altitude h . We impose a maximum number of photons of 10^8 for large optical thicknesses, to keep the computation time manageable. This means that, for large optical depths, less than 10^5 photons are transmitted and the accuracy of the result decreases.

3 Scattering results and application to exoplanets

We have performed calculations of the flux that is transmitted through a planetary atmosphere and that is detected at the other side, with the transmitted photons travelling in the same direction as the incident ones. In this section, we consider three model atmospheres that differ in the type of scattering particles: Rayleigh scattering particles, and two types of forward-scattering particles, with different forward-scattering strengths. As briefly discussed in the introduction, one would

qualitatively expect more photons to reach the observer if scattering is included, with more forward-scattering particles giving a larger added signal. In each model atmosphere, the particles are uniformly mixed throughout the atmosphere in hydrostatic equilibrium and they are the only opacity source. The three model atmospheres have the same extinction optical thickness, and are based on the ‘hot Jupiter’ HD 189733b, for which Rayleigh-scattering particles have been identified in the atmosphere (Pont et al., 2008; Sing et al., 2011). Although we present here only the results with parameters from one specific atmosphere, it will be clear later that these results are also valid for other planets. A uniform temperature of 1000 K and a mean molecular weight of 2.2 gram/mol is assumed, with a gravitational acceleration of 18 m/s².

The forward-scattering particles have Henyey-Greenstein phase functions (Henyey and Greenstein, 1941), given by

$$P(\Theta) = \frac{1}{4\pi} \frac{1 - g^2}{(1 + g^2 - 2g \cos \Theta)^{3/2}}, \quad (6)$$

with g the asymmetry parameter. For one type of particles, we chose $g = 0.9$, which represents a case of moderate forward scattering, with $P(0) = 15.1$ (cf. Fig. 1). The other type of particles is more forward-scattering, with $g = 0.98$, corresponding to $P(0) = 393.8$. All particles are assumed to be non-absorbing, with single-scattering albedos equal to unity.

Figure 3 shows the transmitted flux for different tangent heights h (see Fig. 2), plotted as a function of the total optical thickness along the line of sight for the three model atmospheres. In the case of Rayleigh scattering particles, only very little extra flux is transmitted as a result of the forward-scattering and the total transmitted flux can be well described by Eq. 2. Indeed, adding the forward-scattered flux to the transmission changes the transmitted flux by less than a percent (relatively speaking, so not in percentage points; i.e. a 1% change of a transmission of 20% gives 19.8% here, not 19%) for optical thicknesses less than unity, and by a few percent for optical thicknesses around 10. In the cases with the forward-scattering particles, however, the forward-scattering adds significantly to the transmitted flux as expected based on extinction alone (see Eq. 2 and the line for $g = 0.0$ in Fig. 3). Especially at large optical thicknesses, these scattering particles can yield a transmitted flux that is several times the flux that would be transmitted if the particles were purely absorbing. For $g = 0.98$ this is most apparent, but also for $g = 0.9$ this is the case for very low transmission values, which are not well visible in the figure. These results confirm our qualitative expectations, as noted in the introduction, but now the magnitude of the effect is made apparent. In terms of absolute number of photons, optical thicknesses around unity give the largest differences between forward-scattering and purely absorbing particles. From our code, we also know the number of times a photon is scattered before it exits the atmosphere at the top or the bottom. As expected, for small optical thicknesses, the additional scattering

contribution comes mostly from photons that are scattered only once, whereas for large optical thicknesses multiple scattering is more important.

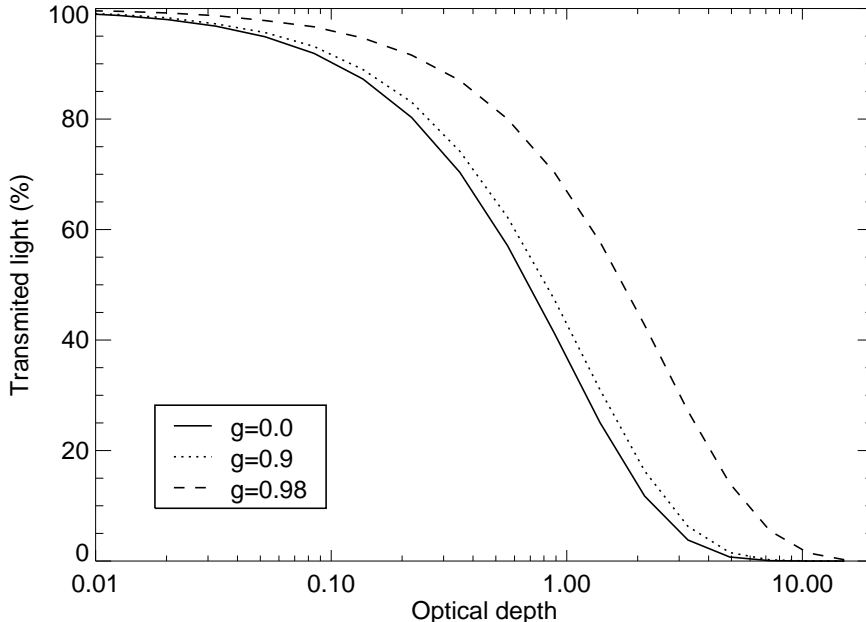


Fig. 3. The transmitted flux as a function of the slant optical thickness through the atmosphere for isotropically scattering particles ($g = 0.0$) and two types of Henyey-Greenstein scattering particles ($g = 0.9$ and $g = 0.98$). The line for isotropically scattering particles is practically indistinguishable from a line (not shown) representing transmission without added forward-scattering scattering (Eq. 2).

To simulate the transmission for transiting exoplanets, the transmitted flux must be integrated along the planetary limb that is in front of the star. By measuring the transmitted flux at a given wavelength, one can determine the apparent radius of the planet at that wavelength (e.g. Brown, 2001). Our calculations show that the apparent radius of exoplanet HD 189733b with an atmosphere filled with forward-scattering particles, decreases 0.7% and 3.8% for $g = 0.9$ and $g = 0.98$, respectively. This corresponds to roughly 1 and 4 times the atmospheric scale height and a decrease in transit depth of 0.03 and 0.15 percentage points (from an initial 2% transit depth). Such differences are easily comparable to the depth of spectral features in the transit spectrum, and to differences in measured transit depth (e.g. Sing et al., 2011). For other exoplanets, the number in terms of scale height will be similar, as we found by changing gravity.

We also compared our Monte Carlo results with calculations of light passing through a plane-parallel slab (de Haan et al., 1987) with the same scattering particles and the same total optical thickness as the light path in the three-dimensional, spherical atmosphere. For all tangent heights and corresponding optical thicknesses, the relative difference between the flux transmitted through the three-dimensional atmosphere and that transmitted through the plane-parallel slab calculations is less

than 10%, meaning that plane-parallel slab calculations (e.g. Hubbard et al., 2001) can describe the effects of forward-scattering particles fairly well. This is perhaps not surprising, since by far the largest optical thickness along the line of sight is located at a relatively small region in the atmosphere, around the tangent point, for each (almost) parallel beam that is passing through the atmosphere, from the star to the observer.

The outcome of this last test suggests that the exact geometry is not important to first order, which means that Fig. 3 is valid for all different kinds of atmospheres, if there is no absorption. Different atmospheres will then only differ in the amount of slant optical thickness as a function of height and wavelength. The case when there is also absorption by e.g. gases present is illustrated in the next section.

4 Application to Titan

To further explore the effect that scattering haze and/or cloud particles have on transmitted fluxes and the atmospheric information derived from transmission measurements, we take Titan's atmosphere as example, for which a sequence of near-infrared solar occultation measurements by Cassini VIMS were analysed by Bellucci et al. (2009). The presence of gas absorption bands makes this case more complex. Again, we expect scattering from the haze to increase the amount of observed photons. In gas absorption bands this effect is expected to be less important, but it is not directly apparent what the magnitude of the effect is and what effect the scattering will have on retrieved gas abundances. Bellucci et al. (2009) derive the optical thickness and spectral slope of Titan's haze and gas abundances, all as functions of altitude, from these observations at a single location. Here, we do not attempt to fit the VIMS data, but instead simulate transmission spectra using our Monte Carlo code and fully including forward-scattering particles. From these simulated spectra, we then derive gas and haze properties ignoring scattering, like Bellucci et al. (2009) do. We then compare the retrieved atmospheric parameters with the 'real' parameters that we put into our code to quantify potential errors in retrievals when forward-scattering is ignored.

For Titan's atmosphere we calculated transmission spectra between 2.0 and 2.8 μm with a spectral resolution of 16.6 nm (Brown et al., 2004) using the correlated- k method (Lacis and Oinas, 1991) and CH_4 line parameters from HITRAN 2008 (Rothman et al., 2009). Opacity distribution tables are calculated for the ranges of temperatures and pressures relevant for Titan's atmosphere. Since we are investigating the effects of ignoring forward-scattering and because we are not fitting real measurements, we don't have to be concerned about potential errors in the gas absorption coefficients due to the low temperatures in Titan's atmosphere; we use the same gas absorption properties in the calculations that include forward-scattering as in the calculations that ignore this scattering. Similarly, we are not concerned about

small errors expected from the correlated- k approximation, especially since by far the most opacity along the light path crossing the atmosphere is located in a single atmospheric layer, whose altitude is the tangent height. Potentially uncorrelated k -distributions at different altitudes will therefore have little effect. We assumed a pressure-temperature profile from Vinatier et al. (2006) and a uniform CH₄ Volume Mixing Ratio (VMR) of 1.4% (Niemann et al., 2005). The haze optical thickness as a function of altitude at 2 μm was taken from Bellucci et al. (2009) and the spectral slope of the haze is taken to be that of the upper haze of Tomasko et al. (2008). The single-scattering albedo of the haze particles as a function of wavelength was linearly extrapolated from Tomasko et al. (2008) and the phase functions were linearly interpolated from the phase functions tabulated by Tomasko et al. (2008) (see Fig. 1). For our Monte Carlo calculations we took into account the distance of the spacecraft to Titan (Bellucci et al., 2009) as well as the VIMS telescope dimensions (Brown et al., 2004) to collect all of the ‘observed’ photons. How the photons are imaged after hitting the primary mirror is not taken into account, but this is expected to have very little influence, because by far the largest contribution of the signal comes from the direction of the Sun.

Figure 4 shows calculated transmission spectra with and without including the forward-scattering contribution for different observer’s tangent altitudes. This part of the spectra shows a CH₄ absorption feature and Bellucci et al. (2009) derive the CH₄ VMR from this part of the spectrum (cf. their Fig. 7). From our figure, it is clear that the contribution of forward-scattering by the haze particles is largest in the continuum, where there is little gas absorption, as expected. The added contribution of forward-scattering to the continuum flux makes the absorption features deeper with respect to the continuum. It also slightly flattens the slope of the continuum flux, because the haze particles are more forward-scattering at smaller wavelengths than at larger wavelengths.

We derived the atmospheric parameters by fitting the transmission spectra that we calculated using the Monte Carlo code, which includes scattering. These spectra (dashed lines in Fig. 4) are thus thought of as the ‘real’ measurements that need fitting. For the fitting, we ignored the scattering, and used just Eq. 2, similar to what Bellucci et al. (2009) do. The retrieved atmospheric parameters can then be compared to the ‘real’ state of the atmosphere, as input in our scattering model. We first scaled the amount of haze particles and the spectral slope (the Angström exponent) of the haze to exactly match the beginning (2 μm) and end (2.8 μm) of the transmission spectra. Compared to the ‘real’ values that we used in the calculation of the transmission spectra, ignoring the forward-scattering in the fit scales down the density of haze particles by typically 8% and the Angström exponent by 3%. Then, we used a least-squares fit to determine the CH₄ VMR. Figure 6 shows the retrieved CH₄ VMR as a function of altitude together with the ‘real’ VMR. The noise on the retrieved values is the result of the limited number of photons used in the Monte Carlo calculations. The decrease of the error in the retrieved VMR with altitude above about 200 km, corresponds with the decrease of the difference between the

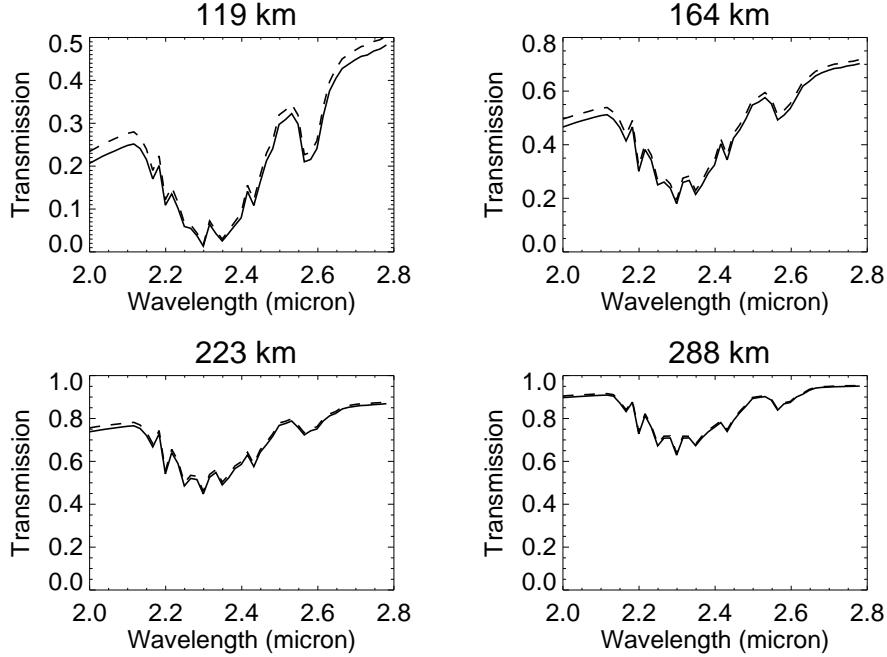


Fig. 4. Calculated transmission spectra with (dashed lines) and without (solid lines) forward-scattering for Titan's atmosphere, for four different observed tangent altitudes (see Fig. 2.)

transmission spectra in Fig. 4. Figure 6 shows that in this case, ignoring forward-scattering when retrieving the gas abundance can lead to an underestimation of the gas VMR of typically 8%.

The reason for the underestimation is that ignoring the added continuum flux that is due to forward-scattering leads to a lower retrieved haze particle density (since more flux is transmitted in the continuum). It is not straightforward to argue what effect this will have on the depth of the absorption band compared to the 'real' spectrum, since the scattering contribution to the transmitted signal is not related to the optical depth in a simple way as the non-scattering signal (Eq. 2) is. The outcome of lowering the haze opacity in the non-scattering case is illustrated in Fig. 5. The dotted line shows the fit when the haze is scaled down, but the methane abundance is kept identical. The apparent increase in depth of the absorption band between the solid (no forward scattering) and dashed (with forward scattering) spectra corresponds simply to an almost uniform lowering of the optical depth with wavelength, giving rise to a non-uniform increase in transmission according to Eq. 2. However, whether this increase of band depth is more or less than the increase of band depth obtained from the scattering contribution in the dashed spectrum is not immediately clear. It can be seen from Fig. 5 that in our calculations, the absorption band is too deep for the non-scattering case (dotted line) and the CH_4 abundance should be decreased to fit the dashed line. Surprisingly perhaps, ignoring forward-scattering thus leads to an *underestimation* of both the gas and the haze abundances if measurements are fitted. It is therefore all the more puzzling that Bellucci et al. (2009)

find a CH_4 abundance that is significantly larger than that measured by the Huygens probe (Niemann et al., 2005) below 200 km. Bellucci et al. (2009) suggest various possible explanations for this effect, such as extra absorption within the haze itself.

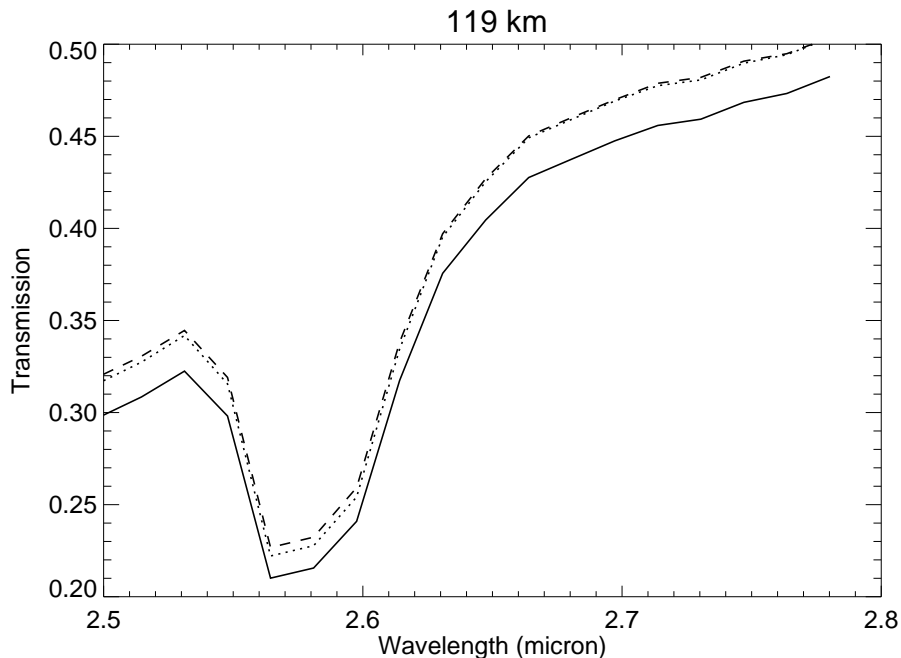


Fig. 5. A zoom of a spectrum with dashed and solid lines as in Fig. 4. The dotted line now shows the absorption-only fit to the spectrum when the haze opacity and its spectral slope is decreased, but the methane abundance is kept identical.

As we did for the exoplanet calculation (see Section 3), we compared the transmission spectra as calculated with our Monte Carlo code and assuming a spherical model atmosphere with spectra calculated assuming a plane-parallel slab model atmosphere with the same particle scattering properties, weighted by the slant optical thickness of each atmospheric layer, and the same optical thickness (as measured along a slant light path for a given tangent altitude). The differences between the spherical atmosphere spectra and the plane-parallel slab spectra are small: of the order of a few percent in the transmitted flux.

5 Conclusions and discussion

We have developed a three-dimensional, spherical Monte Carlo code to simulate the added contribution of scattered light to the flux that is transmitted through a planetary atmosphere during stellar or solar occultations and exoplanet transits. Our calculations with parameters of the exoplanet HD 189733b show that Rayleigh scattering does not add significantly to the transmitted flux that one would expect when the transmission depended solely on the extinction (absorption plus scattering) optical thickness of the atmosphere. However, forward-scattering particles can

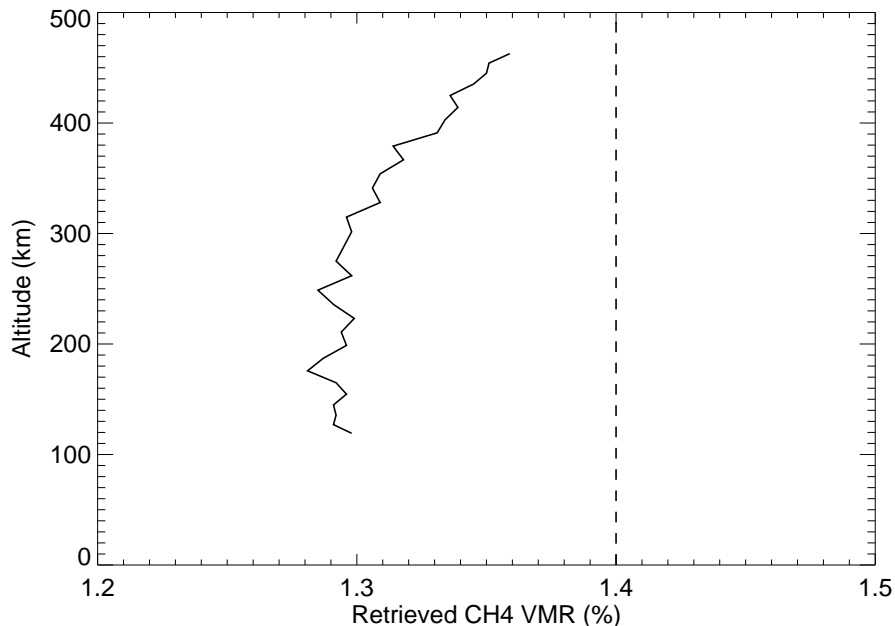


Fig. 6. The CH_4 VMR as retrieved while ignoring forward-scattering by the haze particles (solid line). The vertical dashed line indicates the 'real' VMR value that we used as input for our spectral calculations, which included forward-scattering.

contribute significantly to the transmitted flux. For (slant) optical thicknesses larger than unity, the added contribution of forward-scattered flux can be as large or larger than the flux expected from the extinction alone. For exoplanet transits, this means that the magnitude of a transit of a planet with forward-scattering particles in its atmosphere can be several percent smaller than predicted when these particles are assumed to be fully absorbing. Such a difference in transit depth is easily comparable to the magnitude of measured and predicted spectral features in a transit spectrum.

With our Monte Carlo code, we performed detailed calculations of occultation spectra of Titan's atmosphere between 2.0 and 2.8 μm and show that the haze abundance and trace gas mixing ratios are underestimated by $\sim 8\%$ if the forward-scattering contribution to the transmitted flux is ignored in the retrieval algorithm. Also in such a case, the derived spectral slope of the haze particles is underestimated by a few percent. Figure 1 shows that Titan's haze particles are fairly forward-scattering between 2 and 3 μm , but that cloud and haze particles can be at least an order of magnitude more forward-scattering at shorter wavelengths. This means that at shorter wavelengths, cloud, haze or gas abundances could be underestimated by several tens of percent if forward-scattering is ignored. Figure 1 also shows that such strong forward-scattering is not uncommon in other atmospheres in the Solar System. Also the change of forward-scattering with wavelength can be much stronger at shorter wavelength, resulting in much larger errors in the derived spectral slope of forward-scattering particles for absorption-only models. Similarly,

fast changes of the single-scattering albedo with wavelength can also cause significant errors in the derived spectral slope of cloud and haze particles.

We also compared our Monte Carlo calculations for three-dimensional, spherical planetary atmospheres to calculations for atmospheres composed of plane-parallel slabs, with the same optical thickness as the slant light paths through the spherical atmosphere, and with scattering properties weighted by the slant optical thickness of each atmospheric layer (see e.g. Hubbard et al. (2001); Kim et al. (2011) for examples). For the cases we considered, we found these two calculations to match within 10% for optical thicknesses less than 10. This has the implication that the contribution of forward-scattered light to transmitted fluxes can be fairly well modelled using a plane-parallel assumption, for which radiative transfer routines are available that are much faster than a three-dimensional Monte Carlo code.

Acknowledgements

We acknowledge financial support by the Netherlands Organisation for Scientific Research (NWO). We thank Andreas Macke for use of part of his code. We thank the two anonymous reviewers for their careful reading and useful suggestions.

References

- Bean, J. L., Désert, J.-M., Kabath, P., Stalder, B., Seager, S., Miller-Ricci Kempton, E., Berta, Z. K., Homeier, D., Walsh, S., Seifahrt, A., 2011. The Optical and Near-infrared Transmission Spectrum of the Super-Earth GJ 1214b: Further Evidence for a Metal-rich Atmosphere. *Astrophys. J.* 743, 92.
- Bean, J. L., Miller-Ricci Kempton, E., Homeier, D., 2010. A ground-based transmission spectrum of the super-Earth exoplanet GJ 1214b 468, 669–672.
- Bellucci, A., Sicardy, B., Drossart, P., Rannou, P., Nicholson, P. D., Hedman, M., Baines, K. H., Burrati, B., 2009. Titan solar occultation observed by Cassini/VIMS: Gas absorption and constraints on aerosol composition. *Icarus* 201, 198–216.
- Belyaev, D. A., Montmessin, F., Bertaux, J.-L., Mahieux, A., Fedorova, A. A., Korabely, O. I., Marcq, E., Yung, Y. L., Zhang, X., 2012. Vertical profiling of SO₂ and SO above Venus' clouds by SPICAV/SOIR solar occultations. *Icarus* 217, 740–751.
- Blamont, J. E., Chassefiere, E., Goutail, J. P., Mege, B., Nunes-Pinharanda, M., 1989. Vertical profiles of dust and ozone in the Martian atmosphere deduced from solar occultation measurements. *Nature* 341, 600–603.
- Brown, R. H., Baines, K. H., Bellucci, G., Bibring, J.-P., Buratti, B. J., Capaccioni, F., Cerroni, P., Clark, R. N., Coradini, A., Cruikshank, D. P., Drossart, P., Formisano, V., Jaumann, R., Langevin, Y., Matson, D. L., McCord, T. B., Menzies, V., Miller, E., Nelson, R. M., Nicholson, P. D., Sicardy, B., Sotin, C., 2004. The Cassini Visual And Infrared Mapping Spectrometer (Vims) Investigation. *Space Science Reviews* 115, 111–168.
- Brown, T. M., 2001. Transmission Spectra as Diagnostics of Extrasolar Giant Planet Atmospheres. *Astrophys. J.* 553, 1006–1026.
- Cahalan, R. F., Oreopoulos, L., Marshak, A., Evans, K. F., Davis, A. B., Pincus, R., Yetzer, K. H., Mayer, B., Davies, R., Ackerman, T. P., Barker, H. W., Clothiaux, E. E., Ellingson, R. G., Garay, M. J., Kassianov, E., Kinne, S., Macke, A., O'Hirok, W., Partain, P. T., Prigarin, S. M., Rublev, A. N., Stephens, G. L., Szczap, F., Takara, E. E., Várnai, T., Wen, G., Zhuravleva, T. B., 2005. THE I3RC: Bringing Together the Most Advanced Radiative Transfer Tools for Cloudy Atmospheres. *Bulletin of the American Meteorological Society* 86, 1275–1293.
- Charbonneau, D., Berta, Z. K., Irwin, J., Burke, C. J., Nutzman, P., Buchhave, L. A., Lovis, C., Bonfils, X., Latham, D. W., Udry, S., Murray-Clay, R. A., Holman, M. J., Falco, E. E., Winn, J. N., Queloz, D., Pepe, F., Mayor, M., Delfosse, X., Forveille, T., 2009. A super-Earth transiting a nearby low-mass star 462, 891–894.
- Charbonneau, D., Brown, T. M., Noyes, R. W., Gilliland, R. L., 2002. Detection of an Extrasolar Planet Atmosphere. *Astrophys. J.* 568, 377–384.
- Croll, B., Albert, L., Jayawardhana, R., Miller-Ricci Kempton, E., Fortney, J. J., Murray, N., Neilson, H., 2011. Broadband Transmission Spectroscopy of the Super-Earth GJ 1214b Suggests a Low Mean Molecular Weight Atmosphere.

- Astrophys. J.* 736, 78.
- de Haan, J. F., Bosma, P. B., Hovenier, J. W., 1987. The adding method for multiple scattering calculations of polarized light. *Astron. Astrophys.* 183, 371–391.
- de Mooij, E. J. W., Brogi, M., de Kok, R. J., Koppenhoefer, J., Nefs, S. V., Snellen, I. A. G., Greiner, J., Hanse, J., Heinsbroek, R. C., Lee, C. H., van der Werf, P. P., 2012. Optical to near-infrared transit observations of super-Earth GJ 1214b: water-world or mini-Neptune? 538, A46.
- de Rooij, W. A., van der Stap, C. C. A. H., 1984. Expansion of Mie scattering matrices in generalized spherical functions. *Astron. Astrophys.* 131, 237–248.
- Elliot, J. L., Ates, A., Babcock, B. A., Bosh, A. S., Buie, M. W., Clancy, K. B., Dunham, E. W., Eikenberry, S. S., Hall, D. T., Kern, S. D., Leggett, S. K., Levine, S. E., Moon, D.-S., Olkin, C. B., Osip, D. J., Pasachoff, J. M., Penprase, B. E., Person, M. J., Qu, S., Rayner, J. T., Roberts, L. C., Salyk, C. V., Souza, S. P., Stone, R. C., Taylor, B. W., Tholen, D. J., Thomas-Osip, J. E., Ticehurst, D. R., Wasserman, L. H., 2003. The recent expansion of Pluto’s atmosphere 424, 165–168.
- Fedorova, A., Korablev, O., Vandaele, A., Bertaux, J., Belyaev, D., Mahieux, A., Neefs, E., Wilquet, W. V., Drummond, R., Montmessin, F., Villard, E., 2008. HDO and H₂O vertical distributions and isotopic ratio in the Venus mesosphere by Solar Occultation at Infrared spectrometer on board Venus Express. *Journal of Geophysical Research (Planets)* 113, doi:10.1029/2008JE003146.
- Forget, F., Montmessin, F., Bertaux, J.-L., González-Galindo, F., Lebonnois, S., Quémerais, E., Reberac, A., Dimarellis, E., López-Valverde, M. A., 2009. Density and temperatures of the upper Martian atmosphere measured by stellar occultations with Mars Express SPICAM. *Journal of Geophysical Research (Planets)* 114, 1004.
- Formisano, V., D’Aversa, E., Bellucci, G., Baines, K. H., Bibring, J. P., Brown, R. H., Buratti, B. J., Capaccioni, F., Cerroni, P., Clark, R. N., Coradini, A., Cruikshank, D. P., Drossart, P., Jaumann, R., Langevin, Y., Matson, D. L., McCord, T. B., Mennella, V., Nelson, R. M., Nicholson, P. D., Sicardy, B., Sotin, C., Chamberlain, M. C., Hansen, G., Hibbitts, K., Showalter, M., Filacchione, G., 2003. Cassini-VIMS at Jupiter: solar occultation measurements using Io. *Icarus* 166, 75–84.
- Grinspoon, D. H., Pollack, J. B., Sitton, B. R., Carlson, R. W., Kamp, L. W., Baines, K. H., Encrenaz, T., Taylor, F. W., 1993. Probing Venus’s cloud structure with Galileo NIMS. *Plan. & Space Sci.* 41, 515–542.
- Hansen, J. E., Travis, L. D., 1974. Light scattering in planetary atmospheres. *Space Sci. Rev.* 16, 527–610.
- Heney, L. G., Greenstein, J. L., 1941. Diffuse radiation in the Galaxy. *Astrophys. J.* 93, 70–83.
- Hovenier, J. W., de Haan, J. F., 1985. Polarized light in planetary atmospheres for perpendicular directions. *Astron. Astrophys.* 146, 185–191.
- Hubbard, W. B., Fortney, J. J., Lunine, J. I., Burrows, A., Sudarsky, D., Pinto, P., 2001. Theory of Extrasolar Giant Planet Transits. *Astrophys. J.* 560, 413–419.
- Hubbard, W. B., Hunten, D. M., Dieters, S. W., Hill, K. M., Watson, R. D., 1988.

- Occultation evidence for an atmosphere on Pluto. *Nature* 336, 452–454.
- Kim, S., Sim, C., Lee, D., Courtin, R., Moses, J., Minh, Y., 2012. The three-micron spectral feature of the Saturnian haze: implications for the haze composition and formation process. *Plan. & Space Sci.* in press, in press.
- Kim, S. J., Jung, A., Sim, C. K., Courtin, R., Bellucci, A., Sicardy, B., Song, I. O., Minh, Y. C., 2011. Retrieval and tentative identification of the 3 μm spectral feature in Titan's haze. *Plan. & Space Sci.* 59, 699–704.
- Kleinböhl, A., Schofield, J. T., Kass, D. M., Abdou, W. A., Backus, C. R., Sen, B., Shirley, J. H., Lawson, W. G., Richardson, M. I., Taylor, F. W., Teanby, N. A., McCleese, D. J., 2009. Mars Climate Sounder limb profile retrieval of atmospheric temperature, pressure, and dust and water ice opacity. *Journal of Geophysical Research (Planets)* 114, 10006.
- Krasnopol'skii, V. A., Moroz, V. I., Krysko, A. A., Korablev, O. I., Zhegulev, V. S., 1989. Solar occultation spectroscopic measurements of the Martian atmosphere at 1.9 and 3.7 microns. *Nature* 341, 603.
- Lacis, A. A., Oinas, V., 1991. A description of the correlated k distribution method for modeling nongray gaseous absorption, thermal emission, and multiple-scattering in vertically inhomogeneous atmospheres. *J. Geophys. Res.* 96 (D5), 9027–9063.
- Lecavelier Des Etangs, A., Vidal-Madjar, A., Désert, J.-M., Sing, D., 2008. Rayleigh scattering by H_2 in the extrasolar planet HD 209458b. *Astron. Astrophys.* 485, 865–869.
- Macke, A., Mitchell, D., Bremen, L., 1999. Monte Carlo radiative transfer calculations for inhomogeneous mixed phase clouds. *Physics and Chemistry of the Earth B* 24, 237–241.
- Miller-Ricci, E., Fortney, J. J., 2010. The Nature of the Atmosphere of the Transiting Super-Earth GJ 1214b. *Astrophys. J. Lett.* 716, L74–L79.
- Mishchenko, M. I., Travis, L. D., Lacis, A., 2006. *Multiple Scattering of Light by Particles*. Cambridge University Press.
- Mishchenko, M. I., Travis, L. D., Macke, A., 1996. Scattering of light by polydisperse, randomly oriented, finite circular cylinders. *Appl. Optics* 35, 4927–4940.
- Niemann, H. B., Atreya, S. K., 16 colleagues, 2005. The abundances of constituents of Titan's atmosphere from the GCMS instrument on the Huygens probe. *Nature* 438, 779–784.
- Palmer, K. F., Williams, D., 1975. Optical constants of sulfuric acid - Application to the clouds of Venus. *Appl. Optics* 14, 208–219.
- Pont, F., Knutson, H., Gilliland, R. L., Moutou, C., Charbonneau, D., 2008. Detection of atmospheric haze on an extrasolar planet: the 0.55-1.05 μm transmission spectrum of HD 189733b with the HubbleSpaceTelescope. *Monthly Not. Roy. Astr. Soc.* 385, 109–118.
- Rothman, L. S., Gordon, I., 42 colleagues, 2009. The HITRAN 2008 molecular spectroscopic database. *J. Quant. Spectro. Rad. Trans.* 96, 139–204.
- Seager, S., Deming, D., 2010. Exoplanet Atmospheres. *Annual Review of Astronomy and Astrophysics* 48, 631–672.
- Seager, S., Sasselov, D. D., 2000. Theoretical Transmission Spectra during Extra-

- solar Giant Planet Transits. *Astrophys. J.* 537, 916–921.
- Shettle, E. P., Weinman, J. A., 1970. The Transfer of Solar Irradiance Through Inhomogeneous Turbid Atmospheres Evaluated by Eddington's Approximation. *Journal of Atmospheric Sciences* 27, 1048–1055.
- Sing, D. K., Pont, F., Aigrain, S., Charbonneau, D., Désert, J.-M., Gibson, N., Gilliland, R., Hayek, W., Henry, G., Knutson, H., Lecavelier Des Etangs, A., Mazeh, T., Shporer, A., 2011. Hubble Space Telescope transmission spectroscopy of the exoplanet HD 189733b: high-altitude atmospheric haze in the optical and near-ultraviolet with STIS. *Monthly Not. Roy. Astr. Soc.* 416, 1443–1455.
- Snellen, I. A. G., de Kok, R. J., de Mooij, E. J. W., Albrecht, S., 2010. The orbital motion, absolute mass and high-altitude winds of exoplanet HD209458b. *Nature* 465, 1049–1051.
- Stern, S. A., Slater, D. C., Scherrer, J., Stone, J., Dirks, G., Versteeg, M., Davis, M., Gladstone, G. R., Parker, J. W., Young, L. A., Siegmund, O. H. W., 2008. ALICE: The Ultraviolet Imaging Spectrograph Aboard the New Horizons Pluto-Kuiper Belt Mission. *Space Sci. Rev.* 140, 155–187.
- Tinetti, G., Vidal-Madjar, A., Liang, M.-C., Beaulieu, J.-P., Yung, Y., Carey, S., Barber, R. J., Tennyson, J., Ribas, I., Allard, N., Ballester, G. E., Sing, D. K., Selsis, F., 2007. Water vapour in the atmosphere of a transiting extrasolar planet. *Nature* 448, 169–171.
- Tomasko, M. G., Doose, L., Engel, S., Dafoe, L. E., West, R., Lemmon, M., Karkoschka, E., See, C., 2008. A model of Titan's aerosols based on measurements made inside the atmosphere. *Plan. & Space Sci.* 56, 669–707.
- Tomasko, M. G., Doose, L. R., Lemmon, M., Smith, P. H., Wegryn, E., 1999. Properties of dust in the Martian atmosphere from the Imager on Mars Pathfinder. *J. Geophys. Res.* 104, 8987–9008.
- Vandaele, A. C., De Mazière, M., Drummond, R., Mahieux, A., Neefs, E., Wilquet, V., Korabiev, O., Fedorova, A., Belyaev, D., Montmessin, F., Bertaux, J.-L., 2008. Composition of the Venus mesosphere measured by Solar Occultation at Infrared on board Venus Express. *Journal of Geophysical Research (Planets)* 113, 0.
- Vinatier, S., Bézard, B., 13 colleagues, 2006. Vertical abundance profiles of hydrocarbons in Titan's atmosphere at 15°S and 80°N retrieved from Cassini/CIRS spectra. *Icarus* 188, 120–138.