

H₄O and other hydrogen-oxygen compounds at giant-planet core pressures

Shuai Zhang,^{1,*} Hugh F. Wilson,¹ Kevin P. Driver,¹ and Burkhard Militzer^{1,2}

¹*Department of Earth and Planetary Science, University of California, Berkeley, California 94720, USA*

²*Department of Astronomy, University of California, Berkeley, California 94720, USA*

Water and hydrogen at high pressure make up a substantial fraction of the interiors of giant planets. Using *ab initio* random structure search methods we investigate the ground-state crystal structures of water, hydrogen, and hydrogen-oxygen compounds. We find that, at pressures beyond 14 Mbar, excess hydrogen is incorporated into the ice phase to form a novel structure with H₄O stoichiometry. We also predict two new ground state structures, $P2_1/m$ and $I4/mmm$, for post- $C2/m$ water ice.

As one of the most abundant substances in the solar system, water ice at high pressure [1, 2] is of fundamental importance in planetary science [3]. Over the last two years, a significant effort has been devoted to finding the ground-state structures of ice at the multimegabar pressures corresponding to the cores of gas giant planets (15-20 Mbar for Saturn and 40-60 Mbar for Jupiter). Militzer and Wilson [4] demonstrated that the $Pbcm$ phase [2] becomes unstable above 7.6 Mbar and predicted a new structure of $Pbca$ symmetry. Wang *et al.* [5] showed that, at 8.1 Mbar, water ice assumes another structure of $I42d$ symmetry instead of transforming into a $Cmcm$ structure as proposed in Ref. [4]. Refs. [6–8] instead proposed a structure with $Pmc2_1$ symmetry to appear in the same pressure regime, but it has a higher enthalpy than the $I42d$ structure. Around 12 Mbar, a transition to a structure with $P2_1$ symmetry was consistently predicted in Refs. [5–8]. Even higher pressure studies predict a $P2_1/c$ structure at 20 Mbar [7], and a metallic $C2/m$ structure at 60 Mbar [6, 8]. In nature, however, high-pressure water phases are rarely found in isolation, and, in gas giants, an icy core may be surrounded by a vast reservoir of hydrogen-rich fluid or exist in a mixture with the other planetary ices, such as ammonia and methane. Recent works have emphasized the fact that counterintuitive stoichiometries can occur in post-perovskite materials at extreme pressures [9]. This raises the question of whether H₂O is indeed the ground-state stoichiometry for water at high pressure in hydrogen-rich environments, or whether pressure effects are likely to result in the incorporation of hydrogen into the ice lattice to form novel ice-like phases with non-H₂O stoichiometry.

In this Letter, we apply *ab initio* random structure searching (AIRSS) methods [10] to determine the ground-state structure of hydrogen-oxygen compounds at extreme pressure to explore whether the H₂O stoichiometry of water is maintained at high pressure. The AIRSS method relies on the generation of a large number of random geometries whose structures are then optimized using density functional theory. In the AIRSS process, randomly generated unit cells are filled with randomly

positioned atoms, and the structures are geometrically relaxed to the targeted pressure. Structures with competitive enthalpy are picked out and re-evaluated with more accurate thermodynamic calculations, from which the most stable structure can be determined. Although the AIRSS is not guaranteed to find the most stable phase, it has achieved remarkable success in discovering structures across a wide range of materials [11–13].

In our calculations, structural optimization is performed using the Vienna *ab initio* simulation package (VASP) [14]. Projector augmented wave (PAW) pseudopotentials [15] and the Perdew-Burke-Ernzerhof [16] exchange-correlation functional are used. The pseudopotential cutoff radii equal to 0.8 and 1.1 Bohr for H and O. For efficiency of the AIRSS, a cutoff energy of 900 eV is chosen for initial relaxation, which is then increased to 1700 eV for precise calculations on favorable structures. Likewise, a relatively sparse Monkhorst-Pack grid [17, 18] ($6 \times 6 \times 6$) is used initially, which is later replaced by a $20 \times 20 \times 20$ grid. Tests at the largest energy cutoff and grid size show that the total system energies are converged to the order of 1 meV, while the energy difference is converged to 0.1 meV.

As an initial step, we recomputed enthalpies of recently reported [4–7] H₂O structures as a function of pressure, assembling all proposed structures for comparison. Figure 1 shows the transition sequence up to the highest reported pressure (70 Mbar) as follows: $X \rightarrow Pbcm \rightarrow Pbca \rightarrow I42d \rightarrow P2_1 \rightarrow P2_1/c \rightarrow C2/m$, consistent with previous reports. Note that the $Pmc2_1$ structure predicted in Refs. [6–8] is less stable than the $I42d$ structure reported by Wang *et al.* [5] at all pressures; as the $I42d$ structure has eight formula units (f.u.) per unit cell, it was less likely to be generated by random search algorithms.

With quickly increasing number of known massive exoplanets, it is worthwhile to explore stable H₂O structures at even higher pressure. We use AIRSS to generate between 1000 and 3500 H₂O unit cells with 1-4 f.u. at pressures of 100, 150, 300, 400, and 500 Mbar. Additionally, we generate between 750 and 1150 structures with 5-8 f.u. at pressures of 100 and 200 Mbar.

Figure 1 shows two new, stable phases with $P2_1/m$ and

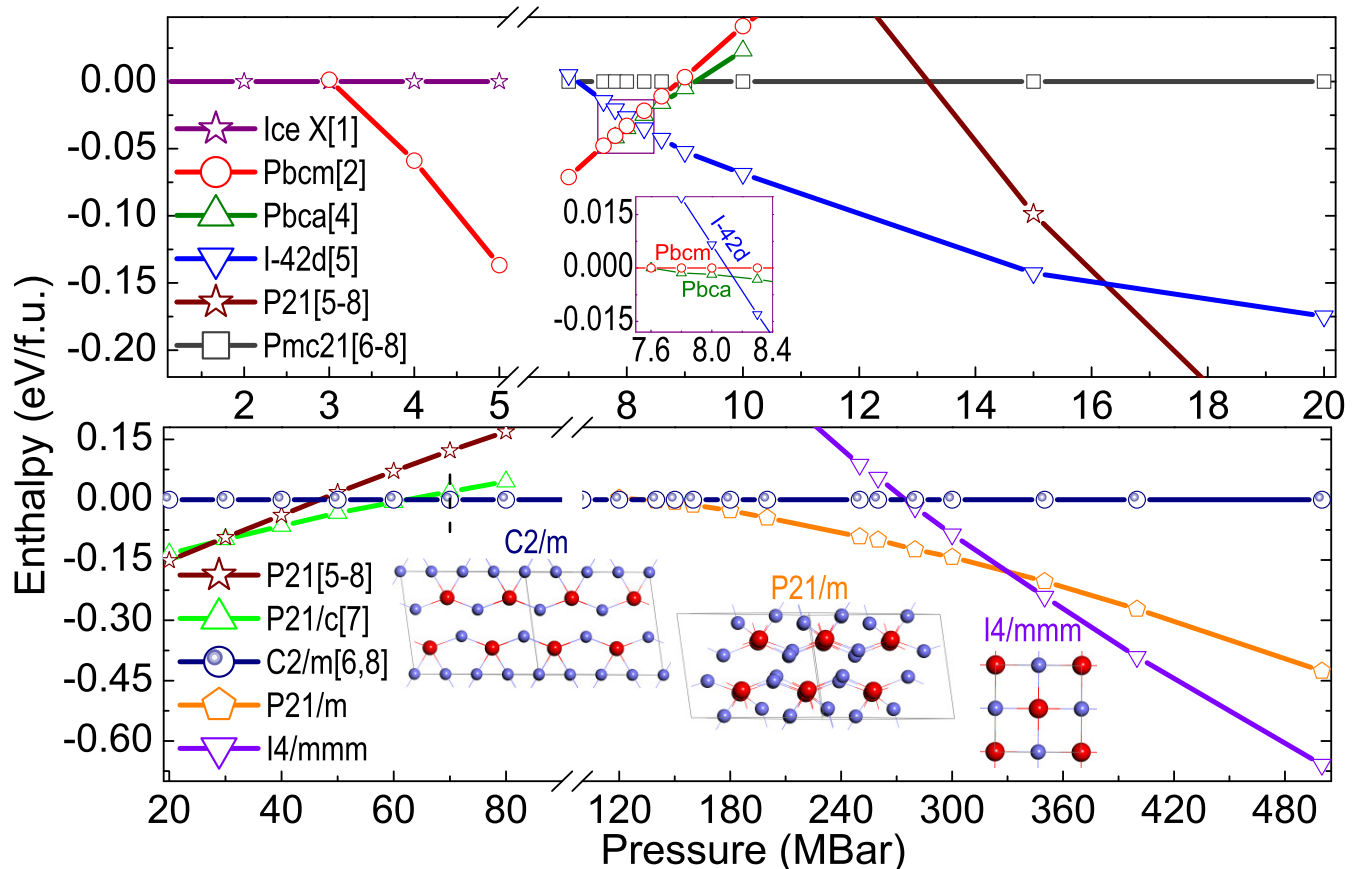


FIG. 1. (color online) Enthalpy versus pressure of different water ice structures. The reference following the name of each phase is the corresponding earliest report. In the lower panel, structures are provided for $C2/m$, $P2_1/m$ and $I4/mmm$, where large red and small blue spheres represent O and H atoms, respectively. The dashed line at 70 Mbar indicates the highest pressure explored in previous work.

$I4/mmm$ symmetry that appear at high pressure. More stable than $C2/m$ above 135 Mbar, the $P2_1/m$ phase is also a monoclinic, layered structure that resembles the $C2/m$ phase except that O-H-O bonds are divided into two classes: one is shortened and straight, while the other is squeezed and distorted in different directions. At 330 Mbar, $P2_1/m$ is replaced by a tetragonal $I4/mmm$ phase, which has the same structure as the L'2 phase of ThH_2 [19]. $I4/mmm$ remains the most stable structure up to 500 Mbar. Like the $C2/m$ structure, an analysis of the electronic band structure shows that the $P2_1/m$ and $I4/mmm$ phases are metallic. Structural parameters of these two phases are listed in Supplemental Table I.

In addition to our initial studies on water ice, we performed AIRSS on hydrogen (results see Fig. 2). Below 50 Mbar we find the same progression of ground state structures, $Cmca \rightarrow C2/c \rightarrow I4_1/amd$ (or $Fddd$) $\rightarrow Cmcm$, as has been reported previously [20–22]. When pressure exceeds 54 Mbar, we find that the 12-atom per unit cell $Cmcm$ structure of Ref. [20], hereafter $Cmcm$ -12, becomes less stable than a new $Cmcm$ -4 structure, in which three groups of bonds (different in length) exist without

forming in-plane H_3 clusters [20]. As pressure increases to 87 Mbar, the hcp structure (symmetry $P6_3/mmc$) becomes stable. Different from the $P6_3/mmc$ structure predicted in Ref. [21] ($c/a \approx 2$), our hcp lattice exhibits a smaller c/a ratio of 1.58. The hcp structure remains stable until being replaced by the fcc lattice at 180 Mbar.

Having computed the ground state structures of H and H_2O throughout a wide pressure range, we now explore novel hydrogen-oxygen stoichiometries, including hydrogen-enriched structures H_3O , H_4O , H_6O and H_8O and oxygen-rich structures HO , HO_2 and HO_4 . Between 200 and 3000 random structures with up to 8 f.u. at pressures of 20–500 Mbar were generated, depending on the specific computational cost and searching efficiency.

Figure 3 compares the stability of structures with different stoichiometries using a convex hull diagram [23]. This diagram shows the per-atom enthalpy of the compound H_mO_n , as a function of fractional concentration of oxygen, $x = n/(m+n)$, relative to a combination of the two phases at the ends. A particular H_mO_n phase is stable relative to a mixture of two phases of different concentrations if its enthalpy lies below the line that in-

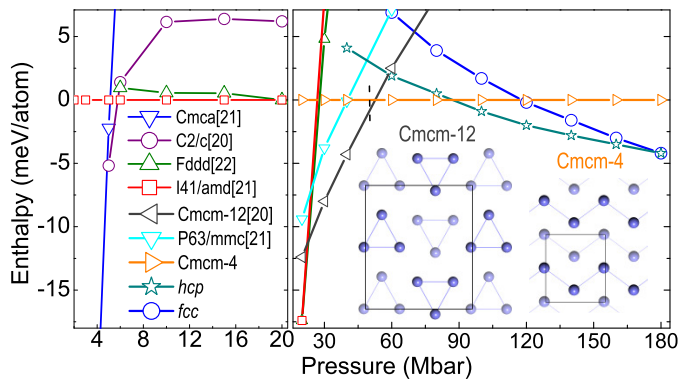


FIG. 2. (color online) Enthalpy versus pressure of different structures of hydrogen relative to $I4_1/amd$ [21] in the left panel and the 4-atom $Cmcm$ phase on the right. The reference for each phase is given in the legend. In the right panel, structures of the 12-atom $Cmcm$ of Ref. [20] and our new 4-atom $Cmcm$ are compared. The dashed line at 50 Mbar indicates the highest pressure explored in previous work.

terpolates between those two phases. In Fig. 3(a) we plot a convex hull diagram showing the enthalpies of possible H-O phases at a pressure of 100 Mbar. The H_4O structure emerges as the most stable on the hydrogen-enriched side of the diagram, implying that any H-O complex with an H:O concentration greater than 2:1 will preferentially form an H_4O+H or an H_4O+H_2O mixture, in contrast to the H_2O+H_2 mixture we expect at ambient pressure. On the oxygen-rich side of the graph, the HO , HO_2 and HO_4 phases are unstable relative to H_2O+O mixtures.

In Fig. 3(b) we focus on convex hull for the hydrogen-enriched compounds including the H_3O and H_4O phases after having switched the right end from O to H_2O . Based on our calculations at 10 and 20 Mbar, we predict H_4O to become stable relative to a mixture of H and H_2O at 14 Mbar. Such a pressure is predicted to be for the core-mantle boundary (CMB) of Saturn and far below that of Jupiter. For pressures above 140 Mbar, we find H_3O becoming stable relative to H_2O+H_4O mixtures. These results imply that at giant-planet CMB pressures, in the absence of temperature effects, excess hydrogen present is incorporated into existing water ice structures to form the novel hydrogen-rich compound, H_4O . On the other hand, no oxygen-rich compounds will form, which is in agreement with recent calculations at high temperatures [24].

The H_4O phase that we find here is a layered orthorhombic structure with $Pnma$ symmetry. Each layer is characterized by $-H-O-H-O-$ chains, of which each O is associated with one H_3 unit shown in Fig. 4. Our band structure analysis showed that the H_4O structure becomes metallic at 80 Mbar. For H_3O , we find a bcc ($Im\bar{3}m$) structure above 110 Mbar, a layered monoclinic $C2/m$ structure (see Supplemental Fig. 1) at 20-110 Mbar, and a slightly less stable orthorhombic $Cmmm$

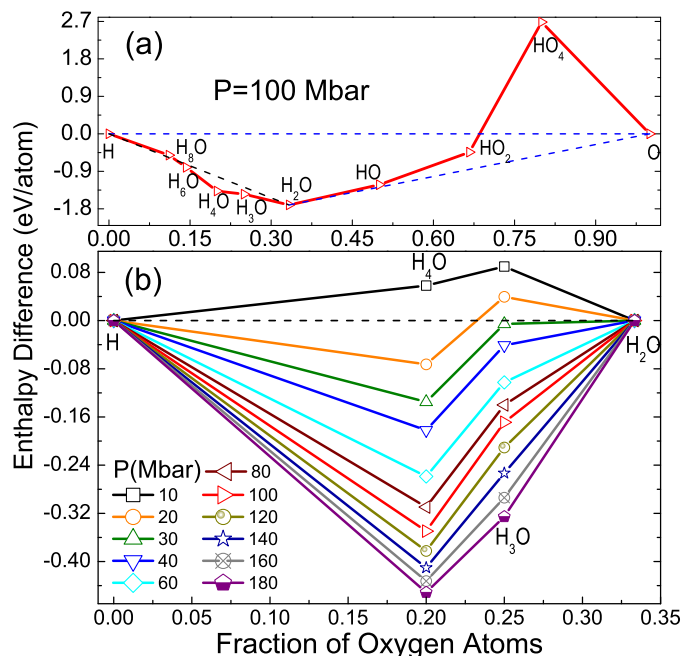


FIG. 3. (color online) (a) Enthalpy of different H-O compounds at 100 Mbar, relative to a mixture of pure H and O . (b) Enthalpy of hydrogen-rich H-O compounds at several pressures, relative to a mixture of H and H_2O .

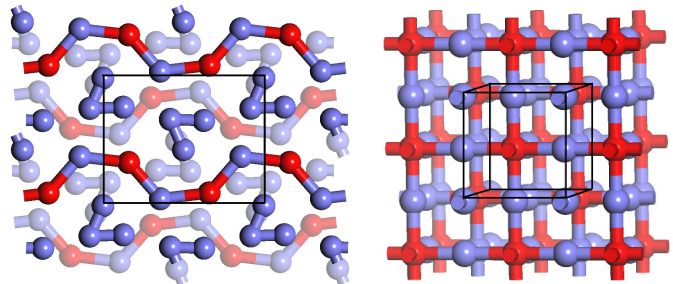


FIG. 4. (color online) Structures of H_4O - $Pnma$ (left) and H_3O - bcc (right). Red and blue spheres denote O and H atoms, respectively.

structure (see Supplemental Fig. 2) between 20 and 100 Mbar, whose enthalpy is very close (2-36 meV/f.u.) to that of the $C2/m$ structure.

To verify the applicability of the PAW pseudopotential under extreme pressures, we performed all-electron LAPW calculations using the ELK code [25]. The LAPW calculations for hydrogen at 80-180 Mbar reconfirm the $Cmcm \rightarrow hcp$ transition at 87 Mbar and increase the enthalpy of the fcc structure by 5 meV, precluding fcc to become stable until a pressure of about 200 Mbar is reached. We also recalculated the relative enthalpy of two systems ($H+H_2O$ versus H_3O , at 100 Mbar), and found that the difference between the two methods is only 4 meV/f.u.. We further replaced the VASP-PAW

pseudopotential of oxygen with an all-electron PAW potential (cutoff radius equals to 0.95 Bohr), re-optimized two H₂O structures, *I4/mmm* and *C2/m*, and compared their enthalpy. The enthalpy difference, between the *I4/mmm* and the *C2/m* structures, increases by 16 and 70 meV/f.u. at 180 and 400 Mbar, respectively. All these corrections are small and confirm our prediction of two new ice phases, although their transition pressures increase slightly (by < 4% for *P2₁/m*, < 18% for *I4/mmm*).

We also estimated the influence of zero-point motion (ZPM) by phonon calculations with $2 \times 2 \times 2$ supercells using the finite displacement method [26]. Including zero-point energy (see Supplemental Table II), the convex hull diagram in Fig. 3(b) shifts in the positive direction by 12 meV/aotm for H₄O and 3 meV/aotm for H₃O at 20 Mbar, and by 74 meV/aotm for H₄O and 89 meV/aotm for H₃O at 180 Mbar. By applying these changes to the linearly interpolated enthalpy, we estimate the ZPM increases the pressure at which H₄O and H₃O become more stable than their corresponding H+H₂O mixtures by, at most, 1.3 Mbar. Relative to the H₂O+H₄O mixture, H₃O becomes less stable below 180 Mbar. We note that, based on the findings in Refs. [6, 8], the ZPM-induced changes in the enthalpy differences between H₂O structures are small and do not change the sequence of phase transition, although the transition pressures will be slightly affected. Further, the difference in the zero-point energy of different hydrogen structures is small (< 80 meV/atom when below 50 Mbar), as indicated in Ref. [21], and will not change our conclusions on the stability of H₄O.

In this work we have replicated and extended the phase diagram of solid hydrogen to 180 Mbar and that of water ice to 500 Mbar. We also predict novel, hydrogen-enriched meta-ice structures to become more stable than hydrogen-water mixtures at high pressure. Our results imply that water ice under conditions in excess of 14 Mbar at low temperature will absorb excess hydrogen from its environment to form a hydrogen-rich H₄O phase. The 14 Mbar pressure in question is comparable to the CMB of Saturn and far below the core pressure of Jupiter, and may potentially also be reached inside super-Neptune ice giants. This result stands in contrast to the tendency of methane to preferentially expel hydrogen from its own structure under pressure to form hydrocarbons and eventually diamond [27], and in ice mixtures methane could potentially provide the excess hydrogen to incorporate into H₄O. These results underline the fact that chemistry at high pressure may deliver substantially counterintuitive results, and that consideration of structures likely to form at giant-planet core

conditions requires looking beyond traditional ambient-pressure chemistry to explore unfamiliar stoichiometries and combinations of elements.

-
- * shuai.zhang01@berkeley.edu
- [1] A. Polian and M. Grimsditch, Phys. Rev. Lett. **52**, 1312 (1984).
 - [2] M. Benoit, M. Bernasconi, P. Focher, and M. Parrinello, Phys. Rev. Lett. **76**, 2934 (1996).
 - [3] W. B. Hubbard, *Planetary Interiors* (University of Arizona Press, Tucson, AZ, 1984).
 - [4] B. Militzer and H. F. Wilson, Phys. Rev. Lett. **105**, 195701 (2010).
 - [5] Y. Wang, H. Liu, J. Lv, L. Zhu, H. Wang, and Y. Ma, Nature Commun. **2**, 563 (2011).
 - [6] J. M. McMahon, Phys. Rev. B **84**, 220104 (2011).
 - [7] M. Ji, K. Umemoto, C.-Z. Wang, K.-M. Ho, and R. M. Wentzcovitch, Phys. Rev. B **84**, 220105 (2011).
 - [8] A. Hermann, N. W. Ashcroft, and R. Hoffmann, Proc. Natl. Acad. Sci. USA **109**, 745 (2012).
 - [9] K. Umemoto and R. M. Wentzcovitch, Earth Planet. Sci. Lett. **311**, 225 (2011).
 - [10] C. J. Pickard and R. J. Needs, J. Phys. Condens. Matter **23**, 053201 (2011).
 - [11] C. J. Pickard and R. J. Needs, Phys. Rev. Lett. **97**, 045504 (2006); Nature Mater. **7**, 775 (2008).
 - [12] A. J. Morris, C. J. Pickard, and R. J. Needs, Phys. Rev. B **80**, 144112 (2009).
 - [13] A. D. Fortes, E. Suard, M.-H. Lemée-Cailleau, C. J. Pickard, and R. J. Needs, J. Am. Chem. Soc. **131**, 13508 (2009).
 - [14] G. Kresse and J. Furthmüller, Comput. Mater. Sci. **6**, 15 (1996); Phys. Rev. B **54**, 11169 (1996).
 - [15] G. Kresse and D. Joubert, Phys. Rev. B **59**, 1758 (1999).
 - [16] J. P. Perdew, K. Burke, and M. Ernzerhof, Phys. Rev. Lett. **77**, 3865 (1996).
 - [17] H. J. Monkhorst and J. D. Pack, Phys. Rev. B **13**, 5188 (1976).
 - [18] J. D. Pack and H. J. Monkhorst, Phys. Rev. B **16**, 1748 (1977).
 - [19] [Http://cst-www.nrl.navy.mil/lattice/struk/lp2.html](http://cst-www.nrl.navy.mil/lattice/struk/lp2.html).
 - [20] H. Liu, H. Wang, and Y. Ma, J. Phys. Chem. C **116**, 9221 (2012).
 - [21] J. M. McMahon and D. M. Ceperley, Phys. Rev. Lett. **106**, 165302 (2011).
 - [22] H. Y. Geng, H. X. Song, J. F. Li, and Q. Wu, J. Appl. Phys. **111**, 063510 (2012).
 - [23] A. J. Morris, C. P. Grey, R. J. Needs, and C. J. Pickard, Phys. Rev. B **84**, 224106 (2011).
 - [24] H. F. Wilson and B. Militzer, Astrophys. J. **745**, 54 (2012).
 - [25] [Http://elk.sourceforge.net/](http://elk.sourceforge.net/).
 - [26] D. Alfè, Comput. Phys. Commun. **180**, 2622 (2009).
 - [27] F. Ancilotto, G. L. Chiarotti, S. Scandolo, and E. Tosatti, Science **275**, 1288 (1997).