

# Particular and unique solutions of DGLAP evolution equation in leading order and gluon structure function at small- $x$

R.Rajkhowa<sup>1</sup> and J. K. Sarma<sup>2</sup>

<sup>1</sup>Physics Department, T. H. B. College, Jamugurihat, Sonitpur, Assam, India

<sup>2</sup>Physics Department, Tezpur University, Napaam, Tezpur-784 028, Assam, India

<sup>1</sup>E-mail: rasna@tezu.ernet.in, <sup>2</sup>jks@tezu.ernet.in

## Abstract

We present particular and unique solutions of Dokshitzer- Gribov- Lipatov- Altarelli-Parisi (DGLAP) evolution equation for gluon structure function in leading order (LO) and obtain  $t$  and  $x$ -evolutions of gluon structure function at small- $x$ . The results are compared with a recent global parameterization.

**Keywords:** Particular solution, complete solution, unique solution, Altarelli-Parisi equation, structure function, small- $x$  physics

**PACS Nos.:** 12.38.Bx, 12.39.-x, 13.60.Hb

## 1. Introduction

In recent papers [1-2], particular and unique solutions of the Dokshitzer- Gribov- Lipatov- Altarelli- Parisi (DGLAP) [3-6] evolution equations for  $t$  and  $x$ -evolutions of singlet and non-singlet structure functions in leading order (LO) and next-to-leading order (NLO) at small- $x$  have been reported. The same technique can be applied to the DGLAP evolution equations for gluon structure function in LO to obtain  $t$  and  $x$ -evolutions of gluon structure function. These LO results are compared with a recent global parameterization [7-8]. Here Section 1, Section 2, and Section 3 will give the introduction, the necessary theory and the results and discussion respectively.

## 2. Theory

The DGLAP evolution equation for gluon structure function has the standard form [9] as

$$\frac{\partial G(x,t)}{\partial t} - \frac{A_f}{t} \left\{ \left( \frac{11}{12} - \frac{N_f}{18} + \ln(1-x) \right) G(x,t) + I_g \right\} = 0, \quad (1)$$

where

$$I_g = \int_x^1 dw \left[ \frac{wG(x/w,t) - G(x,t)}{1-w} + \left( w(1-w) + \frac{1-w}{w} \right) G(x/w,t) + \frac{2}{9} \left( \frac{1+(1-w)^2}{w} \right) F_2^S(x/w,t) \right], \quad (2)$$

$$t = \ln(Q^2 / A^2), \quad A_f = \frac{36}{33 - N_f}, \quad N_f \text{ being the number of flavour.}$$

Let us introduce the variable  $u = 1-w$  and note that [10]

$$\frac{x}{w} = \frac{x}{1-u} = x \sum_{k=0}^{\infty} u^k. \quad (3)$$

The series (3) is convergent for  $|u| < 1$ . Since  $x < w < 1$ , so  $0 < u < 1-x$  and hence the convergence criterion is satisfied. Now, using Taylor expansion method [11] we can rewrite  $G(x/w, t)$  as

$$\begin{aligned} G(x/w, t) &= G\left(x + x \sum_{k=1}^{\infty} u^k, t\right) \\ &= G(x, t) + x \sum_{k=1}^{\infty} u^k \frac{\partial G(x, t)}{\partial x} + \frac{1}{2} x^2 \left(\sum_{k=1}^{\infty} u^k\right)^2 \frac{\partial^2 G(x, t)}{\partial x^2} + \dots \end{aligned} \quad (4)$$

which covers the whole range of  $u$ ,  $0 < u < 1-x$ . Since  $x$  is small in our region of discussion, the terms containing  $x^2$  and higher powers of  $x$  can be neglected as our first approximation as discussed in our earlier works [1-2, 12-14] and  $G(x/w, t)$  can be approximated for small- $x$  as

$$G(x/w, t) \cong G(x, t) + x \sum_{k=1}^{\infty} u^k \frac{\partial G(x, t)}{\partial x}. \quad (5)$$

Similarly,  $F_2^S(x/w, t)$  can be approximated for small- $x$  as

$$F_2^S(x/w, t) \cong F_2^S(x, t) + x \sum_{k=1}^{\infty} u^k \frac{\partial F_2^S(x, t)}{\partial x}. \quad (6)$$

Using equations (5) and (6) in equations (1) and (2) and performing  $u$ -integrations we get

$$\frac{\partial G(x, t)}{\partial t} - \frac{A_f}{t} \left[ A_1(x) F_2^S(x, t) + B_1(x) \frac{\partial F_2^S(x, t)}{\partial x} + C_1(x) G(x, t) + D_1(x) \frac{\partial G(x, t)}{\partial x} \right] = 0, \quad (7)$$

where

$$A_1(x) = -\left[ \frac{2}{9}(1-x) + \frac{1}{9}(1-x)^2 + \frac{4}{9} \ln x \right],$$

$$B_1(x) = x \left[ \frac{4}{9x} + \frac{4}{9}(1-x) + \frac{1}{9}(1-x)^2 + \frac{8}{9} \ln x - \frac{4}{9} \right],$$

$$C_1(x) = \left( \frac{11}{12} - \frac{N_f}{18} \right) + \ln(1-x) - \left[ 2(1-x) - \frac{1}{2}(1-x)^2 + \frac{1}{3}(1-x)^3 + \ln x \right],$$

$$D_1(x) = x \left[ \frac{1}{x} + 2(1-x) + \frac{1}{3}(1-x)^3 + 2 \ln x - 1 \right].$$

For simplicity we assume [1-2]

$G(x, t) = K(x) F_2^S(x, t)$ , where  $K(x)$  is a function of  $x$ . Therefore

$$F_2^S(x,t) = K_1(x)G(x,t), \text{ where } K_1(x) = 1/ K(x). \quad (8)$$

Now equation (7) becomes

$$\frac{\partial G(x,t)}{\partial t} - \frac{A_f}{t} \left[ P(x)G(x,t) + Q(x) \frac{\partial G(x,t)}{\partial x} \right] = 0, \quad (9)$$

where  $P(x) = A_1(x)K_1(x) + B_1(x) \frac{\partial K_1(x)}{\partial x} + C_1(x)$  and  $Q(x) = B_1(x)K_1(x) + D_1(x)$ .

The general solutions of equations (9) is [11, 15]  $F(U, V) = 0$ , where  $F$  is an arbitrary function and  $U(x, t, G) = C_1$  and  $V(x, t, G) = C_2$  form a solution of equations

$$\frac{dx}{A_f Q(x)} = \frac{dt}{-t} = \frac{dG(x,t)}{-A_f P(x)G(x,t)}. \quad (10)$$

Solving equation (10) we obtain

$$U(x,t,G) = t \exp \left[ \frac{1}{A_f} \int \frac{1}{Q(x)} dx \right] \text{ and } V(x,t,G) = G(x,t) \exp \left[ \int \frac{P(x)}{Q(x)} dx \right].$$

If  $U$  and  $V$  are two independent solutions of equation (10) and if  $\alpha$  and  $\beta$  are arbitrary constants, then  $V = \alpha U + \beta$  may be taken as a complete solution of equation (10). Now the complete solution [13-14]

$$G(x,t) \exp \left[ \int \frac{P(x)}{Q(x)} dx \right] = \alpha t \exp \left[ \frac{1}{A_f} \int \frac{1}{Q(x)} dx \right] + \beta \quad (11)$$

is a two-parameter family of surfaces, which does not have an envelope, since the arbitrary constants enter linearly [11]. Differentiating equation (11) with respect to  $\beta$  we get  $0 = 1$ , which is absurd. Hence there is no singular solution. The one parameter family determined by taking  $\beta = \alpha^2$  has equation

$$G(x,t) \exp \left[ \int \frac{P(x)}{Q(x)} dx \right] = \alpha t \exp \left[ \frac{1}{A_f} \int \frac{1}{Q(x)} dx \right] + \alpha^2. \quad (12)$$

Differentiating equation (12) with respect to  $\alpha$ , we get  $\alpha = -\frac{1}{2} t \exp \left[ \frac{1}{A_f} \int \frac{1}{Q(x)} dx \right]$ . Putting

the value of  $\alpha$  in equation (12), we obtain the envelope

$$G(x,t) = -\frac{1}{4} t^2 \exp \left[ \int \left( \frac{2}{A_f Q(x)} - \frac{P(x)}{Q(x)} \right) dx \right], \quad (13)$$

which is merely a particular solution of the general solution. Now, defining

$$G(x, t_0) = -\frac{1}{4} t_0^2 \exp \left[ \int \left( \frac{2}{A_f Q(x)} - \frac{P(x)}{Q(x)} \right) dx \right], \text{ at } t = t_0, \text{ where } t_0 = \ln(Q_0^2/A^2) \text{ at any lower}$$

value

$Q = Q_0$ , we get from equation (13)

$$G(x, t) = G(x, t_0) \left( \frac{t}{t_0} \right)^2, \quad (14)$$

which gives the  $t$ -evolution of gluon structure function  $G(x, t)$ . Again defining,

$$G(x_0, t) = -\frac{1}{4} t^2 \exp \left[ \int_{x=x_0} \left( \frac{2}{A_f Q(x)} - \frac{P(x)}{Q(x)} \right) dx \right], \text{ we obtain from equation (13)}$$

$$G(x, t) = G(x_0, t) \exp \left[ \int_{x_0}^x \left( \frac{2}{A_f Q(x)} - \frac{P(x)}{Q(x)} \right) dx \right] \quad (15)$$

which gives the  $x$ -evolution of gluon structure function  $G(x, t)$ .

For the complete solution of equation (9), we take  $\beta = \alpha^2$  in equation (11). If we take  $\beta = \alpha$  in equation (11) and differentiating with respect to  $\alpha$  as before, we get

$$0 = t \exp \left[ \frac{1}{A_f} \int \frac{1}{Q(x)} dx \right] + 1 \text{ from which we can not determine the value of } \alpha. \text{ But if we take } \beta$$

$= \alpha^3$  in equation (11) and differentiating with respect to  $\alpha$ , we get

$$\alpha = \sqrt{-\frac{1}{3} t \exp \left[ \frac{1}{A_f} \int \frac{1}{Q(x)} dx \right]}, \text{ from which we get, } G(x, t) = G(x, t_0) \left( \frac{t}{t_0} \right)^{\frac{3}{2}} \text{ and}$$

$$G(x, t) = G(x_0, t) \exp \left[ \int_{x_0}^x \left( \frac{\frac{3}{2}}{A_f Q(x)} - \frac{P(x)}{Q(x)} \right) dx \right] \text{ as before which are } t \text{ and } x\text{-evolutions}$$

respectively of gluon structure function for  $\beta = \alpha^3$ .

Proceeding exactly in the same way, we can show that if we take  $\beta = \alpha^4$  we get

$$G(x, t) = G(x, t_0) \left( \frac{t}{t_0} \right)^{\frac{4}{3}} \text{ and } G(x, t) = G(x_0, t) \exp \left[ \int_{x_0}^x \left( \frac{\frac{4}{3}}{A_f Q(x)} - \frac{P(x)}{Q(x)} \right) dx \right] \text{ and so on. So, in}$$

general, if we take  $\beta = \alpha^y$ , we get

$$G(x,t) = G(x,t_0) \left( \frac{t}{t_0} \right)^{\frac{y}{y-1}} \quad \text{and} \quad G(x,t) = G(x_0,t) \exp \left[ \int_{x_0}^x \left( \frac{\frac{y}{y-1}}{A_f Q(x)} - \frac{P(x)}{Q(x)} \right) dx \right], \quad \text{which give } t$$

and  $x$ -evolutions respectively of gluon structure function for  $\beta = \alpha^y$ . We observe if  $y \rightarrow \infty$  (very large),  $y/(y-1) \rightarrow 1$ .

Thus we observe that if we take  $\beta = \alpha$  in equation (11) we can not obtain the value of  $\alpha$  and also the required solution. But if we take  $\beta = \alpha^2, \alpha^3, \alpha^4, \alpha^5, \dots$  and so on, we see that the powers of  $(t/t_0)$  in  $t$ -evolutions of gluon structure functions are 2, 3/2, 4/3, 5/4...and so on respectively as discussed above. Similarly, for  $x$ -evolutions of gluon structure functions we see that the numerators of the first term inside the integral sign are 2, 3/2, 4/3, 5/4...and so on respectively for the same values of  $\alpha$ . Thus we see that if in the relation  $\beta = \alpha^y$ ,  $y$  varies between 2 to a maximum value, the powers of  $(t/t_0)$  and the numerators of the first term in the integral sign vary between 2 to 1. Then it is understood that the solution of equations (9) obtained by this methodology is not unique and so the  $t$  and  $x$ -evolution of gluon structure function obtained by this methodology is not unique. Thus by this methodology, instead of having a single solution we arrive a band of solutions, of course the range for these solutions is reasonably narrow.

Again, for  $Q^2$  values much larger than  $\Lambda^2$ , the effective coupling is small and a perturbative description in terms of quarks and gluons interacting weakly makes sense. For  $Q^2$  of order  $\Lambda^2$ , the effective coupling is infinite and we cannot make such a picture, since quark and gluons will arrange themselves into strongly bound clusters, namely, hadrons [16]. Also the perturbation series breaks down and structure functions must vanish [17]. Thus,  $\Lambda$  can be considered as the boundary between a world of quasi-free quarks and gluons, and the world of pions, protons, and so on. The value of  $\Lambda$  is not predicted by the theory; it is a free parameter to be determined from experiment. It should expect that it is of the order of a typical hadronic mass [16]. The value of  $\Lambda$  is so small that we can take at  $Q = \Lambda$ ,  $F_2^S(x, t) = 0$  due to conservation of the electromagnetic current [18]. Since the relation between gluon and singlet structure function is  $G(x, t) = K_1(x)F_2^S(x, t)$ , therefore  $G(x, t) = 0$  at  $Q = \Lambda$ . Using this boundary condition in equations (11) we get  $\beta = 0$  and

$$G(x,t) = \alpha t \exp \left[ \int \left( \frac{1}{A_f Q(x)} - \frac{P(x)}{Q(x)} \right) dx \right]. \quad (16)$$

Now, defining  $G(x, t_0) = \alpha t_0 \exp \left[ \int \left( \frac{1}{A_f Q(x)} - \frac{P(x)}{Q(x)} \right) dx \right]$ , at  $t = t_0$ , where  $t_0 = \ln (Q_0^2/\Lambda^2)$  at any

lower value  $Q = Q_0$ , we get from equation (16)

$$G(x, t) = G(x_0, t) \left( \frac{t}{t_0} \right), \quad (17)$$

which gives the  $t$ -evolution of gluon structure function  $G(x, t)$  in LO. Again defining,

$$G(x_0, t) = \alpha \exp \left[ \int_{x=x_0} \left( \frac{1}{A_f Q(x)} - \frac{P(x)}{Q(x)} \right) dx \right], \quad \text{we obtain from equation (16)}$$

$$G(x, t) = G(x_0, t) \exp \left[ \int_{x_0}^x \left( \frac{1}{A_f Q(x)} - \frac{P(x)}{Q(x)} \right) dx \right], \quad (18)$$

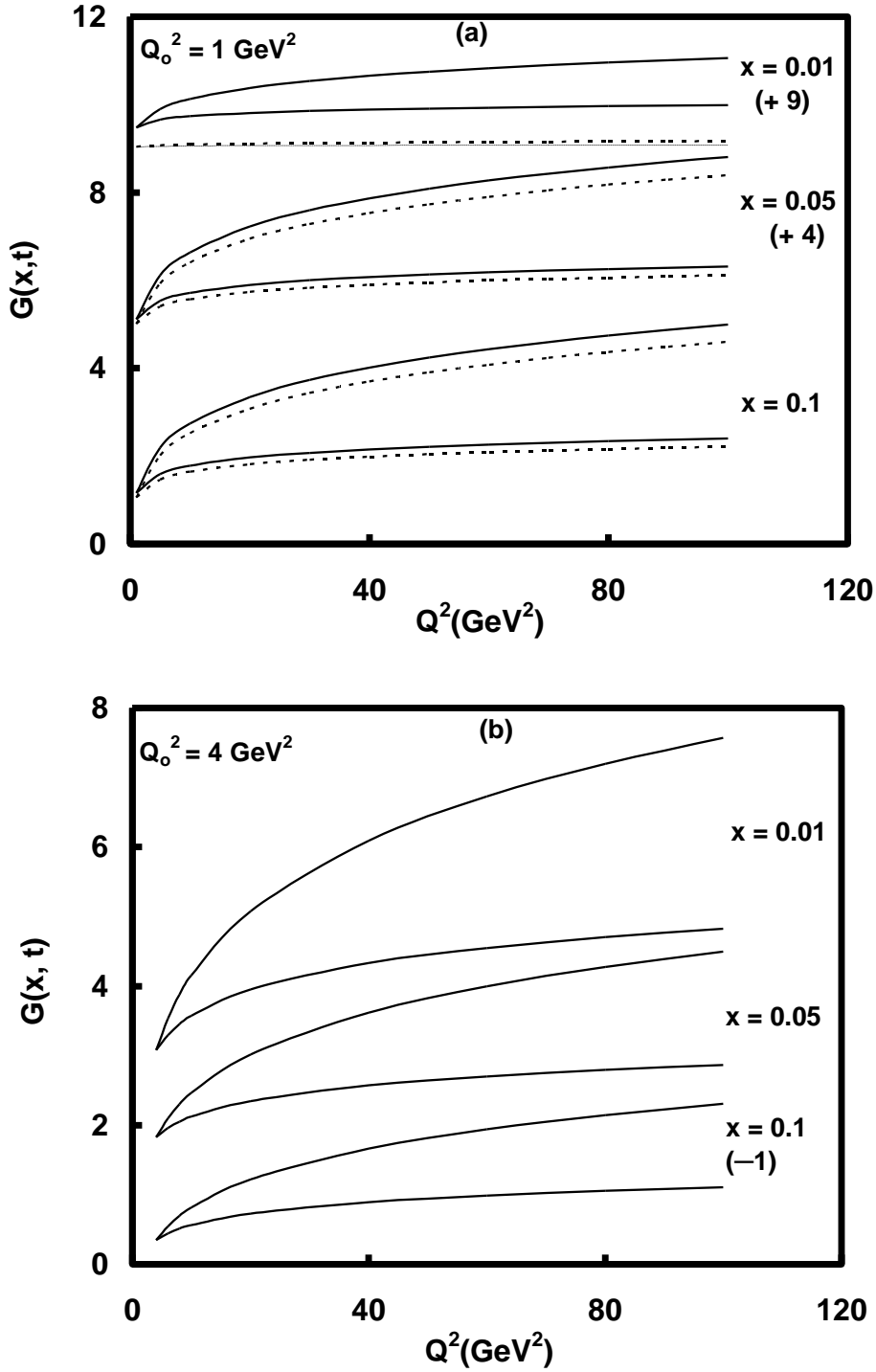
which gives the  $x$ -evolution of gluon structure function  $G(x, t)$  in LO. We observed that unique solutions (equations (17) and (18)) of DGLAP evolution equation for gluon structure function are same with particular solutions for  $y$  maximum in  $\beta = \alpha^y$  relation in LO.

### 3. Results and discussion

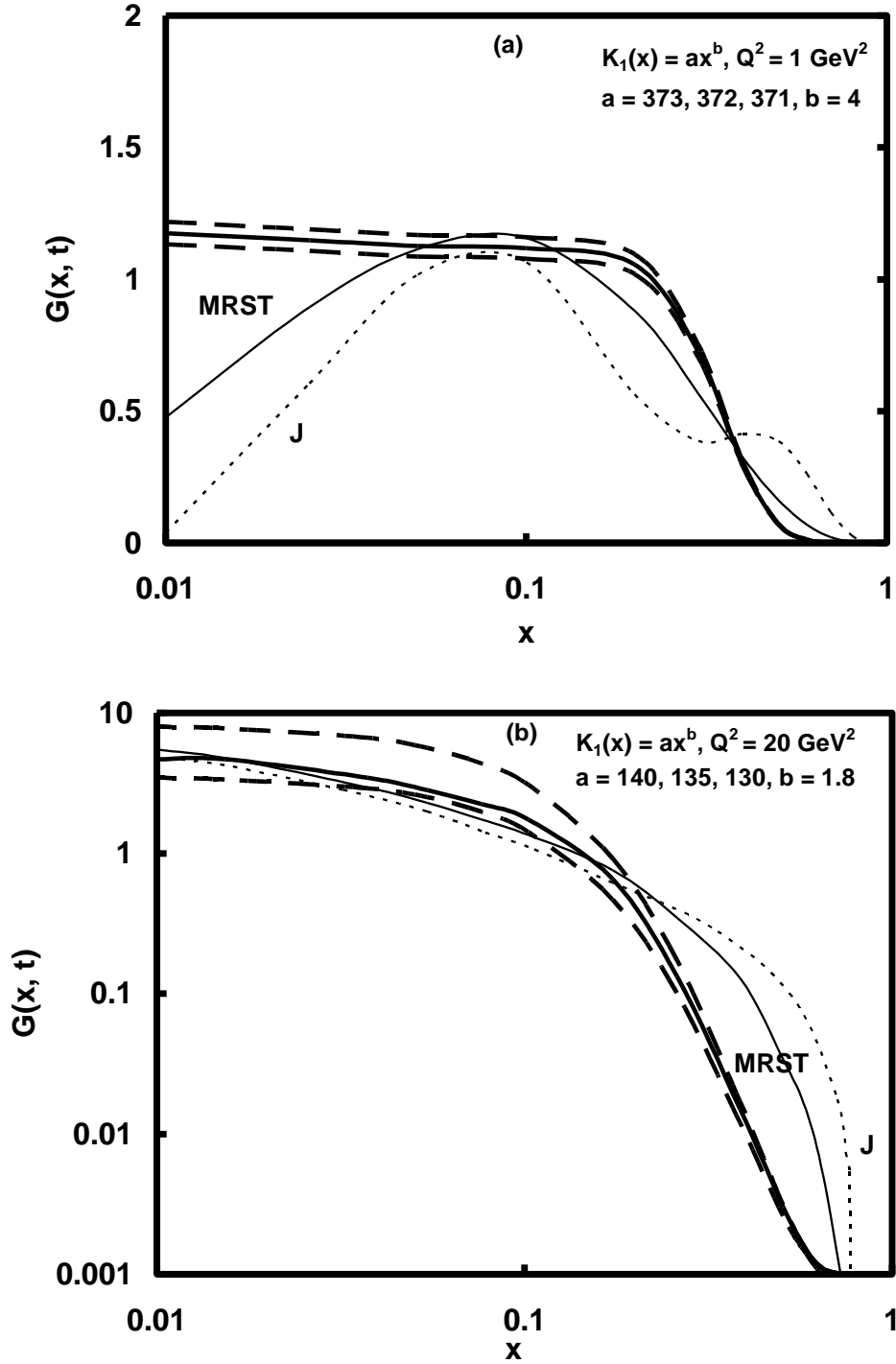
In the present paper, we present our result of  $t$ -evolution of gluon structure function qualitatively and compare result of  $x$ -evolution with a recent global parameterization [7-8]. These parameterizations include data from H1, ZEUS, DO, CDF experiment. Though we compare our results with  $y = 2$  and  $y = \text{maximum}$  in  $\beta = \alpha^y$  relation with the parameterization, our result with  $y = \text{maximum}$  is equivalent to that of unique solution.

In figure 1(a-b), we present our results of  $t$ -evolutions of gluon structure functions  $G(x, t)$  qualitatively for the representative values of  $x$  given in the figures for  $y = 2$  (upper solid and dashed lines) and  $y$  maximum (lower solid and dashed lines) in  $\beta = \alpha^y$  relation. We have taken arbitrary inputs from recent global parameterizations MRST2001 (solid lines) and MRST2001J (dashed lines) in figure 1(a) at  $Q_0^2 = 1 \text{ GeV}^2$  [7] and MRS data in figure 1(b) at  $Q_0^2 = 4 \text{ GeV}^2$  [8]. It is clear from figures that  $t$ -evolutions of gluon structure functions depend upon input  $G(x, t_0)$  values.

For a quantitative analysis of  $x$ -distributions of gluon structure functions  $G(x, t)$ , we calculate the integrals that occurred in equation (15) for  $N_f = 4$ . In figure 2(a-b), we present our results of  $x$ -distribution of gluon structure functions for  $K_1(x) = ax^b$ , where 'a' and 'b' are constants, for representative values of  $Q^2$  given in each figure, and compare them with recent



**Figure 1(a-b):** Results of  $t$ -evolutions of gluon structure functions for the representative values of  $x$  given in the figures for  $y = 2$  (upper solid and dashed lines) and  $y$  maximum (lower solid and dashed lines) in  $\beta = \alpha^y$  relation. We have taken arbitrary inputs from recent global parameterizations MRST2001 (solid lines) and MRST2001J (dashed lines) in figure 1(a) and MRS data in figure 1(b) at  $Q_0^2 = 1$  GeV<sup>2</sup> and  $Q_0^2 = 4$  GeV<sup>2</sup> respectively. For convenience, value of each data point is increased by adding 9 and 4 for  $x = 0.01$  and  $x = 0.05$  respectively in figure 1(a) and decreased by subtracting 1 for  $x = 0.1$  in figure 1(b).



**Figure 2(a-b):** Results of  $x$ -distribution of gluon structure functions for  $K_1(x) = ax^b$ , where ‘ $a$ ’ and ‘ $b$ ’ are constants for representative values of  $Q^2$  given in each figure, and compare them with recent global parameterizations for  $y$  minimum (thick solid lines) in the relation  $\beta = \alpha^y$ . In the same figures we present the sensitivity of our results for different values of ‘ $a$ ’ at fixed value ‘ $b$ ’. Here we take  $b = 4$  in figure 2(a) and  $b = 1.8$  in figure 2(b).



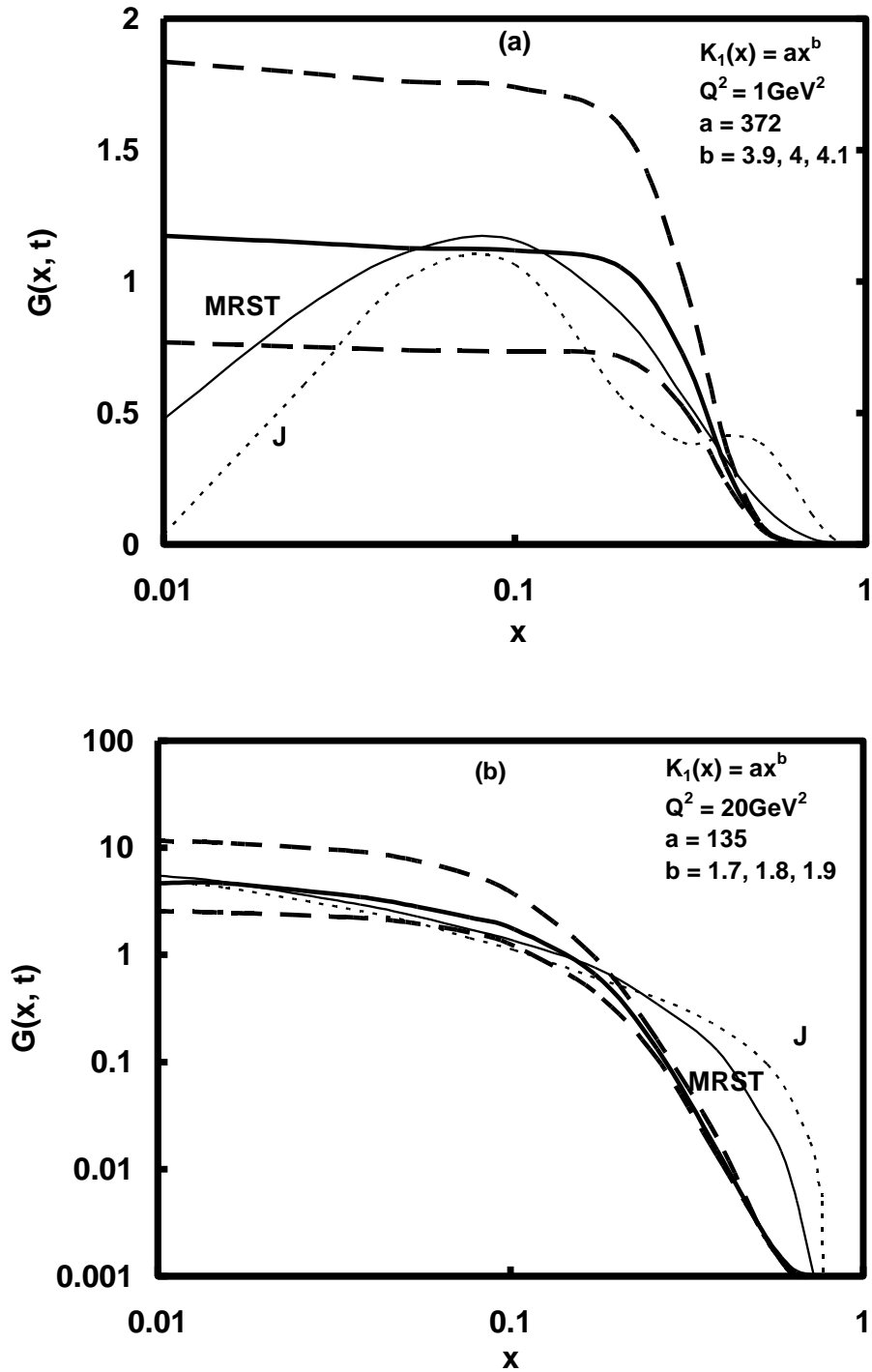
global parameterizations [7] for  $y$  minimum in the relation  $\beta = \alpha^y$ . In figure 2(a), we observe that agreement of the results with parameterization is found to be very poor for any values of ‘ $a$ ’ and ‘ $b$ ’ at low- $x$  and agreement is found to be good at high- $x$  at  $a = 372$  and  $b = 4$  (thick solid line). In figure 2(b), agreement of the results with parameterizations is found to be good at  $a = 135$  and  $b = 1.8$  (thick solid line) in  $\beta = \alpha^y$  relation. In the same figures we present the sensitivity of our results for different values of ‘ $a$ ’ at fixed value ‘ $b$ ’. Here we take  $b = 4$  in figure 2(a) and  $b = 1.8$  in figure 2(b). We observe that if value of ‘ $a$ ’ is increased or decreased, the curve goes upward or downward direction respectively. But the nature of the curves is similar. Here thin solid and dotted lines are MRST 2001 and MRST2001J [7] parameterizations.

In figure 3(a-b), we present the sensitivity of our results for different values of ‘ $b$ ’ at fixed value of ‘ $a$ ’. Here we take  $a = 372$  in figure 3(a) and  $a = 135$  in figure 3(b). We observe that, agreement of the results (thick solid lines) with parameterizations is good in figure 3(a) at  $b = 4$  and figure 3(b) at  $b = 1.8$ . If value of ‘ $b$ ’ is increased or decreased the curve goes downward or upward directions. But the nature of the curve is similar.

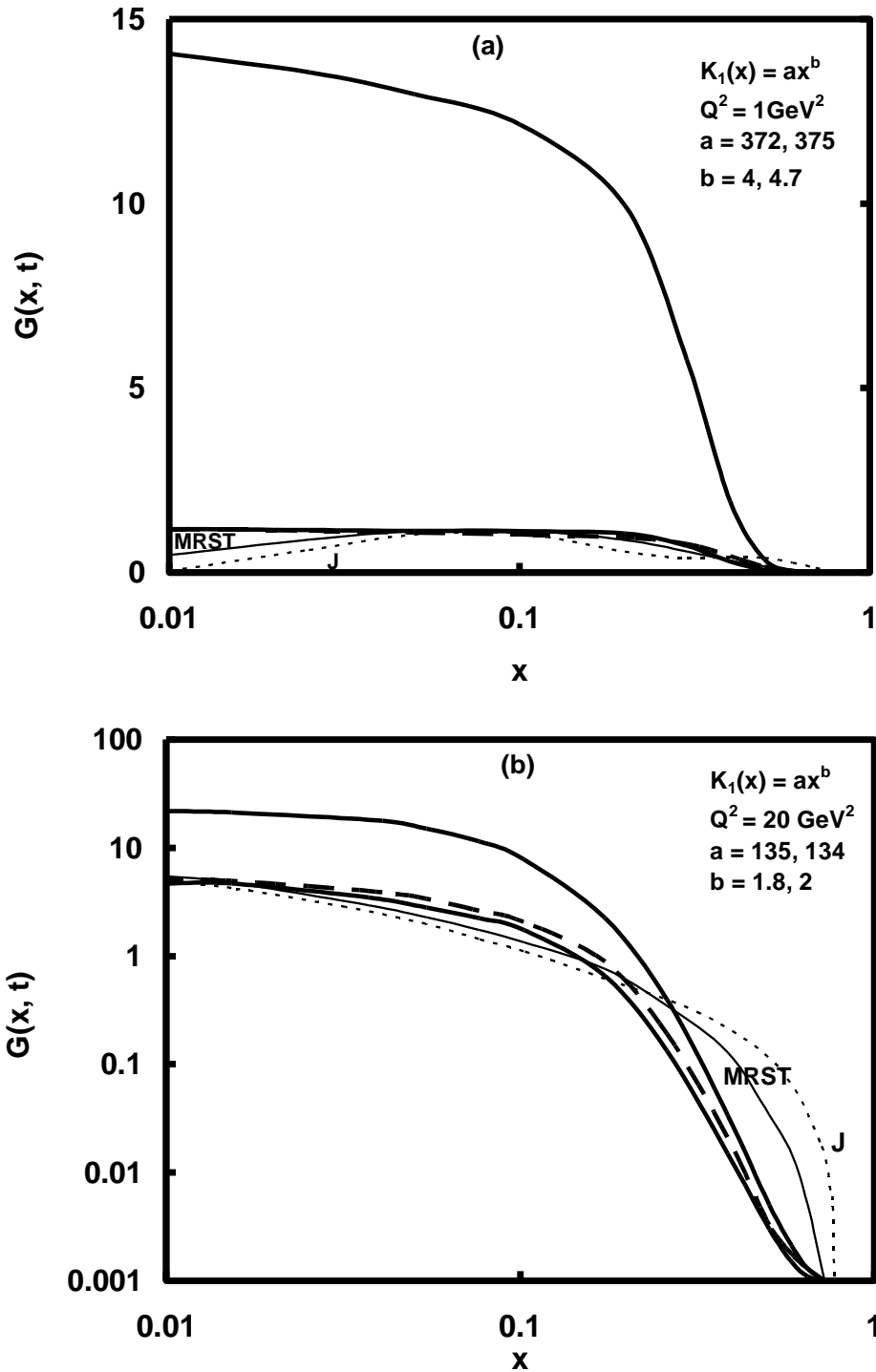
In figure 4(a-b), we present our results of  $x$ -evolution of gluon structure function  $G(x, t)$  for  $K_1(x) = ax^b$  for  $y$  minimum (lower thick solid lines) and maximum (upper thick solid lines) in relation  $\beta = \alpha^y$  at same parameter values  $a = 372$ ,  $b = 4$  in figure 4(a) and  $a = 135$ ,  $b = 1.8$  in figure 4(b) and for representative values of  $Q^2$  given in each figure, and compare them with recent global parameterizations [7]. We observe that result of  $x$ -evolution of gluon structure function for  $y$  maximum (long dashed lines) coincide with result of  $x$ -evolution of gluon structure function for  $y$  minimum (lower thick solid lines) when  $a = 375$ ,  $b = 4.7$  in figure 4(a) and  $a = 134$ ,  $b = 2$  in figure 4(b). That means if  $y$  varies from minimum to maximum, then value of parameter ‘ $a$ ’ varies from 372 to 375 and ‘ $b$ ’ varies from 4 to 4.7 in figure 4(a) and ‘ $a$ ’ varies from 135 to 134 and ‘ $b$ ’ varies from 1.8 to 2 in figure 4(b).

In figure 5(a-b), we present our results of  $x$ -distribution of gluon structure functions  $G(x, t)$  for  $K_1(x) = ce^{-dx}$ , where ‘ $c$ ’ and ‘ $d$ ’ are constants for representative values of  $Q^2$  given in each figure, and compare them with recent global parameterizations [7] for  $y$  minimum in the relation  $\beta = \alpha^y$ . In figure 5(a), we observe that agreement of the results with parameterization is found to be very poor for any values of ‘ $c$ ’ and ‘ $d$ ’ at low- $x$  and agreement is found to be good at high- $x$  at  $c = 300$  and  $d = -3.8$  (thick solid line). In figure 5(b) agreement of the results with parameterizations is found to be good at  $c = 5$  and  $d = -28$  (thick solid line). In the same figures, we present the sensitivity of our results for different values of ‘ $c$ ’ by thick dashed lines at fixed value ‘ $d$ ’. Here we take  $d = -3.8$  in figure 5(a) and  $d = -28$  in figure 5(b).

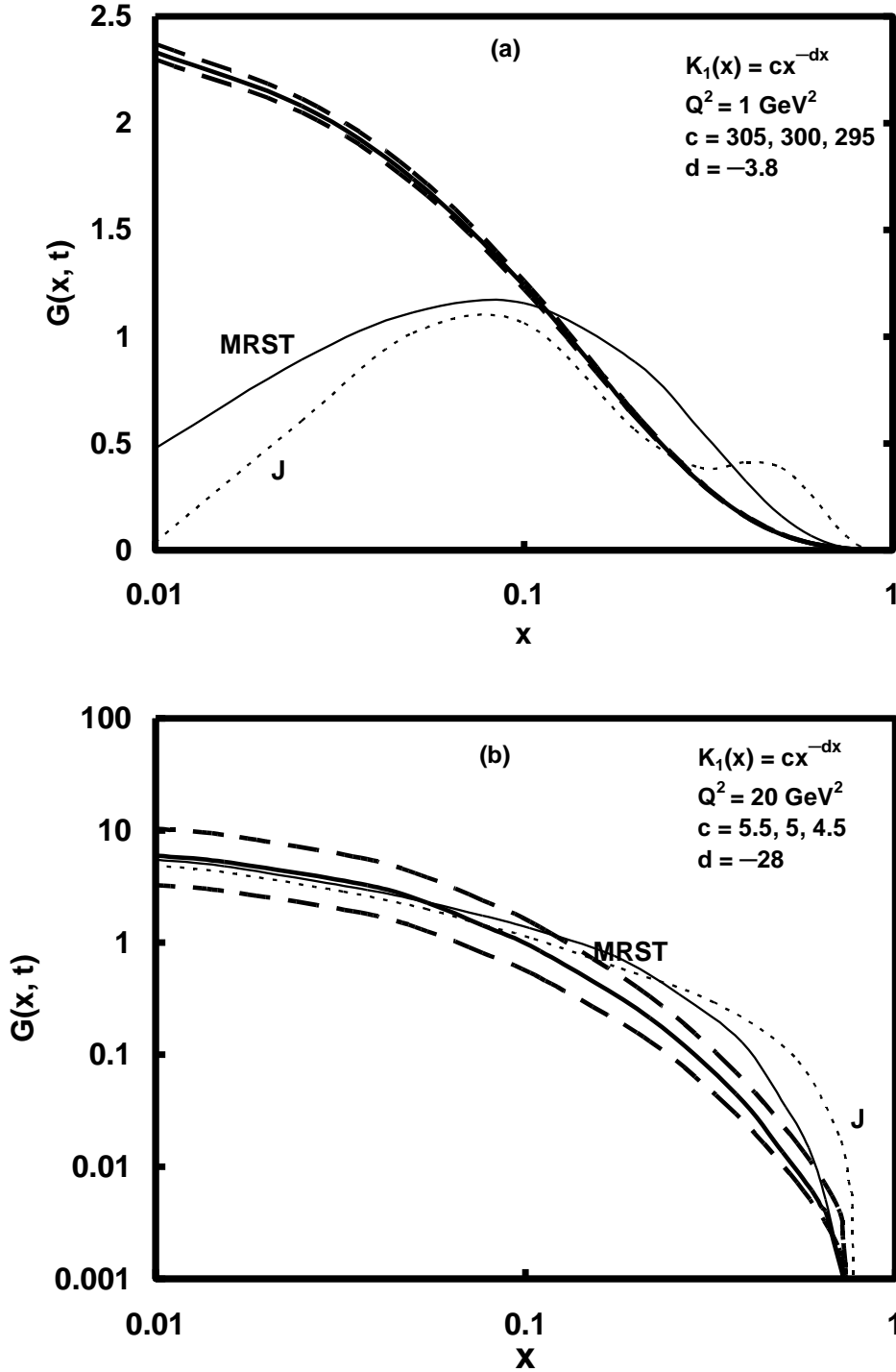
We observe that if value of 'c' is increased or decreased, the curve goes upward or downward directions respectively. But the nature of the curve is similar.



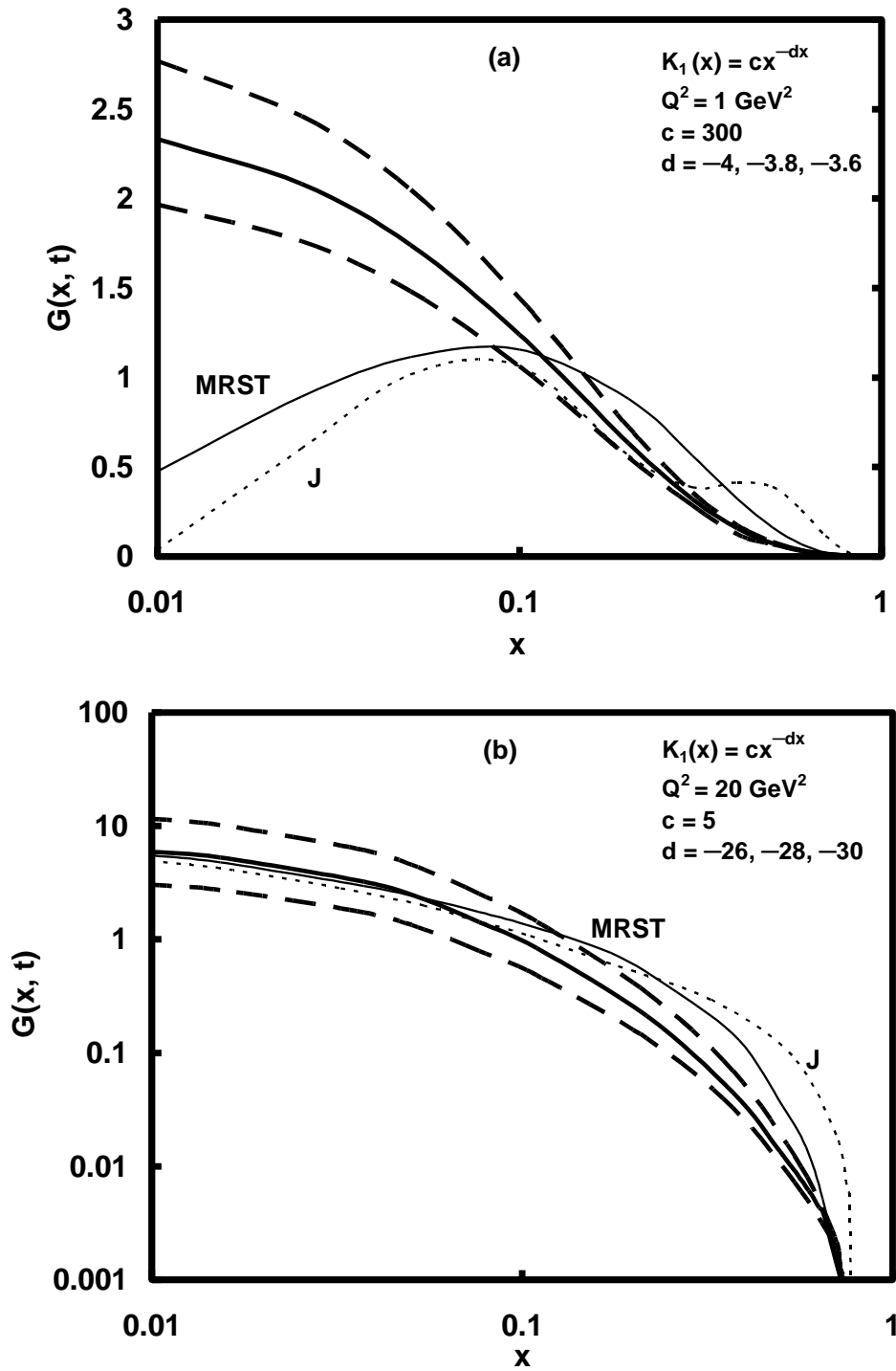
**Figure 3(a-b):** Sensitivity of our results for different values of 'b' at fixed value of 'a'. Here we take  $a = 372$  in figure 3(a) and  $a = 135$  in figure 3(b).



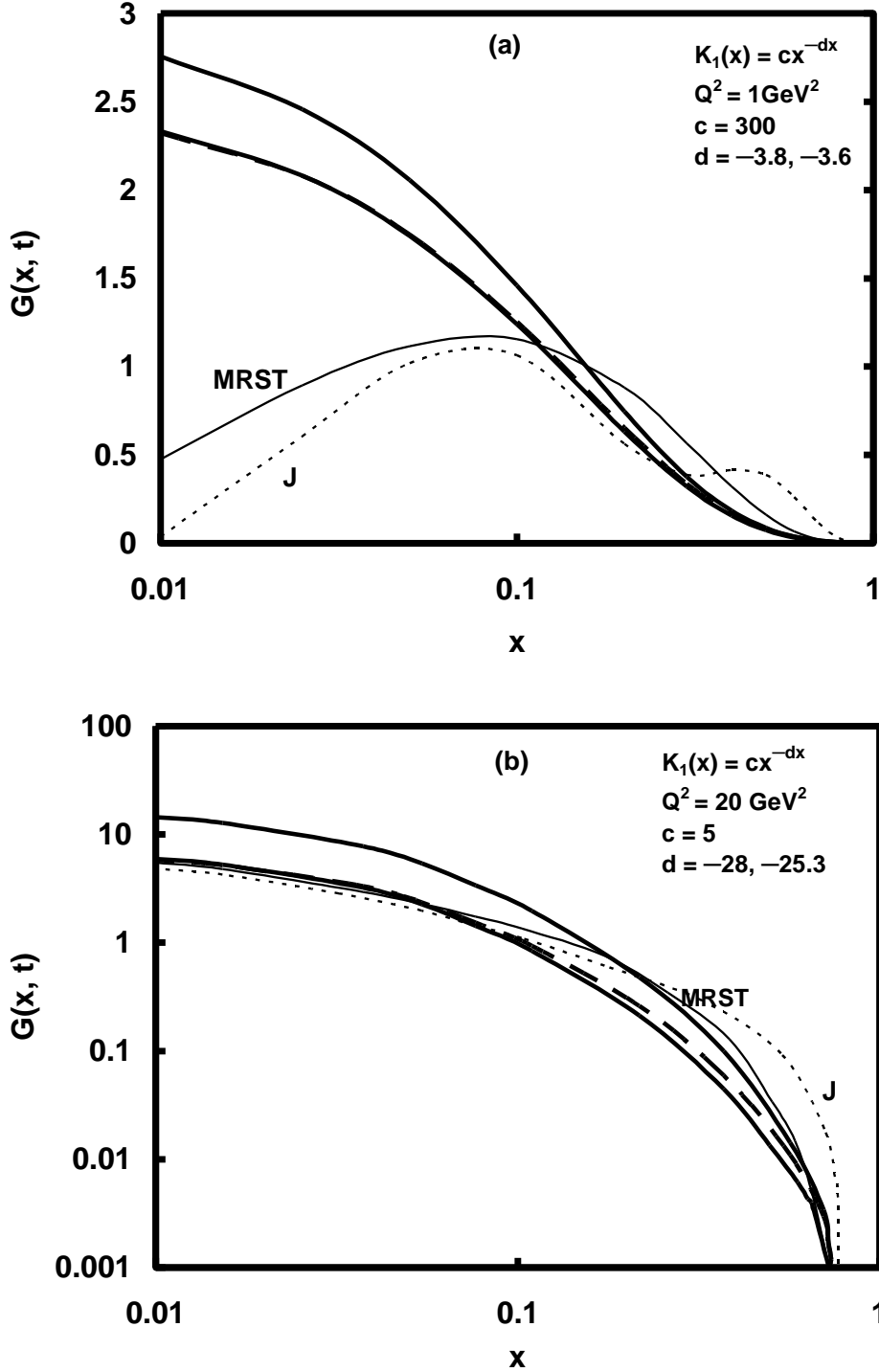
**Figure 4(a-b):** Results of  $x$ -evolution of gluon structure function  $G(x, t)$  for  $K_1(x) = ax^b$  for  $y$  minimum (lower thick solid lines) and maximum (upper thick solid lines) in relation  $\beta = \alpha^y$  at same parameter values  $a = 372, b = 4$  in figure 4(a) and  $a = 135, b = 1.8$  in figure 4(b) and for representative values of  $Q^2$  given in each figure, and compare them with recent global parameterizations. Result of  $x$ -evolution of gluon structure function for  $y$  maximum (long dashed lines) coincide with result of  $x$ -evolution of gluon structure function for  $y$  minimum (lower thick solid lines) when  $a = 375, b = 4.7$  in figure 4(a) and  $a = 134, b = 2$  in figure 4(b).



**Figure 5(a-b):** Results of  $x$ -distribution of gluon structure functions  $G(x, t)$  for  $K_1(x) = ce^{-dx}$ , where ‘ $c$ ’ and ‘ $d$ ’ are constants for representative values of  $Q^2$  given in each figure, and compare them with recent global parameterizations for  $y$  minimum in the relation  $\beta = \alpha^\gamma$ . In the same figures we present the sensitivity of our results for different values of ‘ $c$ ’ by thick dashed lines at fixed value ‘ $d$ ’. Here we take  $d = -3.8$  in figure 5(a) and  $d = -28$  in figure 5(b).



**Figure 6(a-b):** Sensitivity of our results for different values of 'd' at fixed value of 'c'. Here we take  $c = 300$  in figure 6(a) and  $c = 5$  in figure 6(b).



**Figure 7(a-b):** Results of  $x$ -evolution of gluon structure function  $G(x, t)$  for  $K_1(x) = ce^{-dx}$  for  $y$  minimum (lower thick solid lines) and maximum (upper thick solid lines) in the relation  $\beta = \alpha^y$  at same parameter values  $c = 300$ ,  $d = -3.8$  in figure 7(a) and  $c = 5$ ,  $d = -28$  in figure 7(b) and for representative values of  $Q^2$  given in each figure, and compare them with recent global parameterizations. Result of  $x$ -evolution of gluon structure function, for  $y$  maximum (long dashed lines) coincide with result of  $x$ -evolution of gluon structure function for  $y$  minimum (lower thick solid lines) when  $c = 300$ ,  $d = -3.6$  in figure 7(a) and  $c = 5$ ,  $d = -25.3$  in figure 7(b).

In figure 6(a-b), we present the sensitivity of our results for different values of ‘ $d$ ’ at fixed value of ‘ $c$ ’. Here we take  $c = 300$  in figure 6(a) and  $c = 5$  in figure 6(b). We observe that agreement of the results (thick solid lines) with parameterizations is good in figure 6(a) at  $d = -3.8$ , and 6(b) at  $d = -28$ . If value of ‘ $d$ ’ is increased or decreased, the curve goes downward or upward direction in figure 6(a) and if value of ‘ $d$ ’ is increased or decreased the curve goes upward or downward direction in figure 6(b) . But the nature of the curves is similar in both cases.

In figure 7(a-b), we present our results of  $x$ -evolution of gluon structure function  $G(x, t)$  for  $K_1(x) = ce^{-dx}$  for  $y$  minimum (lower thick solid lines) and maximum (upper thick solid lines) in the relation  $\beta = \alpha^y$  at same parameter values  $c = 300$ ,  $d = -3.8$  in figure 7(a) and  $c = 5$ ,  $d = -28$  in figure 7(b) and for representative values of  $Q^2$  given in each figure, and compare them with recent global parameterizations [7]. We observe that result of  $x$ -evolution of gluon structure function, for  $y$  maximum (long dashed lines) coincide with result of  $x$ -evolution of gluon structure function for  $y$  minimum (lower thick solid lines) when  $c = 300$ ,  $d = -3.6$  in figure 7(a) and  $c = 5$ ,  $d = -25.3$  in figure 7(b). That means if  $y$  varies from minimum to maximum, then value of parameter ‘ $d$ ’ varies from -3.8 to -3.6 in figure 7(a) and from -28 to -25.3 in figure 7(b). In these cases, value of parameter ‘ $c$ ’ remains constant. It is to be noted that agreement of the results with parameterization is found to be very poor for any constant value of  $K_1(x)$ . Therefore, we do not present our result of  $x$ -distribution at  $K_1(x) = \text{constant}$ . Moreover, in general, the agreement of our results with the parameterization at small- $x$  is poor for low- $Q^2$  value and excellent for high- $Q^2$  value which is quite expected.

From our above discussion, it has been observed that though we can derive a unique  $t$ -evolution for gluon structure function in LO, yet we can not establish a unique  $x$ -evolution for gluon structure function in LO.  $K_1(x)$ , the relation between singlet and gluon structure functions, may be in the forms of a constant, an exponential function of  $x$  or a power in  $x$  and they can equally produce required  $x$ -distribution of gluon structure functions. But unlike many parameter arbitrary input  $x$ -distribution functions generally used in the literature, our method requires only one or two such parameters. On the other hand, The explicit form of  $K_1(x)$  can actually be obtained only by solving coupled DGLAP evolution equations for singlet and gluon structure functions, and works are going on in this regard.

## References

- [1] R Rajkhowa and J K Sarma *Indian J. Phys.* **78A** 367 (2004).

- [2] R Rajkhowa and J K Sarma, Particular solution of DGLAP evolution equation in next-to-leading order and structure functions at low-x, *Indian J. Phys* (in press).
- [3] G Altarelli and G Parisi *Nucl. Phys B* **126** 298 (1977).
- [4] G Altarelli *Phy. Rep.* **81** 1 (1981).
- [5] V N Gribov and L N Lipatov *Sov. J. Nucl. Phys.* **20** 94 (1975).
- [6] Y L Dokshitzer *Sov. Phy. JETP* **46** 641 (1977).
- [7] A D Martin et. al. hep-ph / 0110215 (2001).
- [8] A D Martin et. al. *RAL-94-055* (1994).
- [9] L F Abbott, W B Atwood and R M Barnett *Phys. Rev.* **D22** 582 (1980).
- [10]. I S Gradshteyn and I M Ryzhik, *Tables of Integrals, Series and Products* Alen Jeffrey (ed) (New York: Academic) (1965).
- [11] F Ayres (Jr.) *Differential Equations* (Schaum's Outline Series) (New York: McGraw-Hill) (1952).
- [12] D K Choudhury and J K Sarma *Pramana-J. Phys.* **39** 273 (1992).
- [13] J K Sarma, D K Choudhury and G K Medhi *Phys. Lett.* **B403** 139 (1997).
- [14] J K Sarma and B Das *Phy. Lett* **B304** 323 (1993).
- [15] F H Miller *Partial Differential Equation* (New York: John and Willey) (1960).
- [16] F Halzen and A D Martin *Quarks and Leptons: An Introductory Course in Modern Particle Physics* (New York: John and Wiley) (1984).
- [17] P D B Collins, A D Martin and R H Dalitz *Hadron Interactions* (Bristol: Adam Hilger Ltd.) (1984).
- [18] B Badelek et. al. *Small-x physics* **DESY 91-124** October (1991).