

Polygons with Parallel Opposite Sides

Marcos Craizer, Ralph C.Teixeira and Moacyr A.H.B. da Silva

Abstract. In this paper we consider convex planar polygons with parallel opposite sides. This type of polygons can be regarded as discretizations of closed convex planar curves by taking tangent lines at samples with pairwise parallel tangents. For such polygons, we define discrete versions of the area evolute, central symmetry set, equidistants and area parallels and show that they behave quite similarly to their smooth counterparts.

Mathematics Subject Classification (2010). 53A15.

Keywords. discrete area evolute, discrete central symmetry set, discrete area parallels, discrete equidistants.

1. Introduction

In the emerging field of discrete differential geometry, one tries to define discrete counterparts of concepts from differential geometry that preserve most of the properties of the smooth case. The idea is to discretize not just the equations, but the whole theory ([1]). Besides being important in computer applications, good discrete models may shed light on some aspects of the theory that remain hidden in the smooth context. It is also a common belief that a good discrete counterpart of a differential geometry concept leads to efficient numerical algorithms for computing it.

There are several affine symmetry sets and evolutes associated with closed planar curves. In [3], we have considered convex equal area polygons, which can be regarded as discretizations of closed convex planar curves by uniform sampling with respect to affine arc-length. For this type of polygons, discrete notions of affine normal and curvature, affine evolute, parallels and affine distance symmetry set are quite natural.

In this paper we consider convex planar polygons with parallel opposite sides. This type of polygons can be regarded as discretizations of closed convex planar curves by taking tangent lines at samples with pairwise parallel tangents. For such polygons, we shall define discrete notions of the area

The first and second authors want to thank CNPq for financial support during the preparation of this manuscript.

evolute, central symmetry set, equidistants and area parallels and show that they behave quite similarly to the smooth case.

Given a closed convex planar smooth curve, the *area evolute* is defined as the locus of midpoints of chords with parallel tangents, while the *central symmetry set* is the envelope of chords with parallel tangents ([4],[7]). It is well-known that the Area Evolute and Central Symmetry Set have the following properties:

- For a point x inside the curve, consider chords with x as midpoint and denote by $N(x)$ the number of such chords. Then $N(x)$ changes by 2 when you traverse the Area Evolute ([4]).
- Both Area Evolute and Central Symmetry Set have an odd number of cusps, at least three, and the number of cusps of the Central Symmetry Set is at least the number of cusps of the Area Evolute ([5],[10]).
- Both Area Evolute and Central Symmetry Set reduce to a point if and only if the curve is symmetric with respect to a point ([8]).

For a convex polygon with parallel opposite sides, we call great diagonals the lines connecting opposite vertices and define the *area evolute* and *central symmetry set* as follows: the Central Symmetry Set is the polygonal line whose vertices are the intersection of great diagonals, while the Area Evolute is the polygonal line connecting midpoints of the same great diagonals. We also define the notion of cusps for these polygonal lines and then prove that all the above mentioned properties remain true.

An equidistant of a closed convex planar smooth curve is the locus of points that belong to a parallel tangents chord with a fixed ratio with respect to its extremities. The following property is well-known:

- The Central Symmetry Set is the locus of cusps of equidistants ([4]).

We are not aware of any work concerning the set of self-intersections of equidistants.

We define the equidistants of a convex polygon with parallel opposite sides as the polygon whose vertices are along the great diagonals with a fixed ratio with respect to the original vertices. We shall verify that, as in the smooth case, cusps of the equidistants coincide with the Central Symmetry Set. In this discrete setting, the locus of self-intersections of the equidistants is also an interesting set to consider. We call it the *equidistant symmetry set* and prove that the branches of the Equidistant Symmetry Set have cusps at the Central Symmetry Set and endpoints at cusps of the Central Symmetry Set or cusps of the Area Evolute.

For a smooth convex closed planar curve, an area parallel is the envelope of the chords that cut off a fixed area of the interior of the curve ([2],[9]). The following property is well-known:

- The locus of cusps of the area parallels is exactly the Area Evolute ([6], sec.2.7).

For a convex polygon with parallel opposite sides, the definition of area parallels can be carried out without changes and we obtain piecewise smooth

curves made of arcs of hyperbolas. Nevertheless, it seems easier to consider the polygons whose sides connect the endpoints of these arcs of hyperbolas, that we call *rectified area parallels*. We show that, as in the smooth case, cusps of the rectified area parallels belong to the area evolute.

Given a convex polygon \mathcal{P} with parallel opposite sides, we show the existence of a convex polygon \mathcal{Q} with parallel opposite sides whose Central Symmetry Set is exactly the Area Evolute of \mathcal{P} and whose sides are parallel to the great diagonals of \mathcal{P} . It is uniquely defined up to equidistants and we call it the *parallel-diagonal transform* of \mathcal{P} .

In the smooth case, the locus of self-intersections of the area parallels is called *affine area symmetry set* ([6], sec.2.7). For a convex polygon \mathcal{P} with parallel opposite sides, the locus of self-intersections of rectified area parallels will be called *rectified area symmetry set*. The Rectified Area Symmetry Set is difficult to understand in general, but we can describe it when the original polygon satisfies an *almost symmetry* hypothesis. A 1-diagonal of \mathcal{P} is a diagonal connecting vertices such that one is adjacent to the opposite of the other. The almost symmetry hypothesis states that for some μ_0 , the equidistant \mathcal{Q}_{μ_0} of \mathcal{Q} contains the Area Evolute of \mathcal{P} in its interior and the midpoints of the 1-diagonals are outside it. Under this hypothesis, the equidistants \mathcal{Q}_{μ} for $\mu \geq \mu_0$ coincide with the area parallels of \mathcal{P} and thus the Equidistant Symmetry Set of \mathcal{Q} coincides with the Rectified Area Symmetry Set of \mathcal{P} . We conclude that the branches of the Rectified Area Symmetry Set of \mathcal{P} have cusps at the Area Evolute of \mathcal{P} and endpoints at the cusps of the Area Evolute of \mathcal{P} or else at cusps of the area evolute \mathcal{N} of \mathcal{Q} . Observe also that, under the almost symmetry hypothesis, \mathcal{N} is exactly the rectified area parallel of level half of the total area of \mathcal{P} .

The paper is organized as follows: In section 2 we define the Area Evolute and Central Symmetry Set for convex polygons with parallel opposite sides and prove their basic properties. In section 3 we study the equidistants and the corresponding symmetry set. In section 4 we define and prove the existence of the parallel-diagonal transform. In section 5 we discuss the properties of the rectified area parallels.

We have used the free software GeoGebra ([11]) for all figures and many experiments during the preparation of the paper. Applets of some of these experiments are available at [12], and we refer to them in the text simply by Applets. We would like to thank the GeoGebra team for this excellent mathematical tool.

2. Basic notions

A closed planar polygon \mathcal{P} is called convex if it bounds a convex region and has not parallel adjacent sides. Let $\{P_1, \dots, P_n, P_{n+1}, \dots, P_{2n}\}$ denote the vertices of a convex planar $2n$ -gon \mathcal{P} . The polygon has parallel opposite sides if

$$(P_{i+n+1} - P_{i+n}) \parallel (P_{i+1} - P_i),$$

for any $1 \leq i \leq n$. Throughout the paper, indices will be taken modulo $2n$. We shall assume that the convex parallel opposite sides (CPOS) polygons \mathcal{P} are positively oriented, i.e.,

$$[P_{i+1} - P_i, P_{j+1} - P_j] > 0,$$

for any $1 \leq i < j \leq n$.

2.1. Area Evolute and Central Symmetry Set

Denote by d_i the great diagonal $P_i P_{i+n}$ and by $D(i + \frac{1}{2})$ the point of intersection of d_i and d_{i+1} . The *central symmetry set* of the polygon \mathcal{P} is the polygon whose vertices are $D(i + \frac{1}{2})$, $1 \leq i \leq n$.

Denote by $M_i = \frac{1}{2}(P_i + P_{i+n})$ the midpoints of the segments $P_i P_{i+n}$ and by $m(i + \frac{1}{2})$ the lines through M_i parallel to $P_i P_{i+1}$, which we shall call mid-parallel lines. The polygon whose vertices are M_i , $1 \leq i \leq n$, is called the *area evolute* of the polygon (see figure 1 and Applets).

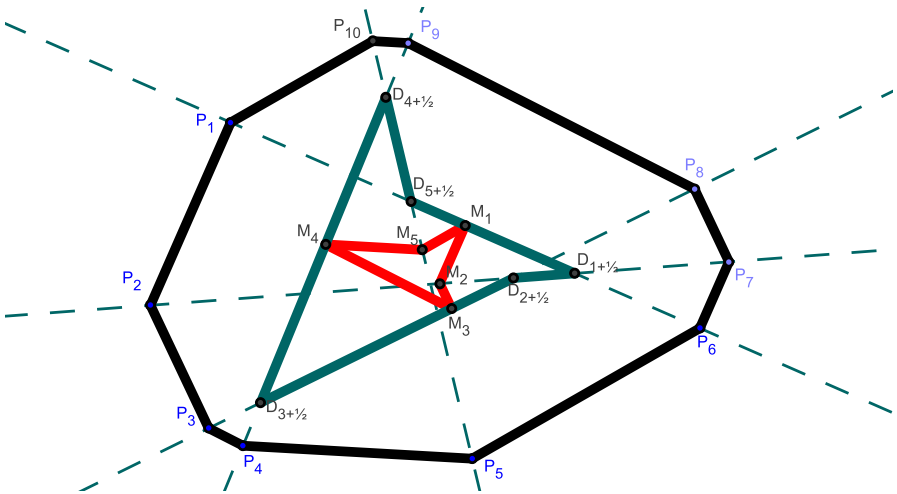


FIGURE 1. Great diagonals dashed. The area evolute has vertices M_i , while the central symmetry set has vertices $D_{i+1/2}$.

A CPOS polygon is called *symmetric* with respect to a point O if $P_{i+n} - O = O - P_i$, for any $1 \leq i \leq n$.

Proposition 2.1. *The central symmetry set of a CPOS polygon reduces to a point if and only if the polygon is symmetric. Similarly, the area evolute of a CPOS polygon reduces to a point if and only if the polygon is symmetric.*

Proof. It is clear that if the CPOS polygon is symmetric with respect to a point O , then the Area Evolute and the Central Symmetry Set reduce to this point. It is also clear that if the Area Evolute of a polygon reduces to a point O , then the polygon is symmetric with respect to O .

Assume now that the Central Symmetry Set \mathcal{P} reduces to a point O . Then necessarily

$$P_{i+n+1} - P_{i+n} = -\alpha(P_{i+1} - P_i),$$

for some $\alpha > 0$. But such a polygon can close only if $\alpha = 1$, and thus \mathcal{P} is symmetric. \square

2.2. The mid-point property

We shall denote by $e(i + \frac{1}{2})$ the edge whose endpoints are P_i and P_{i+1} . A pair of edges $e(i + \frac{1}{2})$ and $e(j + \frac{1}{2})$ determines a parallelogram $M(i + \frac{1}{2}, j + \frac{1}{2})$ consisting of the mid-points of pairs (y_1, y_2) , $y_1 \in e(i + \frac{1}{2})$ and $y_2 \in e(j + \frac{1}{2})$.

Denote by $N(x)$ the number of chords with midpoint x , identifying those chords whose endpoints belong to the same sides of the polygon.

Proposition 2.2. *$N(x)$ is locally constant except at the area evolute. When one traverses a segment of the area evolute, $N(x)$ increases or decreases by 2, depending on the orientation.*

Proof. Write $x = \frac{1}{2}(x_1 + x_2)$, where $x_1 \in e(i + \frac{1}{2})$ and $x_2 \in e(j + \frac{1}{2})$. We shall assume that x_1 and x_2 are not both endpoints of $e(i + \frac{1}{2})$ and $e(j + \frac{1}{2})$, or equivalently, x is not a vertex of $M(i + \frac{1}{2}, j + \frac{1}{2})$.

We must consider the following cases:

1. If x_1 and x_2 are both in the interior of $e(i + \frac{1}{2})$ and $e(j + \frac{1}{2})$, $j \neq i + n$, or equivalently, x is in interior of $M(i + \frac{1}{2}, j + \frac{1}{2})$, then for y in a neighborhood of x , we can find unique $y_1 \in e(i + \frac{1}{2})$ and $y_2 \in e(j + \frac{1}{2})$ such that $y = \frac{1}{2}(y_1 + y_2)$.
2. If $x_1 = P_i$ and $j \neq i + n$, $j \neq i + n - 1$, then again there exists a neighborhood U of x such that for $y \in U$ we can find unique $y_1 \in e(i - \frac{1}{2}) \cup e(i + \frac{1}{2})$ and $y_2 \in e(j + \frac{1}{2})$ such that $y = \frac{1}{2}(y_1 + y_2)$. In fact, for $y \in U \cap M(i - \frac{1}{2}, j + \frac{1}{2})$ we choose $y_1 \in e(i - \frac{1}{2})$ while for $y \in U \cap M(i + \frac{1}{2}, j + \frac{1}{2})$ we choose $y_1 \in e(i + \frac{1}{2})$.
3. Suppose that $x_1 = P_i$ and $x_2 \in e(i + n - \frac{1}{2})$ with $|e(i - \frac{1}{2})| > |e(i + n - \frac{1}{2})|$ (see figure 2). In this case x is also the midpoint of $x'_2 = P_{i+n-1}$ and some $x'_1 \in e(i - \frac{1}{2})$. Thus, for y in a neighborhood of x , we distinguish between $y \in M(i + \frac{1}{2}, i + n - \frac{1}{2})$ and $y \in M(i - \frac{1}{2}, i + n - \frac{3}{2})$. In the first case, y is the midpoint of $y_1 \in e(i + \frac{1}{2})$ and $y_2 \in e(i + n - \frac{1}{2})$. In the second case, y is the midpoint of $y_1 \in e(i - \frac{1}{2})$ and $y_2 \in e(i + n - \frac{3}{2})$.
4. It remains to analyze the case in which x is on the area evolute. Suppose that $x_2 = P_{i+n}$ and $x_1 \in e(i - \frac{1}{2})$ with $|e(i - \frac{1}{2})| > |e(i + n - \frac{1}{2})|$ (see figure 3). In this case x is also the midpoint of $x'_2 = P_{i+n-1}$ and some $x'_1 \in e(i - \frac{1}{2})$ and the parallelograms with x in the boundary are $M(i - \frac{1}{2}, i + n - \frac{3}{2})$ and $M(i - \frac{1}{2}, i + n + \frac{1}{2})$. Consider now y in a neighborhood of x . If y is closer to $e(i - \frac{1}{2})$ then y is the midpoint of some pair (y_1, y_2) , $y_1 \in e(i - \frac{1}{2})$ and $y_2 \in e(i + n + \frac{1}{2})$ and is also the midpoint of another pair (y'_1, y'_2) , $y'_1 \in e(i - \frac{1}{2})$ and $y'_2 \in e(i + n - \frac{3}{2})$. On the other hand, if y is closer to $e(i + n - \frac{1}{2})$, there are no pairs

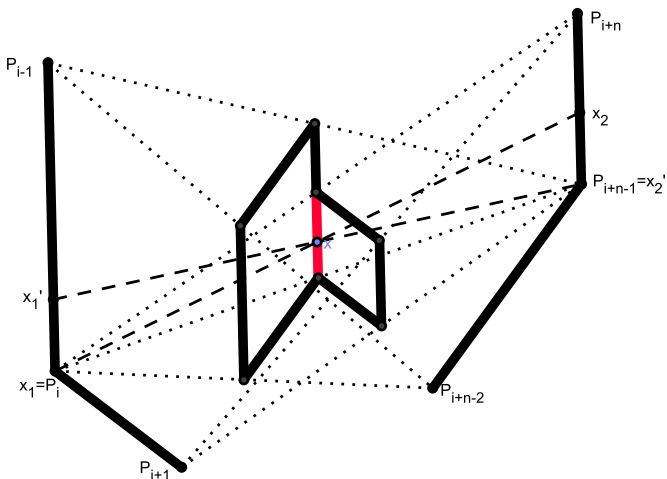


FIGURE 2. Case 3. x is in the segment intersection of both parallelograms.

(y_1, y_2) in the neighborhood of (x_1, x_2) or (x'_1, x'_2) with y as midpoint. We conclude that when we traverse a segment of the area evolute from the smaller to the bigger side, $N(x)$ is increased by 2.

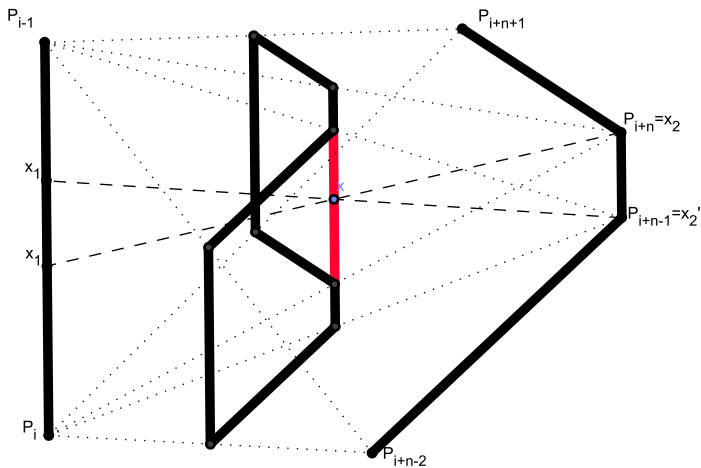


FIGURE 3. Case 4. A fold at the area evolute.

□

2.3. Cusps of the area evolute and central symmetry set

In this section, we make the simplifying assumption that $D(i - \frac{1}{2}) \neq D(i + \frac{1}{2})$, for every $1 \leq i \leq n$. Define $\lambda(i + \frac{1}{2})$, $1 \leq i \leq 2n$, by

$$D(i + \frac{1}{2}) = P_i + \lambda(i + \frac{1}{2})(P_{i+n} - P_i),$$

where $D(i + n + \frac{1}{2}) = D(i + \frac{1}{2})$. Observe that

$$e(i + n + \frac{1}{2}) = \frac{\lambda(i + \frac{1}{2}) - 1}{\lambda(i + \frac{1}{2})} e(i + \frac{1}{2}),$$

for any $1 \leq i \leq 2n$ and that $\lambda(i + n + \frac{1}{2}) = 1 - \lambda(i + \frac{1}{2})$.

We say that a vertex $D(i_0 + \frac{1}{2})$ of the Central Symmetry Set is a cusp if $\lambda(i_0 + \frac{1}{2})$ is a local extremum of the cyclic sequence $\lambda(i + \frac{1}{2})$. For the Area Evolute, we say that a vertex M_{i_0} is a cusp if $\lambda(i_0 - \frac{1}{2}) \cdot \lambda(i_0 + \frac{1}{2}) < 0$. The geometrical meaning of this definitions will be clear in next section.

Proposition 2.3. *The number of cusps of the Area Evolute is odd and ≥ 3 . The number of cusps of the Central Symmetry Set is odd and not smaller than the number of cusps of the Area Evolute.*

Proof. Since $\lambda(i + n + \frac{1}{2}) = 1 - \lambda(i + \frac{1}{2})$, there are an odd number of local extrema and zero crossings in the sequence $\lambda(i + \frac{1}{2})$, $1 \leq i \leq n$. Thus the numbers of cusps of the Central Symmetry Set and the Area Evolute are odd. Moreover, between two zero crossings there exists at least one local extremum. Thus the number of cusps of the Central Symmetry Set is bigger than or equal to the number of cusps of the Area Evolute.

Assume now by contradiction that the sequence $\lambda(i + \frac{1}{2})$, $1 \leq i \leq 2n$, has only one zero crossing. Then it would necessarily have n consecutive values bigger than $1/2$ followed by n consecutive values smaller than $1/2$. Thus the sides of the polygon would be of the form $w_1, \dots, w_n, -\alpha_1 w_1, \dots, -\alpha_n w_n$, with $\alpha_i > 1$, $1 \leq i \leq n$, and

$$\sum_{i=1}^n w_i = \sum_{i=1}^n \alpha_i w_i.$$

Taking the determinant product with w_1 we get

$$\sum_{i=2}^n [w_1, w_i] = \sum_{i=2}^n \alpha_i [w_1, w_i],$$

which is a contradiction since $[w_1, w_i] > 0$, for $2 \leq i \leq n$. □

2.4. Symmetric and non-symmetric CPOS equal-area polygons

A polygon is called equal-area if

$$[P_{i+1} - P_i, P_i - P_{i-1}] = [P_{j+1} - P_j, P_j - P_{j-1}]$$

for any i, j ([3]). It is easy to verify that any symmetric CPOS is equal-area, but, as we shall see below, the reciprocal is true only for even n .

For n odd, consider vectors w_1, w_2, \dots, w_n satisfying $[w_i, w_{i+1}] < 0$ and $\sum_{i=1}^n w_i = 0$. For $\alpha > 0$, consider a $2n$ -gon \mathcal{P} whose sides are $e_i = w_i$, $e_{n+i} =$

$-\alpha w_i$, for $1 \leq i \leq n$ odd, and $e_i = -\alpha w_i$, $e_{n+i} = w_i$, for $1 \leq i \leq n$ even. Then the polygon \mathcal{P} is CPOS and equal-area.

Proposition 2.4. *Any CPOS equal-area polygon is symmetric or obtained by the above construction.*

Proof. Let $e_1, e_2, \dots, e_n, -\alpha_1 e_1, \dots, -\alpha_n e_n$ denote the sides of an equal area polygon \mathcal{P} . Then

$$[e_1, e_2] = [e_2, e_3] = \dots = -\alpha_1 [e_n, e_1] = \alpha_1 \alpha_2 [e_1, e_2] = \dots = -\alpha_n [e_n, e_1].$$

Thus $\alpha_1 = \alpha_n$ and $\alpha_i \alpha_{i+1} = 1$. If $\alpha_i = 1$ for some i , then $\alpha_i = 1$ for any i and the polygon is symmetric. If $\alpha_i \neq 1$, then necessarily n is odd and $\alpha_{i+1} = \alpha_i^{-1}$. Thus the polygon is obtained by the above construction. \square

We shall refer to the above constructed polygons as non-symmetric equal-area CPOS polygons (see figure 4 and Applets).

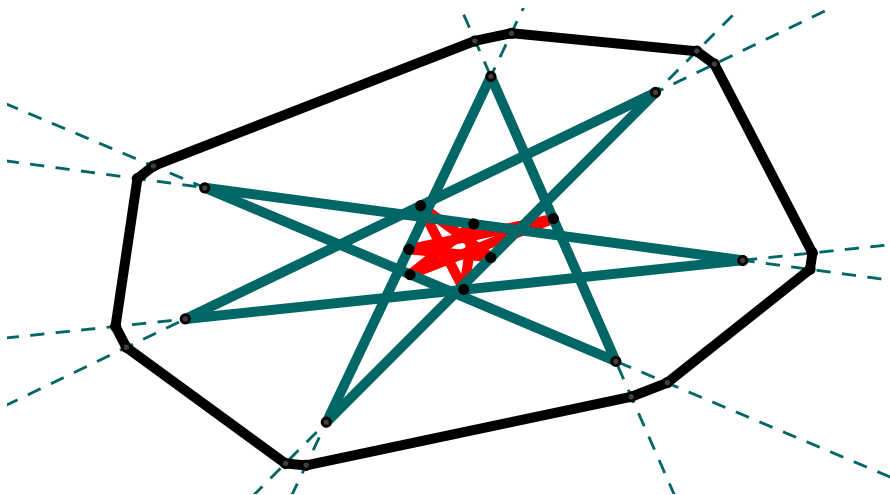


FIGURE 4. A CPOS 14-gon non-symmetric equal-area.

Proposition 2.5. *Consider a non-symmetric equal-area CPOS polygon \mathcal{P} . Then M_i is the midpoint of $D(i - \frac{1}{2})D(i + \frac{1}{2})$. As a consequence, the Area Evolute and the Central Symmetry Set have n cusps, i.e., all vertices are cusps.*

Proof. Write $P_{i+1} - P_i = -\alpha (P_{i+n+1} - P_{i+n})$ for some $\alpha > 0$. Then $P_{i+n} - P_{i+n-1} = -\alpha (P_i - P_{i-1})$. Taking $\lambda = \frac{\alpha-1}{2(1+\alpha)}$, straightforward calculations show that

$$D(i \pm \frac{1}{2}) = M_i \pm \lambda(P_{i+n} - P_i),$$

which proves that M_i is the mid-point of $D(i - \frac{1}{2})D(i + \frac{1}{2})$. From this, one easily concludes that each point of the Central Symmetry Set is a cusp. \square

3. Equidistants

An *equidistant* at level $\lambda \in \mathbb{R}$ is the polygon \mathcal{P}_λ whose vertices are

$$P_i(\lambda) = P_i + \lambda(P_{n+i} - P_i).$$

For $\lambda = \frac{1}{2}$, the equidistant is exactly the area evolute (see figure 5 and Applets). The edges of \mathcal{P}_λ are $e(i + \frac{1}{2})(\lambda) = P_{i+1}(\lambda) - P_i(\lambda)$. Observe that

$$e(i + \frac{1}{2})(\lambda) = (1 - \lambda)e(i + \frac{1}{2}) + \lambda e(i + n + \frac{1}{2}).$$

3.1. Cusps of the equidistants and the Central Symmetry Set

Denote $f_i(\lambda) = [e(i - \frac{1}{2})(\lambda), e(i + \frac{1}{2})(\lambda)]$. Observe that $f_i(0) > 0$ and f_i changes sign only when $e(i - \frac{1}{2})(\lambda)$ or $e(i + \frac{1}{2})(\lambda)$ vanishes. Thus $f_i(\lambda) < 0$ if and only if $e(i - \frac{1}{2})(\lambda)$ and $e(i + \frac{1}{2})(\lambda)$ are in the same half-plane determined by d_i . We say that a vertex $P_i(\lambda)$ is a *cusp* of the equidistant \mathcal{P}_λ if $f_i(\lambda) < 0$.

Proposition 3.1. *The set formed by the cusps of the λ -equidistants coincides with the Central Symmetry Set.*

Proof. We write

$$e(i \pm \frac{1}{2})(\lambda) = (1 - \lambda)e(i \pm \frac{1}{2}) + \lambda e(i + n \pm \frac{1}{2}).$$

Thus $f_i(\lambda)$ is a quadratic function that vanishes at $\lambda(i - \frac{1}{2})$ and $\lambda(i + \frac{1}{2})$ corresponding to the intersections of d_i with d_{i-1} and d_{i+1} , respectively. Thus $f_i(\lambda) < 0$ only for λ between $\lambda(i - \frac{1}{2})$ and $\lambda(i + \frac{1}{2})$, which correspond to points of the Central Symmetry Set. \square

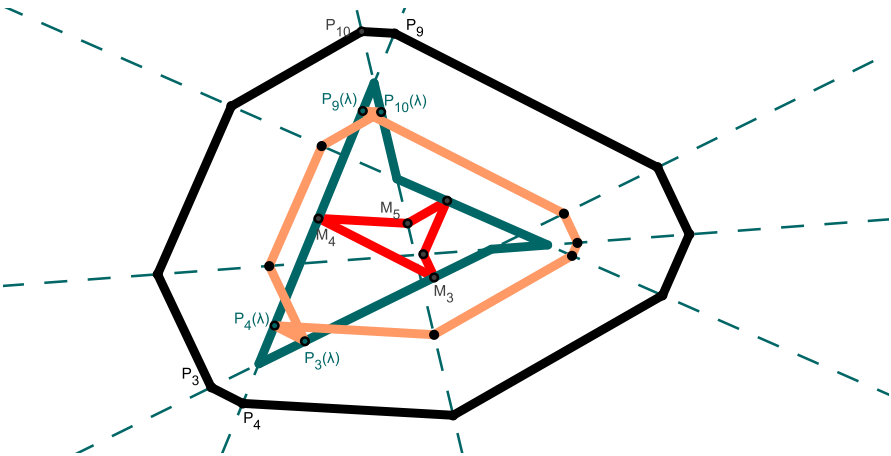


FIGURE 5. An equidistant with vertices $P_i(\lambda)$ with $\lambda = 0.2$. The labeled vertices $P_i(\lambda)$ are cusps for this equidistant. When $\lambda = 1/2$, note that M_1 , M_3 and M_4 , which are on the Central Symmetry Set, are cusps, but M_2 and M_5 are not.

3.2. Equidistant symmetry set

The self intersection of the equidistants form a set that we call *equidistant symmetry set* (see figure 6 and Applets).

Given non-parallel sides $e(i + \frac{1}{2})$, $e(j + \frac{1}{2})$, denote by $P(i + \frac{1}{2}, j + \frac{1}{2})$ the intersection of their support lines. Denote also by $l(i + \frac{1}{2}, j + \frac{1}{2})$ the line passing through $P(i + \frac{1}{2}, j + \frac{1}{2})$ and $P(i + n + \frac{1}{2}, j + n + \frac{1}{2})$. Observe that the support line of an edge of the Equidistant Symmetry Set associated with a pair of sides $(i + \frac{1}{2}, j + \frac{1}{2})$ is exactly $l(i + \frac{1}{2}, j + \frac{1}{2})$.

Consider two edges $(i - \frac{1}{2}, j + \frac{1}{2})$ and $(i + \frac{1}{2}, j + \frac{1}{2})$ of the Equidistant Symmetry Set with a common vertex $(i, j + \frac{1}{2})$. We say that the vertex is a *cuspl* if both edges are at the same side of d_i .

Lemma 3.2. *A vertex of the Equidistant Symmetry Set which is not an endpoint is a cuspl if and only if it belongs to the Central Symmetry Set.*

Proof. The support lines of $e(i - \frac{1}{2})(\lambda)$ and $e(i + \frac{1}{2})(\lambda)$ determine a planar region which does not contain any other support line of $e(j + \frac{1}{2})(\lambda)$, $j \neq i - 1, i$. We shall denote this region by $R_i(\lambda)$.

Consider a vertex $(i, j + \frac{1}{2})$ at level λ_0 . Assume the $P_i(\lambda_0)$ is at the Central Symmetry Set. Then the λ_0 -equidistant has a cuspl at this point. Observe that the support line of $e(j + \frac{1}{2})(\lambda)$ is not contained in $R_i(\lambda)$. Thus, for λ close to λ_0 , the edge $e(j + \frac{1}{2})(\lambda)$ intersects $e(i + \frac{1}{2})(\lambda)$ and $e(i - \frac{1}{2})(\lambda)$ only for $\lambda > \lambda_0$ or $\lambda < \lambda_0$. For definiteness, we shall assume that these intersections occur for $\lambda > \lambda_0$. Thus, for $\lambda > \lambda_0$ we have two different intersections of the equidistants and thus the Equidistant Symmetry Set will be on one side of d_i , which means a cuspl.

Conversely, if the vertex $(i, j + \frac{1}{2})$ is not on the Central Symmetry Set, then the λ_0 -equidistant have a regular point. For λ close to λ_0 , the edge $e(j + \frac{1}{2})(\lambda)$ intersects $e(i + \frac{1}{2})(\lambda)$ and $e(i - \frac{1}{2})(\lambda)$ once. Thus the corresponding edges of the Central Symmetry Set cross the line d_i , and thus is a regular point of the Equidistant Symmetry Set. \square

Proposition 3.3. *Every branch of the Equidistant Symmetry Set can be continued until it reaches a cuspl of the Central Symmetry Set or a cuspl of the Area Evolute (see figure 6).*

Proof. Consider an edge $e(i + \frac{1}{2}, j + \frac{1}{2})$ of the Equidistant Symmetry Set. This edge will end at the great diagonal d_i, d_{i+1}, d_j or d_{j+1} . For definiteness, assume it is d_{j+1} . Then we can continue the Equidistant Symmetry Set by the edge $e(i + \frac{1}{2}, j + 1 + \frac{1}{2})$. This is always possible except in two cases: (1) $|j + 1 - i| = 1$ and we are at a cuspl of the Central Symmetry Set or (2) $j + 1 = i + n$ and we are at a cuspl of the Area Evolute. \square

4. The parallel-diagonal transform

To a CPOS polygons \mathcal{P} , we can associate another CPOS polygon \mathcal{Q} whose vertices are at the mid-parallel lines and whose sides are parallel to the great

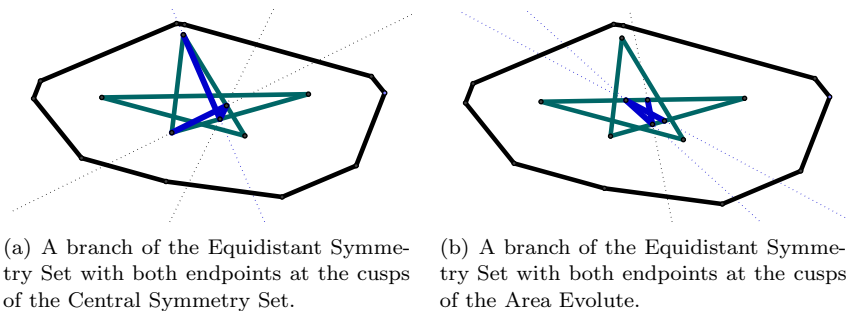


FIGURE 6. Branches of the Equidistant Symmetry Set.

diagonals of \mathcal{P} (see figure 7 and Applets). In this section we prove the existence of such a CPOS polygon \mathcal{Q} , called the *parallel-diagonal transform* of \mathcal{P} .

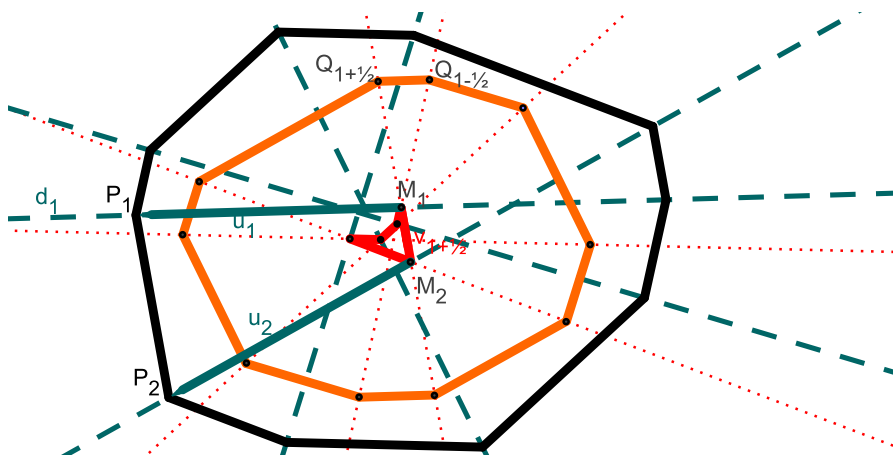


FIGURE 7. The parallel-diagonal transform.

Denote $v(i + \frac{1}{2}) = M_{i+1} - M_i$ and $u_i = P_i - M_i$, $1 \leq i \leq n$. Define also $v(i + n + \frac{1}{2}) = v(i + \frac{1}{2})$ and $u_{i+n} = -u_i$. Observe that

$$[v(i + \frac{1}{2}), u_i - u_{i+1}] = 0 \tag{4.1}$$

and

$$\sum_{k=1}^n v(k + \frac{1}{2}) = 0. \tag{4.2}$$

Lemma 4.1. Denote by A^1 and A^2 the areas of the regions of the polygon \mathcal{P} bounded by the great diagonal d_1 . Then

$$A^2 - A^1 = 2 \sum_{j=1}^n [v(j + \frac{1}{2}), u_j]$$

Proof. Observe that

$$2A(M_1 P_j P_{j+1}) = \left[\sum_{k=1}^{j-1} v(k + \frac{1}{2}) + u_j, \sum_{k=1}^j v(k + \frac{1}{2}) + u_{j+1} \right]$$

$$2A(M_1 P_{j+n} P_{j+n+1}) = \left[\sum_{k=1}^{j-1} v(k + \frac{1}{2}) - u_j, \sum_{k=1}^j v(k + \frac{1}{2}) - u_{j+1} \right]$$

and thus the difference between these areas is

$$\Delta A(j) = \left[\sum_{k=1}^j v(k + \frac{1}{2}), u_j \right] - \left[\sum_{k=1}^{j-1} v(k + \frac{1}{2}), u_{j+1} \right].$$

So $A^2 - A^1$ is given by

$$\sum_{j=1}^n \Delta A(j) = \sum_{k=1}^{n-1} \left[v(k + \frac{1}{2}), \sum_{j=k+1}^n u_j - u_{j+1} \right] + \sum_{j=1}^n [v(j + \frac{1}{2}), u_j]$$

$$= \sum_{k=1}^{n-1} [v(k + \frac{1}{2}), u_{k+1} + u_1] + \sum_{j=1}^n [v(j + \frac{1}{2}), u_j] = 2 \sum_{j=1}^n [v(j + \frac{1}{2}), u_j],$$

where we have used (4.1) and (4.2). \square

Denote by $N(i + \frac{1}{2})$ the point of the mid-parallel $m(i + \frac{1}{2})$ satisfying

$$[N(i + \frac{1}{2}) - M_i, P_{i+n} - P_i] = \frac{1}{2} (A_i^2 - A_i^1),$$

where A_i^1 and A_i^2 denote the areas of the regions of the polygon \mathcal{P} bounded by the great diagonal d_i . Denote by \mathcal{N} the polygon with vertices $N(i + \frac{1}{2})$.

Proposition 4.2. Given a CPOS polygon \mathcal{P} , we can associate a CPOS polygon \mathcal{Q} with vertices at the mid-parallel lines and sides parallel to the great diagonals of \mathcal{P} . The Area Evolute of \mathcal{Q} is exactly \mathcal{N} .

Proof. Start with a point

$$Q(1 - \frac{1}{2}) = M_n + \mu v(1 - \frac{1}{2}) \in m(1 - \frac{1}{2})$$

and then follow the parallel to the great diagonal d_1 until it reaches the line $m(1 + \frac{1}{2})$ at $Q(1 + \frac{1}{2})$. Then take the parallel to d_2 until intersect the line $m(2 + \frac{1}{2})$ at $Q(2 + \frac{1}{2})$. Follow this algorithm and stop after $2n$ steps, when the polygon reaches the line $m(1 - \frac{1}{2})$ at $Q(2n + \frac{1}{2})$. We must prove that $Q(2n + \frac{1}{2}) = Q(1 - \frac{1}{2})$.

Define $\mu(i + \frac{1}{2})$, $1 \leq i \leq 2n$, by the relation

$$Q(i + \frac{1}{2}) = M_i + \mu(i + \frac{1}{2})v(i + \frac{1}{2}).$$

We must then prove that $\mu(2n + \frac{1}{2}) = \mu(1 - \frac{1}{2})$, where $\mu(1 - \frac{1}{2}) = \mu$. Denoting $q_i = Q(i + \frac{1}{2}) - Q(i - \frac{1}{2})$, $1 \leq i \leq 2n$, we have

$$q_i = (1 - \mu(i - \frac{1}{2}))v(i - \frac{1}{2}) + \mu(i + \frac{1}{2})v(i + \frac{1}{2}).$$

Since q_i must be parallel to u_i we obtain

$$\mu(i + \frac{1}{2})[v(i + \frac{1}{2}), u_i] + (1 - \mu(i - \frac{1}{2})) [v(i - \frac{1}{2}), u_i] = 0. \quad (4.3)$$

Denoting $\beta(i + \frac{1}{2}) = \mu(i + \frac{1}{2}) - \mu(i + n + \frac{1}{2})$, we get

$$\beta(i + \frac{1}{2})[v(i + \frac{1}{2}), u_i] = \beta(i - \frac{1}{2})[v(i - \frac{1}{2}), u_{i-1}],$$

where we have used (4.1). We conclude that $\beta(1 - \frac{1}{2}) = -\beta(n + \frac{1}{2})$, thus proving that $\mu(2n + \frac{1}{2}) = \mu(1 - \frac{1}{2})$.

Now let

$$\tilde{N}(i + \frac{1}{2}) = \frac{1}{2} \left(Q(i + \frac{1}{2}) + Q(i + n + \frac{1}{2}) \right) = M_i + \frac{1}{2}\gamma(i + \frac{1}{2})v(i + \frac{1}{2}),$$

where $\gamma(i + \frac{1}{2}) = \mu(i + \frac{1}{2}) + \mu(i + n + \frac{1}{2})$ denote the vertices of the Area Evolute of \mathcal{Q} . We have

$$\left[\tilde{N}(i + \frac{1}{2}) - M_i, P_{i+n} - P_i \right] = \gamma(i + \frac{1}{2})[v(i + \frac{1}{2}), u_i].$$

We claim that $\tilde{N}(i + \frac{1}{2}) = N(i + \frac{1}{2})$, for any $0 \leq i \leq n - 1$. The proof of this claim will now be given for $i = 0$, the other cases being similar. It follows from (4.3) that

$$\gamma(i + \frac{1}{2})[v(i + \frac{1}{2}), u_i] = \gamma(i - \frac{1}{2})[v(i - \frac{1}{2}), u_i] + 2[v(i - \frac{1}{2}), u_i].$$

Summing from $i = 1$ to $i = n$ we obtain

$$\gamma(\frac{1}{2})[v(\frac{1}{2}), u_1] = \sum_{j=1}^n [v(j + \frac{1}{2}), u_j] = \frac{1}{2} (A^2 - A^1),$$

where the last equality follows from lemma 4.1. Thus the claim is proved.

It remains to show that we can choose μ such that \mathcal{Q} is convex. Take μ sufficiently large such that the corresponding \mathcal{Q} contains the Area Evolute of \mathcal{P} in its interior. For such μ , one easily verify that \mathcal{Q} has no self-intersections. Since its sides are parallel to u_i , $1 \leq i \leq n$, which are cyclically ordered, we conclude that \mathcal{Q} is convex. \square

Corollary 4.3. *Suppose that the line $P_i N(i + \frac{1}{2})$ intersects the line $P_{n+i} P_{n+i+1}$ at a point P'_i at the segment $P_{n+i} P_{n+i+1}$. Then $N(i + \frac{1}{2})$ is the mid-point of the chord $P_i P'_i$ which divides the polygon \mathcal{P} in two regions of equal areas.*

5. Rectified area parallels

Consider a simple closed curve γ that bounds a convex region. For x inside γ , there may exist more than one chord c with x as midpoint. Each chord c divide the interior of γ in two regions, and we shall denote by $A(x, c)$ the smallest area among these regions. For any $0 \leq \lambda \leq \frac{A(\gamma)}{2}$, the area parallel of level λ is the set of points x for which there exists c with x as midpoint and $A(x, c) = \lambda$. Equivalently, the area parallel of level λ is the envelope of chords that cut off an area λ from the interior of γ .

5.1. Area parallels of a CPOS polygon

For each pair of edges $e(i + \frac{1}{2})$ and $e(j + \frac{1}{2})$, denote by $M(i + \frac{1}{2}, j + \frac{1}{2})$ the parallelogram consisting of the mid-points of the edges, as in section 2.2. The area parallels of the wedge bounded by the support lines of $e(i + \frac{1}{2})$ and $e(j + \frac{1}{2})$ are hyperbolas, and by intersecting any of these hyperbolas with $M(i + \frac{1}{2}, j + \frac{1}{2})$ we obtain an arc of hyperbola $H(i + \frac{1}{2}, j + \frac{1}{2}, \lambda)$ that is part of the area parallel of level λ of \mathcal{P} .

An area parallel $H(i + \frac{1}{2}, j + \frac{1}{2}, \lambda)$ necessarily intersects the boundary of the parallelogram $M(i + \frac{1}{2}, j + \frac{1}{2})$ at two points. Next lemma describes the line segments $L(\lambda) = L(i + \frac{1}{2}, j + \frac{1}{2}, \lambda)$ connecting these two points.

Let A, B, C, D and E denote the midpoints of $P_{i+1}P_j, P_iP_j, P_{i+1}P_{j+1}, P_iP_{j+1}$ and P_iP_{i+1} , respectively. Assuming that the area parallel through B intersects the segment AC , denote by F this intersection. Then the area parallel through C intersects BD at a point G (see figure 8).

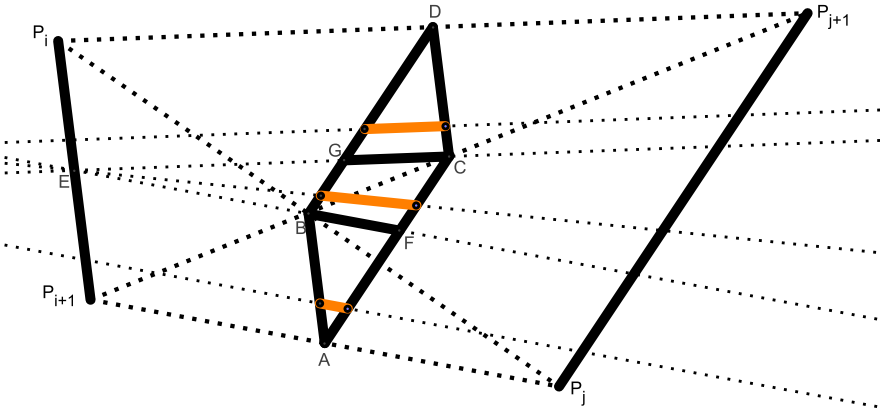


FIGURE 8. Area parallels inside a parallelogram.

Lemma 5.1. *If the segment $L(\lambda)$ passes through BG , then its support line passes through E . If $L(\lambda)$ passes through GD , then it is parallel to P_iP_{j+1} . If $L(\lambda)$ passes through AB , then it is parallel to $P_{i+1}P_j$.*

Proof. We may assume that the segment $P_i P_{i+1}$ is contained in the y -axis and the segment $P_j P_{j+1}$ is contained in the x -axis. In this case the area at a point (x, y) is xy . Then straightforward calculations prove the lemma. \square

5.2. Rectified area parallels and its cusps

We shall call *rectified area parallel* of level λ the union of all segments $L(i + \frac{1}{2}, j + \frac{1}{2}, \lambda)$. Thus the rectified area parallels are closed polygons (see figure 9 and Applets).

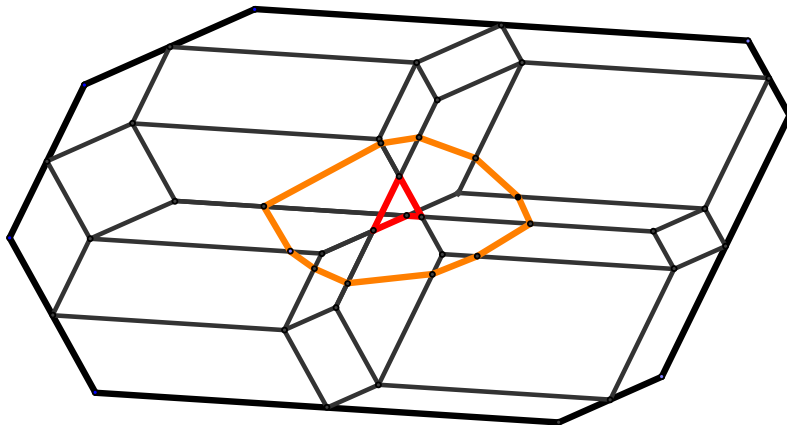


FIGURE 9. A rectified area parallel of a parallel opposite sides octagon.

A rectified area parallel has its vertices at the boundaries of the parallelograms $M(i - \frac{1}{2}, j - \frac{1}{2})$. Consider a vertex x at the boundary $(i - \frac{1}{2}, j)$. The rectified area parallel passing through x at the parallelogram $M(i - \frac{1}{2}, j + \frac{1}{2})$ will continue the initial polygonal line unless, $j = i - 1 + n$, i.e., $e(i - \frac{1}{2})$ is parallel to $e(j + \frac{1}{2})$. In the latter case, the continuation of the rectified area parallel may occur at the same side of $m(i - \frac{1}{2})$ or on the other side. We call x a cusp when the continuation of the area parallel occurs at the same side of $m(i - \frac{1}{2})$. We have the following proposition:

Proposition 5.2. *A vertex of a rectified area parallel is a cusp if and only if it belongs to the area evolute.*

Proof. There are two cases to consider: if x is not in the area evolute, then the rectified area parallel will continue in the parallelogram $M(i + \frac{1}{2}, i + n - \frac{1}{2})$ and thus x is not a cusp (see figure 2). If x is in the area evolute, the rectified area parallel will continue in the parallelogram $M(i - \frac{1}{2}, i + n + \frac{1}{2})$ (see figure 3). Close to x , the area parallel is contained in the same side of $m(i - \frac{1}{2})$ and thus x is a cusp point. \square

5.3. Rectified area symmetry set

The *rectified area symmetry set* is the locus of self-intersections of the rectified area parallels. It is not easy to describe this set for a general CPOS polygon, so we shall make a simplifying assumption. Denote by \mathcal{Q}_μ the family of equidistants of the parallel-diagonal transform \mathcal{Q} of \mathcal{P} . We say that \mathcal{P} is *almost symmetric* if there exists μ_0 such that \mathcal{Q}_{μ_0} contains the Area Evolute in its interior and every mid-point of 1-diagonals are outside it (see figure 10).

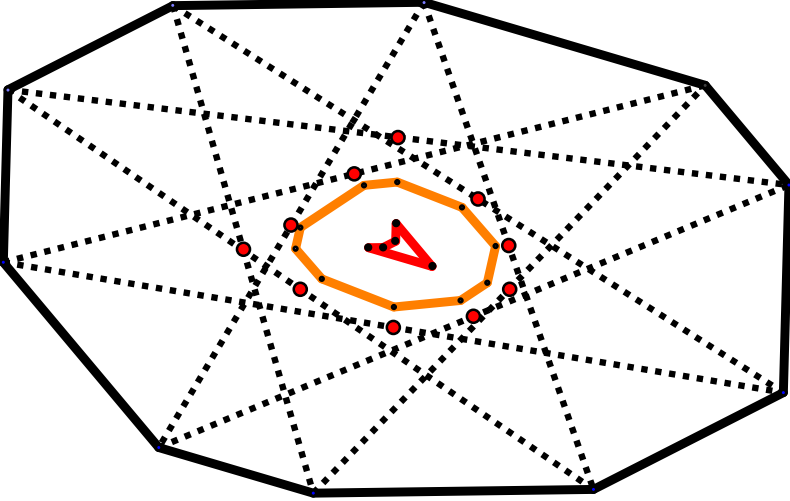


FIGURE 10. Area evolute, an equidistant of \mathcal{Q} and the 10 midpoints of 1-diagonals (circles). The polygon \mathcal{P} is almost symmetric.

Under the almost symmetry hypothesis, the polygons \mathcal{Q}_μ , $\mu \geq \mu_0$, are rectified area parallels of \mathcal{P} . In fact, it follows from 5.1 that each edge of a rectified area parallel is parallel to the corresponding great diagonal. In particular, using corollary 4.3, we have that the rectified area parallel of level $\frac{A(\mathcal{P})}{2}$ is exactly the Area Evolute of \mathcal{Q} .

Proposition 5.3. *Under the almost symmetry hypothesis, the Rectified Area Symmetry Set of \mathcal{P} coincides with the Equidistant Symmetry Set of \mathcal{Q} .*

Proof. We first observe that, as a consequence of proposition 5.2, if a rectified area parallel contains the Area Evolute in its interior, then it has no self-intersections. Thus, by the almost symmetry hypothesis, the self-intersections of rectified area parallels occur only for those levels corresponding to \mathcal{Q}_μ , $\mu \geq \mu_0$. We conclude that the Rectified Area Symmetry Set of \mathcal{P} coincides with the Equidistant Symmetry Set of \mathcal{Q} . \square

References

- [1] A.I.Bobenko and Y.B.Suris, Discrete Differential Geometry. Graduate Studies in Mathematics, v.98, AMS (2008).
- [2] M. Craizer, R.C.Teixeira and M.A.H.B.da Silva, Area Distances of Convex Plane Curves and Improper Affine Spheres, SIAM Journal on Mathematical Imaging, 1(3), p.209-227, 2008.
- [3] M. Craizer, R.C.Teixeira and M.A.H.B.da Silva, Affine properties of convex equal-area polygons. Discrete and Computational Geometry, 48(3), 580-595, (2012).
- [4] P.J.Giblin, Affinely invariant symmetry sets. Geometry and Topology of Caustics, Banach Center Publications, vol.82 (2008), p.71-84.
- [5] P.J.Giblin and P.Holtom. The Centre Symmetry Set. Banach Center Publications, vol.50 (1999), p.91-105.
- [6] P.A.Holtom, Affine-Invariant Symmetry Sets, PH.D. thesis, University of Liverpool, 2001.
- [7] S.Janeczko, Bifurcations of the center of symmetry. Geometriae Dedicata 60, 9-16, (1996).
- [8] M.Meyer and S.Reisner, A Geometric Property of the Boundary of Symmetric Convex Bodies and Convexity of Flotation Surfaces. Geometriae Dedicata 37 (1991) 327-337.
- [9] M.Niethammer, S.Betelu, G.Sapiro, A.Tannenbaum, P.J.Giblin, Area-based Medial Axis of Planar Curves. Int. J. Computer Vision 60 (2004), 203-224.
- [10] W.Domitrz and P.M.Rios, Singularities of equidistants and global symmetry sets of Lagrangian submanifolds, arXiv: 1007.1939.
- [11] <http://www.geogebra.org/cms>.
- [12] Personal home page of the second author <http://www.professores.uff.br/ralph>.

Marcos Craizer
Departamento de Matemática- PUC-Rio
Rio de Janeiro
Brazil
e-mail: craizer@puc-rio.br

Ralph C.Teixeira
Departamento de Matemática Aplicada- UFF
Niterói
Brazil
e-mail: ralph@mat.uff.br

Moacyr A.H.B. da Silva
Centro de Matemática Aplicada- FGV
Rio de Janeiro
Brazil
e-mail: moacyr@fgv.br