

Double binding energy differences: Mean-field or pairing effect?

Chong Qi*

*Royal Institute of Technology (KTH), Alba Nova University Center, SE-10691
Stockholm, Sweden*

Abstract

In this paper we present a systematic analysis on the average interaction between the last protons and neutrons in atomic nuclei, which can be extracted from the double differences of nuclear binding energies. The empirical average proton-neutron interaction V_{pn} thus derived from experimental data can be described in a very simple form as the interplay of the nuclear mean field and the pairing interaction. It is found that the smooth behavior as well as the local fluctuations of the V_{pn} in even-even nuclei with $N \neq Z$ are dominated by the contribution from the proton-neutron monopole interactions. A strong additional contribution from the isoscalar monopole interaction and isovector proton-neutron pairing interaction is seen in the V_{pn} for even-even $N = Z$ nuclei and for the adjacent odd- A nuclei with one neutron or proton being subtracted.

Keywords: Double binding energy differences, proton-neutron interaction, monopole, isovector pairing

The binding energies of atomic nuclei reflect the interactions of its two constituents, protons and neutrons. Differences of binding energies give nuclear separation energies which can be used to isolate specific correlations. The zigzag behavior of one-body separation energies has long been well known. It provides clues to the pairing correlation between like nucleons [1, 2]. In past decades, the structure of nuclei has been understood to a large extent within a mean-field (single-particle potential in the Hartree-Fock or

*Corresponding author.

E-mail address: chongq@kth.se (Chong Qi)

particle-hole channel) plus pairing approach. Modern nuclear structure model calculations within this framework can reproduce the binding energies of nuclei over the whole nuclear chart with a high precision [3, 4, 5].

The correlation between the proton and the neutron has been expected to play a key role in the development of collective correlation [6, 7] and in the evolution of the shell structure [8, 9]. The (phenomenological) average interaction between the last protons and the last neutrons in even-even nuclei can be extracted from the double difference of binding energies as [10]

$$V_{pn}(Z, N) = \frac{1}{4} [B(Z, N) + B(Z - 2, N - 2) - B(Z - 2, N) - B(Z, N - 2)], \quad (1)$$

where $B(Z, N)$ is the (positive) binding energy of a nucleus with Z protons and N neutrons. The factor $1/4$ takes into account the fact that four additional pairs are formed by the last two protons and neutrons.

Recently, the proton-neutron interaction has attracted renewed interest, which may reveal additional nuclear structure effects [11, 12, 13, 14, 15, 16] and shed light on the possible existence of novel pairing correlation modes [17, 18, 19, 20, 21]. Stoitsov *et al.* showed that the global properties of V_{pn} can be reproduced by Hartree-Fock-Bogoliubov (HFB) calculations with the Skyrme functional plus a density-dependent δ pairing interaction [14]. A detailed calculation was also done in Ref. [22] where the effects of the deformation and collective fluctuation on V_{pn} were analyzed. It would be interesting to understand the microscopic mechanism behind the success of these calculations and to explore the extent to which the empirical V_{pn} can be incorporated into nuclear models where only proton-proton and neutron-neutron pairing correlations are explicitly taken into account. In this work I make an attempt in this direction by separating the contributions from the pairing and the mean field upon V_{pn} in a simple way. But perhaps even more appealing is to explore the local fluctuations of V_{pn} around the average values which large-scale HFB calculations fail to explain [14]. These fluctuations may carry further nuclear structure information and serve as a constraint in future developments of nuclear structure models.

The V_{pn} extracted from experimental nuclear binding energies [23] (taken as positive values) are plotted in Fig. 1. It can be seen that V_{pn} evolve rather smoothly as a function of mass number A . In fact, this average behavior of V_{pn} also probes the symmetry energy term (i.e., the isospin-dependence of the binding energy) in the macroscopic mass formula [24]. The overall trend

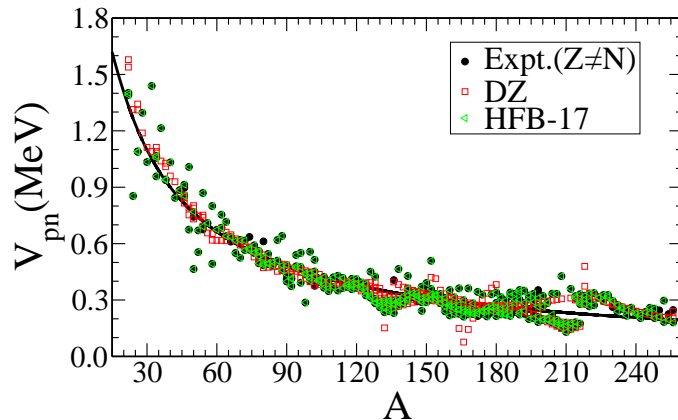


Figure 1: (color online). Empirical proton-neutron interactions in even-even nuclei extracted from experimental nuclear masses [23] as a function of the mass number A . Open symbols correspond to calculations with the DZ [25] and HFB-17 [3] mass models.

of V_{pn} can be well approximated by a smooth relation of $(a + a_s A^{-1/3})/A$ (see the solid line in Fig. 1 that fits experimental data) [14].

As a comparison, in Fig. 1 we also plotted the V_{pn} calculated from the HFB-17 [3] and Duflo-Zuker (DZ) [25, 26] mass models. We take the calculated mass table from Ref. [3] for simplicity instead of repeating the large-scale HFB calculations done in Refs. [3, 14, 22]. The HFB-17 model is comprised of the conventional Skyrme functional, a contact pairing force and a number of empirical corrections including the Wigner energy. It can reproduce experimental data within a deviation of 581 keV [3]. There are several versions of the DZ model available. Only the simplified DZ model is used in the present work. It contains ten terms and can reproduce experimental nuclear masses within a deviation factor of around 550 keV¹. It is seen from Fig. 1 that both calculations can reproduce nicely experimental data, mostly within a deviation of 20%.

We note that Eq. (1) can be rewritten as

$$\begin{aligned}
 4V_{pn}(Z, N) &= S_{2n}(Z, N) - S_{2n}(Z - 2, N) \\
 &= S_{2p}(Z, N) - S_{2p}(Z, N - 2),
 \end{aligned}
 \tag{2}$$

where S denotes the separation energy. From this relation it is easily seen

¹One may argue that the DZ model has more than ten parameters since it also contains several phenomenological scaling factors and isospin-dependent terms.

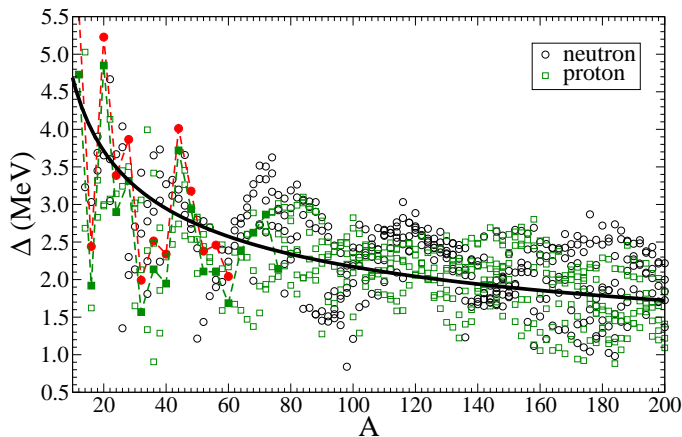


Figure 2: (color online). Empirical proton-proton (squares) and neutron-neutron (circles) interactions in even-even nuclei extracted from experimental nuclear masses as a function of the mass number A [23]. The solid symbols denote those in the $N = Z$ nuclei.

that V_{pn} also measures the extra binding gained by the neutron (proton) pair when two additional protons (neutrons) are added.

The two-nucleon separation energies in even-even nuclei can be written as

$$S_{2n}(Z, N) = 2S_n(Z, N - 1) + \Delta_n(Z, N), \quad (3)$$

where

$$\Delta_n(Z, N) = B(Z, N) + B(Z, N - 2) - 2B(Z, N - 1). \quad (4)$$

To a large extent $\Delta(Z, N)$ measures the pairing interaction between the last two like nucleons [2, 27]. The proton and neutron $\Delta(Z, N)$ extracted from experimental binding energies are plotted in Fig. 2. It is seen that the $\Delta(Z, N)$ values are mostly within 1 – 5 MeV. They roughly follow a $A^{-1/3}$ scaling (i.e., the solid line in the figure) but the trend is not smooth as that in V_{pn} .

To understand the influence of the large fluctuations in the pairing interaction on V_{pn} , we rewrite Eq. (1) as

$$\begin{aligned} V_{pn}(Z, N) &= \frac{1}{2} [S_n(Z, N - 1) - S_n(Z - 2, N - 1)] \\ &\quad + \frac{1}{4} [\Delta_n(Z, N) - \Delta_n(Z - 2, N)]. \end{aligned} \quad (5)$$

The quantities $\delta S_n(Z, N-1) = S_n(Z, N-1) - S_n(Z-2, N-1)$ and $\delta_n(Z, N) = \Delta_n(Z, N) - \Delta_n(Z, N-2)$ measure the isospin dependences of the one-body separation energy (the mean-field) and pairing interaction, respectively. One can easily see that $\delta S_n(Z, N-1)$ (and $\delta S_p(Z-1, N)$) also reveals the average proton-neutron interaction between the last proton pair and odd neutron as

$$\begin{aligned} V_{pn}(Z, N-1) &= \frac{1}{2} \delta S_n(Z, N-1) \\ &= \frac{1}{2} [B(Z, N-1) + B(Z-2, N-2) \\ &\quad - B(Z-2, N-1) - B(Z, N-2)]. \end{aligned} \quad (6)$$

Contributions from the two basic ingredients δS and δ on the empirical proton-neutron interaction V_{pn} can be extracted from experimental nuclear masses. The results are plotted in Fig. 3. It is seen that V_{pn} is dominated by the contribution from δS . The δ_n and δ_p values are comparatively small, mostly within $|\delta| \leq 100$ keV. This indicates that the empirical proton-neutron interaction can to a large extent be understood as a mean-field effect. This mechanism is supported by our calculations with the DZ and HFB-17 models. It is also consistent with the observation of Ref. [14] that HFB calculations on V_{pn} are insensitive to the different choices of pairing forces.

if the local fluctuations in the pairing interactions are negligible, it should be

$$V_{pn}(Z, N) \approx V_{pn}(Z, N-1) \approx V_{pn}(Z-1, N), \quad (7)$$

where Z and N are even numbers. This is indeed the case, as can be seen from Fig. 3.

In Figs. 1 & 3 only nuclei with $N \neq Z$ are plotted. The extracted proton-neutron interactions V_{pn} in $N = Z$ nuclei are noticeably larger than those of the adjacent $N \neq Z$ nuclei, as seen in Fig. 4, indicating that there is an additional binding in these self-conjugate nuclei. This is often described as the Wigner effect [24, 29, 30, 31]. Its origin has been intensively investigated in the past decade in terms of proton-neutron pairing correlation [24] and spin-isospin symmetry [32]. Ref. [24] found that the Wigner effect can not be explained in term of $J = 1$ isoscalar neutron-proton pair correlations.

To analyze this feature we consider a system with n_π protons and n_ν neutrons in a single- j shell. We assume that the two-body interaction obeys a simple form [33]

$$\hat{V} = a + b\mathbf{t}_1 \cdot \mathbf{t}_2 + GP_0, \quad (8)$$

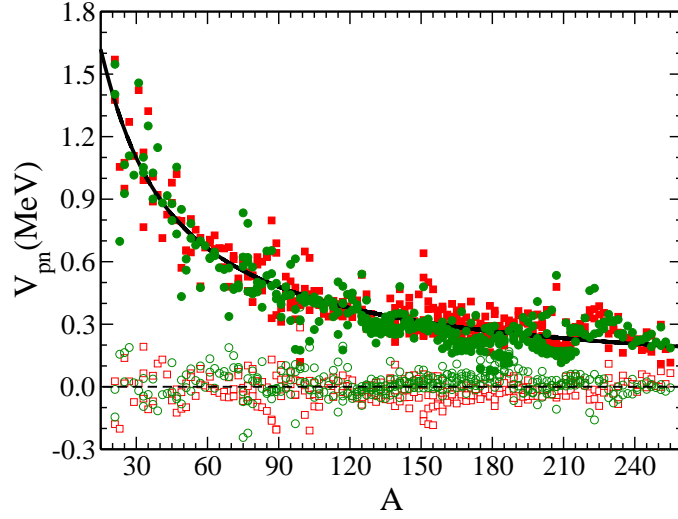


Figure 3: (color online). Empirical proton-neutron interactions in odd-even (Red) and even-odd (Green) nuclei (i.e., δS) extracted from experimental nuclear masses [23, 28]. The open symbols correspond to δ_p and δ_n . The solid line describes the average behavior of V_{pn} in even-even $N \neq Z$ nuclei.

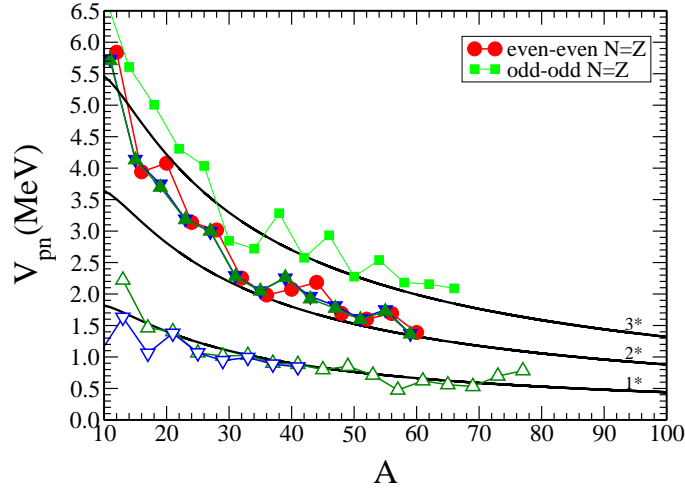


Figure 4: (color online). Experimental V_{pn} values of even-even $N = Z$ nuclei (filled circles) and the adjacent odd-odd (squares) and odd- A nuclei (triangles). The filled and open triangles correspond to systems with one nucleon subtracted from and added to the even-even nuclei, respectively. The solid line labeled 1* describes the average behavior of V_{pn} in even-even $N \neq Z$ nuclei from Fig. 1. 2* and 3* denotes its twice and three time values.

where P_0 denotes the monopole pairing interaction. G is the corresponding (negative) coupling strength. The first two terms, which do not depend on the angular momentum J , define the “averaged” monopole interaction. The isovector and isoscalar channels of the monopole interaction are given by

$$V_{m;T=1} = a + b/4, \quad (9)$$

and

$$V_{m;T=0} = a - 3b/4. \quad (10)$$

In usual shell-model Hamiltonians the values of $V_{m;T=1}$ are around zero while those of $V_{m;T=0}$ are strongly attractive (see, e.g., Refs. [34, 35]), indicating that b should have a positive sign [36]. The $J = 0$ two-body matrix element is given as $\langle j^2 | V | j^2 \rangle_{J=0, T=1} = a + b/4 + (2j + 1)G$. The total energy of the system can be written analytically as

$$E = \varepsilon n + \frac{a}{2}n(n-1) + \frac{b}{2} \left[\mathcal{T}(\mathcal{T} + 1) - \frac{3n}{4} \right] + G \left[\frac{n-v}{4}(4j+8-n-v) - \mathcal{T}(\mathcal{T} + 1) + s(s+1) \right], \quad (11)$$

where ε denotes the single-particle energy. The total number of nucleon pairs is $n(n-1)/2$ with $n = n_\pi + n_\nu$ [33]. \mathcal{T} is the total isospin of the system. v and s denote the seniority and the reduced isospin.

For the ground state of an even-even nucleus we have $\mathcal{T} = |n_\pi - n_\nu|/2$, $s = 0$ and $v = 0$. For even-even nuclei with $n_\pi \neq n_\nu$, we have

$$V_{pn} = -\frac{4V_{m;T=1} + 2(V_{m;T=0} - V_{m;T=1})}{4} = \frac{b}{4} - a. \quad (12)$$

The minus sign in the first term takes into account that the binding energy and V_{pn} are defined as positive in the present work. On the other hand, in the case of $n_\pi = n_\nu$ (i.e., $N = Z$), we have

$$\begin{aligned} V_{pn} &= -\frac{4V_{m;T=1} + 3(V_{m;T=0} - V_{m;T=1})}{4} - \frac{G}{2} \\ &= \frac{b}{2} - a - \frac{G}{2}. \end{aligned} \quad (13)$$

The difference between the V_{pn} in Eqs. (12) and (13) is $-(V_{m;T=0} - V_{m;T=1})/4 - G/2$ or $b/4 - G/2$. The large V_{pn} values would result in a sudden kink in the one-body separation energy S when approaching the $N = Z$

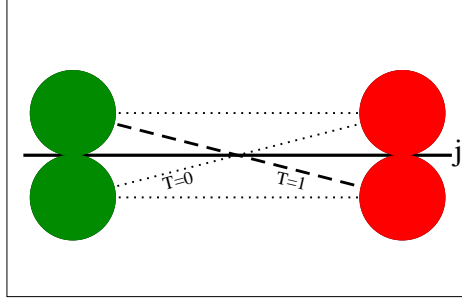


Figure 5: (color online). The $T = 1$ (dashed line) and $T = 0$ (dotted line) monopole interactions between a neutron pair and a proton pair in a single- j shell. We have a total number of four interacting pairs among which only one has $T = 1$. The isovector proton-neutron pairing matrix element also contributes in the $T = 1$ channel.

line (c.f., Eq. (6)), which can not be reproduced by usual mean-field calculations [20].

A schematic picture is plotted in Fig. 5 to understand further the coupling of protons and neutrons in $N = Z$ nuclei. For two proton-neutron pairs in a single- j shell, we have three $T = 0$ interaction pairs and one $T = 1$ interaction pair. The $T = 1$ pairing matrix element also contributes to the total binding energy. For a system with two neutrons and two protons in different shells we have two interaction pairs for both the $T = 0$ and 1 channels [37].

For a $I = j$, $T = 1/2$ system with three particles in a single- j shell, we have $v = 1$ and $s = 1/2$. The V_{pn} for such a nucleus can be expressed in the same form as above. The empirical relation of Eq. (7) still holds for these self-conjugate nuclei. In reality we have

$$V_{pn}(Z, Z) \approx V_{pn}(Z, Z - 1) \approx V_{pn}(Z - 1, Z), \quad (14)$$

where Z takes even values.

The empirical interactions between the odd proton and odd neutron in odd-odd nuclei can be extracted from binding energies in a way similar to those of even-even and odd- A systems. The ground state of odd-odd $N = Z$ nuclei may carry isospin quantum numbers $T = 0$ or 1. For the lowest $T = 0$

state one may extract the proton-neutron interaction as

$$\begin{aligned}
& V_{pn}(Z-1, Z-1) \\
&= B(Z-1, Z-1) + B(Z-2, Z-2) \\
&\quad - B(Z-1, Z-2) - B(Z-2, Z-1) \\
&= \frac{3b}{4} - a.
\end{aligned} \tag{15}$$

The results are also plotted in Fig. 4.

Fig. 4 indicates that the V_{pn} in even-even $N = Z$ nuclei and the adjacent odd- A nuclei with one less nucleon are roughly twice as large as those in neighboring $N \neq Z$ nuclei, while the V_{pn} in odd-odd $N = Z$ nuclei are three times as large as the average values in $N \neq Z$ nuclei. This may be understood from Eqs. (12), (13) and (15) by assuming that $a \sim 0$. The figure suggests that in reality b should be positive. In medium mass and heavy nuclei, it should also be much larger than the pairing strength G . This is consistent with the results of empirical shell model calculations [34, 35]. The V_{pn} in very light even-even $N = Z$ nuclei are much larger than the average behavior. This may be due to the additional binding gained from the enhanced pairing energy which scales like $A^{-1/3}$. In the spin-isospin SU(4) symmetry limit, the V_{pn} of $N = Z$ nuclei are four times larger than those for $N \neq Z$ [32]. There was also no difference between V_{pn} in even-even and odd-odd $N = Z$ nuclei [32].

We made no attempt to fit the strengths of the monopole interactions for single- j systems. In practice, for $0d_{5/2}$ nuclei with $A \sim 20$, we have $V_{m;T=0} \sim -5.5$ MeV [34] and $G \sim -0.8$ MeV. For $0f_{7/2}$ nuclei with $A \sim 50$, we have $V_{m;T=0} \sim -1.6$ MeV [35]. These values reproduce reasonably the differences between V_{pn} in $N = Z$ and $N \neq Z$ nuclei. One may expect that the “residual” proton-neutron interaction beyond the isoscalar monopole interaction also influence the V_{pn} . This residual interaction, which is more complicated since it breaks the seniority symmetry [21], is not taken into account in the present work.

On the first glance one may say that the isovector proton-neutron pairing also has significant influence on the V_{pn} for even-even $N = Z$ nuclei. But in real cases the pairing interaction (and other matrix elements) is strongly modified by the monopole interaction. To evaluate the residual effect of the

pairing interaction we rewrite Eq. (11) as

$$\begin{aligned}
E = & \varepsilon n + \frac{2a - G}{4}n(n - 1) \\
& + \frac{b - 2G}{2} \left[\mathcal{T}(\mathcal{T} + 1) - \frac{3n}{4} \right] \\
& + (j + 1)G(n - v) + G \left[\frac{v^2}{4} - v + s(s + 1) \right],
\end{aligned} \tag{16}$$

from which it can be seen that it is the term $(j + 1)Gv$ that may result in an odd-even staggering in nuclear binding energies. This suggested that the residual pairing term in macroscopic mass formulas may be written as

$$E_p \propto 2 - v, \tag{17}$$

where $v = 1$ for odd- A nuclei and $v = 2$ for the $\mathcal{T} = |N - Z|/2$ ground state of odd-odd nuclei. There should be no additional gain in pairing energy when crossing the $N = Z$ line. This is consistent with the results in Fig. 2 where no noticeable difference is seen between the pairing energies of $N = Z$ and other nuclei.

The DZ mass model is constructed starting from a shell-model monopole Hamiltonian as

$$H_m = H_M + H_s + H_d, \tag{18}$$

where H_M is the macroscopic part including the symmetry energy (proportional to $\mathcal{T}(\mathcal{T} + 1)$) and the pairing energy. The microscopic spherical term H_s and the deformed term H_d take into account the residual three-body and four-body correlations between valence nucleons in the open shell. The expectation value of the Hamiltonian H_s is calculated by assuming the normal filling scheme of nucleons. The deformed Hamiltonian H_d takes into account the effect of the promotion of valence nucleons to the next shell [25]. The DZ model also contains a phenomenological $\mathcal{T}(\mathcal{T} - 1/2)$ term (referred to as the ‘‘Wigner’’ term in Ref. [26]) and a \mathcal{T}/A correction to the pairing energy. These terms have limited influence on V_{pn} and the binding energies. One can obtain a slightly better agreement with experiments by refitting the DZ model parameters to the up-to-date mass table [23] without these two terms and with the pairing term as Eq. (17). The deviation from experiment is $\sigma = 0.537$ MeV. In this simplified model the only term that explicitly depends on isospin \mathcal{T} is the symmetry energy which induces the kink between V_{pn} for $N = Z$ and $N \neq Z$ nuclei as seen in Fig. 4.

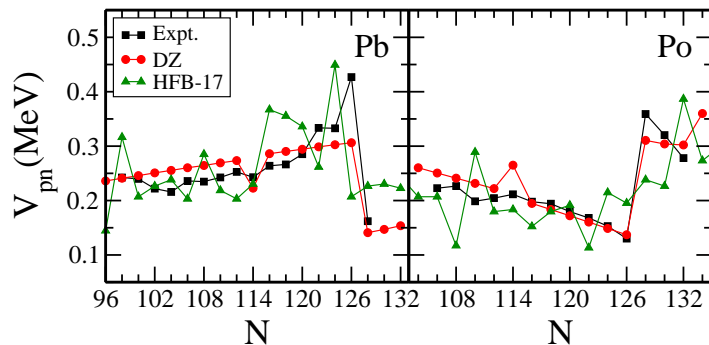


Figure 6: (color online). Experimental and calculated proton-neutron interactions V_{pn} in even-even Pb and Po isotopes. Experimental data are taken from Refs. [23, 38].

We calculated the contributions from different terms of the DZ Hamiltonian on V_{pn} . It is thus found that H_M reproduce the bulk properties of the V_{pn} while the many-body term H_s may lead to fluctuations around their mean values.

Recently the V_{pn} in nuclei around $N = 126$ and $Z = 82$ shell closures have been intensively investigated [11, 28, 38]. Experimental and calculated V_{pn} values in Pb and Po isotopes are plotted in Fig. 6. The V_{pn} values in nuclei below and above $Z = 82$ follow similar evolution patterns to those of Pb and Po isotopes, respectively. As can be seen from the figure, the evolution of V_{pn} shows a clear bifurcation pattern [11]. That is nuclei below and above $Z = 82$ evolve in two distinct ways as a function of neutron number N . Energy density functional calculations with the SkP Skyrme force cannot describe this behavior [14]. A better agreement was obtained for Pb isotopes in Ref. [22] by taking into account the influence of beyond-mean-field correlations. Calculations with the DZ and HFB-17 models are also plotted in Fig. 6 for comparison. The DZ model shows a better agreement with experiments than other calculations.

Calculations with the DZ model show that the V_{pn} values in this mass region are dominated by contributions from the monopole terms in H_M and H_s , as can be seen from Fig. 7.

A sudden drop at $N = 92$ was noted in the V_{pn} values of Er isotopes, which was explained in terms of transitions from spherical to deformed shapes in

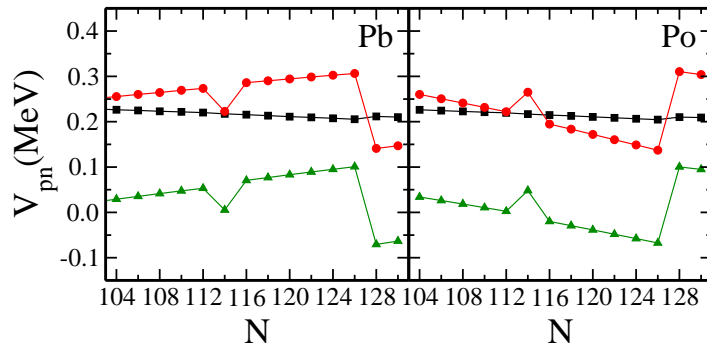


Figure 7: (color online). DZ model calculations (circle) on V_{pn} values of even-even Pb and Po isotopes and the contributions from H_s (triangle) and H_M (square) of the monopole Hamiltonian.

Ref. [14]. This is supported by calculations with the HFB-17 and DZ mass models. The results of DZ model calculations are plotted in the left panels of Fig. 8, in comparison with experimental data. The evolutions of V_{pn} values in Yb and Hf isotopes show similar patterns (in the latter case the location of the drop moves to $N = 94$). In the right panels of the figure we plotted the contributions of the spherical and deformed monopole terms H_s and H_d . It can be easily seen that the sudden drop is a result of the competing effect of spherical and deformed monopole terms H_s and H_d .

In summary, a systematic analysis on the empirical proton-neutron interaction V_{pn} is done from a simple perspective by describing it as the interplay between the mean field and the pairing interaction. The results are also compared with those derived from existing nuclear energy density functional and monopole shell-model calculations. It is found that the bulk properties of the V_{pn} are dominated by the contribution from mean field which can be estimated empirically from the one-nucleon separation energies. The pairing energy plays a relatively minor role. For the same reason the V_{pn} for odd- A nuclei are close to those of the neighboring even-even nuclei.

The V_{pn} for $N = Z$ nuclei and the odd- A nuclei with one nucleon subtracted from the even-even $N = Z$ ones are much larger than others. We analyzed this feature within a simple seniority model by including the isovector and isoscalar monopole interactions and the monopole pairing interaction. It is thus found that in these nuclei there is a strong additional contribution

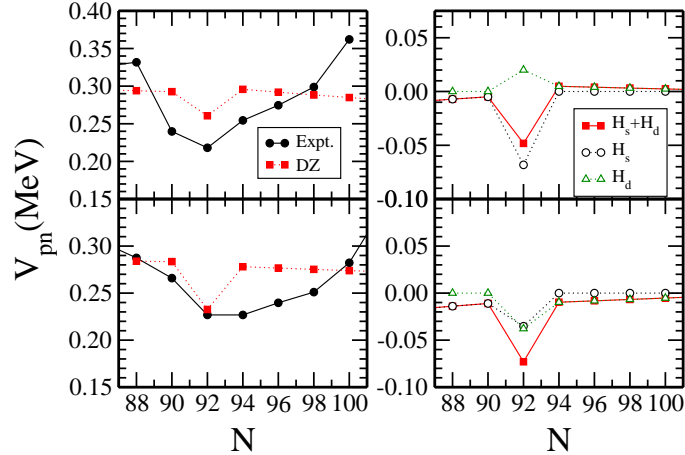


Figure 8: (color online). Left: experimental and calculated proton-neutron interactions V_{pn} in even-even Er (upper) and Yb (lower) isotopes. Right: Contributions from H_s and H_d on V_{pn} values.

from the isoscalar monopole interaction and isovector proton-neutron pairing interaction. As a result, the V_{pn} for even-even and odd-odd $N = Z$ are roughly two and three times stronger than those for $N \neq Z$ nuclei. In the DZ model the cusp is induced by the \mathcal{T} dependent term in the symmetry energy which is proportional to $\mathcal{T}(\mathcal{T} + 1)$.

We also analyzed the local fluctuations in V_{pn} around their mean values. In the Dufflo-Zuker mass model, these fluctuations are understood as the interplay of three-body- and four-body-like monopole interactions between valence nucleons in the open shell. As examples, we applied the DZ model to investigate the V_{pn} evolution pattern in nuclei around $N = 126$ and $N = 92$, where intensive attempts were done within the Hartree-Fock approach.

The author thanks R. Liotta and R. Wyss for stimulating discussions and R. Liotta for his reading of the manuscript. This work has been supported by the Swedish Research Council (VR) under grant No. 621-2010-4723.

References

- [1] A. Bohr and B. R. Mottelson, *Nuclear Structure* (World Scientific, Singapore, 1998).

- [2] G. F. Bertsch, C. A. Bertulani, W. Nazarewicz, N. Schunck, and M. V. Stoitsov, Phys. Rev. C **79** (2009) 034306, and references therein.
- [3] S. Goriely, N. Chamel, and J. M. Pearson, Phys. Rev. Lett. **102** (2009) 152503; <http://www.astro.ulb.ac.be/pmwiki/Brusslib/Hfb17>
- [4] M. Bender, P.-H. Heenen and P.-G. Reinhard, Rev. Mod. Phys. **75** (2003) 121.
- [5] D. Lunney, J. M. Pearson and C. Thibault, Rev. Mod. Phys. **75** (2003) 1021.
- [6] P. Federman and S. Pittel, Phys. Lett. **B69** (1977) 385.
- [7] R. B. Cakirli and R.F. Casten, Phys. Rev. Lett. **96** (2006) 132501.
- [8] T. Otsuka, R. Fujimoto, Y. Utsuno, B. A. Brown, M. Honma, and T. Mizusaki, Phys. Rev. Lett. **87** (2001) 082502.
- [9] O. Sorlin, M.G. Porquet, Prog. Part. Nucl. Phys. **61** (2008) 602.
- [10] J.-Y. Zhang, R. F. Casten and D. S. Brenner, Phys. Lett. **B227** (1989) 1.
- [11] R. B. Cakirli, D. S. Brenner, R.F. Casten and E.A. Millman, Phys. Rev. Lett. **94** (2005) 092501.
- [12] Y. Oktem, R. B. Cakirli, R. F. Casten, R. J. Casperson, and D. S. Brenner, Phys. Rev. C **74** (2006) 027304.
- [13] D. S. Brenner, R. B. Cakirli, and R. F. Casten, Phys. Rev. C **73** (2006) 034315.
- [14] M. Stoitsov, R. B. Cakirli, R. F. Casten, W. Nazarewicz, and W. Satuła, Phys. Rev. Lett. **98** (2007) 132502.
- [15] G. J. Fu, Hui Jiang, Y. M. Zhao, and A. Arima, Phys. Rev. C **82** (2010) 014307.
- [16] H. Jiang, G. J. Fu, Y. M. Zhao, and A. Arima, Phys. Rev. C **85** (2012) 024301.
- [17] A.O. Macchiavelli et al., Phys. Rev. C **61** (2000) 041303(R).

- [18] A.L. Goodman, Phys. Rev. C **63** (2001) 044325.
- [19] W. Satuła and R. Wyss, Phys. Rev. Lett. **86** (2001) 4488; Phys. Rev. Lett. **87** (2001) 052504.
- [20] R.R. Chasman, Phys. Rev. Lett. **99** (2007) 082501.
- [21] C. Qi, J. Blomqvist, T. Bäck, B. Cederwall, A. Johnson, R. J. Liotta, and R. Wyss, Phys. Rev. C **84** (2011) 021301.
- [22] M. Bender and P.-H. Heenen, Phys. Rev. C **83** (2011) 064319.
- [23] G. Audi, A. H. Wapstra and C. Thibault, Nucl. Phys. **A729** (2003) 337; <http://amdc.in2p3.fr/masstables/file1.html>
- [24] W. Satuła, D.J. Dean, J. Gary, S. Mizutori, W. Nazarewicz, Phys. Lett. **B407** (1997) 103.
- [25] J. Duflo and A.P. Zuker, Phys. Rev. C **52** (1995) R23.
- [26] <http://amdc.in2p3.fr/web/dz.html>
- [27] W. Satuła, J. Dobaczewski, and W. Nazarewicz, Phys. Rev. Lett. **81** (1998) 3599.
- [28] D. Neidherr *et al.*, Phys. Rev. Lett. **102** (2009) 112501.
- [29] N. Zeldes, Phys. Lett. B **429** (1998) 20.
- [30] M.W. Kirson, Phys. Lett. B **661** (2008) 246.
- [31] R. B. Cakirli, D. S. Brenner, R.F. Casten, Phys. Rev. C **83** (2010) 061304(R).
- [32] P. Van Isacker, D.D. Warner, and D.S. Brenner, Phys. Rev. Lett. **74** (1995) 4607.
- [33] I. Talmi, *Simple Models of Complex Nuclei* (Harwood Academic Publishers, Chur, Switzerland, 1993).
- [34] B. A. Brown and W. A. Richter, Phys. Rev. C **74** (2006) 034315.
- [35] M. Honma, T. Otsuka, B. A. Brown, and T. Mizusaki Phys. Rev. C **69** (2004) 034335.

- [36] A.Z. Mekjian and L. Zamick, Phys. Rev. C **85** (2012) 057303.
- [37] K. Heyde, C. De Coster and J. Schietse, Phys. Rev. C **49** (1994) 2499.
- [38] L. Chen *et al.*, Phys. Rev. Lett. **102** (2009) 122503.