

STARS WITH THE B[E] PHENOMENON SEEN BY LONG BASELINE INTERFEROMETRY

M. Borges Fernandes¹, O. Chesneau², M. Kraus³, L. Cidale⁴, A. Meilland², P. Bendjoya², A. Domiciano de Souza², G. Niccolini², I. Andruchow⁴, S. Kanaan⁵, P. Stee², F. Millour², A. Spang² and M. Curé⁵

Abstract. Thanks to the high spatial resolution provided by long baseline interferometry, it is possible to understand the complex circumstellar geometry around stars with the B[e] phenomenon. These stars are composed by objects in different evolutionary stages, like high- and low-mass evolved stars, intermediate-mass pre-main sequence stars and symbiotic objects. However, up to now more than 50% of the confirmed B[e] stars are not well classified, being called unclassified B[e] stars. From instruments like VLTI/AMBER and VLTI/MIDI, we have identified the presence of gaseous and dusty circumstellar disks, which have provided us with some hints related to the nature of these objects. Thus, we show our results for two galactic stars with the B[e] phenomenon, HD 50138 and CPD 52°9243, based on interferometric measurements.

Keywords: stellar winds, outflows, circumstellar matter, HD 50138, CPD 52°9243

1 Introduction

The B[e] phenomenon was defined by the presence in the optical spectra of B-type stars (Conti 1997) of strong Balmer emission lines, and permitted and forbidden emission lines of neutral and singly ionized metals, like Fe II and O I. In addition, these stars also present a strong near or mid-infrared excess due to hot circumstellar dust. Based on Lamers et al. (1998), there are different types of objects presenting the B[e] phenomenon: pre-main sequence Herbig Ae/Be stars, compact planetary nebula, symbiotic objects, hot supergiants, and unclassified objects, whose evolutionary stage is still unknown.

Recently the optical/IR long baseline interferometry, especially with the VLTI, has become an important tool to deeply study the circumstellar environment of the brightest B[e] stars. Thanks to the field of view and the high spatial resolution of instruments, like AMBER and MIDI, it is possible to have access to information related to circumstellar medium close to the stars, allowing us to obtain sizes, shapes, and orientations, as a function of wavelength in the optical, near and mid-IR ranges.

In this paper, we present our results for two galactic stars with the B[e] phenomenon, namely HD 50138 and CPD 52°9243, based on interferometric measurements.

2 Results

2.1 HD 50138

HD 50138 is one of the closest and brightest B[e] stars already identified in our galaxy. However its evolutionary stage is still not well known, being classified in the literature as either a classical Be or a pre main-sequence Herbig star. This object presents strong spectral variations that seem to be associated to outbursts and shell-phases. From a high-resolution spectroscopic analysis (FEROS and Narval data) and using photometric data

¹ Observatório Nacional/MCTI, Rio de Janeiro, Brazil

² Laboratoire Lagrange, Université de Nice Sophia-Antipolis, CNRS, Observatoire de la Côte d'Azur, France

³ Astronomický ústav, Ondřejov, Czech Republic

⁴ Universidad Nacional de La Plata, Argentina

⁵ Universidad de Valparaíso, Chile

from the literature, it was found that a new shell-phase happened before 2007 (Borges Fernandes et al. 2009). In addition, spectro-polarimetric data from the literature have indicated the presence of a non-spherically symmetric circumstellar environment: probably a disk.

We obtained data from 14 baselines using MIDI, 17 using AMBER and also from 92 measurements at $10.7 \mu\text{m}$ from the KECK segment-tilting experiment (Monnier et al. 2009). We modeled these data using analytical geometrical models and the best results were found assuming a similar geometry for both near and mid-IR data: two elliptical Gaussian distributions (see Figs. 1 and 2 and Table 1).

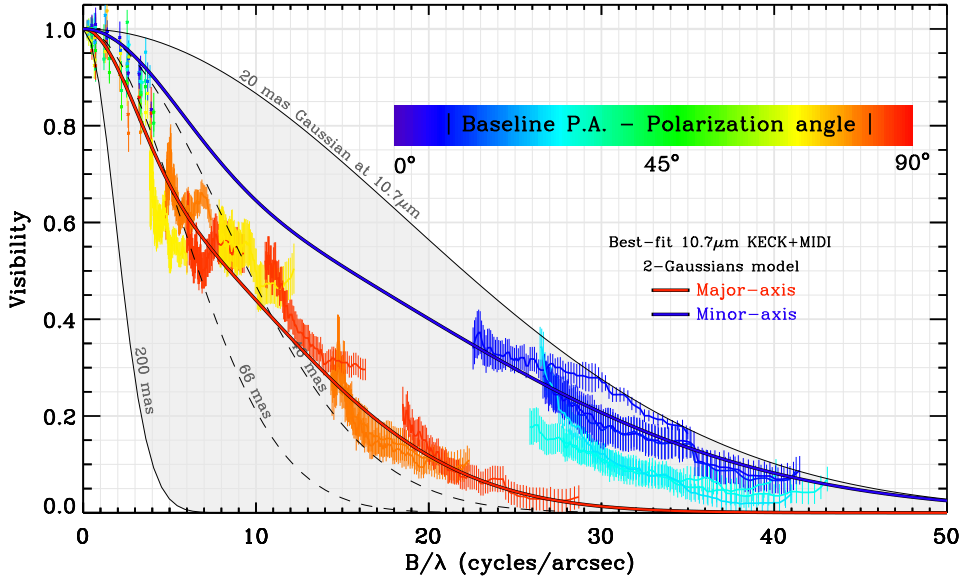


Fig. 1. VLT/MIDI visibilities plotted as a function of the spatial frequency, B/λ , with kind permission from Borges Fernandes et al. (2011). The colors indicate the baselines position angle with respect to the polarization angle derived by Yudin & Evans (1998). The color scale (i.e., blue, cyan, green, yellow, orange, and red) goes from blue for baselines parallel to the polarization angle to red for the perpendicular ones. The dots with error bars indicate the Keck measurements. The thin solid and dashed lines represent the visibilities from Gaussian disks with different FWHM. The thick red solid line represents the model fitting aligned to the PA of the major axes of the 2-Gaussians distribution and the blue one to the PA of the minor axes.

Table 1. Parameters of the best-fit models from our analysis of interferometric data from HD 50138, assuming two elliptical Gaussian distributions, where “G1” means the first Gaussian distribution, “G2” is second one, “i” means inclination, and “ θ ” is the projection of the major axis onto the sky plane, see Borges Fernandes et al. (2011).

	MIDI+KECK	AMBER
Flux_{star}		0.12 ± 0.01
Flux_{G1}	0.68 ± 0.04	0.61 ± 0.06
$\text{FWHM}_{major-G1}$ (mas)	35.2 ± 1.5	
$\text{FWHM}_{major-G2}$ (mas)	131.4 ± 11.2	
$\text{FWHM}_{minor-G1}$ (mas)		3.0 ± 0.4
$\text{FWHM}_{minor-G2}$ (mas)		≥ 14.0
Flattening	1.82 ± 0.02	1.7 ± 0.3
θ ($^\circ$)	65.9 ± 2.0	77 ± 2
i ($^\circ$)	56.7 ± 0.4	54 ± 8
χ_r^2	1.9	13.3

Based on our results, the presence of a disk composed by gas and dust, with an inclination of $\sim 56^\circ$ and a projection on the sky plane of $\sim 71^\circ$ was confirmed (Borges Fernandes et al. 2011).

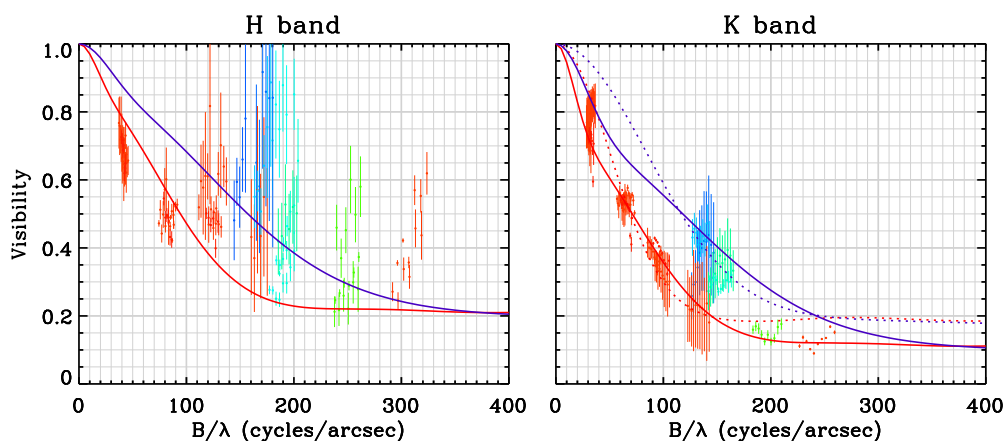


Fig. 2. Model fitting of the VLTI/AMBER data of HD 50138, with kind permission from Borges Fernandes et al. (2011), obtained using LITpro software (available at <http://www.jmmc.fr/litpro>): right panel for the K-band assuming two elliptical Gaussian distributions. The different colors follow the same description as in Fig. 1, representing the orientation of the baselines.

The formation mechanism of this disk is not clear yet, but it could be linked, as for classical Be stars, to stellar pulsations (Borges Fernandes et al. 2012).

2.2 CPD 52°9243

CPD-52°9243 is an emission-line star, which has been classified as a B[e] supergiant candidate. However, its stellar parameters are still not well known. Recently we obtained MIDI data from 4 baselines using the UTs and from an analytical geometrical modeling, we could find evidence for the presence of a dusty disk around this object (Cidale et al. 2012).

The disk has an inclination angle of 46 ± 7 degrees, and an upper limit of its dusty inner edge of ~ 8 mas (see Fig. 3 and Table 2). Furthermore, the dusty disk surrounds a cool, detached molecular ring seen in CO band emission. The scenario for CPD-52°9243 might therefore be quite similar to other B[e] supergiants, identified in close binaries, and found to have circumbinary molecular and dusty disks: HD 327083 (Wheelwright et al. 2012) and GG Car (Kraus et al. 2012).

Table 2. Parameters of our best-fitting model for VLTI/MIDI data of CPD-52°9243. “ θ ” is the projection of the major axis onto the sky plane.

FWHM major axis (mas)	16.35 ± 0.73
Flattening	0.69 ± 0.07
θ ($^\circ$)	60.13 ± 9.57
χ^2	0.10

3 Conclusions

Optical long baseline interferometry is an ideal tool to provide information concerning the geometry and inclination of the circumstellar matter of stars with the B[e] phenomenon. These results will certainly contribute to a better comprehension of the nature of some unclassified B[e] stars and the inclusion of the B[e] phenomenon in the evolutionary tracks.

MBF acknowledges Conselho Nacional de Desenvolvimento Científico e Tecnológico (CNPq-Brazil) for the post-doctoral grant. LC acknowledges financial support from the Agencia de Promoción Científica y Tecnológica (PID 1728 OC/AR PICT 111), from CONICET (PIP 0300), and the Programa de Incentivos G11/089 of the Universidad Nacional de La Plata, Argentina. MK acknowledges financial support from GA ČR under grant number 209/11/1198. The Astronomical Institute of Ondřejov is supported by the project RVO:67985815. I.A. acknowledges financial support from a postdoctoral fellow of CONICET. MC acknowledges financial support from Centro de Astrofísica de Valparaíso.

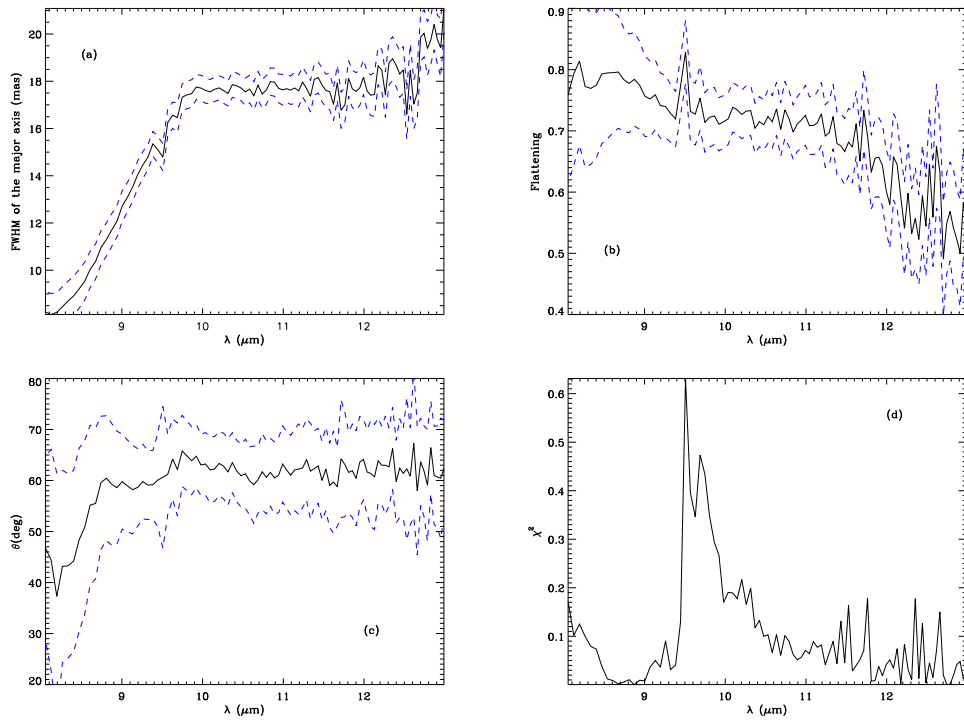


Fig. 3. The parameters provided by the best model, considering an elliptical Gaussian distribution for the circumstellar medium of CPD-52°9243, which fits the VLTI/MIDI baselines, as a function of the wavelength: (a) the FWHM of the major axis; (b) the flattening (ratio of FWHM of the minor axis and of the major axis); (c) the projection of the major axis (θ) onto the sky plane; and (d) the reduced χ^2 for each wavelength. The dashed lines indicate the errors for each parameter, as a function of the wavelength.

References

- Borges Fernandes, M., Kraus, M., Chesneau, O., et al. 2009, *A&A*, 508, 309
 Borges Fernandes, M., Meilland, A., Bendjoya, P., et al. 2011, *A&A*, 528, A20
 Borges Fernandes, M., Kraus, M., Nickeler, D. H., et al. 2012, *A&A*, in press
 Cidale, L. C., Borges Fernandes, M., Andruchow, I., et al. 2012, *A&A*, submitted
 Conti, P. 1997, in *Luminous Blue Variables: Massive Stars in Transition*, eds. A. Nota, & H. J. G. L. M. Lamers, Astronomical Society of the Pacific Conference Series, vol. 120, p. 161
 Kraus, M., Oksala, M. E., Nickeler, et al. 2012, *A&A*, submitted
 Lamers, H. J. G. L. M., Zickgraf, F.-J., de Winter, D., Houziaux, L., & Zorec, J. 1998, *A&A*, 340, 117
 Monnier, J. D., Tuthill, P. G., Ireland, M., et al. 2009, *A&A*, 700, 491
 Wheelwright, H. E., de Wit, W. J., Weigelt, G., Oudmaijer, R. D., & Ilee, J. D. 2012, *A&A*, 543, A77
 Yudin, R. V., & Evans, A. 1998, *A&AS*, 131, 401