

Nonlinear Wave Equation in Frequency Domain: Accurate Modeling of Ultrafast Interaction in Anisotropic Nonlinear Media

Hairun Guo¹, Xianglong Zeng^{1,2}, Binbin Zhou¹, Morten Bache^{1,*}

¹*Ultrafast Nonlinear Optics group, DTU Fotonik, Department of Photonics Engineering, Technical University of Denmark, DK-2800 Kgs. Lyngby, Denmark*

**moba@fotonik.dtu.dk*

²*Key Laboratory of Special Fiber Optics and Optical Access Networks, SCIE, Shanghai University, Shanghai 200072, China*

zenglong@shu.edu.cn

We interpret the purely spectral forward Maxwell equation with up to 3rd order induced polarizations for pulse propagation and interactions in quadratic nonlinear crystals. The interpreted equation, also named nonlinear wave equation in frequency domain, includes both quadratic and cubic nonlinearities, delayed Raman effects and anisotropic nonlinearities. The full potential of this wave equation is demonstrated by investigating simulations of solitons generated in the process of ultrafast cascaded second-harmonic generation. We show that a balance in the soliton delay can be achieved due to competition between self-steepening, Raman effects and self-steepening-like effects from cascading originating in the group-velocity mismatch between the pump and second harmonic. We analyze the first-order contributions, and show that this balance can be broken to create fast or slow pulses. Through further simulations we demonstrate few-cycle compressed solitons in extremely short crystals, where spectral phenomena such as blue/red shifting, non-stationary radiation in accordance with the non-local phase matching condition and dispersive-wave generation are observed and marked, which help improving the experimental knowledge of cascading nonlinear soliton pulse compression. © 2021 Optical Society of America

OCIS codes: 190.2620, 190.5650, 190.7110.

1. Introduction

Cascading nonlinearities are known to be produced accompanied with harmonic generation in the limit of large phase-mismatch. As an example phase-mismatched second-harmonic generation (SHG) gives rise to a well-known cascaded quadratic nonlinearity which is Kerr-like and can be written as a nonlinear refractive index $n_{\text{casc}}^{(2)}$ [1], i.e. it induces a nonlinear index change that is proportional to the pump intensity. While the energy conversion to the second-harmonic is weak, a Kerr-like nonlinear phase shift is induced on the fundamental wave (FW), which can be large and its sign can be tuned by the phase-mismatch; importantly a negative-sign self-defocusing nonlinearity is accessible. In this case, soliton pulse compression can be fulfilled by combining the self-defocusing cascading nonlinearity with normal dispersion: this so-called cascading nonlinear soliton pulse compressor operates within the visible and near-infrared region and without a power limit compared with the self-focusing pulse compression. Hence, few-cycle and high energy soliton pulses can be generated [2–4].

Nonlinear crystals with low dispersion, such as beta-barium borate (BBO), potassium titanyl phosphate (KTP) and lithium niobate (LN), are good candidates for cascading nonlinear soliton pulse compression as they have a decent 2nd order nonlinear susceptibility, and large cascading nonlinearities can be achieved through tuning the crystal close to phase-matching by either exploiting the birefringent (Type-I) interaction between the FW and SH [5], or by exploiting quasi-phase-matching (QPM) technology. The goal is to overcome the material self-focusing Kerr nonlinearity of the crystal by the self-defocusing cascading nonlinearity, and it can usually be done if the phase-mismatch is taken low enough. Non-critical (Type-0) interactions, where FW and SH are polarized along the crystal axes is desirable because it exploits the largest 2nd order tensor component, but since the process is not phase-matchable at all, QPM has historically been used to reduce the residual phase-mismatch and thereby increase the cascading strength [6–10]. In general these nonlinear crystals also promise a stable and compact pulse compressor as they have a short soliton length and a large energy threshold.

Theoretical analysis and experimental demonstrations have been widely reported on cascading nonlinear soliton pulse compression. An elegant theory is that, in the limit of large phase-mismatch, harmonics are all considered as perturbations on the FW. Therefore, the multiple coupled-wave equations (CWEs) can be reduced to a single one governing the FW which is similar to the nonlinear Schrödinger equation (NLSE) [11–13]. In the NLS-like equation of SHG process, the cascading quadratic nonlinearity is scaled by both the quadratic nonlinearity squared and the inverse of the phase-mismatch. Its properties are revealed through a non-instantaneous (“nonlocal”) cascading response which has a Lorentzian shape in frequency domain. This nonlocal response reveals that there are two different characteristic regimes for the response function, known as stationary and non-stationary regimes and the

transition between the two regimes is determined largely by the phase-mismatch parameter and the group-velocity mismatch (GVM) parameter [14]. A detailed explanation was made by Bache et al. to help understanding most experiments [15,16]. For example, the few-cycle high energy pulse compression in Type-I BBO crystal at 1250 nm reported by Moses and Wise [3], was conducted in a regime in which the phase-mismatch configuration was in the stationary region so that the cascaded response is broadband [14] and allow for few-cycle compressed pulses to form. On the other hand, Ashihara et al. reported the moderate pulse compression also using Type-I BBO crystal but launching a pump at 800 nm [2], which is actually in the non-stationary region [15] and the input pulses contained a low soliton order. In both of their experiments, slow pulses with shock fronts are observed which is induced by GVM as 1st order cascading response. In a latter report by Ashihara et al., Type-I periodically poled magnesium-oxide-doped lithium niobate (PPMgOLN) was used to compress the pulse at 1560 nm where the GVM between the FW and the SH is suppressed [8]. Therefore, there is no GVM-related cascading response and the compressed pulse is symmetrical. Recently, the first Type-0 few-cycle pulse compression experiment was demonstrated by Zhou et al., which used a Type-0 LN bulk crystal pumped at 1300 nm [4], in which the phase-mismatch is located well into the stationary region, see Fig. 1(b). The compression was accomplished within an extremely short length of 1 mm as the pulses contained a high soliton order caused by the high intensity and because the FW group velocity dispersion (GVD) in LN is very large. As LN has a dominant delayed Raman response (caused by a strong IR phonon coupling) which continuously transfers energy from high-frequency (blue) components to low-frequency (red) components, tendencies of early pulse splitting were observed.

In this paper, we investigate theoretically and numerically the self-steepening performance and fast/slow pulse tendencies in cascading nonlinear soliton pulse compression induced by both the nonlocal cascading response and the material Raman effects. We do that by directly solving the purely spectral forward Maxwell equation (FME), and a counterbalance of fast/slow pulses is demonstrated. First, we interpret the FME to 3rd order induced polarizations to describe electric fields interaction in a birefringent material, and model the electric field of the optical wave by directly solving a group of nonlinear wave equations in frequency domain (NWEFs), in which both the 2nd order and 3rd order nonlinear-induced polarizations are included, see Sec.2. From the NWEFs, we present the NLS-like equation which includes the system intrinsic self-steepening, a full edition nonlocal cascading response and the material Raman effects, see Sec.3. Then, we give a review on the conditions of cascading nonlinear soliton pulse compression (Sec.4) and based on them we discuss the consequences of employing QPM technology. Self-steepening performance and the counterbalance of fast/slow pulses are highlighted as they are greatly dependent on the phase mismatch parameter, see Sec.5. In Sec.6, we give realistic and convincing simulations to show the self-steepening performance

and fast/slow pulses dominated by both the nonlocal cascading response and the material Raman effects. Since the NWEFs are generalized, typical phenomena such as the self phase modulation (SPM) induced broadening in spectrum; generation of dispersive wave and resonant SH radiation in non-stationary regime are still observed. These phenomena can be marked in spectrum, which helps improving the spectral knowledge of cascading nonlinear soliton pulse compression. Finally, we present our conclusions in Sec.7.

2. Nonlinear Wave Equations in Frequency Domain (NWEFs)

In this part, we will present our master equation which directly deals with the electric field. Starting from the 1+1D wave equation of the electric field and making the slowly varying spectral amplitude approximation (SVSAA) [17], we obtain the purely spectral FME [18–20]:

$$\frac{\partial \tilde{\mathbf{E}}}{\partial z} + i\mathbf{k}(\omega)\tilde{\mathbf{E}} = -i\frac{\omega^2\mu_0}{2\mathbf{k}(\omega)}\tilde{\mathbf{P}}_{\text{NL}} \quad (1)$$

The equation is adaptable to uniaxial, biaxial and cubic/isotropic materials. The "˜" mark indicates that both the electric field \mathbf{E} and the nonlinear induced polarization \mathbf{P}_{NL} are written in frequency domain (we use the Fourier transform $F[f(t)] = \int_{-\infty}^{+\infty} f(t)e^{-i\omega t}dt$ and the forward definition as $\frac{\partial}{\partial z}\tilde{\mathbf{E}} \approx -i\mathbf{k}(\omega)\tilde{\mathbf{E}}$). In a uniaxial crystal, ordinary and extraordinary waves, E_o and E_e , are two separate components of the electric field vector, and the propagation constant, $\mathbf{k}(\omega) = (\omega/c)(1 + \tilde{\chi}(\omega))^{1/2}$, is a function of the linear electric susceptibility $\tilde{\chi}(\omega)$, which is a diagonal matrix containing only the self-response elements [21].

Among all types of nonlinear induced polarizations, 2nd order and 3rd order nonlinear polarization are the most relevant. Normally, the 2nd order nonlinear polarization, which appears only in non-centrosymmetric media, is considered instantaneous and, in frequency domain, its component can be written as [22]:

$$\tilde{P}_j^{(2)} = \varepsilon_0 \sum_{\alpha_1, \alpha_2} \left(\bar{\chi}_{j;\alpha_1\alpha_2}^{(2)} F[E_{\alpha_1}E_{\alpha_2}] \right) \quad (2)$$

where $j, \alpha_1, \alpha_2 = o$ or e , $\bar{\chi}_{j;\alpha_1\alpha_2}^{(2)}$ is the effective 2nd order nonlinear susceptibility (with unit m/V), which is actually the element of a 3-rank tensor. The 3rd order nonlinear polarization consists of both the instantaneous cubic response (such as electronic Kerr response) and the delayed vibrational Raman response. Its component can be written as [23]:

$$\tilde{P}_j^{(3)} = \varepsilon_0 \sum_{\alpha_1, \alpha_2, \alpha_3} \left\{ \bar{\chi}_{j;\alpha_1\alpha_2\alpha_3}^{(3)} \left[(1 - f_{\text{R}}) F[E_{\alpha_1}E_{\alpha_2}E_{\alpha_3}] + f_{\text{R}} F \left[F^{-1} \left[\tilde{h}_{\text{R}}(\omega) F[E_{\alpha_1}E_{\alpha_2}] \right] \tilde{E}_{\alpha_3} \right] \right] \right\} \quad (3)$$

$\bar{\chi}_{j;\alpha_1\alpha_2\alpha_3}^{(3)}$ is the effective 3rd order nonlinear susceptibility (with unit m^2/V^2) coming from a 4-rank tensor. f_{R} indicates the relative fraction of the material Raman effects, $\tilde{h}_{\text{R}}(\omega)$ is the

normalized Raman frequency response function, typically modeled as a complex Lorentzian. Note that if there is no Raman fraction in the material (which is the case for a noble gas), the 3rd order nonlinear polarization will be completely instantaneous.

Thus, the FME can be expanded to two equations corresponding to the ordinary and extraordinary wave, named nonlinear wave equations in frequency domain (NWEFs):

$$\begin{aligned} \frac{\partial \tilde{E}_o}{\partial z} + ik_o(\omega)\tilde{E}_o = & -i\frac{\omega^2}{2c^2k_o(\omega)} \left\{ \sum_{\alpha_1, \alpha_2} (\bar{\chi}_{o; \alpha_1 \alpha_2}^{(2)} F [E_{\alpha_1} E_{\alpha_2}]) \right. \\ & \left. + \sum_{\alpha_1, \alpha_2, \alpha_3} \left(\bar{\chi}_{o; \alpha_1 \alpha_2 \alpha_3}^{(3)} \left((1 - f_R) F [E_{\alpha_1} E_{\alpha_2} E_{\alpha_3}] + f_R \cdot F \left[F^{-1} \left[\tilde{h}_R(\omega) F [E_{\alpha_1} E_{\alpha_2}] \right] \tilde{E}_{\alpha_3} \right] \right) \right) \right\} \end{aligned} \quad (4)$$

$$\begin{aligned} \frac{\partial \tilde{E}_e}{\partial z} + ik_e(\omega)\tilde{E}_e = & -i\frac{\omega^2}{2c^2k_e(\omega)} \left\{ \sum_{\alpha_1, \alpha_2} (\bar{\chi}_{e; \alpha_1 \alpha_2}^{(2)} F [E_{\alpha_1} E_{\alpha_2}]) \right. \\ & \left. + \sum_{\alpha_1, \alpha_2, \alpha_3} \left(\bar{\chi}_{e; \alpha_1 \alpha_2 \alpha_3}^{(3)} \left((1 - f_R) F [E_{\alpha_1} E_{\alpha_2} E_{\alpha_3}] + f_R \cdot F \left[F^{-1} \left[\tilde{h}_R(\omega) F [E_{\alpha_1} E_{\alpha_2}] \right] \tilde{E}_{\alpha_3} \right] \right) \right) \right\} \end{aligned} \quad (5)$$

We note that in order to solve the above equations, the contents of propagation constants in negative frequencies should be known. According to the causality and reality of the material response, $k_j(\omega) = k_j^*(-\omega)$ shows a property of conjugate symmetry [21]. The contents in negative frequencies are therefore linked to that in positive frequencies. Besides, parameters such as $k(\omega)$, $\bar{\chi}^{(2)}$, $\bar{\chi}^{(3)}$ are dependent on the rotation angle (θ , φ) of the crystal reference frame [24–26].

Obviously, NWEFs are quite general in physical concept as well as mathematical expression. They describe the dynamics of the electric field rather than the field's envelope. They were directly solved by Husakou et al. with only instantaneous cubic nonlinearities [19] and by Conforti et al. with only quadratic nonlinearities [22]. In the present work they are for the first time extended to 3rd order induced polarization including both instantaneous cubic nonlinearities and delayed Raman effects. By simply including the anisotropy of the nonlinearities, the different wave-mixing possibilities (3- and 4-wave mixing, including third-harmonic generation and parametric up- and down-conversion) under possible phase-matching conditions (Type-0, -I and -II) are automatically modeled properly in the NWEF model.

3. NLS-like Equation

From our NWEFs, an NLS-like equation governing the FW envelope can also be derived. First, we degrade the NWEFs to the common CWEs by employing more approximations such as slowly-varying envelope approximation (SVEA), assumption of constant refractive index around the carrier frequency and assumption of no overlap between the harmonics. Then, in the strong cascading limit $\Delta k L \gg 1$ ($\Delta k = k_2 - 2k_1$ is the phase-mismatch, subscripts 1 and 2 correspond to the FW and the SH, respectively, and L is the interaction length) and in the assumption of an undepleted FW (i.e. only the nonlinear phase shift is accumulated as cascading nonlinearity), the ansatz $U_2(z, t) = A_2(t) \exp(-i\Delta k z)$ is used and the cross phase modulation (XPM) is neglected. Thus, in the FW reference frame we get the NLS-like equation which is more complete compared with what Ilday et al. [12], Menyuk et al. [13], Moses et al. [11], Valiulis et al. [27] and Bache et al. [14, 15] got because the equation includes a full edition nonlocal cascading response as well as the material Raman effects and intrinsic self-steepening. The dimensionless form [16] of the complete NLS-like equation is:

$$\begin{aligned} & \left(i \frac{\partial}{\partial \xi} - D_1 \right) U_1 + \text{sgn}(\Delta k) N_{\text{casc}}^2 \left(1 - \frac{i}{\hat{\omega}_1} \frac{\partial}{\partial \tau} \right) U_1^*(\tau) \left(1 - \frac{i}{\hat{\omega}_2} \frac{\partial}{\partial \tau} \right) \int_{-\infty}^{\infty} d\tau' h_c(\tau') U_1^2(\tau - \tau') \\ & - N_{\text{cubic}}^2 \left(1 - \frac{i}{\hat{\omega}_1} \frac{\partial}{\partial \tau} \right) \left[(1 - f_R) |U_1(\tau)|^2 U_1(\tau) + f_R U_1(\tau) \int_{-\infty}^{\infty} d\tau' h_R(\tau') |U_1(\tau - \tau')|^2 \right] = 0 \end{aligned} \quad (6)$$

where $\xi = z/L_{D,1}$ and $\tau = t/T_{1,\text{in}}$ are dimensionless propagation axis and temporal delay (in the frame of reference traveling with the FW group velocity), respectively, $L_{D,1}$ is the dispersion length of the FW and $T_{1,\text{in}}$ is input pulse duration. U_1 is the dimensionless envelope amplitude, $D_1 = \sum_{m=2}^{\infty} \frac{(-i)^m k_1^{(m)}(\hat{\omega}_1)}{m!} \frac{L_{D,1}}{T_{1,\text{in}}^m} \left(\frac{\partial}{\partial \tau} \right)^m$ indicates the dimensionless dispersion operator for the FW, in which $k_j^{(m)}(\hat{\omega}_j)$ is the m -order derivative of k_j at $\hat{\omega}_j$ and $\hat{\omega}_j = \omega_j T_{1,\text{in}}$ is the dimensionless frequencies. $h_c(\tau)$ is the nonlocal cascading response function whose normalized spectral function is $\tilde{h}_c(\Omega) = \Delta k(\omega_1) / \Delta k_{\text{nonlocal}}(\Omega)$, $\Delta k_{\text{nonlocal}}$ is called nonlocal phase mismatch which will be discussed later. $h_R(\tau)$ is the material Raman response function. The dimensionless soliton numbers, N_{casc} and N_{cubic} , are linked to the nonlinear refractive indices, i.e. $N_{\text{casc}}^2 = L_{D,1} I_{\text{in}} \frac{\omega_1}{c} \left| n_{\text{casc}}^{(2)} \right|$ and $N_{\text{cubic}}^2 = L_{D,1} I_{\text{in}} \frac{\omega_1}{c} n_{\text{cubic}}$, where I_{in} is the peak intensity of the launched pump pulse. n_{cubic} is the nonlinear refractive index induced by material cubic nonlinearity which consists of electronic Kerr response $n_{\text{Kerr,el}} = (1 - f_R) n_{\text{cubic}}$ and vibrational Raman response. Compared with the NWEF, the missing effects in the NLS-like equation is: 1) XPM effects and the XPM-induced compression degradation [15, 16]; 2) divergent cascading response (known as non-stationary regime discussed later) which causes FW depletion; 3) modulated growth of the cascading nonlinearity, which stems from an amplitude modulation of the SH that is neglected in deriving Eq.(6) [28, 29].

4. Conditions of Cascading Nonlinear Soliton Pulse Compression

In the limit of large phase-mismatch, cascading nonlinearities are produced through the coupling between the FW and the harmonics. Normally, $n_{\text{casc}}^{(2)}$ dominates the cascading nonlinearity and, particularly in SHG process, it can be expressed in the form of nonlinear refractive index [1]: (in unit of m^2/W)

$$n_{\text{casc}}^{(2)} = -\frac{2\omega_1 d_{\text{eff}}^2}{\varepsilon_0 c^2 n_1^2 n_2 \Delta k} \quad (7)$$

where ω_1 is the angular frequency of the FW, $d_{\text{eff}} = \bar{\chi}^{(2)}/2$, n_1 and n_2 are refractive indices of the FW and the SH, respectively. Equation (7) means that an equivalent Kerr nonlinearity is generated by the quadratic nonlinearity, and the negative sign indicates that this nonlinearity shows an effect of self-defocusing with a positive Δk and vice versa. We remind the corresponding electronic Kerr nonlinearity $n_{\text{Kerr,el}}$ in the material, if the FW photon energy is sufficiently far away from the bandgap in the material, this nonlinearity is positive (self-focusing) [30] and therefore forms a competing nonlinearity. The self-defocusing cascading nonlinear soliton pulse compression is therefore only supported if the Kerr-like cascading nonlinearity can counterbalance and exceed the material Kerr nonlinearity and form an overall effect of self-defocusing in the crystal.

Hence, we get the basic condition of our pulse compression, i.e. $|n_{\text{casc}}^{(2)}| > |n_{\text{Kerr,el}}|$, and from this arises a critical boundary of the phase-mismatch, Δk_c , for which $n_{\text{casc}}^{(2)} + n_{\text{Kerr,el}} = 0$. An example is shown in Fig. 1(a, b), using MgOLN cut for Type-0 interaction. Within a broad wavelength region (950~1920 nm), the self-defocusing $n_{\text{casc}}^{(2)}$ is stronger than the self-focusing $n_{\text{Kerr,el}}$ while the dispersion remains normal. In this range an overall effective self-defocusing nonlinearity can be found.

Besides the basic condition of an effective self-defocusing nonlinearity, another condition, determined greatly by the nonlocal phase mismatch $\Delta k_{\text{nonlocal}}(\Omega)$, is necessary if ultrafast interaction is desired as it has a significant influence to the quality of pulse compression. One can namely derive a certain threshold of the phase-mismatch, Δk_{sr} , below which the response of the nonlocal cascading response is resonant (non-stationary), and thus unsuitable for few-cycle pulse generation, while above it is non-resonant and has ultra-broadband (stationary), i.e. ideal for few-cycle interaction. Mathematically, when including complete dispersion the nonlocal phase mismatch can be written as [16]:

$$\Delta k_{\text{nonlocal}}(\Omega) = k_2(\omega_2 + \Omega) - 2k_1(\omega_1) - \Omega k_1^{(1)}(\omega_1) = \sum_{m=2}^{\infty} \frac{\Omega^m \cdot k_2^{(m)}(\omega_2)}{m!} - d_{12}\Omega + \Delta k \quad (8)$$

where ω_2 is the frequency of the SH. $k_j^{(1)}$ is the group velocity and d_{12} is the GVM between the FW and the SH, i.e. $d_{12} = k_1^{(1)}(\omega_1) - k_2^{(1)}(2\omega_1)$. Essentially this equation describes the

dispersion of the harmonic as observed from pump reference frame and the term $\Omega k_1^{(1)}(\omega_1)$ is physically included to change the moving coordinate system from the the laboratory frame to the FW co-moving frame. A non-resonant cascading response is obtained when $\Delta k_{\text{nonlocal}}(\Omega) \neq 0$ for any (physical) frequency. The threshold phase-mismatch value Δk_{sr} marks the boundary where some particular frequency inside the FW spectrum starts to experience nonlocal phase-matching according to this condition. This threshold can be analytically obtained as $d_{12}^2/2k_2^{(2)}$ if higher order of the SH dispersion is neglected [14, 15] or like here, be numerically found. In Fig. 1(b) we show that in Type-0 MgOLN, the intrinsic Δk of the material is well within the stationary region. Therefore a clean pulse compression is expected, which can be explained as follows.

Physically, in the non-stationary region, a nonlocal phase-matching condition will be fulfilled between a frequency in the side band of the generated harmonic and the FW center frequency. Due to the narrow bandwidth and large gain of this resonance, a strong oscillation occurs in the temporal profile of the harmonic pulse, resulting in degradation on the compression quality. On the other hand, if Δk stays above threshold in the stationary region, such a phase-matching condition will not be fulfilled and therefore the harmonic is merely slaved to the FW in the usual manner through $\tilde{A}_2 \propto \tilde{h}_c F[U_1^2]$ (as a part of the cascading channel necessary for generating a FW nonlinear phase shift). In this case the bandwidth of the cascading can be extremely high, even octave-spanning if the phase-mismatch is not too close to the resonance threshold [4], and in this condition few-cycle soliton formation with a clean temporal profile of the pulse is possible.

When short and broadband pulses interact through (slightly) phase-mismatched harmonic generation, it is common consensus to interpret any resonances in the sidebands of the harmonic spectrum as simply being phase-matching points to a sideband of the FW spectrum, whose frequency detuning is such that the basic harmonic frequency locking is kept, in SHG i.e. $k_2(\omega_2) \neq 2k_1(\omega_1)$, but $k_2(\omega_2 + \Omega) = 2k_1(\omega_1 + \frac{\Omega}{2})$. However, this phase-matched sideband theory is clearly in contradiction with the nonlocal phase-matching theory here (Eq.(8)), which dictates that a resonance might occur if a sideband of the SH spectrum can become phase-matched with the FW spectrum taken at its center frequency. We now show that the nonlocal interpretation is the correct one by investigating the spectral behavior of harmonic generation in the non-stationary regime. To do that the phase-mismatch is reduced to below the resonant threshold, which can be achieved in Type-I interaction scheme by employing birefringent angle tuning close to the phase-matching point, or as we do here by employing quasi-phase-matching (QPM) technology in the Type-0 interaction scheme. Several simulations are done with different phase-mismatches and the resonant wavelengths are detected. Figure 1(c) shows the good agreement between the nonlocal theoretical prediction and the simulation results. Instead the phase-matched sideband theory does not give the correct

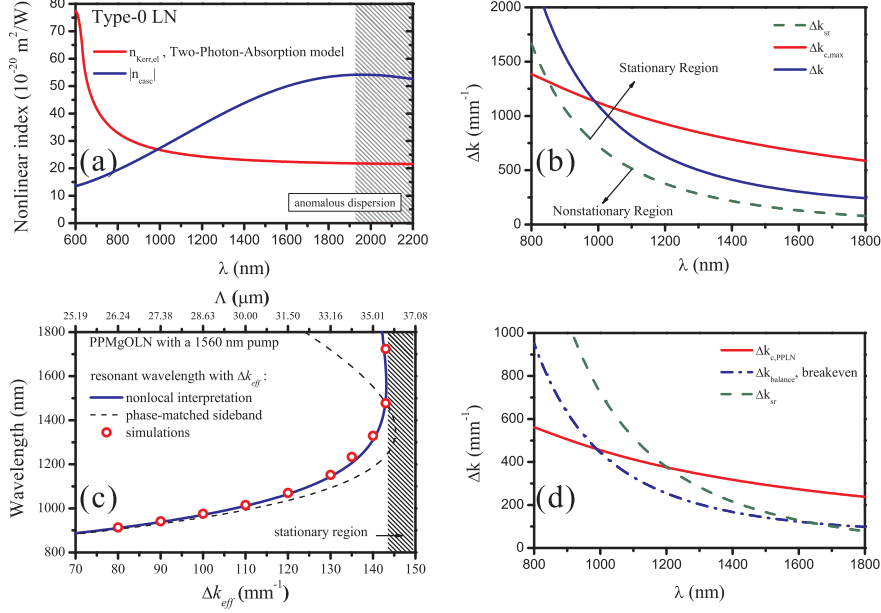


Fig. 1. Compression window of MgOLN cut for Type-0 interaction. (a) Cascading quadratic nonlinearity (using $d_{33} = 25\text{pm}/\text{V}$ at 1064 nm and Miller scaling to other wavelengths) and the native electronic Kerr nonlinearity from the so-called two-band model [4, 30]. (b) Critical boundary of producing an overall self-defocusing nonlinearity and the stationary/nonstationary threshold of the cascading nonlocal response function. (c) Radiation in the nonstationary region, showing the resonant wavelength as a function of the effective phase-mismatch, with the pump located at 1560 nm. (d) Degradation on the compression window if using a 1st order QPM on MgOLN.

description except very far from the resonant threshold predicted by the nonlocal theory.

5. QPM-induced Influence and Self-steepening Performances

QPM technology is well known as a tool to adjust phase-mismatch or even achieve an effective phase-matching. However, the price of using QPM technology is a reduced 2nd order nonlinear constant due to the pre-factor in the modulation function. For example, d_{eff} is a factor $\frac{2}{\pi}$ smaller if the 1st order QPM is employed in the material. A graphical representation of this is that Δk_{c} is reduced as shown in Fig. 1(d), while the benefit is that the phase-mismatch can be flexibly tailored rather than being fixed (in Type-0 interaction scheme). We should therefore rewrite the cascading quadratic nonlinearity in a material with 1st order QPM structure as:

$$n_{\text{casc,QPM}}^{(2)} = -\frac{2\omega_1 \left(\frac{2}{\pi} d_{\text{eff}}\right)^2}{\varepsilon_0 c^2 n_1^2 n_2 \Delta k_{\text{eff}}} \quad (9)$$

where $\Delta k_{\text{eff}} = \Delta k \pm \frac{2\pi}{\Lambda}$ and Λ is the poling period.

Since the reduction of d_{eff} is inevitable in the QPM structure, one needs to reduce Δk_{eff} to a level low enough so as to benefit from an increased cascading strength. However, doing this will have some other consequences. 1) The reduced Δk_{eff} will run the risk of getting into the resonant region. As is shown in Fig. 1(d), a break-even phase-mismatch value $\Delta k_{\text{balance}}$ lies where $n_{\text{casc,QPM}}^{(2)} = n_{\text{casc}}^{(2)}$ and it is mostly in the non-stationary region. Therefore in the particular case studied here, Type-0 LN, QPM comes with the price of having a non-stationary cascading nonlinearity except for longer wavelengths close to the zero-dispersion point. 2) The GVM-induced self-steepening effect of cascading will be enhanced as it is scaled by $\Delta k_{\text{eff}}^{-1}$. It will add to the system intrinsic self-steepening term and therefore give rise to stronger shock front on FW pulses. Moreover, with normal dispersion, self-steepening induced slow pulses will have chance to balance the Raman induced fast pulses.

To analytically prove the latter consequence, we make use of the NLS-like equation. Besides the system's intrinsic self-steepening factor, the self-steepening induced by the cascading is revealed through the 1st order response. In the weakly nonlocal limit, i.e. $U_1^2(\tau - \tau')$ is assumed slowly varying compared with the response function. Hence, it can be Taylor expanded as $U_1^2(\tau - \tau') \approx U_1^2(\tau) - \tau' \frac{\partial}{\partial \tau} U_1^2(\tau)$. The nonlocal cascading response (the second term) in Eq.(6) therefore has:

$$\begin{aligned} N_{\text{casc}}^2 \left(1 - \frac{i}{\hat{\omega}_1} \frac{\partial}{\partial \tau}\right) U_1^*(\tau) \left(1 - \frac{i}{\hat{\omega}_2} \frac{\partial}{\partial \tau}\right) \int_{-\infty}^{\infty} d\tau' h_c(\tau') U_1^2(\tau - \tau') \\ = N_{\text{casc}}^2 \left(1 - \frac{i}{\hat{\omega}_1} \frac{\partial}{\partial \tau}\right) U_1^* \left(1 - \frac{i}{\hat{\omega}_2} \frac{\partial}{\partial \tau}\right) \left(U_1^2 - i\tau_c \frac{\partial}{\partial \tau} U_1^2\right) \\ = N_{\text{casc}}^2 \left[|U_1|^2 U_1 - \frac{3i}{\hat{\omega}_1} |U_1|^2 \frac{\partial}{\partial \tau} U_1 - 2i\tau_c |U_1|^2 \frac{\partial}{\partial \tau} U_1 - \frac{i}{\hat{\omega}_1} U_1^2 \frac{\partial}{\partial \tau} U_1^* \right] + HOT \quad (10) \end{aligned}$$

where $\tau_c = \tilde{h}'_c(0) = d_{12}/\Delta k(\omega_1)T_{1,\text{in}}$ is defined as the response time of the cascading 1st perturbation and $i\tau_c = \int d\tau \cdot \tau \cdot h_c(\tau)$. It is obvious that a GVM-induced self-steepening term is produced which is scaled by τ_c and will directly change the amplitude of the field envelope, resulting in shock front on pulses [11].

On the other hand, the case of the material Raman effects is quite different. Physically, material Raman effects are well understood to working only on the phase of the field envelope, chirping pulses, transferring energy from the high-frequency components to low-frequency components and resulting in red shifting in the spectrum. Mathematically, if we analogously expand the field intensity $|U_1(\tau - \tau')|^2$ to the 1st order, the third term in Eq.(6) has:

$$\begin{aligned}
N_{\text{cubic}}^2 \left(1 - \frac{i}{\hat{\omega}_1} \frac{\partial}{\partial \tau} \right) & \left[(1 - f_R) |U_1(\tau)|^2 U_1(\tau) + f_R U_1(\tau) \int_{-\infty}^{\infty} d\tau' h_R(\tau') |U_1(\tau - \tau')|^2 \right] \\
& = N_{\text{cubic}}^2 \left(1 - \frac{i}{\hat{\omega}_1} \frac{\partial}{\partial \tau} \right) \left[|U_1|^2 U_1 - \tau_R U_1 \frac{\partial}{\partial \tau} |U_1|^2 \right] \\
& = N_{\text{cubic}}^2 \left[|U_1|^2 U_1 - \left(\frac{2i}{\omega_1} + \tau_R \right) |U_1|^2 \frac{\partial}{\partial \tau} U_1 - \left(\frac{i}{\omega_1} + \tau_R \right) U_1^2 \frac{\partial}{\partial \tau} U_1^* \right] + \text{HOT} \quad (11)
\end{aligned}$$

where $\tau_R = f_R \int d\tau \cdot \tau \cdot h_R(\tau)$ is Raman response time. Note that the definitions of τ_c and τ_R are different as the response time should be physically real-valued. Then, a real part is produced as the 1st order of the material Raman effects which directly works on the phase of the field envelope.

Furthermore, the field envelope can be separated into a real-valued amplitude multiplying a phase term [12], i.e. $U_1 = A(\xi, \tau) e^{i\varphi(\xi, \tau)}$. In the dispersionless approximation, where the propagation length is much smaller than the dispersion length, the change on the amplitude and phase can be approximately obtained as:

$$\frac{\partial A}{\partial \xi} = \left(\frac{4N_{\text{casc}}^2 - 3N_{\text{cubic}}^2}{\hat{\omega}_1} + 2\tau_c N_{\text{casc}}^2 \right) A^2 \frac{\partial A}{\partial \tau} \quad (12)$$

$$\frac{\partial \varphi}{\partial \xi} = N_{\text{eff}}^2 A^2 - 2\tau_R N_{\text{cubic}}^2 A \frac{\partial A}{\partial \tau} + \left(\frac{2N_{\text{casc}}^2 - N_{\text{cubic}}^2}{\hat{\omega}_1} + 2\tau_c N_{\text{casc}}^2 \right) A^2 \frac{\partial \varphi}{\partial \tau} \quad (13)$$

where the effective soliton number, $N_{\text{eff}} = \sqrt{N_{\text{casc}}^2 - N_{\text{cubic}}^2}$, is defined to quantify the overall self-defocusing nonlinearity. It is obvious that the cascading response time gives contributions to both the amplitude and phase change while the Raman response time only influences the phase change.

The self-steepening induced shock front on pulses is therefore understood to happen when the pre-factor on the right part of the amplitude equation (Eq.(12)) is not zero, see Fig. 2(a), in which τ_c and N_{casc} play a role as tuning parameters. A similar conclusion was reported by Moses and Wise [11] but they did not get further into the amplitude and phase dynamics. Moreover, the shock front also causes asymmetry in pulse spectrum and, in the existence of the material dispersion, therefore generates fast/slow pulses. Fig. 2(a) also shows that for lower (effective) phase mismatch, slower pulses are generated.

For the phase equation (Eq.(13)), we note that if a stable soliton is formed during the propagation, the phase chirp becomes negligible (the third term can be eliminated as $\frac{\partial \varphi}{\partial t} = 0$ for a stable soliton) and the Raman term turns to dominate (the second term), which continuously gives rise to red shifting in pulse spectrum. Then, with normal dispersion, fast pulses are generated due to the faster GV at the red-shifted wavelengths.

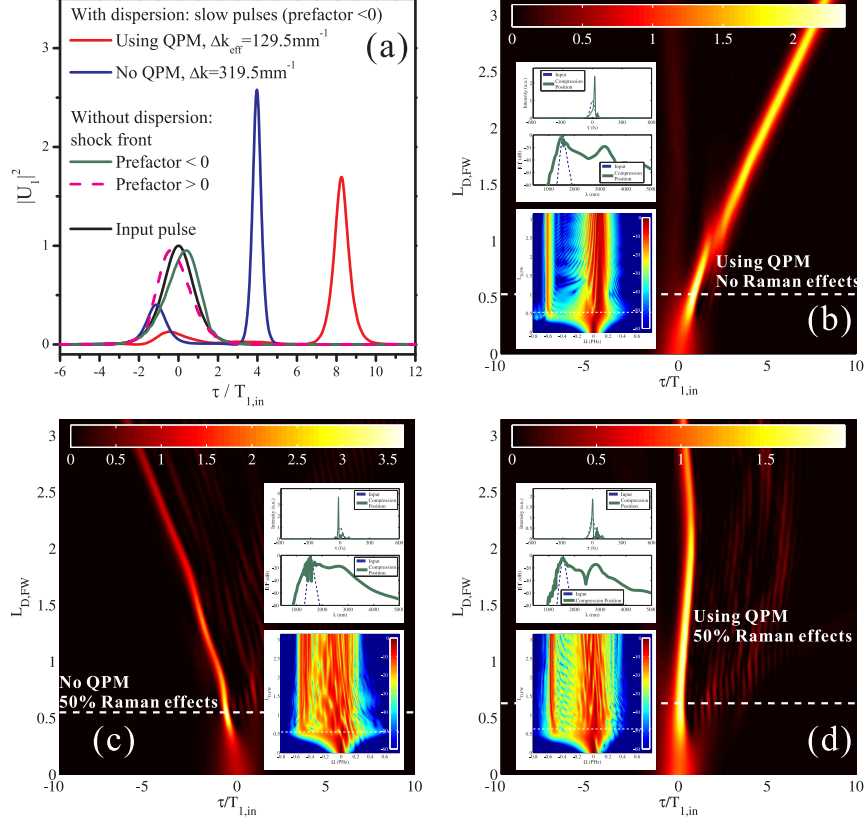


Fig. 2. Simulations of NLS-like equation on the balance of the fast/slow pulses. Dispersion properties are chosen from a LN crystal. The cascading nonlinearity is $N_{\text{casc}} = 2.60$ and the material electronic Kerr nonlinearity is $N_{\text{Kerr,el}} = 1.96$, the input pulse has a FWHM = 50 fs and a peak intensity $I_{\text{peak}} = 100\text{GW}/\text{cm}^2$, located at 1560 nm. (a) shock front on pulses and slow pulses driven by dispersion. (b) slow pulses in QPM crystal without Raman effects, in which $\Delta k_{\text{eff}} = 129.5\text{mm}^{-1}$. (c) fast pulses driven by 50% Raman effects in a bulk crystal with $\Delta k = 319.5\text{mm}^{-1}$. (d) balanced pulses generated in a QPM crystal with 50% Raman effects. The inset figures correspond to the spectrum evolutions, the temporal profiles and the spectra at the first compression point of the pulses (position marked by the white dash line).

Hence, we could expect a balance of the fast/slow pulses with the competing interaction of the cascading effects and the material Raman effects. Convincing numerical results are shown in Fig. 2(b-d) through direct simulations of Eq.(6), in which the cascading nonlinearity and the material electronic Kerr nonlinearity are always kept identical. Without Raman effects, the cascading response time will be tuned by phase mismatch parameter and generates slow pulses, see Fig. 2(b); When the Raman term is switched on as 50% of the total cubic nonlinearity, fast pulses are driven as a counterbalance to the cascading effects. In a bulk crystal where the cascading response time is quite short due to the large Δk , eventually fast pulses are generated, see Fig. 2(c). When using a QPM crystal, however, the cascading response is enhanced and may form a balance with the Raman effects, which keeps the pulses around the zero delay position, see Fig. 2(d). The oscillations split out of the pulses are dispersive waves (D-wave, also called Cherenkov wave), which are the result of a phase-matching condition of the linear part of the spectrum (the anomalous dispersion regime at longer wavelengths) to the soliton residing in the normal dispersion regime.

6. Simulations and Discussions

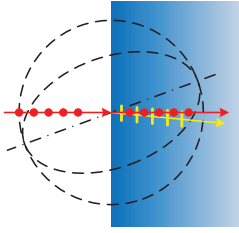
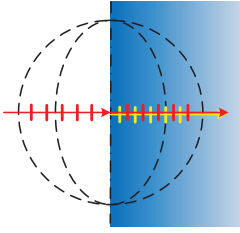
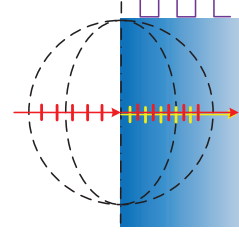
In this part, realistic simulation examples based on our master equations are shown. Few-cycle soliton pulses are generated within a short crystal length from multi-cycle pump pulses. Such a compressor has therefore great potential for improving the performance of femtosecond laser systems.

The samples we take into consideration are BBO, MgOLN and PPMgOLN, which are all uniaxial crystals within the point group $3m$. If these crystals are operated far from the band gap resonance, they are assumed to be under the Kleinman symmetry. Thus there are only a few non-zero elements in the nonlinear tensors, e.g. only 3 independent elements in 2nd order nonlinear tensor and 4 in the 3rd order nonlinear tensor. The nonlinear parameters used in the simulations here are listed in table 1. The cubic nonlinear parameters of BBO were taken from a recent literature study [26], while those for MgOLN were taken from [4]. Note that the large Raman fraction of LN was found there by comparing simulations with experimental data, as no reliable absolute Raman nonlinear coefficients could be found in the literature.

6.A. Type-I BBO at 1030 nm: A Clean Few-Cycle Soliton Pulse Compressor

A BBO crystal cut for Type-I interaction has a compression window (950-1450 nm [26], where the two compression conditions are both satisfied) for longer near-IR wavelengths [14], which can be accessed by tuning the crystal rotation angle θ . Unfortunately, the most concerned Ti:sapphire laser wavelength, 800 nm, is not included in such a window and therefore only moderate compression under a non-stationary regime could be achieved [2]. Within this

Table 1. Nonlinear parameters used for simulations

Material		BBO ($1.03\mu\text{m}$)	MgOLN ($1.3\mu\text{m}$)	PPMgOLN ($1.3\mu\text{m}$)
2 nd order nonlinear tensor elements (pm/V)	d_{22}	2.20 [5]	/	/
	d_{31}	-0.04 [5]	/	/
	d_{33}	-0.04 [5]	-23.50	-23.50
3 rd order nonlinear tensor elements (pm^2/V^2)	c_{11}	550.00 [26]	/	/
	c_{33}	-1400.00 [26]	7300	7300
	c_{16}	120.00 [26]	/	/
	c_{10}	-22.00 [26]	/	/
	f_R	0	50%	50%
Interaction type:		Type-I, Type-II	Type-0	Type-0, QPM
				

window, clean pulse compression is expected. In fact the successful generation of few-cycle compressed pulses at 1260 nm by Moses and Wise was done at such conditions. In Fig. 3 we investigate a similar scenario at 1030nm where high energy sub-picosecond pulses can be generated by an ytterbium-doped laser system. While the phonon response of BBO has been measured [31], its strength is generally believed to be very weak, so in the simulations we take $f_R = 0$. Moreover, it is relevant to mention that BBO has normal FW dispersion below 1450 nm.

The electric field of the compressed pulse is shown in Fig. 3(a). After few centimeters propagation, clean and sub-3-cycle pulses are generated. Besides, the cascading response causes shock front on the pulses and generate slow pulses through normal dispersion, see Fig. 3(b) showing the temporal evolution. In the spectral evolution Fig. 3(c, d), the FW and several harmonics are marked and cascading nonlinearities are produced among them. A weak SH is generated through the phase-mismatched SHG process (Type-I, o+o:e) while a weaker third harmonic (TH) is generated through the phase-mismatched sum frequency generation (SFG) process (Type-II, o+e:o) as well as the phase-mismatched third harmonic generation (THG) process (o+o+o:o). Since the SHG process has the smallest phase-mismatch ($\sim 55\text{mm}^{-1}$) and moderate conversion efficiency compared with other processes, the cascading quadratic nonlinearity dominates the total self-defocusing nonlinearities.

It is to our knowledge the first time that such purely spectral NWEF(s) are used to

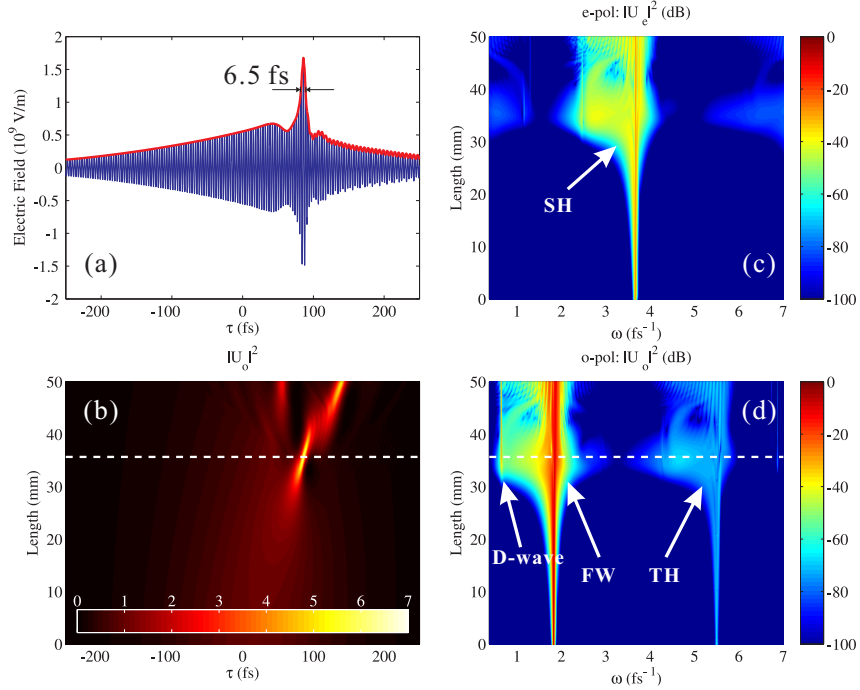


Fig. 3. Simulation of cascading nonlinear soliton pulse compression in BBO cut for Type-I interaction at 1030 nm. The rotation $(\theta, \varphi) = (20.5^\circ, -90.0^\circ)$, under which $\Delta k_c = 78.1\text{mm}^{-1}$ and $\Delta k_{\text{sr}} = 46.1\text{mm}^{-1}$. Native phase-mismatch $\Delta k = 55.4\text{mm}^{-1}$. The launched pulse has FWHM = 200 fs, peak intensity $I_{\text{in}} = 100\text{GW}/\text{cm}^2$, $n_{\text{casc}}^{(2)} = -7.86 \times 10^{-20}\text{m}^2/\text{W}$, $n_{\text{Kerr,el}|o:ooo} = 5.67 \times 10^{-20}\text{m}^2/\text{W}$, $N_{\text{eff}} = 6.00$. (a) The electric field of the 1st stage soliton (position marked by the white dash line); (b) The temporal evolution of the FW; (c, d) Spectral evolutions of both o-pol and e-pol pulses.

model the few-cycle soliton pulse generation based on a total self-defocusing nonlinearity originating from the competition between the cascading nonlinearity and material intrinsic Kerr nonlinearity. Moreover, we performed a comparison between the results of the NWEFs and the usual CWEs and found only a slight difference in the pulse's pedestal; this difference is caused by the THG that is included in the NWEFs, but since the TH is weak here only a slight difference is observed. Thus, the type I simulations in BBO traditionally done with the usual coupled-wave equations based on the SEWA [2,3,11,12,14–16] turns out to give a fairly accurate description of the dynamics in cascaded soliton compression. Nonetheless, the advantage of the NWEFs is that it automatically takes into account any type of multistep wave mixing and harmonic conversion, which cannot a priori be excluded.

6.B. Type-0 MgOLN: Few-Cycle, Fast Pulses Dominated by the Material Raman Effects

MgOLN cut for Type-0 interaction is also a good candidate for cascading nonlinear pulse compression due to its large d_{33} element. The compression window has already been shown in Fig. 1. However, in MgOLN, it seems that the Raman effect is quite dominant [4], giving a large relative fraction f_R , which causes fast pulses in time domain and red-shifting in spectrum, see Fig. 4.

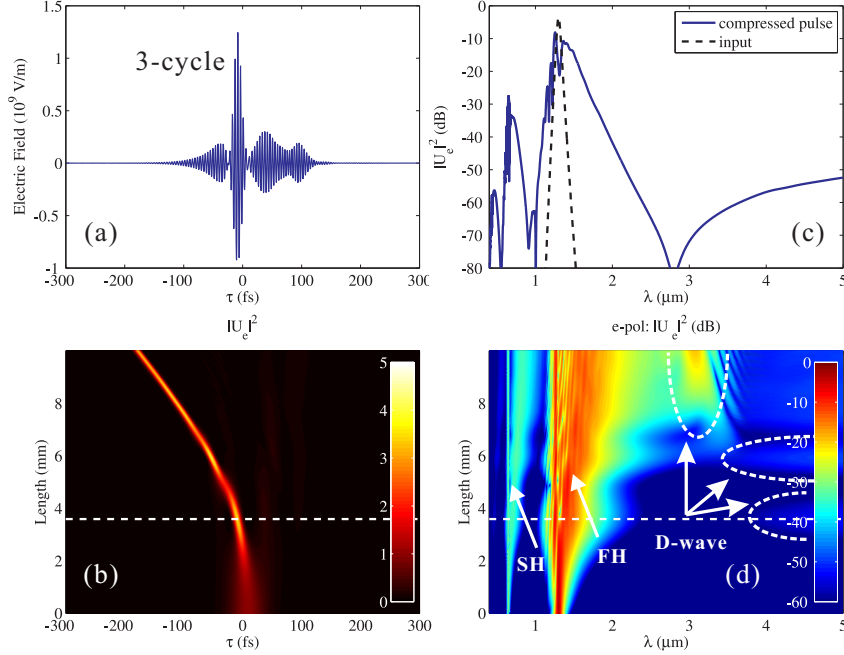


Fig. 4. Simulation of cascading nonlinear soliton pulse compression in MgOLN cut for Type-0 interaction at 1300 nm. The rotation $(\theta, \varphi) = (90^\circ, 90^\circ)$, i.e. X-cut, under which $\Delta k_c = 890.4\text{mm}^{-1}$ and $\Delta k_{sr} = 283.3\text{mm}^{-1}$. Native phase-mismatch $\Delta k = 501.5\text{mm}^{-1}$. The launched pulse has FWHM = 50 fs, peak intensity $I_{in} = 100\text{GW}/\text{cm}^2$, $n_{casc}^{(2)} = -40.05 \times 10^{-20}\text{m}^2/\text{W}$, $n_{Kerr,el} = 22.56 \times 10^{-20}\text{m}^2/\text{W}$, $\sqrt{N_{casc}^2 - N_{Kerr,el}^2} = 2.05$. (a) The electric field of the 1st stage soliton (position marked by the white dash line); (b) The temporal evolution of the FW; (c) The spectrum of the 1st stage soliton; (d) The spectral evolution of the e-pol pulse with obvious red shifting of the FW and blue shifting of the D-wave.

By launching a short 50 fs pump, 3-cycle pulses are generated within a short propagation length of around 4mm (Fig. 4(a, b)) because MgOLN has a large GVD. It is highlighted that fast pulses are dramatically driven after the soliton formation in which the Raman chirping term starts to dominate the phase dynamics (Eq.(13)). Correspondingly, obvious

red shifting in spectral evolution is observed and the D-wave becomes more blue shifted, see Fig. 4(d), a consequence of the phase-matching law between them. Compared with Zhou's experiment [4], the pulse splitting is not prominent here as we use a lower soliton order and therefore reduce the effect of Raman-induced soliton fission.

6.C. Type-0 PPMgOLN: Few-cycle, Zero Delay Pulses Generation with Enhanced D-wave

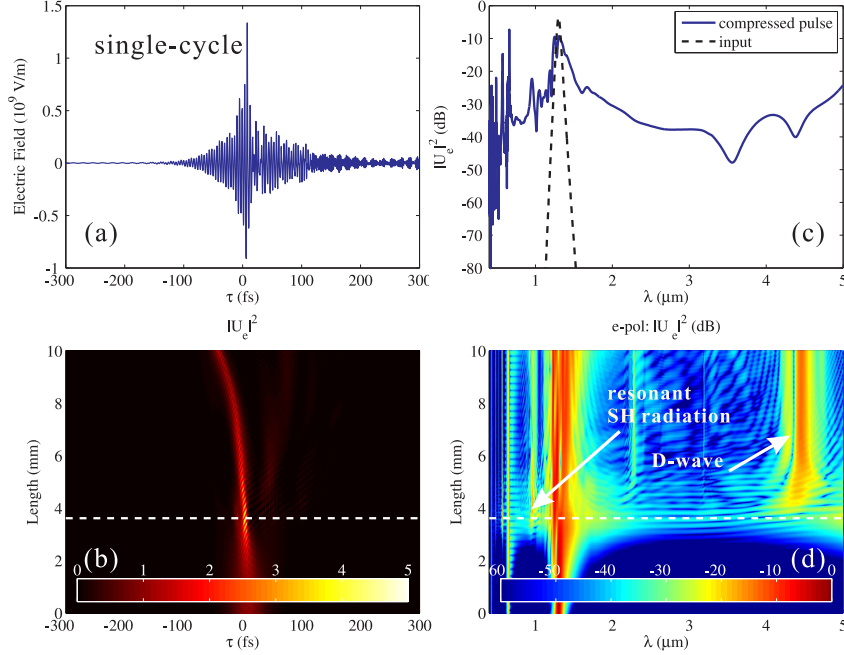


Fig. 5. Simulation of cascading nonlinear soliton pulse compression in PPMgOLN cut for Type-0 interaction at 1300 nm. The poling period is 26 μm . The rotation $(\theta, \varphi) = (90^\circ, 90^\circ)$, under which $\Delta k_{c,\text{QPM}} = 360.9\text{mm}^{-1}$ and $\Delta k_{\text{sr}} = 283.3\text{mm}^{-1}$. The effective phase-mismatch $\Delta k_{\text{eff}} = 259.8\text{mm}^{-1}$. The launched pulse has FWHM = 50 fs, peak intensity $I_{\text{in}} = 100\text{GW}/\text{cm}^2$, $n_{\text{casc,QPM}}^{(2)} = -31.32 \times 10^{-20}\text{m}^2/\text{W}$, $n_{\text{Kerr,el}} = 22.56 \times 10^{-20}\text{m}^2/\text{W}$, $\sqrt{N_{\text{casc,QPM}}^2 - N_{\text{Kerr,el}}^2} = 1.45$. (a) The electric field of the pulse (position marked by the white dash line); (b) The temporal evolution of the FW; (c) The spectrum of the pulse; (d) The spectral evolution of the pulse with resonant SH radiation and strong dispersive wave.

To make a comparison with the bulk MgOLN crystal, pulse compression in a PPMgOLN with an effective phase-mismatch in the non-stationary region is shown in Fig. 5. Using the same pump, the compressed soliton has a single-cycle spike, but overall the soliton is not as clean as Fig. 5 and has a stronger shock front. With a great reduction in the phase-mismatch, from 501.5mm^{-1} to 259.8mm^{-1} through a 26 μm QPM pitch, the 1st order response of the

cascading (scaled by τ_c) is enhanced which pulls the pulses back to the zero delay position, see Fig. 5(b) showing the temporal evolution. In the spectral evolution Fig. 5(d), Raman induced red shifting is well suppressed and the D-wave is evoked and enhanced around $4.5\mu\text{m}$. Besides, the self-steepening pre-factor is also enlarged, resulting the strong shock front on the pulses, see Fig. 5(a). Meanwhile, in the non-stationary region, nonlocal phase matching is fulfilled so that a strong resonant peak emerges in the spectrum, see Fig. 5(c,d), which generates strong temporal oscillations and degrades the compression quality.

7. Conclusions

As a conclusion, in this paper we presented the generalized nonlinear wave equations in frequency domain (NWEFs), which are for the first time extended to 3rd order induced polarization including both instantaneous cubic nonlinearities and delayed Raman effects. Any of the possible phase-matching conditions (Type-0, -I and -II) are easily modeled, and by including the anisotropy of the nonlinearities, the different wave-mixing possibilities (3- and 4-wave mixing, including third-harmonic generation and parametric up- and down-conversion) are automatically included properly. We then used the NWEFs as a platform for investigating ultrafast cascaded second-harmonic generation, in which soliton compression to few-cycle duration is possible in short nonlinear frequency conversion crystals.

We first reduced the NWEFs to a single NLS-like equation, which highlights self-steepening effects as well as the competition between cascaded nonlocal effects and cubic SPM and Raman effects. Using this reduced equation we discussed the conditions for observing optimal pulse compression. It is common to interpret the resonant SH peak, which can be observed in cascading when the phase mismatch is small, as phase-matching of the spectral sidebands. We showed that this is wrong and that it can instead be accurately described by the nonlocal theory as a phase-matching between an offset SH frequency with the FW center frequency.

The reduced NLS-like equation was also used to investigate the competition between self-steepening, Kerr self-focusing SPM, and Raman effects on one side, and on the other side cascaded contributions. Besides the self-defocusing SPM term, these cascading terms to first order contribute both to self-steepening-like terms (creating a pulse front shock) and also to higher-order phase contributions similar to the Raman effect. Since the cascading terms are tunable through the sizes and signs of the phase-mismatch and the GVM parameters, we showed that the slow/fast pulses usually associated with self-steepening and Raman effects could be balanced out by cascading: The Raman red-shift of the pulse gave fast solitons due to the faster GV at red-shifted wavelengths (normal dispersion), while GVM-induced cascading tends to slow pulses down. Therefore, pulses where the two delay effects are balanced are expected and we showed simulations where these effects appeared. In fact, we even found cases where the strong spectral red-shift from Raman was completely suppressed by strong

cascading contributions.

Finally, we showed a series of full simulations of the NWEFs, where few-cycle, clean soliton pulse compression was demonstrated. In BBO the Type-I simulations showed spectral components related to third-harmonic generation and sum-frequency mixing, but we found that the results agreed well with previous simulations of the coupled SEWA equations. In MgOLN a strong Raman contribution was investigated in the Type-0 configuration, and we showed that in a bulk crystal a few-cycle soliton forms after a few millimeters, but also that due to the dominating Raman effect the soliton is accelerated. We also performed the same simulation with the same pump but in a QPM (through periodic poling) MgOLN, where the phase mismatch was greatly reduced. In this case the cascading response is no longer optimal as it becomes spectrally resonant. The QPM case gave more characteristic phenomena in the spectrum but the temporal profile was not so clean. In addition, the soliton was no longer accelerated by Raman effects, and spectrally the Raman red-shifting was cancelled. This is a consequence of the increased cascading self-steepening from QPM.

Acknowledgement

Xianglong Zeng acknowledges the support of Marie Curie International Incoming Fellowship from EU (grant No. PIIF-GA-2009C253289) and the financial support from National Natural Science Foundation of China (60978004) and Shanghai Shuguang Program (10SG38). Morten Bache acknowledges the support from the Danish Council for Independent Research (Technology and Production Sciences, grant No. 274-08-0479 Femto-VINIR, and grant No. 11-106702 Femto-midIR).

References

1. R. DeSalvo, D. Hagan, M. Sheik-Bahae, G. Stegeman, E. Van Stryland, and H. Vanherzeele, “Self-focusing and self-defocusing by cascaded second-order effects in KTP,” *Opt. Lett.* **17**, 28–30 (1992).
2. S. Ashihara, J. Nishina, T. Shimura, and K. Kuroda, “Soliton compression of femtosecond pulses in quadratic media,” *J. Opt. Soc. Am. B* **19**, 2505–2510 (2002).
3. J. Moses and F. Wise, “Soliton compression in quadratic media: high-energy few-cycle pulses with a frequency-doubling crystal,” *Opt. Lett.* **31**, 1881–1883 (2006).
4. B. Zhou, A. Chong, F. Wise, and M. Bache, “Ultrafast and octave-spanning optical nonlinearities from strongly phase-mismatched quadratic interactions,” *Phys. Rev. Lett.* **109**, 043902 (2012).
5. D. Nikogosian, *Nonlinear optical crystals: a complete survey* (Springer, 2005).

6. T. Kartaloğlu, K. Köprülü, O. Aytür, M. Sundheimer, and W. Risk, “Femtosecond optical parametric oscillator based on periodically poled KTiOPO₄,” *Opt. Lett.* **23**, 61–63 (1998).
7. M. Sundheimer, C. Bosshard, E. Van Stryland, G. Stegeman, and J. Bierlein, “Large nonlinear phase modulation in quasi-phase-matched KTP waveguides as a result of cascaded second-order processes,” *Opt. Lett.* **18**, 1397–1399 (1993).
8. S. Ashihara, T. Shimura, K. Kuroda, N. Yu, S. Kurimura, K. Kitamura, M. Cha, and T. Taira, “Optical pulse compression using cascaded quadratic nonlinearities in periodically poled lithium niobate,” *Appl. Phys. Lett.* **84**, 1055 (2004).
9. M. Arbore, O. Marco, and M. Fejer, “Pulse compression during second-harmonic generation in aperiodic quasi-phase-matching gratings,” *Opt. Lett.* **22**, 865–867 (1997).
10. C. Phillips, C. Langrock, J. Pelc, M. Fejer, I. Hartl, and M. Fermann, “Supercontinuum generation in quasi-phasematched waveguides,” *Opt. Express* **19**, 18754–18773 (2011).
11. J. Moses and F. Wise, “Controllable self-steepening of ultrashort pulses in quadratic nonlinear media,” *Phys. Rev. Lett.* **97**, 73903 (2006).
12. F. Ilday, K. Beckwitt, Y. Chen, H. Lim, and F. Wise, “Controllable Raman-like nonlinearities from nonstationary, cascaded quadratic processes,” *J. Opt. Soc. Am. B* **21**, 376–383 (2004).
13. C. Menyuk, R. Schiek, and L. Torner, “Solitary waves due to $\chi^{(2)} : \chi^{(2)}$ cascading,” *J. Opt. Soc. Am. B* **11**, 2434–2443 (1994).
14. M. Bache, O. Bang, J. Moses, and F. Wise, “Nonlocal explanation of stationary and nonstationary regimes in cascaded soliton pulse compression,” *Opt. Lett.* **32**, 2490–2492 (2007).
15. M. Bache, J. Moses, and F. Wise, “Scaling laws for soliton pulse compression by cascaded quadratic nonlinearities,” *J. Opt. Soc. Am. B* **24**, 2752–2762 (2007).
16. M. Bache, O. Bang, W. Krolikowski, J. Moses, and F. Wise, “Limits to compression with cascaded quadratic soliton compressors,” *Opt. Express* **16**, 3273–3287 (2008).
17. M. Kolesik, P. Townsend, and J. Moloney, “Theory and simulation of ultrafast intense pulse propagation in extended media,” *IEEE J. Sel. Top. Quant. Electron.*, **18**, 494–506 (2012).
18. R. Bullough, P. Jack, P. Kitchenside, and R. Saunders, “Solitons in laser physics,” *Phys. Scripta*, **20**, 364–381 (1979).
19. A. Husakou and J. Herrmann, “Supercontinuum generation of higher-order solitons by fission in photonic crystal fibers,” *Phys. Rev. Lett.* **87**, 203901(4) (2001).
20. M. Conforti, F. Baronio, and C. De Angelis, “Nonlinear envelope equation for broadband optical pulses in quadratic media,” *Phys. Rev. A*, **81**, 053841(4) (2010).
21. R. Boyd, *Nonlinear optics* (Academic Press, 2003).

22. M. Conforti, F. Baronio, and C. De Angelis, “Modelling of broadband and single cycle phenomena in anisotropic quadratic crystals,” *J. Opt. Soc. Am. B*, **28**, 1231-1237 (2010).
23. M. Kolesik and J. Moloney, “Nonlinear optical pulse propagation simulation: From Maxwells to unidirectional equations,” *Phys. Rev. E* **70**, 036604 (2004).
24. M. Bache and F. Wise, “Type-I cascaded quadratic soliton compression in lithium niobate: Compressing femtosecond pulses from high-power fiber lasers,” *Phys. Rev. A* **81**, 053815 (2010).
25. P. Banks, M. Feit, and M. Perry, “High-intensity third-harmonic generation,” *J. Opt. Soc. Am. B* **19**, 102–118 (2002).
26. M. Bache, H. Guo, B. Zhou and X. Zeng, “The anisotropic Kerr nonlinear refractive index of β -BaB₂O₄,” arXiv:1209.3158, physics.optics (2012).
27. G. Valiulis, V. Jukna, O. Jedrkiewicz, M. Clerici, E. Rubino, and P. DiTrapani, “Propagation dynamics and x-pulse formation in phase-mismatched second-harmonic generation,” *Phys. Rev. A* **83**, 043834 (2011).
28. G. Stegeman, D. Hagan, and L. Torner, “ $\chi^{(2)}$ cascading phenomena and their applications to all-optical signal processing, mode-locking, pulse compression and solitons,” *Opt. Quant. Electron.* **28**, 1691-1740 (1996).
29. M. Bache, F. Eilenberger, and S. Minardi, “Higher-order Kerr effect and harmonic cascading in gases,” *Opt. Lett.* **37**, 4612-4614 (2012).
30. M. Sheik-Bahae, D. Hutchings, D. Hagan, and E. Van Stryland, “Dispersion of bound electron nonlinear refraction in solids,” *IEEE J. Quant. Electron.* **27**, 1296–1309 (1991).
31. P. Ney, M. Fontana, A. Maillard, and K. Polgar, “Assignment of the Raman lines in single crystal barium metaborate,” *J. Phys.: Condens. Matt.* **10**, 673 (1998).