

Observing Higgs boson production through its decay into γ -rays: A messenger for Dark Matter candidates

Nicolás Bernal,¹ Céline Boehm,^{2,3} Sergio Palomares-Ruiz,^{4,5} Joseph Silk,⁶ and Takashi Toma²

¹*Bethe Center for Theoretical Physics and Physikalisches Institut,
Universität Bonn, Nußallee 12, D-53115 Bonn, Germany*

²*Institute for Particle Physics Phenomenology, University of Durham, Durham, DH1 3LE, UK*

³*LAPTH, U. de Savoie, CNRS, BP 110, 74941 Annecy-Le-Vieux, France.*

⁴*Centro de Física Teórica de Partículas (CFTP), Instituto Superior Técnico,
Universidade Técnica de Lisboa, Av. Rovisco Pais 1, 1049-001 Lisboa, Portugal*

⁵*Instituto de Física Corpuscular (IFIC), CSIC-Universitat de València,
Apartado de Correos 22085, E-46071 Valencia, Spain*

⁶*UMR7095 - Institut d'Astrophysique de Paris - 98 bis boulevard Arago - 75014 Paris*

(Dated: today)

In this Letter, we study the γ -ray signatures subsequent to the production of a Higgs boson in space by dark matter annihilations. We investigate the cases where the Higgs boson is produced at rest or slightly boosted and show that such configurations can produce characteristic bumps in the γ -ray data. These results are relevant in the case of the Standard Model-like Higgs boson provided that the dark matter mass is about 63 GeV, 109 GeV or 126 GeV, but can be generalised to any other Higgs boson masses. Here, we point out that it may be worth looking for a 63 GeV line since it could be the signature of the decay of a Standard Model-like Higgs boson produced in space, as in the case of a di-Higgs final state if $m_\chi \simeq 126$ GeV. We show that one can set generic constraints on the Higgs boson production rates using its decay properties. In particular, using the *Fermi*-LAT data from the galactic center, we find that the dark matter annihilation cross section into γ + a Standard Model-like Higgs boson produced at rest or near rest cannot exceed $\langle\sigma v\rangle \sim$ a few 10^{-25} cm³/s or $\langle\sigma v\rangle \sim$ a few 10^{-27} cm³/s respectively, providing us with information on the Higgs coupling to the dark matter particle. We conclude that Higgs bosons can indeed be used as messengers to explore the dark matter mass range.

I. INTRODUCTION

On-going searches at the LHC have been rewarded by one of the greatest particle physics discoveries that could possibly be made in such a machine, namely the finding of a seemingly new fundamental scalar or pseudo-scalar particle [1–4]. At present measurements of the couplings of this new boson to Standard Model (SM) particles along with the absence of charged particles tend to suggest that this is a SM Higgs boson. However this remains to be proven.

While such a discovery certainly validates our understanding of the origin of particle masses, it also constrains the types of theories that could be proposed to go beyond the Standard Model (BSM). For instance, some of the simplest Supersymmetric (SUSY) models which have been proposed in the literature tend to predict a mass for the Higgs boson that is smaller than the measured value $m_H \simeq 125 - 126$ GeV [5] and are therefore likely to be ruled out. Moreover, the good agreement between the measured branching ratios and those expected in the SM (apart perhaps for the two-photon channel) enables one to set a stringent constraint on the Higgs invisible decay width and to constrain theories in which the Higgs is strongly coupled to the dark matter (DM) candidate (χ) [6].

Nevertheless, the information collected so far at the LHC is not sufficient to exclude the possibility that this new boson has a BSM origin. In fact, some non-minimalistic SUSY extensions were shown to predict a ‘light’ Higgs boson with essentially indistinguishable characteristics from those expected within the SM (the remainder of the spectrum in this model being typically beyond the scale accessible at LHC) [7]. Hence, at present the origin of this new boson remains an open

question and one needs more clues to determine whether this Higgs boson candidate has a SM origin or not. Examining its ‘dark’ coupling using other tools than the LHC could be one way to proceed.

In this Letter, we propose to exploit this discovery together with recent astrophysical data to constrain the Higgs boson production cross section in some specific annihilating DM scenarios. We shall focus on the SM-like boson with a mass of 126 GeV, but our analysis can be extended to any Higgs boson candidate. Now that a SM-like Higgs (or a new) boson has been discovered and its main characteristics are well determined, one can make use of its decay properties (and in particular the photon spectrum subsequent to the Higgs boson decay) to determine whether it has been produced by DM in our galactic halo, for instance. Observing the decay of a Higgs boson produced at rest (or slightly boosted) in space would indeed be suggestive of new physics and provide a new window on long-lived neutral particles. The scheme that we have in mind is the production of one or two Higgs bosons by DM annihilations, although an analogous exercise can be done for decaying DM, with similar qualitative arguments for DM masses a factor of 2 higher. Once a Higgs boson is produced, it is expected to decay immediately, thereby generating γ -rays. If the associated flux is large enough, this could lead to anomalous features in the γ -ray spectrum (in particular, an excess of photons at some specific energies with respect to the background expectations) which can be searched for. Note that in what follows we will only focus on the γ -ray emission from the galactic centre, but our analysis could be extended to other regions of the Milky Way as well as the emission arising from DM annihilations in dwarf galaxies.

The γ -ray signature associated with a SM-like Higgs boson decay in our galaxy is expected to be a smooth continuum spectrum due to the Higgs decay into SM particles [8]. However, here we show that if the Higgs boson is produced at rest, its decay into two gamma ($H \rightarrow \gamma\gamma$) could lead to a potentially detectable monochromatic line at $E_\gamma \sim 63$ GeV in addition to the continuum, even though the associated branching ratio is very suppressed with respect to other channels.

The corresponding signal in an experiment such as *Fermi*-LAT should be a bump around $E_\gamma = m_H/2$ (that is $E_\gamma \sim 63$ GeV for a SM-like Higgs boson) and possibly a broad γ -ray excess at lower energies, depending on the ratio between the line and the continuum. Here we show that it is worth looking for such a line in γ -ray data, as it could be a mean to probe specific annihilating DM scenarios. In particular, in the case of a SM-like Higgs boson, one could probe DM masses of about $m_\chi \simeq 63$ GeV (for $\chi\chi \rightarrow H\gamma$), $m_\chi \simeq 109$ GeV (for $\chi\chi \rightarrow HZ$) or $m_\chi \simeq 126$ GeV (for $\chi\chi \rightarrow HH$)¹.

In Section II we discuss the production of the SM-like Higgs boson at rest in DM annihilations. After reviewing the possible DM annihilation processes which can create one (or two) Higgs boson(s) in the final state, we study the detectability of the signature of a Higgs boson decay with the Large Area Telescope (*Fermi*-LAT) on board the *Fermi* mission and discuss the implications for DM scenarios. We also comment on the slightly boosted Higgs boson in Section III and conclude in Section IV.

II. HIGGS BOSON PRODUCED AT REST BY DM ANNIHILATIONS

In order to produce a Higgs boson in space and at rest, the DM mass and spin must have specific values. Quantitative statements depend on how many Higgs bosons are produced in the final state. In the case of DM annihilations into two SM-like Higgs bosons, the DM mass must be about $m_\chi \simeq m_H \simeq 126$ GeV (regardless of its spin). If on the contrary, DM annihilations produce only one SM-like Higgs boson plus a photon in the final state, the DM mass must be about $m_\chi \simeq m_H/2 \simeq 63$ GeV (assuming that it has a spin-1/2 or spin-1) while it should be about 109 GeV if it produces a Higgs boson plus a Z boson in the final state (assuming a spin-0, 1/2 or spin-1). In what follows, we will focus on these three specific cases, as they lead to the production of SM-like Higgs bosons at rest but, of course, an analogous analysis can be done for heavier (presumably BSM) Higgs bosons. We now point out some general Higgs boson production mechanisms which could prevail for DM candidates with a mass $m_\chi \simeq 63$ GeV, 109 GeV and 126 GeV. Examples of relevant Feynman diagrams are given in Fig. 1.

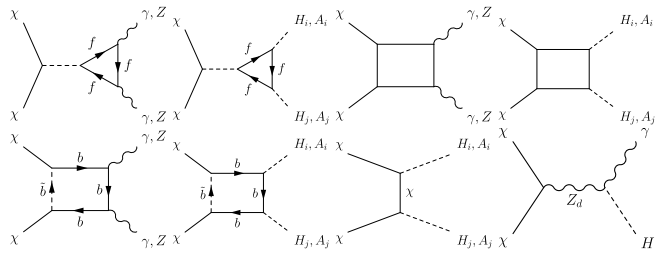


FIG. 1: Examples of Feynman diagrams associated with relevant process discussed in this paper.

A. Production mechanisms for $m_\chi \simeq 126$ GeV

DM candidates with a mass slightly greater than 126 GeV can produce two Higgs bosons at rest or near rest in the final state either through box diagrams or, if DM is directly coupled to the Higgs, through tree-level process (see Fig. 1).

In a SUSY framework for example, two Higgs bosons can be produced via box diagrams involving, e.g., charginos and W boson or quarks and squarks from the third generation [10]. Disregarding for the moment the possible velocity-squared dependence which arises due to the Majorana nature of the neutralino, these diagrams are expected to be relatively suppressed with respect to other annihilation channels which occur at tree-level (such as for example neutralino annihilations into $b\bar{b}$ or W^+W^- via a t -channel sbottom or chargino exchange respectively). However they could still be sizable if the Higgs boson has large couplings to the particles in the box or if there is a large mass degeneracy between the neutralino and the chargino (χ^\pm) for example (if we consider the $\chi^\pm - W^\mp$ box diagram [10–13]). Alternatively, the DM could also pair annihilate into two Higgs bosons through a pseudo-scalar Higgs boson s -channel exchange. If, in particular, the mass of the pseudo-scalar is about twice the DM mass, one expects a large resonant interaction and potentially a large di-Higgs boson production.

In both cases however, one also expects a large DM pair annihilation rate into two $\gamma\gamma$, ZZ , $Z\gamma$, $H\gamma$, HZ leading to extra γ -ray lines. In many scenarios, these process are related, thus giving interesting constraints on the model. However, large branching ratios into $\gamma\gamma$, ZZ , $Z\gamma$, $H\gamma$, HZ could be detrimental to the searches for a 63 GeV line. For example, in ‘conventional’ BSM scenarios such as SUSY, the di-photon final state is supposed to be slightly larger than the di-Higgs production (notably because it is not phase-space suppressed). Since the di-photon final state relies on charged loop diagrams, one therefore expects a large production of charged particles from the DM pair annihilations at tree-level which poses a problem for the detectability of the 63 GeV line. Indeed, if the contribution from annihilations into b -quarks is significant, it is likely that the line at 63 GeV would be totally swamped by the continuum γ -ray emission resulting from the b hadronization, fragmentation and subsequent decay, with an endpoint energy equal to the DM mass, $m_\chi \simeq 126$ GeV.

There are several ways out, nevertheless. For example, if the charged particles which contribute to the direct photon

¹ For the DM masses under consideration, the DM-induced synchrotron signal lies at radio frequencies. Present radio data from the galactic center could also give constraints on DM properties [9].

emission (loop-suppressed) are all heavier than the DM [14], the DM pair annihilation into such particles is not kinematically allowed, thus enabling the di-Higgs final state to be visible. In SUSY, this means that one would have to suppress the t -channel sbottom exchange diagram and perhaps introduce a singlet-like heavy Higgs boson mostly coupled to very heavy charged particles [14]. Alternatively, there could be scenarios where the di-photon and di-Higgs final states are produced by enhanced box diagrams but in which the sbottom exchanges are very suppressed so that the production of b -quarks at tree-level is suppressed. In scenarios with a SM-like Higgs boson and no extra pseudo-scalar boson, the tree-level production of b -quarks is expected to be velocity-suppressed. If potential loop/box process, susceptible to imply b -quarks at tree-level, are also suppressed by the introduction of very heavier mediators, the detectability of the 63 GeV line originating from enhanced box diagrams could be significant.

We also note that in models such as the NMSSM where one can have both a very heavy (A) and very light (a) pseudo-scalar Higgs bosons, the requirement of having a resonant A exchange if $m_\chi \simeq 126$ GeV (i.e., $m_A = 2m_\chi \simeq 252$ GeV) implies that one could also produce at tree-level the Aa final state, with A produced at rest. The decay of the A into two photons could then generate a line at 126 GeV which could be confused with the direct (resonant) DM pair annihilations into two photons. The dominance of one process over the other would mostly depend on the mass difference $|m_A - 2m_\chi|$ and the strength of the coupling of the neutralino to the Higgs boson, which itself is constrained by the width of the invisible Higgs decay channel [15–17]. Such an ambiguity in the origin of a possible line at $E \simeq 126$ GeV in this framework could be of interest in the context of the 130 GeV and 111 GeV bumps observed in the *Fermi*–LAT data [18–25].

For candidates with this mass ($m_\chi \simeq 126$ GeV), the condition of predicting a 63 GeV line from a SM-like Higgs boson produced at rest guarantees a final state with two SM-like Higgs bosons. However should such a line be seen, one would have to disentangle it from the direct annihilations of DM particles with a mass of $m_\chi \simeq 63$ GeV into two photons. Also it may be challenging to disentangle the di-Higgs boson final state from the $H\gamma$ final state. These aspects will be discussed in the next section.

Note that all the final states mentioned above have already been considered in detail in the literature for generic DM masses (see, e.g., Refs. [8, 10, 11]). However, to our knowledge, the γ -ray signature expected from a Higgs boson decay produced by a ~ 126 GeV DM candidate has not been studied explicitly². Many authors have exploited the presence of a single photon in DM pair annihilation final states as a γ -ray signature [8, 12, 27–33]. However, the possibility of these prompt photon lines being accompanied by additional lines due to Higgs production at rest has not been pointed out.

To our knowledge, the fact that the DM pair annihilation into two photons could be simply confused with a Higgs boson (not necessarily SM-like) production, when $m_H \simeq 2m_\chi$, has not been mentioned in the literature yet.

B. Production mechanisms for $m_\chi \simeq 63$ GeV

Due to their mass, candidates with $m_\chi \simeq 63$ GeV can only produce one SM-like Higgs boson at rest in the final state. The DM spin is then fixed by the nature of the second particle in the final state. The exact final state can also enable one to determine the Higgs boson production mechanism. For example, the $H\gamma$ final state implies that the Higgs boson production must be a loop-suppressed process since the DM is assumed to be neutral and cannot produce a photon in the final state without coupling to charged particles (unless one considers ‘dipole’ DM [34]).

Usually one exploits the presence of a single photon in the final state to look for such a process (see, e.g., Ref. [8]). However, the corresponding direct γ -ray line would appear at very low energy, namely $E_\gamma = m_\chi (1 - m_H^2/(4m_\chi^2)) \ll 1$ GeV, to which *Fermi*–LAT might still be sensitive. Hence the only line that is experimentally accessible comes from the Higgs decay at 63 GeV. Nevertheless, observing such a line may not unambiguously point towards the production of a Higgs boson: DM pair annihilations into $\gamma\gamma$ could also produce a monochromatic line at the same energy as the Higgs boson decay if the DM mass is about 63 GeV. Hence, there could be some confusion about the origin of the line, even though such a detection would definitely point towards new physics.

In some models, this possible confusion could be solved by simply comparing the expected cross sections in different channels. For example, in scenarios with photon mixing [35], the Z_d s -channel exchange into γH would be larger than the $\gamma\gamma$ final state, so a signal at 63 GeV could be expected. However there could be tricky situations. For example, if $m_\chi \simeq 63$ GeV, both the $\chi\chi \rightarrow \gamma\gamma$ and $\chi\chi \rightarrow H\gamma$ process are expected to be very large if they are realized through a Higgs portal, i.e., $\chi\chi \rightarrow H \rightarrow \gamma\gamma, H\gamma$. The kinematic condition to see a line at $m_\chi \simeq m_H/2 \simeq 63$ GeV indeed immediately implies that the H exchange is resonant. Hence, both final states should be copiously produced. If H is the SM Higgs boson, the magnitude of $\chi\chi \rightarrow \gamma\gamma$ versus $\chi\chi \rightarrow H\gamma$ is fixed by the ratio of the $t-t-\gamma$ versus the $t-t-H$ couplings and the phase space factor. Thus, for a SM-like Higgs boson produced very close to rest, the phase space factor eventually suppresses a bit the $H\gamma$ final state. Yet, ultimately one should detect the sum of the two contributions.

Note that the importance of the $\chi\chi \rightarrow \gamma\gamma$ and $\chi\chi \rightarrow H\gamma$ processes through the SM-like Higgs portal ultimately depends on the mass difference $\Delta = 2m_\chi - m_H$, as well as the $\chi-\chi-H$ coupling. The latter can be tuned (in fact reduced) to compensate for the smallness of Δ , in order to avoid too large a resonant annihilation effect, although it cannot be arbitrarily large. The maximum value of the $\chi\chi \rightarrow H \rightarrow \gamma\gamma$ cross section is actually set indirectly by the ATLAS and CMS experiments. The associated cross section is maximal when both

² γ -ray fluxes have been calculated and can be obtained from Ref. [26] for different DM masses for DM annihilations into a pair of SM-like Higgs bosons, though.

Δ becomes smaller than the Higgs boson decay width (Γ_H) and the $\chi - \chi - H$ coupling is maximal. Both are being measured at LHC through the Higgs visible and invisible decay width [36]. A too large $\chi - \chi - H$ coupling would make the Higgs decay invisible and be in conflict with SM predictions.

The above discussion assumes that the DM pair annihilation through the Higgs portal cross section is not velocity-dependent. However, if they turn out to be suppressed and box diagrams are more important, models with kinetic mixing might again lead to a larger value of the cross section for the $H\gamma$ final state (with respect to the $\gamma\gamma$ final state).

Would such a line be seen, it would remain to be determined whether it originates from a SM-like Higgs boson decay into two photons or a model of the type discussed above. However, when $m_\chi \simeq 63$ GeV, the DM pair annihilations into any other channel would produce a γ -ray spectrum with energies $E_\gamma < m_\chi$. Hence the line at ~ 63 GeV would not be buried under the continuum spectrum unlike what could occur for $m_\chi > 63$ GeV, as discussed in the previous subsection.

C. Production mechanisms for $m_\chi \simeq 109$ GeV

When the DM mass is about 109 GeV, the $\chi\chi \rightarrow HZ$ process can occur (for both bosonic and fermionic DM) via a t -channel DM exchange diagram (if DM can couple directly to the Higgs) or a s -channel Z exchange diagram. This process can also occur through box diagrams.

For such a value of the DM mass, both the Z and SM-like H bosons are produced close to rest and should lead to distinctive signatures. In addition to the 63 GeV line from the SM-like Higgs boson decay, there could be a line at ~ 109 GeV coming from the DM annihilations into two photons. Associated with this case, there could also be a line at ~ 72 GeV from the direct photon in the $H\gamma$ final state if this channel is not suppressed. The dominance of one over the other one depends again on the couplings and exact process, while their visibility essentially depends on the background at these energies. Note that γ -ray line at ~ 109 GeV from direct annihilation into two photons could be consistent with the possible line detected at 111 GeV [20, 21] and could be used to constrain the DM interactions.

D. Additional remarks

The results displayed in the next section hold independently of whether the new particle discovered at CERN is the Higgs boson or not. Since the observed branching ratios are compatible with the SM Higgs predictions (within 2σ), our conclusion regarding whether one can see a monochromatic line at ~ 63 GeV should remain identical.

Some of the Higgs production mechanisms that we discuss in this paper may be associated with a large spin-independent elastic scattering cross section with a nucleon and could be ruled out by DM direct detection experiments. In particular if the DM has a mass in the GeV-TeV range, its interactions could be severely constrained by the XENON100 exper-

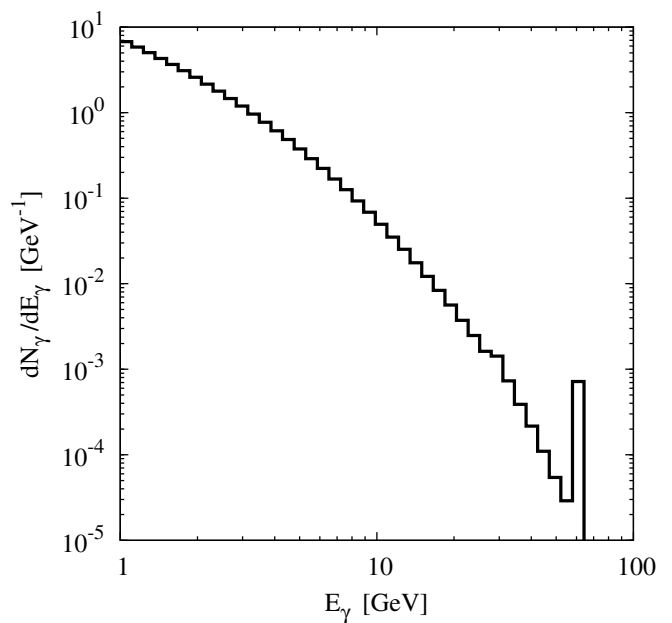


FIG. 2: Number of photons per GeV produced by the decay of a SM-like Higgs boson with mass of 126 GeV produced at rest. The line at 63 GeV from $H \rightarrow \gamma\gamma$ is suppressed, but nevertheless distinguishable from the continuum that arises from the Higgs boson decay into the rest of SM particles. Note that the very small excess at 30 GeV is due to the prompt photon coming from $H \rightarrow Z\gamma$.

iment [37, 38]. Since this requires to specify a model and we intend to set model-independent constraints, we assume that the underlying DM particle model is compatible with the results from the latest direct detection experiments. However, for concrete models such a compatibility has to be checked.

E. Detectability of the line emission and continuum

The γ -ray emission subsequent to Higgs production typically occurs from the Higgs boson decay into, e.g., $\gamma\gamma$, $b\bar{b}$, etc. Since all the channels have very well-known branching ratios, the γ -ray flux can be predicted quite accurately (albeit astrophysical uncertainties).

Predictions depend on the photon energy spectrum dN_γ/dE_γ associated with the Higgs boson decay. Typically, for a Higgs boson of about 126 GeV produced at rest, one expects a smooth spectrum (due to dominant decay into $b\bar{b}$) plus a monochromatic line due to $H \rightarrow \gamma\gamma$ [39–41]. In the SM, (for $m_H = 126$ GeV) the Higgs boson decay into $\gamma\gamma$ is suppressed by a factor of $\sim 4 \times 10^{-3}$ with respect to the $b\bar{b}$ final state [41], so one may think that the γ -ray line is hidden by the continuum. However, channels such as $b\bar{b}$ emit photons at lower energies than $E = m_H/2$ (owing to final state radiation, hadronization, fragmentation and decay). As a result, even though the flux associated with the monochromatic line is meant to be suppressed, in principle it could be distinguishable from the continuum emission. In order to compute the dN_γ/dE_γ spectrum, we use PYTHIA 6.4 [42], where we

set the branching ratio for $H \rightarrow \gamma\gamma$ to 2.28×10^{-3} [41]³. The result is displayed in Fig. 2. Clearly, the monochromatic line appears to be distinguishable from the smooth spectrum, even though it is suppressed.

Now, we estimate the associated flux from DM annihilations (an analogous analysis could be performed for decaying DM) around the galactic center and compare it to the current *Fermi*–LAT data. We will assume a generic DM candidate, with a thermal average of the annihilation cross section times the relative velocity of $\langle\sigma v\rangle \equiv \langle\sigma v_{DMDM \rightarrow H+(\gamma,Z,H)}\rangle = 3 \times 10^{-26} \text{cm}^3/\text{s}$, where in each case we consider that the only annihilation channel is HH , $H\gamma$ or HZ .

The differential flux of prompt γ -rays generated from DM annihilations in the smooth DM halo from a direction within a solid angle $\Delta\Omega$ is given by [28]

$$\frac{d\Phi_\gamma}{dE_\gamma} = \eta \frac{\langle\sigma v\rangle}{m_\chi^2} \frac{dN_\gamma}{dE_\gamma} \frac{1}{8\pi} \int_{\Delta\Omega} d\Omega \int_{\text{los}} \rho(r(s,\Omega))^2 ds, \quad (1)$$

$$\frac{d\Phi_\gamma}{dE_\gamma} = 9.27 \cdot 10^{-9} \text{cm}^{-2} \text{s}^{-1} \times \eta \times \frac{dN_\gamma}{dE_\gamma} \times \left(\frac{\int J(\psi) d\Omega}{20.5 \text{sr}} \right) \left(\frac{m_\chi}{100 \text{GeV}} \right)^{-2} \left(\frac{\langle\sigma v\rangle}{3 \cdot 10^{-26} \text{cm}^3/\text{s}} \right) \left(\frac{\rho_\odot}{0.386 \text{GeV}/\text{cm}^3} \right)^2 \left(\frac{R_\odot}{8.25 \text{kpc}} \right), \quad (2)$$

with the dimensionless quantity $J(\psi)$ defined as

$$J(\psi) = \frac{1}{R_\odot \rho_\odot^2} \int_{\text{los}} \rho(r(s,\Omega))^2 ds, \quad (3)$$

where for the distance from the Sun to the galactic center and for the local DM density we use $R_\odot = 8.25 \text{kpc}$ and $\rho_\odot = 0.386 \text{GeV}/\text{cm}^3$, respectively [43].

Although for some DM density profiles, the integration of $J(\psi)$ in the solid angle of observation can be done analytically [44], here we consider an Einasto profile [45], for which there is no analytical solution, and compute it numerically. This density profile is parametrized as

$$\rho(r) = 0.193 \rho_\odot \exp \left[-\frac{2}{\alpha} \left(\left(\frac{r}{r_s} \right)^\alpha - 1 \right) \right], \quad \alpha = 0.17, \quad (4)$$

where $r_s = 20 \text{kpc}$ is a characteristic length.

Following Refs. [51–55], we consider a $20^\circ \times 20^\circ$ squared region centred on the galactic center, for which $\int J(\psi) d\Omega = 20.5 \text{sr}$. In Fig. 3 we compare the expected flux from this region and compare it with the *Fermi*–LAT data. To obtain the measured flux, we take the *Fermi*–LAT data obtained from August 4, 2008 to October 1, 2012. We extract the data from the *Fermi* Science Support Center archive [56] and select only events classified as CLEAN. We use a zenith angle cut of 105°

where dN_γ/dE_γ is the differential γ -ray yield, η is a symmetry factor which for Majorana DM is equal to 1 and 1/2 if DM is not a self-conjugate particle, $\rho(r)$ is the DM density profile and r is the distance from the galactic center. The spatial integration of the square of the DM density profile is performed along the line of sight within the solid angle of observation $\Delta\Omega$. More precisely, $r = \sqrt{R_\odot^2 - 2sR_\odot \cos\psi + s^2}$, and the upper limit of integration is $s_{\text{max}} = \sqrt{(R_{\text{MW}}^2 - \sin^2\psi R_\odot^2) + R_\odot \cos\psi}$, where ψ is the angle between the direction of the galactic center and that of observation and R_\odot is the distance from the Sun to the galactic center. Being the contributions at large scales negligible, the choice of the size of the Milky Way halo, R_{MW} is not crucial.

Thus, the flux of DM annihilations can be written as

to avoid contamination by the Earth's albedo and the instrument response function P7CLEAN_V6.

In the upper panel of Fig. 3 we show the γ -ray spectra for three different annihilation channels, $H\gamma$ (upper red line), HZ (black dotted line) and HH (orange line), in which the Higgs is produced very close to rest. The DM mass for each case is $m_\chi = 63 \text{GeV}$, 109GeV and 126GeV , respectively. As can be seen from the plot, the fluxes for the three cases are very similar, but the $H\gamma$ final state is slightly more visible than the two others⁴, mainly because of the lower value of the DM mass in this case. Since the flux scales linearly with the cross section, these lines emerge from the γ -ray background when the associated production cross section is greater than $\langle\sigma v\rangle \sim 2.5 (5) \times 10^{-25} \text{cm}^3/\text{s}$ for $H\gamma(HH)$, thereby ruling out a Higgs boson production cross section larger than this value. This can be seen from the lower panel of Fig. 3, where we show the value of $\langle\sigma v\rangle$ for which the signal would be equal to the observed background. Interestingly enough, for the case of DM annihilations into $H\gamma$ or HH , producing Higgs at rest, the γ -ray line from the very suppressed $H \rightarrow \gamma\gamma$ channel (see Fig. 2), is expected to provide a more restrictive limit than the dominant continuum.

The limits that we sketch are very conservative as they assume no background from astrophysical sources. A dedicated search for Higgs boson decay lines would require to account for the background modeling and to optimize the detection

³ Note that the default value in PYTHIA 6.4 is 3.45×10^{-3} . Also notice that the best fit for the LHC measurement is 2.9 times the SM value and, at 95% confidence level, it could be up to 5.4 times the SM one [46] (see also Refs. [47–50]).

⁴ Let us stress again that the γ -rays in this case are only those coming from Higgs decay. For $m_\chi \simeq 63 \text{GeV}$, the direct photon lies at energies well below detection threshold for *Fermi*–LAT.

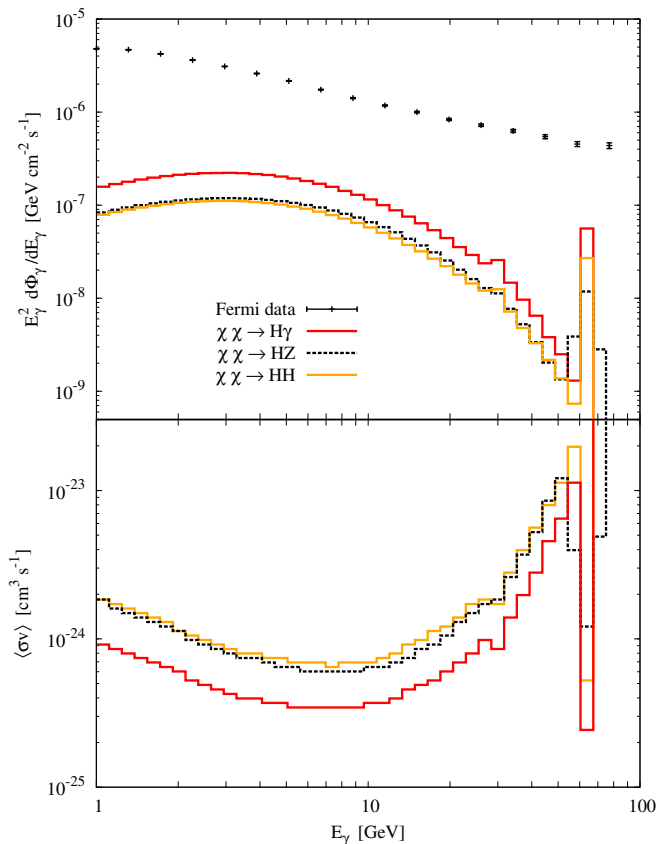


FIG. 3: *Upper panel:* Potential γ -ray flux from the galactic center due to DM annihilating into $H\gamma$ (upper red line), HZ (black dotted line) and HH (orange line), when the Higgs is produced very close to rest, i.e., for $m_\chi = 63$ GeV, 109 GeV and 126 GeV, respectively. The results are for an Einasto profile for a $20^\circ \times 20^\circ$ squared region around the galactic centre and for $\langle\sigma v\rangle = 3 \times 10^{-26} \text{cm}^3/\text{s}$. The dots represent the *Fermi*-LAT data points in that region for about 4 years. *Lower panel:* Values of the annihilation cross section for each case for which the signal flux would be equal to the background flux. Note that the astrophysical sources are not subtracted from the data points.

window [18–25]. However here we simply want to illustrate the potential detectability of these lines. Note that our limits are in agreement with the detailed *Fermi*-LAT searches of γ -ray lines [57]. These were obtained by the *Fermi*-LAT analysis for $m_\chi \simeq 63$ GeV and $\chi\chi \rightarrow \gamma\gamma$ can be directly compared to the ones presented here for $\chi\chi \rightarrow H\gamma$ and $m_\chi \simeq 63$ GeV. While the *Fermi*-LAT limit is $\langle\sigma v\rangle \sim 3 \times 10^{-28} \text{cm}^3/\text{s}$ (cf. Fig. 15 in Ref. [57]), we obtain $\langle\sigma v\rangle \sim 2.5 \times 10^{-25} \text{cm}^3/\text{s}$, the $\sim 10^{-3}$ difference coming from the branching ratio for $H \rightarrow \gamma\gamma$. Similarly, for the case of $\chi\chi \rightarrow HH$ and $m_\chi \simeq 126$ GeV, the limit obtained from the γ -ray line from Higgs decay is just a factor of 2 weaker than that for $\chi\chi \rightarrow H\gamma$ and $m_\chi \simeq 63$ GeV (explained as a factor of 2 in favour of HH due to having two Higgs bosons and a factor of 4 in favour of $H\gamma$ due to the factor of two in the DM mass).

In DM models where there is a correlation between the di-photon and $H\gamma$, HZ and/or HH final states, the ratio of the flux associated with the prompt γ -ray line to that of the

Higgs boson decay line can be used to test the model. In particular when $m_\chi \simeq 126$ GeV, one expects the following ratio

$$\frac{\Phi_{\gamma\gamma}}{\Phi_{HH}} = \frac{1}{BR_{H \rightarrow \gamma\gamma}} \times \frac{\sigma_{\nu\gamma\gamma}}{\sigma_{\nu HH}}.$$

In the absence of evidence for a specific DM model and a precise correlation between these two final states, searching for the Higgs decay line could allow us to obtain a constraint on the DM-Higgs boson interactions. The main difficulty associated with these searches consists in removing the astrophysical background sources but these searches are worthwhile, as they could reveal new physics and point towards models with multiple scalar and pseudo-scalar Higgs bosons with large DM-Higgs couplings, for example.

III. BOOSTED HIGGS AND MULTIPLE HIGGS BOSONS SCENARIOS

We can now investigate the case of boosted Higgs production and multiple Higgs scenarios.

A. Boosted Higgs boson

The Higgs boson decay line considered in the previous section is now replaced by a broad excess which shows up as a less prominent feature. For $\chi\chi \rightarrow HH$, this box-shaped part of the spectrum is a particular case of those studied in Ref. [58]. However, in the cases discussed here, this broad excess is accompanied by a smooth spectrum from the Higgs decay into all other possible channels plus a possible line due to prompt photon emission in the $H\gamma$ final state.

These features are illustrated in Fig. 4, where the γ -ray spectrum due to Higgs decay for a Higgs boson ($m_H = 126$ GeV) produced with an energy $E_H \simeq 130$ GeV is depicted. Over the continuum from the other Higgs decay channels, a bump at ~ 60 GeV, corresponding to the Higgs boson decay into two photons, can still be distinguished. Below 10 GeV, the continuum is two orders of magnitude (or more) brighter than the line, so the limit on the Higgs boson production, for DM masses for which the Higgs boson is boosted, is actually obtained from the continuum rather than from the broad excess at $E_\gamma \sim 60$ GeV. This can be seen in Fig. 5, which is analogous to Fig. 3, but now for $m_\chi = 81$ GeV ($H\gamma$), 111 GeV (HZ) and 130 GeV (HH), such that, for all these cases, the produced Higgs has an energy close to 130 GeV.

For the $H\gamma$ final state, note that there is a γ -ray line emitted at 32 GeV, in addition to the box-shaped spectrum at $E_\gamma \sim 50$ –80 GeV and the continuum from Higgs decays. This line originates from the prompt γ in the final state and provides the most stringent bound on Higgs boson production cross section. Actually, in the case of $\chi\chi \rightarrow H\gamma$, the prompt γ -ray is always in the energy window accessible by *Fermi*-LAT if the Higgs is not produced very close to rest. Using the *Fermi*-LAT data for this annihilation channel and for $m_\chi \simeq 81$ GeV, we obtain a limit of about $\langle\sigma v\rangle \lesssim 4 \times 10^{-27} \text{cm}^3/\text{s}$. This is comparable to the γ -ray line limits obtained by *Fermi*-LAT for $\chi\chi \rightarrow \gamma\gamma$ with $m_\chi \simeq 32$ GeV, that is $\langle\sigma v\rangle \lesssim 2 \times 10^{-28} \text{cm}^3/\text{s}$

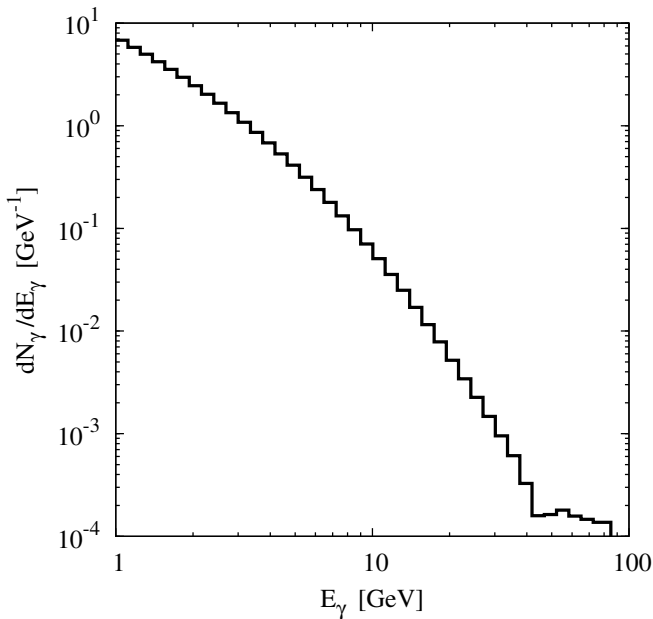


FIG. 4: Number of photons per GeV expected from the decay of a boosted SM-like Higgs boson with $m_H = 126$ GeV produced with an energy $E_H = 130$ GeV. As one expects, due to the boost, there is no line at 63 GeV from $H \rightarrow \gamma\gamma$, but one can nevertheless see a broad (box-shaped) emission.

(cf. Fig. 15 in Ref. [57]), after correcting the $\chi\chi \rightarrow H\gamma$ cross section limit by a factor of $(1/2)(32/81)^2$ to account for the fact that there is only one prompt photon in the $H\gamma$ final state with respect to $\gamma\gamma$ and that the DM mass is different.

B. Multiple Higgs bosons scenarios

In minimal SUSY models, in addition to a SM-like Higgs, one expects a heavier CP-even Higgs (H_2) and a heavier CP-odd Higgs (A). If the heavier CP-odd Higgs boson mass is about $2m_\chi$, annihilations into $\gamma\gamma$ through CP-odd Higgs portal could be resonant and produce a line at m_χ . In fact, this process has been proposed to explain the bump at 130 GeV in the *Fermi*-LAT data [59–61]. In these configurations, the $A\gamma$ and $H_2\gamma$ final states might be possible too, leading to the production of a CP-odd Higgs boson on-shell or slightly boosted CP-even H_2 if $m_{H_2} \simeq m_A$. These final states should be slightly suppressed with respect to the $\gamma\gamma$ final states due to the phase-space suppression factor, but would still contribute to the γ -ray data at $E_\gamma = m_\chi$.

In the NMSSM, final states such as Aa and H_2a may be possible too, with a a second pseudo-scalar Higgs boson which can be light and A, H_2 two heavy Higgs bosons [62]. Such final states could lead to the production of Higgs bosons produced at rest when $2m_\chi \simeq m_{A, H_2} + m_a$ and could be resonant when $m_a \ll m_A$. The same process could be in fact relevant for low DM mass scenarios such as those discussed in Ref. [7].

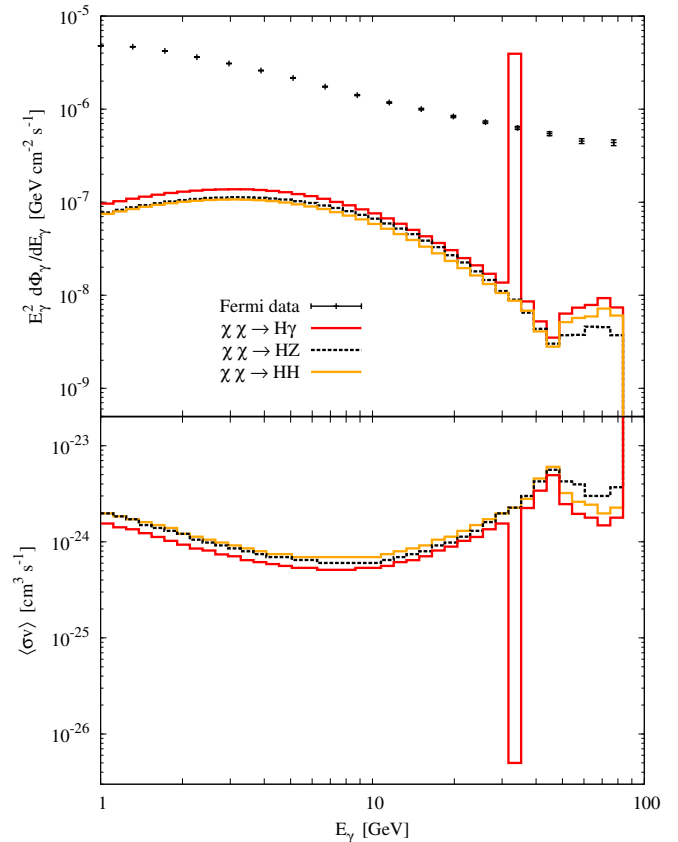


FIG. 5: Same as Fig. 3, but for DM masses such that the Higgs boson is produced with an energy $E_H \simeq 130$ GeV, i.e., for $m_\chi = 81$ GeV ($H\gamma$, upper red line), 111 GeV (HZ , black dotted line) and 130 GeV (HH , orange line).

IV. CONCLUSIONS

In this Letter, we have considered the γ -ray signatures from the decay of a Higgs boson produced in our galactic halo from DM annihilations. We have considered, in particular, the case where the Higgs boson is SM-like (with a mass of 126 GeV and SM branching ratios) and showed that the Higgs boson production cross section for annihilating DM particles with masses $m_\chi \simeq 63$ GeV, 109 GeV and 126 GeV (Higgs produced very close to rest), cannot exceed $\langle\sigma v\rangle \sim \text{few} \times 10^{-25} \text{cm}^3/\text{s}$. The limit is in fact mostly driven by the γ -ray line from $H \rightarrow \gamma\gamma$. These results can be trivially generalised to other Higgs boson masses (as relevant in BSM models with multiple Higgs bosons and Higgs mass spectrum such as the NMSSM) leading to different DM scenarios.

We have also considered the case of a slightly boosted Higgs boson and shown that the associated signature would exhibit a broad (box-shaped) γ -ray excess. However, the continuum associated with the other Higgs boson decay modes and to the second particle in the final state would lead to a brighter γ -ray emission, which can be used to constrain the Higgs boson production cross section. Focusing in particular on the $H\gamma$ final state for a SM-like Higgs boson produced

with an energy $E_H = 130$ GeV, we find that the Higgs boson production cross section cannot exceed $\sim 4 \times 10^{-27} \text{cm}^3/\text{s}$.

Therefore, we have obtained a simple estimate for the limit on the Higgs boson production cross section that is independent of any other DM annihilation channels and demonstrates that performing Higgs boson decay line searches could be useful to probe the Higgs boson dark couplings (i.e., couplings to DM particles). This must be compared to the limits set on the invisible Higgs boson decay branching ratios obtained by using LHC measurements (*cf.*, for example, Ref. [17]), but the two approaches (collider and indirect detection searches) are complementary.

Acknowledgments

We would like to thank M. Cirelli, M. Dolan, G. Gómez-Vargas and C. McCabe for useful discussions. NB is sup-

ported by the DFG TRR33 ‘The Dark Universe’. CB and SPR thank the Galileo Galilei Institute for Theoretical Physics for its hospitality. JS and CB are supported by the ERC advanced grant ‘DARK’ at IAP, Paris. SPR is partially supported by the Portuguese FCT through CERN/FP/123580/2011 and CFTP-FCT UNIT 777, which are partially funded through POCTI (FEDER) and by the Spanish Grant FPA2011-23596 of the MINECO. TT is supported by the European ITN project (FP7-PEOPLE-2011-ITN, PITN-GA-2011-289442-INVISIBLES). Numerical computation in this work was partially carried out at the Yukawa Institute Computer Facility.

-
- [1] S. Chatrchyan et al. (CMS Collaboration), *Phys.Lett.* **B710**, 403 (2012), 1202.1487.
- [2] S. Chatrchyan et al. (CMS Collaboration), *Phys.Lett.* **B710**, 26 (2012), 1202.1488.
- [3] G. Aad et al. (ATLAS Collaboration), *Phys.Rev.Lett.* **108**, 111803 (2012), 1202.1414.
- [4] G. Aad et al. (ATLAS Collaboration), *Phys.Lett.* **B710**, 49 (2012), 1202.1408.
- [5] A. Arbey, M. Battaglia, A. Djouadi, and F. Mahmoudi, *JHEP* **1209**, 107 (2012), 1207.1348.
- [6] C. Englert, J. Jaeckel, E. Re, and M. Spannowsky, *Phys.Rev.* **D85**, 035008 (2012), 1111.1719.
- [7] D. A. Vásquez, G. Bélanger, C. Boehm, J. Da Silva, P. Richardson, and C. Wymant, *Phys.Rev.* **D86**, 035023 (2012), 1203.3446.
- [8] C. Jackson, G. Servant, G. Shaughnessy, T. M. Tait, and M. Taoso, *JCAP* **1004**, 004 (2010), 0912.0004.
- [9] R. Laha, K. C. Y. Ng, B. Dasgupta, and S. Horiuchi, *Phys.Rev.* **D87**, 043516 (2013), 1208.5488.
- [10] L. Bergström and P. Ullio, *Nucl.Phys.* **B504**, 27 (1997), hep-ph/9706232.
- [11] Z. Bern, P. Gondolo, and M. Perelstein, *Phys.Lett.* **B411**, 86 (1997), hep-ph/9706538.
- [12] F. Boudjema, A. Semenov, and D. Temes, *Phys.Rev.* **D72**, 055024 (2005), hep-ph/0507127.
- [13] G. Bélanger, C. Boehm, M. Cirelli, J. Da Silva, and A. Pukhov, *JCAP* **1211**, 028 (2012), 1208.5009.
- [14] M. Dolan and C. McCabe, Article in preparation.
- [15] R. E. Shrock and M. Suzuki, *Phys.Lett.* **B110**, 250 (1982).
- [16] M. Pospelov and A. Ritz, *Phys.Rev.* **D84**, 113001 (2011), 1109.4872.
- [17] C. Englert, M. Spannowsky, and C. Wymant, *Phys.Lett.* **B718**, 538 (2012), 1209.0494.
- [18] T. Bringmann, X. Huang, A. Ibarra, S. Vogl, and C. Weniger, *JCAP* **1207**, 054 (2012), 1203.1312.
- [19] C. Weniger, *JCAP* **1208**, 007 (2012), 1204.2797.
- [20] A. Rajaraman, T. M. Tait, and D. Whiteson, *JCAP* **1209**, 003 (2012), 1205.4723.
- [21] M. Su and D. P. Finkbeiner (2012), 1206.1616.
- [22] M. Su and D. P. Finkbeiner (2012), 1207.7060.
- [23] T. Bringmann and C. Weniger, *Phys.Dark Univ.* **1**, 194 (2012), 1208.5481.
- [24] A. Hektor, M. Raidal, and E. Tempel (2012), 1209.4548.
- [25] D. P. Finkbeiner, M. Su, and C. Weniger, *JCAP* **1301**, 029 (2013), 1209.4562.
- [26] M. Cirelli, G. Corcella, A. Hektor, G. Hutsi, M. Kadastik, et al., *JCAP* **1103**, 051 (2011), 1012.4515.
- [27] P. Ullio and L. Bergström, *Phys.Rev.* **D57**, 1962 (1998), hep-ph/9707333.
- [28] L. Bergström, P. Ullio, and J. H. Buckley, *Astropart.Phys.* **9**, 137 (1998), astro-ph/9712318.
- [29] M. Perelstein and A. Spray, *Phys.Rev.* **D75**, 083519 (2007), hep-ph/0610357.
- [30] M. Gustafsson, E. Lundstrom, L. Bergström, and J. Edsjö, *Phys.Rev.Lett.* **99**, 041301 (2007), astro-ph/0703512.
- [31] E. Dudas, Y. Mambrini, S. Pokorski, and A. Romagnoni, *JHEP* **0908**, 014 (2009), 0904.1745.
- [32] Y. Mambrini, *JCAP* **0912**, 005 (2009), 0907.2918.
- [33] G. Bertone, C. Jackson, G. Shaughnessy, T. M. Tait, and A. Vallinotto, *JCAP* **1203**, 020 (2012), 1009.5107.
- [34] K. Sigurdson, M. Doran, A. Kurylov, R. R. Caldwell, and M. Kamionkowski, *Phys.Rev.* **D70**, 083501 (2004), astro-ph/0406355.
- [35] H. Davoudiasl, H.-S. Lee, and W. J. Marciano, *Phys.Rev.* **D85**, 115019 (2012), 1203.2947.
- [36] B. A. Dobrescu and J. D. Lykken, *JHEP* **1302**, 073 (2013), 1210.3342.
- [37] E. Aprile et al. (XENON100 Collaboration), *Phys.Rev.Lett.* **109**, 181301 (2012), 1207.5988.
- [38] J. H. Davis, T. Ensslin, and C. Boehm (2012), 1208.1850.
- [39] J. R. Ellis, M. K. Gaillard, and D. V. Nanopoulos, *Nucl.Phys.* **B106**, 292 (1976).
- [40] A. Djouadi, M. Spira, and P. Zerwas, *Phys.Lett.* **B311**, 255 (1993), hep-ph/9305335.
- [41] S. Dittmaier et al. (2012), 1201.3084.
- [42] T. Sjöstrand, S. Mrenna, and P. Z. Skands, *JHEP* **0605**, 026 (2006), hep-ph/0603175.
- [43] R. Catena and P. Ullio, *JCAP* **1008**, 004 (2010), 0907.0018.
- [44] J. Lavalle, C. Boehm, and J. Barthes, *JCAP* **1002**, 005 (2010), 0907.5589.

- [45] J. Einasto, Trudy Inst. Astrofiz. Alma-Ata **51**, 87 (1965).
- [46] T. Corbett, O. Éboli, J. González-Fraile, and M. González-García, Phys.Rev. **D86**, 075013 (2012), 1207.1344.
- [47] D. Carmi, A. Falkowski, E. Kuflik, and T. Volansky, JHEP **1207**, 136 (2012), 1202.3144.
- [48] A. Azatov, R. Contino, and J. Galloway, JHEP **1204**, 127 (2012), 1202.3415.
- [49] J. Espinosa, C. Grojean, M. Mühlleitner, and M. Trott, JHEP **1205**, 097 (2012), 1202.3697.
- [50] M. Montull and F. Riva, JHEP **1211**, 018 (2012), 1207.1716.
- [51] P. D. Serpico and G. Zaharijas, Astropart. Phys. **29**, 380 (2008), 0802.3245.
- [52] T. E. Jeltema and S. Profumo, JCAP **0811**, 003 (2008), 0808.2641.
- [53] L. Pieri, J. Lavalle, G. Bertone, and E. Branchini, Phys. Rev. **D83**, 023518 (2011), 0908.0195.
- [54] N. Bernal and S. Palomares-Ruiz, Nucl.Phys. **B857**, 380 (2012), 1006.0477.
- [55] N. Bernal and S. Palomares-Ruiz, JCAP **1201**, 006 (2012), 1103.2377.
- [56] <http://fermi.gsfc.nasa.gov/cgi-bin/ssc/LAT/LATDataQuery.cgi>.
- [57] M. Ackermann et al. (Fermi-LAT Collaboration), Phys.Rev. **D86**, 022002 (2012), 1205.2739.
- [58] A. Ibarra, S. López Gehler, and M. Pato, JCAP **1207**, 043 (2012), 1205.0007.
- [59] L. López-Honorez, T. Schwetz, and J. Zupan, Phys.Lett. **B716**, 179 (2012), 1203.2064.
- [60] D. Das, U. Ellwanger, and P. Mitropoulos, JCAP **1208**, 003 (2012), 1206.2639.
- [61] L. Wang and X.-F. Han, Phys.Rev. **D87**, 015015 (2013), 1209.0376.
- [62] J. F. Gunion, Y. Jiang, and S. Kraml, Phys.Rev. **D86**, 071702 (2012), 1207.1545.