

Dimensionality effects in the LDOS of ferromagnetic hosts probed via STM: spin-polarized quantum beats and spin filtering

A. C. Seridonio^{1,2}, S. C. Leandro¹, L. H. Guessi¹, E. C. Siqueira¹,
F. M. Souza³, E. Vernek³, M. S. Figueira⁴, and J. C. Egues⁵

¹*Departamento de Física e Química, Universidade Estadual Paulista, 15385-000, Ilha Solteira, SP, Brazil*

²*Instituto de Geociências e Ciências Exatas - IGCE, Universidade Estadual Paulista, Departamento de Física, 13506-970, Rio Claro, SP, Brazil*

³*Instituto de Física, Universidade Federal de Uberlândia, 38400-902, Uberlândia, MG, Brazil.*

⁴*Instituto de Física, Universidade Federal Fluminense, 24210-340 Niterói, RJ, Brazil*

⁵*Instituto de Física de São Carlos, Universidade de São Paulo, 13560-970, São Carlos, SP, Brazil.*

We theoretically investigate the local density of states (LDOS) probed by a STM tip of ferromagnetic metals hosting a single adatom and a subsurface impurity. We model the system via the two-impurity Anderson Hamiltonian. By using the equation of motion with the relevant Green functions, we derive analytical expressions for the LDOS of two host types: a surface and a quantum wire. The LDOS reveals Friedel-like oscillations and Fano interference as a function of the STM tip position. These oscillations strongly depend on the host dimension. Interestingly, we find that the spin-dependent Fermi wave numbers of the hosts give rise to spin-polarized *quantum beats* in the LDOS. While the LDOS for the metallic surface shows a damped beating pattern, it exhibits an opposite behavior in the quantum wire. Due to this absence of damping, the wire operates as a spatially resolved spin filter with a high efficiency.

PACS numbers: 07.79.Fc, 74.55.+v, 85.75.-d, 72.25.-b

I. INTRODUCTION

The local density of states (LDOS) of electronic systems with impurities can exhibit Fano line shapes, due to the quantum interference between different electron paths. Such interference arises from the itinerant electrons that travel through the host and tunnel into the impurity sites.^{1,2} For a single magnetic adatom in the Kondo regime³ probed by a scanning tunneling microscope (STM) tip, interesting features manifest when one has a spin-polarized electron bath present. Here we mention the splitting of the Kondo peak in the differential conductance due to the itinerant magnetism of the host.⁴ Such hallmark has already been found experimentally in an Fe island with a Co adatom.⁵ Additionally, the STM system can also operate as a Fano-Kondo spin-filter due to a spin-polarized tip and a nonmagnetic host.^{6,7} In the absence of a ferromagnetic host, the Fano-Kondo profile becomes doubly degenerate.⁸⁻²³ Away from the Kondo regime, a spin diode emerges.²⁴

In the condensed matter literature on scanning microscopy, there is a profusion of work discussing spin-dependent phenomena employing ferromagnetic leads coupled to quantum dots or adatoms in the Kondo regime.^{4,6,7,31-50} Here we mention those with metallic samples and buried impurities, in which the anisotropy of the Fermi surface plays an important role in electron tunneling.²⁵⁻³⁰ According to the experiment of Prüser *et al.*²⁵, such anisotropy allows atoms of Fe and Co beneath the Cu(100) surface to scatter electrons in preferential directions of the material due to an effect called “electron focusing”. In this scenario, the STM becomes a new tool for the detection of the Fermi surface signatures in the real lattice of a metal. In contrast, much less attention

has been devoted to spin-polarized systems away from the Kondo regime and with two impurities.

Thus we present in this work a theoretical description of the systems sketched in Fig. 1. We show that interesting phenomena such as the spin-polarized quantum beats in the LDOS and the spin-filtering effect arise. To this end, we consider two distinct geometries consistent with recent experiments: a metallic surface and a quantum wire. The 2D case emulates the Fe island in Ref.[5]. The quantum wire on the other hand, mimics the “electron focusing” effect investigated in Ref.[25]. Interestingly, we note that the pioneering quantum wire treatment for “electron focusing” in a side-coupled geometry can be found in Ref.[29]. In this treatment the noninteracting single impurity Anderson model⁵¹ was solved in one dimension by considering the impurity above the wire. We should also point out that the full ab-initio calculation that yields to “electron focusing” in Ref.[25] can be qualitatively recovered by the simple quantum wire model adopted in Ref.[29].

Here we extend this one-dimensional treatment of the Anderson Hamiltonian by including a spin-dependent DOS for the wire, a second lateral impurity right beneath it and Coulomb interaction in both impurities. We perform our study in the framework of the two-impurity Anderson model by employing the equation of motion approach to calculate the LDOS of the system. The Hubbard I approximation⁵² is used by assuming for the sake of simplicity infinite Coulomb energies at the impurities. We show that the LDOS can be written in terms of the Fano factor, the Friedel-like function for charge oscillations and the spin-dependent Fermi wave numbers of the host. Such quantities lead to spin-polarized quantum beats in the LDOS. We also show that this effect

is strongly correlated to the host dimensionality. Thus the quantum beats in the LDOS of the metallic surface present a long-range damped behavior in contrast to the undamped one found in the quantum wire system. Such distinct features originate from the specific forms assumed by the Fano factor and Friedel function, which depend on the dimensionality of the host. Therefore the metallic surface and the quantum wire become spatially resolved spin filters, where the latter displays a higher efficiency due to the undamped LDOS.

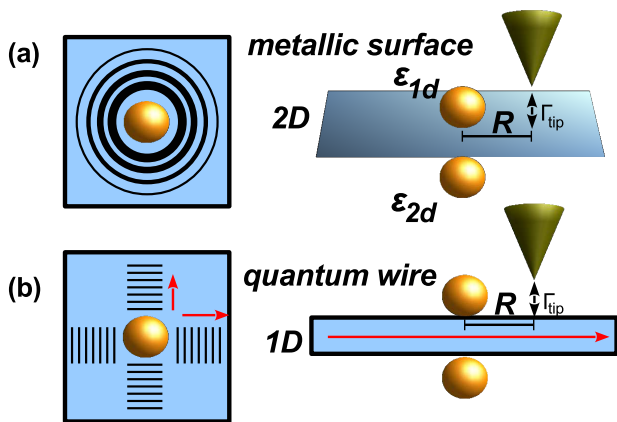


Figure 1. (Color online) Side-coupled geometry with two impurities in presence of a STM tip. Γ_{tip} is the tip-host coupling. a) left panel: 2D evanescent waves appear in the LDOS of a metallic surface. The system is treated as a two-dimensional electron gas showed in the right panel. b) left panel: the confinement of 1D waves in specific directions (perpendicular wave fronts) is due to the “electron focusing” effect (see Ref.[25]). Each direction is modeled by a quantum wire as illustrated in the right panel.

This paper is organized as follows. In Sec. II, we show the theoretical model of the ferromagnetic hosts with the impurities in the side-coupled geometry as sketched in Fig. 1 and derive the LDOS formula for both systems, the metallic surface and the quantum wire. The decoupling scheme Hubbard I⁵² for the Green functions is presented in Sec. III. In Sec. IV, we discuss the results for the quantum beats in the LDOS and the spin-filtering. The conclusions appear in Sec. V.

II. THEORETICAL MODEL

A. Hamiltonian

In order to probe the LDOS of the ferromagnetic hosts, we represent a STM tip weakly connected to hosts hybridized to a pair of side-coupled impurities as outlined in Fig. 1. The systems we investigate are described according to the two-impurity Anderson model given by the Hamiltonian³

$$\mathcal{H} = \sum_{\vec{k}\sigma} \varepsilon_{\vec{k}\sigma} c_{\vec{k}\sigma}^\dagger c_{\vec{k}\sigma} + \sum_{j\sigma} \varepsilon_{jd\sigma} d_{j\sigma}^\dagger d_{j\sigma} + \sum_j U_j d_{j\uparrow}^\dagger d_{j\uparrow} d_{j\downarrow}^\dagger d_{j\downarrow} + \sum_{j\vec{k}\sigma} \left[\frac{V_{j\vec{k}\sigma}}{\sqrt{\mathcal{N}_\sigma}} \phi_{\vec{k}\sigma}(\vec{R}_j) c_{\vec{k}\sigma}^\dagger d_{j\sigma} + \frac{V_{j\vec{k}\sigma}^*}{\sqrt{\mathcal{N}_\sigma}} \phi_{\vec{k}\sigma}^*(\vec{R}_j) d_{j\sigma}^\dagger c_{\vec{k}\sigma} \right], \quad (1)$$

The spin-polarized electron gas forming the hosts is described by the operator $c_{\vec{k}\sigma}^\dagger$ ($c_{\vec{k}\sigma}$) for the creation (annihilation) of an electron in a quantum state labeled by the wave vector \vec{k} , spin σ and energy $\varepsilon_{\vec{k}\sigma}$. For the impurities, $d_{j\sigma}^\dagger$ ($d_{j\sigma}$) creates (annihilates) an electron with spin σ in the state $\varepsilon_{jd\sigma}$, with $j = 1, 2$. The third term of Eq. (1) accounts for the on-site Coulomb interaction U_j at the j th impurity placed at position \vec{R}_j . In our calculations, we assume $U_1 = U_2 \rightarrow \infty$ (single occupancy of the impurities). Finally, the last two terms mix the host continuum of states and the levels $\varepsilon_{jd\sigma}$. This hybridization occurs at the impurity sites \vec{R}_j via the host-impurity couplings $V_{j\vec{k}\sigma}$ and the plane waves $\phi_{\vec{k}\sigma}(\vec{R}_j) = e^{i\vec{k}\cdot\vec{R}_j}$. \mathcal{N}_σ is the number of conduction states for a given spin σ . The ferromagnetic hosts are considered spin-polarized electron baths, characterized by the polarization

$$P = \frac{\rho_{FM\uparrow} - \rho_{FM\downarrow}}{\rho_{FM\uparrow} + \rho_{FM\downarrow}}, \quad (2)$$

in which

$$\rho_{FM\sigma} = \frac{1}{2D_\sigma} = \rho_0(1 + \sigma P) \quad (3)$$

is the density of states of the hosts in a Stoner-like framework^{53,54} expressed in terms of the spin-dependent half-width D_σ and the density ρ_0 for the case $P = 0$.

B. LDOS for the spin-polarized systems

To obtain the host LDOS we introduce the retarded Green function in the time coordinate,

$$\mathcal{G}_\sigma(t, \vec{R}) = -\frac{i}{\hbar} \theta(t) \mathcal{Z}_{FM}^{-1} \sum_n e^{-\beta E_n} \times \langle n | \left[\tilde{\Psi}_\sigma(\vec{R}, t), \tilde{\Psi}_\sigma^\dagger(\vec{R}, 0) \right]_+ | n \rangle, \quad (4)$$

where

$$\tilde{\Psi}_\sigma(\vec{R}) = \frac{1}{\sqrt{\mathcal{N}_\sigma}} \sum_{\vec{k}} \phi_{\vec{k}\sigma}(\vec{R}) c_{\vec{k}\sigma} \quad (5)$$

is the fermionic operator describing the quantum state of the host site placed below the STM tip, \hbar is the Planck constant divided by 2π , $\theta(t)$ the step function at the instant t , $\beta = 1/k_B T$ with k_B as the Boltzmann constant

and T the system temperature, \mathcal{Z}_{FM} and $|n\rangle$ are the partition function and a many-body eigenstate of the system Hamiltonian [Eq. (1)], respectively, and $[\dots, \dots]_+$ is the anticommutator for Eq. (5) evaluated at distinct times. From Eq. (4) the spin-dependent LDOS at a site \vec{R} of the host [see Fig. 1] can be obtained as

$$\rho_{LDOS}^\sigma(\varepsilon, R) = -\frac{1}{\pi} \text{Im} \left\{ \tilde{\mathcal{G}}_\sigma(\varepsilon^+, \vec{R}) \right\}, \quad (6)$$

where $\tilde{\mathcal{G}}_\sigma(\varepsilon^+, \vec{R})$ is the time Fourier transform of $\mathcal{G}_\sigma(t, \vec{R})$. Here, $\varepsilon^\pm = \varepsilon + i\eta$ and $\eta \rightarrow 0^+$. In what follows we first develop a general formalism for impurities localized at arbitrary positions \vec{R}_j and \vec{R}_l ; later on we take the limit $\vec{R}_j = \vec{R}_l = \vec{0}$, in order to treat the side-coupled geometry of this work.

To obtain an analytical expression for the LDOS we apply the equation-of-motion approach to Eq. (4). Thus we substitute Eq. (5) in Eq. (4) and begin the procedure with

$$\mathcal{G}_\sigma(t, \vec{R}) = \frac{1}{\mathcal{N}_\sigma} \sum_{\vec{k}\vec{q}} \phi_{\vec{k}\sigma}(\vec{R}) \phi_{\vec{q}\sigma}^*(\vec{R}) \mathcal{G}_{c_{\vec{k}}c_{\vec{q}}}^\sigma(t) \quad (7)$$

expressed in terms of

$$\begin{aligned} \mathcal{G}_{c_{\vec{k}}c_{\vec{q}}}^\sigma(t) &= -\frac{i}{\hbar} \theta(t) \mathcal{Z}_{FM}^{-1} \sum_n e^{-\beta E_n} \\ &\times \langle n | \left[c_{\vec{k}\sigma}^\dagger(t), c_{\vec{q}\sigma}^\dagger(0) \right]_+ | n \rangle. \end{aligned} \quad (8)$$

Performing $\frac{\partial}{\partial t}$ on Eq. (8) we find

$$\begin{aligned} \frac{\partial}{\partial t} \mathcal{G}_{c_{\vec{k}}c_{\vec{q}}}^\sigma(t) &= -\frac{i}{\hbar} \delta(t) \mathcal{Z}_{FM}^{-1} \sum_n e^{-\beta E_n} \\ &\times \langle n | \left[c_{\vec{k}\sigma}^\dagger(t), c_{\vec{q}\sigma}^\dagger(0) \right]_+ | n \rangle \\ &+ \left(-\frac{i}{\hbar} \right) \varepsilon_{\vec{k}\sigma} \mathcal{G}_{c_{\vec{k}}c_{\vec{q}}}^\sigma(t) + \left(-\frac{i}{\hbar} \right) \\ &\times \frac{1}{\sqrt{\mathcal{N}_\sigma}} \sum_j V_{j\vec{k}\sigma} \phi_{\vec{k}\sigma}^*(\vec{R}_j) \mathcal{G}_{d_j c_{\vec{q}}}^\sigma(t), \end{aligned} \quad (9)$$

where we have used

$$\begin{aligned} i\hbar \frac{\partial}{\partial t} c_{\vec{k}\sigma}^\dagger(t) &= [c_{\vec{k}\sigma}^\dagger, \mathcal{H}] = \varepsilon_{\vec{k}\sigma} c_{\vec{k}\sigma}^\dagger(t) \\ &+ \frac{1}{\sqrt{\mathcal{N}_\sigma}} \sum_j V_{j\vec{k}\sigma} \phi_{\vec{k}\sigma}^*(\vec{R}_j) d_{j\sigma}(t). \end{aligned} \quad (10)$$

In the energy coordinate, we solve Eq. (9) for $\tilde{\mathcal{G}}_{c_{\vec{k}}c_{\vec{q}}}^\sigma(\varepsilon^+)$ and obtain

$$\begin{aligned} \tilde{\mathcal{G}}_{c_{\vec{k}}c_{\vec{q}}}^\sigma(\varepsilon^+) &= \frac{\delta_{\vec{k}\vec{q}}}{\varepsilon^+ - \varepsilon_{\vec{k}\sigma}} + \frac{1}{\sqrt{\mathcal{N}_\sigma}} \sum_j \frac{V_{j\vec{k}\sigma} \phi_{\vec{k}\sigma}^*(\vec{R}_j)}{\varepsilon^+ - \varepsilon_{\vec{k}\sigma}} \\ &\times \tilde{\mathcal{G}}_{d_j c_{\vec{q}}}^\sigma(\varepsilon^+). \end{aligned} \quad (11)$$

Notice that we need to find the mixed Green function, $\tilde{\mathcal{G}}_{d_j c_{\vec{q}}}^\sigma(\varepsilon^+)$. To this end, we define the advanced Green function

$$\begin{aligned} \mathcal{F}_{d_j c_{\vec{q}}}^\sigma(t) &= \frac{i}{\hbar} \theta(-t) \mathcal{Z}_{FM}^{-1} \sum_n e^{-\beta E_n} \\ &\times \langle n | \left[d_{j\sigma}^\dagger(0), c_{\vec{q}\sigma}(t) \right]_+ | n \rangle, \end{aligned} \quad (12)$$

which results in

$$\begin{aligned} \frac{\partial}{\partial t} \mathcal{F}_{d_j c_{\vec{q}}}^\sigma(t) &= -\frac{i}{\hbar} \delta(t) \mathcal{Z}_{FM}^{-1} \sum_n e^{-\beta E_n} \\ &\times \langle n | \left[d_{j\sigma}^\dagger(0), c_{\vec{q}\sigma}(t) \right]_+ | n \rangle - \frac{i}{\hbar} \varepsilon_{\vec{q}\sigma} \mathcal{F}_{d_j c_{\vec{q}}}^\sigma(t) \\ &+ \left(-\frac{i}{\hbar} \right) \frac{1}{\sqrt{\mathcal{N}_\sigma}} \sum_l V_{l\vec{q}\sigma} \phi_{\vec{q}\sigma}^*(\vec{R}_l) \mathcal{F}_{d_j d_l}^\sigma(t), \end{aligned} \quad (13)$$

where we used once again Eq. (10), interchanging $\vec{k} \leftrightarrow \vec{q}$. Thus the Fourier transform of Eq. (13) becomes

$$\begin{aligned} \varepsilon^- \tilde{\mathcal{F}}_{d_j c_{\vec{q}}}^\sigma(\varepsilon^-) &= \varepsilon_{\vec{q}\sigma} \tilde{\mathcal{F}}_{d_j c_{\vec{q}}}^\sigma(\varepsilon^-) + \frac{1}{\sqrt{\mathcal{N}_\sigma}} \sum_l V_{l\vec{q}\sigma} \phi_{\vec{q}\sigma}^*(\vec{R}_l) \\ &\times \tilde{\mathcal{F}}_{d_j d_l}^\sigma(\varepsilon^-), \end{aligned} \quad (14)$$

with $\varepsilon^- = \varepsilon - i\eta$. Applying the property

$$\tilde{\mathcal{G}}_{d_j c_{\vec{q}}}^\sigma(\varepsilon^+) = \left\{ \tilde{\mathcal{F}}_{d_j c_{\vec{q}}}^\sigma(\varepsilon^-) \right\}^\dagger \quad (15)$$

to Eq. (14), we show that

$$\begin{aligned} \varepsilon^+ \tilde{\mathcal{G}}_{d_j c_{\vec{q}}}^\sigma(\varepsilon^+) &= \varepsilon_{\vec{q}\sigma} \tilde{\mathcal{G}}_{d_j c_{\vec{q}}}^\sigma(\varepsilon^+) + \frac{1}{\sqrt{\mathcal{N}_\sigma}} \sum_l V_{l\vec{q}\sigma}^* \phi_{\vec{q}\sigma}(\vec{R}_l) \\ &\times \tilde{\mathcal{G}}_{d_j d_l}^\sigma(\varepsilon^+) \end{aligned} \quad (16)$$

and

$$\tilde{\mathcal{G}}_{d_j c_{\vec{q}}}^\sigma(\varepsilon^+) = \frac{1}{\sqrt{\mathcal{N}_\sigma}} \sum_l \frac{V_{l\vec{q}\sigma}^* \phi_{\vec{q}\sigma}(\vec{R}_l)}{\varepsilon^+ - \varepsilon_{\vec{q}\sigma}} \tilde{\mathcal{G}}_{d_j d_l}^\sigma(\varepsilon^+). \quad (17)$$

Now we substitute Eq. (17) into Eq. (11) and the latter into Eq. (7) in the energy coordinate to obtain

$$\begin{aligned} \tilde{\mathcal{G}}_\sigma(\varepsilon^+, R) &= \frac{1}{\mathcal{N}_\sigma} \sum_{\vec{k}} \frac{|\phi_{\vec{k}\sigma}(\vec{R})|^2}{\varepsilon^+ - \varepsilon_{\vec{k}\sigma}} \\ &+ (\pi\rho_0)^2 \sum_j (q_{j\sigma} - iA_{j\sigma})(q_j - iA_{j\sigma}) \\ &\times \tilde{\mathcal{G}}_{d_j d_j}^\sigma(\varepsilon) \\ &+ (\pi\rho_0)^2 \sum_{j \neq l} (q_{j\sigma} - iA_{j\sigma})(q_{l\sigma} - iA_{l\sigma}) \\ &\times \tilde{\mathcal{G}}_{d_j d_l}^\sigma(\varepsilon). \end{aligned} \quad (18)$$

It is worth mentioning that the imaginary part of the first term of Eq. (18) gives the background DOS of the host [Eq. (3)] and the others describe impurity contributions, with

$$q_{j\sigma} = \frac{1}{\pi\rho_0\mathcal{N}_\sigma} \sum_{\vec{k}} \frac{V_{j\vec{k}\sigma} \phi_{\vec{k}\sigma}^* (\vec{R}_j) \phi_{\vec{k}\sigma} (\vec{R})}{\varepsilon - \varepsilon_{\vec{k}\sigma}} \quad (19)$$

being the Fano parameter due to the single coupling $V_{j\vec{k}\sigma}$ between the host and a given impurity. This factor encodes the quantum interference originated by electrons traveling through the ferromagnetic conduction band that tunnel to the impurity state and return to the band, and those that do not perform such trajectory. Additionally, we recognize

$$\begin{aligned} A_{j\sigma} &= \frac{1}{\rho_0\mathcal{N}_\sigma} \sum_{\vec{k}} V_{j\vec{k}\sigma} \phi_{\vec{k}\sigma}^* (\vec{R}_j) \phi_{\vec{k}\sigma} (\vec{R}) \delta(\varepsilon - \varepsilon_{\vec{k}\sigma}) \\ &= |A_{j\sigma}| e^{i\alpha_{j\sigma}} \end{aligned} \quad (20)$$

as an expression that we call the Friedel function, because it leads to Friedel-like oscillations in the LDOS with $\alpha_{j\sigma}$ as a spin-dependent phase. At the end, the Green function $\tilde{\mathcal{G}}_\sigma(\varepsilon^+, R)$ indeed depends on $\tilde{\mathcal{G}}_{d_j d_j}^\sigma(\varepsilon)$ and the mixed Green function $\tilde{\mathcal{G}}_{d_j d_l}^\sigma(\varepsilon)$. Finally, from Eqs. (6) and (18), the LDOS of the ferromagnetic systems can be recast as the expression

$$\begin{aligned} \rho_{LDOS}^\sigma(\varepsilon, R) &= \rho_{FM\sigma} + \pi\rho_0^2 \sum_j \left[(|A_{j\sigma}|^2 - q_{j\sigma}^2) \right. \\ &\quad \times \text{Im} \left\{ \tilde{\mathcal{G}}_{d_j d_j}^\sigma(\varepsilon) \right\} + 2q_{j\sigma} |A_{j\sigma}| \\ &\quad \times \sin \left(\alpha_{j\sigma} + \frac{\pi}{2} \right) \text{Re} \left\{ \tilde{\mathcal{G}}_{d_j d_j}^\sigma(\varepsilon) \right\} \\ &\quad \left. + \pi\rho_0^2 \sum_{j \neq l} \Delta\varrho_{jl\sigma}, \right. \end{aligned} \quad (21)$$

where

$$\begin{aligned} \Delta\varrho_{jl\sigma} &= -q_{j\sigma} q_{l\sigma} \text{Im} \left\{ \tilde{\mathcal{G}}_{d_j d_l}^\sigma(\varepsilon) \right\} + [|A_{j\sigma}| q_{l\sigma} \\ &\quad \times \cos \left(\alpha_{j\sigma} + \frac{\pi}{2} \right) + |A_{j\sigma}| |A_{l\sigma}| \cos(\alpha_{j\sigma} - \alpha_{l\sigma}) \\ &\quad - q_{j\sigma} |A_{l\sigma}| \cos \left(\alpha_{l\sigma} + \frac{\pi}{2} \right)] \text{Im} \left\{ \tilde{\mathcal{G}}_{d_j d_l}^\sigma(\varepsilon) \right\} \\ &\quad + [q_{j\sigma} |A_{l\sigma}| \sin \left(\alpha_{l\sigma} + \frac{\pi}{2} \right) + q_{l\sigma} |A_{j\sigma}| \\ &\quad \times \sin \left(\alpha_{j\sigma} + \frac{\pi}{2} \right) + |A_j| |A_l| \sin(\alpha_{j\sigma} - \alpha_{l\sigma})] \\ &\quad \times \text{Re} \left\{ \tilde{\mathcal{G}}_{d_j d_l}^\sigma(\varepsilon) \right\}. \end{aligned} \quad (22)$$

The set of Eqs. (21) and (22) is the main analytical finding of this work. It describes the spin-dependent LDOS in ferromagnetic hosts with two impurities localized at distinct sites \vec{R}_j . In the absence of the last term

of Eq. (21), it reduces to the case of two decoupled systems with one impurity each. The terms in Eq. (22), indeed, hybridize such single-impurity problems via the mixed Green functions $\tilde{\mathcal{G}}_{d_j d_l}^\sigma(\varepsilon)$. Thus the LDOS formula encodes the single Fano factor $q_{j\sigma}$, the Friedel-like function $A_{j\sigma}$ and the new interfering term $\Delta\varrho_{jl\sigma}$.

We close this section by recalling that the phase $\alpha_{j\sigma}$ is nonzero for the quantum wire system, as we shall see later. The quantities $q_{j\sigma}$ and $A_{j\sigma}$ in the quantum wire device are indeed functions that exhibit undamped oscillations as the tip moves away from the impurities. Conversely, damped oscillations are predicted in the metallic surface setup. In this case $\alpha_{j\sigma} = 0$ and $A_{j\sigma}$ becomes a real function. Thus the quantity $|A_{j\sigma}|$ should be read just as $A_{j\sigma}$ in Eqs. (21) and (22). Moreover, a ferromagnetic environment is characterized by two spin-dependent Fermi wave numbers, namely, $k_{F\uparrow}$ and $k_{F\downarrow}$, which at low polarization P introduces a slightly difference between them. As a result, this feature leads to a full LDOS $\rho_{LDOS}^\uparrow + \rho_{LDOS}^\downarrow$ with spin-polarized quantum beats, that can be damped or undamped, depending upon the system dimensionality. We shall look more closely at these features later.

In STM experiments, in particular within the linear response regime and neglecting tip-atom coupling, the differential conductance $G = G^\uparrow + G^\downarrow$ is the observable measured by the tip, whose spin component is given by⁴

$$G^\sigma = \frac{e^2}{h} \pi \Gamma_{tip} \int_{-\infty}^{+\infty} \rho_{LDOS}^\sigma(\varepsilon) \left[-\frac{\partial f}{\partial \varepsilon}(\varepsilon - \phi) \right] d\varepsilon, \quad (23)$$

where e is the electron charge ($e > 0$), Γ_{tip} is the tip-host coupling, f is the Fermi-Dirac distribution and ϕ is the applied bias. For $\phi < 0$ the host is the source of electrons and the tip is the drain. For $\phi > 0$, we have the opposite. It is useful to define the dimensionless LDOS

$$LDOS = \frac{\rho_{LDOS}^\uparrow + \rho_{LDOS}^\downarrow}{\rho_{FM\uparrow} + \rho_{FM\downarrow}} \quad (24)$$

and the transport polarization,

$$P_T = \frac{G^\uparrow - G^\downarrow}{G^\uparrow + G^\downarrow}, \quad (25)$$

in order to investigate the spin-polarized quantum beats as we shall see in Sec IV. Recall that, in the absence of the impurities, the transport polarization of Eq. (25) becomes $P_T = P$, as established by Eq. (2). In Sec. IV, we shall verify that Eq. (25) oscillates around P , exhibiting two distinct behaviors as a result of the system dimensionality – damped spin-polarized quantum beats in the metallic surface setup and an undamped pattern in the quantum wire device.

C. Fano and Friedel-like functions for the metallic surface system

In this section, we calculate the expressions for the Fano parameter [Eq. (19)] and the Friedel-like function [Eq. (20)] in the metallic surface case, where no manifestation of “electron focusing” occurs. This calculation was previously performed in the single-impurity problem⁴ and now we present an extension applied to the double impurity system. We begin by solving Eq. (20). To this end, we assume $\phi_{\vec{k}\sigma}(\vec{R}) = e^{ikR\cos\theta_{k\sigma}}$ for the electronic 2D wave function and use

$$J_0(\xi) = \frac{1}{2\pi} \int_0^{2\pi} e^{i\xi\cos\theta_{k\sigma}} d\theta_{k\sigma}, \quad (26)$$

the angular representation for the zeroth-order Bessel function. Thus, in the wide-band limit $|\varepsilon| \ll D_\sigma$ with the flat-band DOS

$$\rho_{FM\sigma} = \frac{\mathcal{S}}{\mathcal{N}_\sigma 2\pi} \left\{ k \left(\frac{d\varepsilon_{k\sigma}}{dk} \right)^{-1} \right\}_{k=k_{F\sigma}}, \quad (27)$$

expressed in terms of the spin-dependent Fermi wave number $k_{F\sigma}$ and an element of area \mathcal{S} in the host, we find

$$A_{j\sigma} = \frac{\rho_{FM\sigma}}{\rho_0} V J_0(k_{F\sigma} \tilde{R}) \equiv A_{j\sigma}^{2D}, \quad (28)$$

for the Friedel-like function with $\tilde{R} = |\vec{R} - \vec{R}_j|$ as the relative coordinate with respect to the j th impurity. Notice that, according to Eq. (20), phase $\alpha_{j\sigma}$ is zero and Eq. (28) is a real quantity. In the case of the Fano parameter, we start defining the advanced Green function

$$\bar{\mathcal{G}}_{j\sigma} = \frac{1}{\mathcal{N}_\sigma} \sum_{\vec{k}} \frac{V_{j\vec{k}\sigma} \phi_{\vec{k}\sigma}^*(\vec{R}_j) \phi_{\vec{k}\sigma}(\vec{R})}{\varepsilon - \varepsilon_{\vec{k}\sigma} - i\eta} \quad (29)$$

by assuming the Lorentzian shape

$$V_{j\vec{k}\sigma} = V \frac{\Delta^2}{\Delta^2 + \varepsilon_{\vec{k}\sigma}^2}, \quad (30)$$

for an energy-dependent coupling⁴ in order to obtain an analytical solution for $q_{j\sigma}$. Notice that, in the limit $\Delta \gg |\varepsilon_{k\sigma}|$, Eq. (30) recovers the case $V_{j\vec{k}\sigma} = V$. Thus we can write the identities

$$q_{j\sigma} = \frac{1}{\pi\rho_0} \text{Re} \{ \bar{\mathcal{G}}_{j\sigma} \} \equiv q_{j\sigma}^{2D} \quad (31)$$

and

$$A_{j\sigma}^{2D} = \frac{1}{\pi\rho_0} \text{Im} \{ \bar{\mathcal{G}}_{j\sigma} \}, \quad (32)$$

which allow us to close the calculation. Equations (31) and (32) imply the relation

$$q_{j\sigma}^{2D} = \frac{1}{\pi\rho_0} \bar{\mathcal{G}}_{j\sigma} - iA_{j\sigma}^{2D}. \quad (33)$$

As the Friedel function is already known from Eq. (28), the quantity $\frac{1}{\pi\rho_0} \bar{\mathcal{G}}_{j\sigma}(\varepsilon, R)$ provides a relationship for the Fano parameter. To this end, we can write

$$\frac{1}{\pi\rho_0} \bar{\mathcal{G}}_{j\sigma} = \frac{1}{2} \frac{\rho_{FM\sigma}}{\rho_0} V \sum_{l=1}^2 \bar{\mathcal{G}}_{jl\sigma}, \quad (34)$$

with $\bar{\mathcal{G}}_{jl\sigma}(\varepsilon, R)$ obeying the following integral representation:

$$\begin{aligned} \bar{\mathcal{G}}_{jl\sigma} &= \frac{1}{\pi} \int_{-\infty}^{+\infty} d\varepsilon_{k\sigma} \frac{\Delta^2}{\Delta^2 + \varepsilon_{k\sigma}^2} \frac{1}{\varepsilon - \varepsilon_{k\sigma} - i\eta} \\ &\times H_0^{(l)}(k_\sigma \tilde{R}). \end{aligned} \quad (35)$$

In the equation above we have used, for the sake of simplicity, the linear dispersion relation

$$\varepsilon_{k\sigma} = D_\sigma k_{F\sigma}^{-1} (k - k_{F\sigma}), \quad (36)$$

the Hankel functions $H_0^{(1)}(\xi) = J_0(\xi) + iY_0(\xi)$ and $H_0^{(2)}(\xi) = J_0(\xi) - iY_0(\xi)$. We remark that Eq. (36) in combination with Eq. (3) for the ferromagnetic host allows us to find

$$k_{F\uparrow} = \sqrt{\frac{1-P}{1+P}} k_{F\downarrow}. \quad (37)$$

In particular, for a small polarization P , Eq. (37) results in slightly different Fermi wave numbers and, consequently, in spin-polarized quantum beats in the full LDOS as we shall see. Looking at Eq. (35), we calculate the integral $\bar{\mathcal{G}}_{j1\sigma}$ by choosing a counterclockwise contour over a semicircle in the upper-half of the complex plane, which includes the simple pole $\varepsilon_{k\sigma} = +i\Delta$. Applying the residue theorem, we obtain

$$\bar{\mathcal{G}}_{j1\sigma} = H_0^{(1)}(k_\Delta \tilde{R}) \frac{\Delta}{\varepsilon - i\Delta}, \quad (38)$$

with $k_\Delta = k_{F\sigma}(1 + i\frac{\Delta}{D_\sigma})$. For the evaluation of $\bar{\mathcal{G}}_{j2\sigma}$ we used a clockwise contour over a semicircle in the lower-half plane, including the poles $\varepsilon_{k\sigma} = \varepsilon - i\eta$ and $\varepsilon_{k\sigma} = -i\Delta$, which yields

$$\begin{aligned} \bar{\mathcal{G}}_{j2\sigma} &= 2iH_0^{(2)}(k_\varepsilon \tilde{R}) \frac{\Delta^2}{\Delta^2 + \varepsilon^2} \\ &+ \frac{\Delta}{\varepsilon + i\Delta} H_0^{(2)}(k_\Delta^* \tilde{R}), \end{aligned} \quad (39)$$

with $k_\varepsilon = k_{F\sigma} \left(1 + \frac{\varepsilon}{D_\sigma}\right)$. Taking into account the property $H_0^{(2)}(\xi) = \left[H_0^{(1)}(\xi^*)\right]^*$ for the second term in Eq. (39), Eq. (34) becomes

$$\frac{1}{\pi\rho_0}\tilde{\mathcal{G}}_{j\sigma} = \frac{\rho_{FM\sigma}}{\rho_0}V \left[iH_0^{(2)}\left(k_\varepsilon\tilde{R}\right) \frac{\Delta^2}{\Delta^2 + \varepsilon^2} + \text{Re} \left\{ H_0^{(1)}\left(k_\Delta\tilde{R}\right) \frac{\Delta}{\varepsilon - i\Delta} \right\} \right]. \quad (40)$$

Explicit calculation of the terms in the brackets of Eq. (40) leads to

$$iH_0^{(2)}\left(k_\varepsilon\tilde{R}\right) \frac{\Delta^2}{\Delta^2 + \varepsilon^2} = iJ_0\left(k_{F\sigma}\tilde{R}\right) + Y_0\left(k_{F\sigma}\tilde{R}\right) \quad (41)$$

and

$$\text{Re} \left\{ H_0^{(1)}\left(k_\Delta\tilde{R}\right) \frac{\Delta}{\varepsilon - i\Delta} \right\} = -Y_0\left(k_{F\sigma}\tilde{R}\right), \quad (42)$$

where we have assumed $|\varepsilon| \ll D_\sigma$, $\Delta \ll D_\sigma$ and $\Delta \gg |\varepsilon|$. In order to ensure the limit $V_{j\vec{k}\sigma} = V$ in Eq. (30), we make the substitution of Eqs. (28), (40), (41) and (42) in Eq. (33), showing that

$$q_{j\sigma}^{2D} = 0 \quad (43)$$

for any value of $k_{F\sigma}\tilde{R}$.

In summary, the zero value of the Fano parameter given by Eq. (43) and the zeroth-order Bessel function $J_0\left(k_{F\sigma}\tilde{R}\right)$ found in Eq. (28) lead to long-range damped spin-polarized quantum beats in the full LDOS. This feature will be discussed in Sec. IV.

D. Fano and Friedel-like functions for the quantum wire system

Here we determine the Fano parameter in Eq. (19) and the Friedel-like function in Eq. (20) for the quantum wire case. Following A. Weismann,²⁹ we use $\phi_{\vec{k}\sigma}(\vec{R}) = e^{ikR}$ as the electron wave function, in which the direction introduced by \vec{R} defines the STM tip-impurity distance where ‘‘electron focusing’’ manifests. We also use the dispersion relation

$$\varepsilon_{k\sigma} = \frac{\hbar^2 k^2}{2m} - D_\sigma \quad (44)$$

and the flat DOS

$$\rho_{FM\sigma} = \frac{\mathcal{L}}{\mathcal{N}_\sigma 2\pi} \left(\frac{d\varepsilon_{k\sigma}}{dk} \right)_{k=k_{F\sigma}}^{-1} = \frac{\mathcal{L}}{\mathcal{N}_\sigma 2\pi} \frac{m}{\hbar^2 k_{F\sigma}}, \quad (45)$$

with m as the effective electron mass and \mathcal{L} as a given length in the wire. Additionally, in the wide-band limit $|\varepsilon| \ll D_\sigma$, we find the following complex Friedel-like function:

$$A_{j\sigma} = V \frac{\rho_{FM\sigma}}{\rho_0} e^{ik_{F\sigma}\tilde{R}} \equiv A_{j\sigma}^{1D}, \quad (46)$$

characterized by a spin-dependent phase $\alpha_{j\sigma} = k_{F\sigma}\tilde{R}$. This phase results in nondamped, oscillatory behavior as a function of \tilde{R} , which also appears in $q_{j\sigma}^{1D}$. Thus we take into account Eqs. (44) and (45), rewriting Eq. (19) as

$$q_{j\sigma} = \frac{V}{\pi\rho_0\mathcal{N}_\sigma} \sum_{\vec{k}} \frac{e^{ik\tilde{R}}}{\varepsilon - \varepsilon_{\vec{k}}} = 2V \frac{\mathcal{L}}{\rho_0\mathcal{N}_\sigma\pi} \frac{m}{\hbar^2} \mathcal{I} \equiv q_{j\sigma}^{1D}, \quad (47)$$

with

$$\mathcal{I} = -\frac{1}{2\pi}\varphi \int_{-\infty}^{+\infty} \frac{e^{ik\tilde{R}}}{k^2 - k_{\varepsilon\sigma}^2} dk = \frac{\sin\left(k_{F\sigma}\tilde{R}\right)}{2k_{F\sigma}} \quad (48)$$

in the limit $|\varepsilon| \ll D_\sigma$ and with φ as the principal value. Finally, we obtain the Fano factor

$$q_{j\sigma}^{1D} = 2V \frac{\rho_{FM\sigma}}{\rho_0} \sin\left(k_{F\sigma}\tilde{R}\right), \quad (49)$$

which also presents spin-dependent Fermi wave numbers $k_{F\uparrow}$ and $k_{F\downarrow}$ as in Eq. (46). Here they are still connected via Eq. (37), thus leading to undamped spin-polarized quantum beats in the full LDOS.

III. CALCULATION OF THE IMPURITY GREEN FUNCTION

In the present section we calculate $\tilde{\mathcal{G}}_{d_j d_l}^\sigma(\varepsilon)$ ($j, l = 1, 2$) that appear in Eqs. (21) and (22) for the LDOS. To handle the interacting term of the Hamiltonian, we adopt the Hubbard I approximation,⁵² which provides reliable results at temperatures above the Kondo temperature.⁵² We begin by repeating the equation-of-motion approach for these Green functions, which results in

$$(\varepsilon - \tilde{\varepsilon}_{jd\sigma} + i\Gamma_{jj\sigma}) \tilde{\mathcal{G}}_{d_j d_j}^\sigma = 1 + U_j \tilde{\mathcal{G}}_{d_j\sigma n_{d_j\bar{\sigma}}, d_j\sigma} + \sum_{l \neq j} (\Sigma_{lj\sigma}^R - i\Gamma_{lj\sigma}) \times \tilde{\mathcal{G}}_{d_l d_j}^\sigma \quad (50)$$

and

$$(\varepsilon - \tilde{\varepsilon}_{ld\sigma} + i\Gamma_{ll\sigma}) \tilde{\mathcal{G}}_{d_l d_j}^\sigma = U_l \tilde{\mathcal{G}}_{d_l\sigma n_{d_l\bar{\sigma}}, d_j\sigma} + (\Sigma_{jj\sigma}^R - i\Gamma_{jj\sigma}) \times \tilde{\mathcal{G}}_{d_j d_j}^\sigma, \quad (51)$$

where $\tilde{\varepsilon}_{jd\sigma} = \varepsilon_{jd\sigma} + \Sigma_{jj\sigma}^R$ for $l \neq j$. In the equation above, $\tilde{\mathcal{G}}_{d_{l\sigma}n_{d_{l\bar{\sigma}}},d_{j\sigma}}$ is a higher-order Green function obtained from the time Fourier transform of

$$\mathcal{G}_{d_{l\sigma}n_{d_{l\bar{\sigma}}},d_{j\sigma}}(t) = -\frac{i}{\hbar}\theta(t)\mathcal{Z}_{FM}^{-1}\sum_n e^{-\beta E_n} \times \langle n | \left[d_{l\sigma}(t) n_{d_{l\bar{\sigma}}}(t), d_{j\sigma}^\dagger(0) \right]_+ | n \rangle, \quad (52)$$

with $n_{d_{l\bar{\sigma}}} = d_{l\bar{\sigma}}^\dagger d_{l\bar{\sigma}}$ being the number operator of the l th impurity with spin $\bar{\sigma}$ (opposite to σ). Here

$$\Sigma_{lj\sigma}^R = \frac{1}{\mathcal{N}_\sigma} \sum_{\vec{k}} \frac{V_{j\vec{k}\sigma}^* V_{l\vec{k}\sigma} \phi_{\vec{k}\sigma}^* (\vec{R}_j) \phi_{\vec{k}\sigma}^* (\vec{R}_l)}{\varepsilon - \varepsilon_{\vec{k}\sigma}} \quad (53)$$

represents the real part of the noninteracting self-energy $\Sigma_{lj\sigma}$ and

$$\Sigma_{lj\sigma}^I = -\Gamma_{lj\sigma} = -\frac{1}{\mathcal{N}_\sigma} \pi \sum_{\vec{k}} V_{j\vec{k}\sigma}^* V_{l\vec{k}\sigma} \phi_{\vec{k}\sigma}^* (\vec{R}_j) \phi_{\vec{k}\sigma}^* (\vec{R}_l) \times \delta(\varepsilon - \varepsilon_{\vec{k}\sigma}) \quad (54)$$

describes the corresponding imaginary part, which plays the role of a generalized Anderson parameter $\Gamma_{lj\sigma}$. In order to close the system of Green functions in Eqs. (50) and (51), we first take the time derivative of Eq. (52) and then perform the time Fourier transform. With that we obtain

$$\begin{aligned} (\varepsilon^+ - \varepsilon_{ld\sigma} - U_l) \tilde{\mathcal{G}}_{d_{l\sigma}n_{d_{l\bar{\sigma}}},d_{j\sigma}} &= \delta_{lj} \langle n_{d_{l\bar{\sigma}}} \rangle \\ + \left(-\sum_{\vec{k}} \frac{1}{\sqrt{\mathcal{N}_{\bar{\sigma}}}} V_{l\vec{k}\sigma} \phi_{\vec{k}\sigma}^* (\vec{R}_l) \right) &\times \tilde{\mathcal{G}}_{c_{\vec{k}\bar{\sigma}}^\dagger d_{l\bar{\sigma}} d_{l\sigma}, d_{j\sigma}} \\ + \left(\sum_{\vec{k}} \frac{1}{\sqrt{\mathcal{N}_\sigma}} V_{l\vec{k}\sigma}^* \phi_{\vec{k}\sigma}^* (\vec{R}_l) \right) &\times \tilde{\mathcal{G}}_{c_{\vec{k}\sigma} d_{l\bar{\sigma}}^\dagger d_{l\sigma}, d_{j\sigma}} \\ + \left(\sum_{\vec{k}} \frac{1}{\sqrt{\mathcal{N}_{\bar{\sigma}}}} V_{l\vec{k}\sigma}^* \phi_{\vec{k}\sigma}^* (\vec{R}_l) \right) &\times \tilde{\mathcal{G}}_{d_{l\bar{\sigma}}^\dagger c_{\vec{k}\bar{\sigma}} d_{l\sigma}, d_{j\sigma}}, \end{aligned} \quad (55)$$

which also depends on new Green functions of the same order of $\tilde{\mathcal{G}}_{d_{l\sigma}n_{d_{l\bar{\sigma}}},d_{j\sigma}}$ and on the average occupation number $\langle n_{d_{l\bar{\sigma}}} \rangle$, that is, calculated as

$$\langle n_{d_{l\bar{\sigma}}} \rangle = \int_{-\infty}^{+\infty} d\varepsilon \left\{ -\frac{1}{\pi} \text{Im} \left(\tilde{\mathcal{G}}_{d_{l\bar{\sigma}}^\dagger d_{l\bar{\sigma}}}^\sigma \right) \right\} f(\varepsilon). \quad (56)$$

Within the Hubbard I approximation we truncate the Green functions $\tilde{\mathcal{G}}_{c_{\vec{k}\bar{\sigma}}^\dagger d_{l\bar{\sigma}} d_{l\sigma}, d_{j\sigma}}$ and $\tilde{\mathcal{G}}_{d_{l\bar{\sigma}}^\dagger c_{\vec{k}\bar{\sigma}} d_{l\sigma}, d_{j\sigma}}$ according to the decoupling scheme

$$\tilde{\mathcal{G}}_{c_{\vec{k}\bar{\sigma}}^\dagger d_{l\bar{\sigma}} d_{l\sigma}, d_{j\sigma}} \simeq \langle c_{\vec{k}\bar{\sigma}}^\dagger d_{l\bar{\sigma}} \rangle \tilde{\mathcal{G}}_{d_{l\bar{\sigma}}^\dagger d_{l\sigma}, d_{j\sigma}} \quad (57)$$

$$\tilde{\mathcal{G}}_{d_{l\bar{\sigma}}^\dagger c_{\vec{k}\bar{\sigma}} d_{l\sigma}, d_{j\sigma}} \simeq \langle c_{\vec{k}\bar{\sigma}}^\dagger d_{l\bar{\sigma}} \rangle \tilde{\mathcal{G}}_{d_{l\bar{\sigma}}^\dagger d_{l\sigma}, d_{j\sigma}} \quad (58)$$

and apply the equation-of-motion approach to $\tilde{\mathcal{G}}_{c_{\vec{k}\sigma} d_{l\bar{\sigma}}^\dagger d_{l\sigma}, d_{j\sigma}}$. In order to cancel the second term with the last one in Eq. (55), we combine the approximations in Eqs. (57) and (58) simultaneously with the property

$$\sum_{\vec{k}} \frac{1}{\sqrt{\mathcal{N}_{\bar{\sigma}}}} V_{l\vec{k}\sigma} \phi_{\vec{k}\sigma}^* (\vec{R}_l) = \sum_{\vec{k}} \frac{1}{\sqrt{\mathcal{N}_{\bar{\sigma}}}} V_{l\vec{k}\sigma}^* \phi_{\vec{k}\sigma}^* (\vec{R}_l), \quad (59)$$

which is only fulfilled on a metallic surface system, while for the quantum wire, it holds in the side-coupled geometry $\vec{R}_l = \vec{R}_j = \vec{0}$. Bearing this in mind, we can rewrite Eq. (55) as follows

$$\begin{aligned} (\varepsilon - \varepsilon_{ld\sigma} - U_l + i\eta) \tilde{\mathcal{G}}_{d_{l\sigma}n_{d_{l\bar{\sigma}}},d_{j\sigma}} &= \delta_{lj} \langle n_{d_{l\bar{\sigma}}} \rangle \\ + \left(\sum_{\vec{k}} \frac{1}{\sqrt{\mathcal{N}_\sigma}} V_{l\vec{k}\sigma}^* \phi_{\vec{k}\sigma}^* (\vec{R}_l) \right) &\times \tilde{\mathcal{G}}_{c_{\vec{k}\sigma} d_{l\bar{\sigma}}^\dagger d_{l\sigma}, d_{j\sigma}}. \end{aligned} \quad (60)$$

Once again, employing the equation-of-motion approach for $\tilde{\mathcal{G}}_{c_{\vec{k}\sigma} d_{l\bar{\sigma}}^\dagger d_{l\sigma}, d_{j\sigma}}$, we find

$$\begin{aligned} (\varepsilon^+ - \varepsilon_{\vec{k}\sigma}) \tilde{\mathcal{G}}_{c_{\vec{k}\sigma} d_{l\bar{\sigma}}^\dagger d_{l\sigma}, d_{j\sigma}} &= \\ V_{l\vec{k}\sigma} \frac{1}{\sqrt{\mathcal{N}_\sigma}} \times \phi_{\vec{k}\sigma}^* (\vec{R}_l) &\tilde{\mathcal{G}}_{d_{l\bar{\sigma}} n_{d_{l\bar{\sigma}}}, d_{j\sigma}} \\ + \sum_{\vec{q}} V_{l\vec{q}\sigma} \frac{1}{\sqrt{\mathcal{N}_{\bar{\sigma}}}} \times \phi_{\vec{q}\sigma}^* (\vec{R}_l) &\tilde{\mathcal{G}}_{c_{\vec{q}\sigma} d_{l\bar{\sigma}}^\dagger c_{\vec{q}\sigma}, d_{j\sigma}} \\ - \sum_{\vec{q}} V_{l\vec{q}\sigma} \frac{1}{\sqrt{\mathcal{N}_{\bar{\sigma}}}} \times \phi_{\vec{q}\sigma}^* (\vec{R}_l) &\tilde{\mathcal{G}}_{c_{\vec{q}\sigma}^\dagger d_{l\bar{\sigma}} c_{\vec{q}\sigma}, d_{j\sigma}} \\ + \sum_{j \neq l} V_{j\vec{k}\sigma} \frac{1}{\sqrt{\mathcal{N}_\sigma}} \times \phi_{\vec{k}\sigma}^* (\vec{R}_j) &\tilde{\mathcal{G}}_{d_{j\sigma} n_{d_{l\bar{\sigma}}}, d_{j\sigma}}. \end{aligned} \quad (61)$$

Here we continue with the Hubbard I scheme, proceeding as in Eqs. (57) and (58) by making the following approximations:

$$\tilde{\mathcal{G}}_{c_{\vec{k}\sigma} d_{l\bar{\sigma}}^\dagger c_{\vec{q}\sigma}, d_{j\sigma}} \simeq \langle d_{l\bar{\sigma}}^\dagger c_{\vec{q}\sigma} \rangle \tilde{\mathcal{G}}_{c_{\vec{k}\sigma} d_{j\sigma}}, \quad (62)$$

$$\tilde{\mathcal{G}}_{c_{\vec{q}\sigma}^\dagger d_{l\bar{\sigma}} c_{\vec{k}\sigma}, d_{j\sigma}} \simeq \langle d_{l\bar{\sigma}}^\dagger c_{\vec{q}\sigma} \rangle \tilde{\mathcal{G}}_{c_{\vec{k}\sigma} d_{j\sigma}}, \quad (63)$$

$$\tilde{\mathcal{G}}_{d_{j\sigma} n_{d_{l\bar{\sigma}}}, d_{j\sigma}} \simeq \langle n_{d_{l\bar{\sigma}}} \rangle \tilde{\mathcal{G}}_{d_{j\sigma}^\dagger d_{j\sigma}} \quad (64)$$

and replacing Eq. (59) in Eq. (61) to show that

$$\begin{aligned} \tilde{\mathcal{G}}_{c_{\vec{k}\sigma} d_{l\bar{\sigma}}^\dagger d_{l\sigma}, d_{j\sigma}} &= \frac{V_{l\vec{k}\sigma} \frac{1}{\sqrt{\mathcal{N}_\sigma}} \phi_{\vec{k}\sigma}^* (\vec{R}_l)}{(\varepsilon^+ - \varepsilon_{\vec{k}\sigma})} \tilde{\mathcal{G}}_{d_{l\bar{\sigma}} n_{d_{l\bar{\sigma}}}, d_{j\sigma}} \\ + \frac{\sum_{j \neq l} V_{j\vec{k}\sigma} \frac{1}{\sqrt{\mathcal{N}_\sigma}} \phi_{\vec{k}\sigma}^* (\vec{R}_j)}{(\varepsilon^+ - \varepsilon_{\vec{k}\sigma})} & \\ \times \langle n_{d_{l\bar{\sigma}}} \rangle \tilde{\mathcal{G}}_{d_{j\sigma}^\dagger d_{j\sigma}} &. \end{aligned} \quad (65)$$

To close the original setup of Green functions in Eqs. (50) and (51), we substitute Eq. (65) in Eq. (60) and obtain

$$(\varepsilon - \varepsilon_{ld\sigma} - U_l + i\Gamma_{ll\sigma}^0) \tilde{\mathcal{G}}_{d_1\sigma n_{d_1\bar{\sigma}}, d_j\sigma} = \delta_{lj} \langle n_{d_1\bar{\sigma}} \rangle + \langle n_{d_1\bar{\sigma}} \rangle \sum_{j \neq l} \left(\Sigma_{jl\sigma}^R(\varepsilon) - i\Gamma_{jl\sigma} \right) \times \tilde{\mathcal{G}}_{d_j d_j}^\sigma, \quad (66)$$

where

$$\Gamma_{ll\sigma}^0 = \pi \frac{1}{\mathcal{N}_\sigma} \sum_{\vec{k}} |V_{l\vec{k}\sigma}|^2 \delta(\varepsilon - \varepsilon_{\vec{k}\sigma}), \quad (67)$$

which allows us to determine all the necessary Green functions for the LDOS. Thus, to solve the system composed by Eqs. (50), (51) and (66), we now assume the side-coupled geometry $\vec{R}_l = \vec{R}_j = \vec{0}$ (Fig. 1). A geometry with $\vec{R}_l \neq \vec{R}_j \neq \vec{0}$ will be published elsewhere. By choosing the side-coupled configuration and assuming constant symmetric couplings $V_{j\vec{k}\sigma} = V_{l\vec{k}\sigma} = V$, we verify from Eqs. (54) and (67) that $\Gamma_{jj\sigma} = \Gamma_{lj\sigma} = \Gamma_{ll\sigma}^0 = \Gamma_\sigma = \Gamma \frac{\rho_{FM\sigma}}{\rho_0}$ depends on the standard Anderson parameter $\Gamma = \pi V^2 \rho_0$. Additionally, in the wide-band limit, Eq. (53) ensures $\Sigma_{jj\sigma}^R = \Sigma_{lj\sigma}^R = 0$. For the sake of simplicity we consider the infinite Coulomb correlation limit ($U_1 = U_2 \rightarrow \infty$). Thus the direct Green function for the impurity $j = 1$ reduces to the form

$$\tilde{\mathcal{G}}_{d_1 d_1}^\sigma(\varepsilon) = \frac{1 - \langle n_{d_1\bar{\sigma}} \rangle}{\varepsilon - \varepsilon_{12d\sigma} + i\bar{\Delta}_{12\sigma}}, \quad (68)$$

where

$$\varepsilon_{12d\sigma} = \varepsilon_{1d\sigma} + \bar{\Sigma}_{12\sigma}(\varepsilon) \quad (69)$$

represents a renormalized energy level dressed by the real part of the nondiagonal self-energy

$$\begin{aligned} \bar{\Sigma}_{12\sigma}(\varepsilon) &= -(1 - \langle n_{d_1\bar{\sigma}} \rangle)(1 - \langle n_{d_2\bar{\sigma}} \rangle) \\ &\times \frac{(\varepsilon - \varepsilon_{2d\sigma})}{(\varepsilon - \varepsilon_{2d\sigma})^2 + \Gamma_\sigma^2} \Gamma_\sigma^2 \end{aligned} \quad (70)$$

and

$$\begin{aligned} \bar{\Delta}_{12\sigma} &= \Gamma_\sigma - (1 - \langle n_{d_1\bar{\sigma}} \rangle)(1 - \langle n_{d_2\bar{\sigma}} \rangle) \Gamma_\sigma \\ &\times \frac{\Gamma_\sigma^2}{(\varepsilon - \varepsilon_{2d\sigma})^2 + \Gamma_\sigma^2} \end{aligned} \quad (71)$$

is an effective hybridization function. The mixed Green function $\tilde{\mathcal{G}}_{d_2 d_1}^\sigma(\varepsilon)$ becomes

$$\tilde{\mathcal{G}}_{d_2 d_1}^\sigma(\varepsilon) = -i\Gamma_\sigma \left\{ \frac{1 - \langle n_{d_2\bar{\sigma}} \rangle}{(\varepsilon - \varepsilon_{2d\sigma} + i\Gamma_\sigma)} \right\} \tilde{\mathcal{G}}_{d_1 d_1}^\sigma(\varepsilon). \quad (72)$$

Notice that the other Green functions $\tilde{\mathcal{G}}_{d_2 d_2}^\sigma$ and $\tilde{\mathcal{G}}_{d_2 d_1}^\sigma$ can be derived by swapping $1 \leftrightarrow 2$ in Eqs. (68) and (72).

IV. NUMERICAL RESULTS

A. Numerical Parameters

Here we present the results obtained via the formulation developed in the previous section. The energy scale adopted is the Anderson parameter Γ . We employ the following set of model parameters: $\Gamma = 0.2 eV$, $\varepsilon_{1d\sigma} = \varepsilon_{1d} = -10\Gamma$ and $\varepsilon_{2d\sigma} = \varepsilon_{2d} = -4.5\Gamma$.^{15,21} Such values correspond to a Kondo temperature $T_K \approx 50K$ found in the system Co/Cu(111) with Coulomb interaction $U = 2.9 eV$.^{13,15,19} Thus the Hubbard I approximation is employed with $T = \Gamma/10k_B = 231.1K$ just to avoid Kondo physics. Finally, in order to generate spin-polarized quantum beats in the LDOS, we substitute Eq. (2) with $P = 0.1$ in Eq. (37).

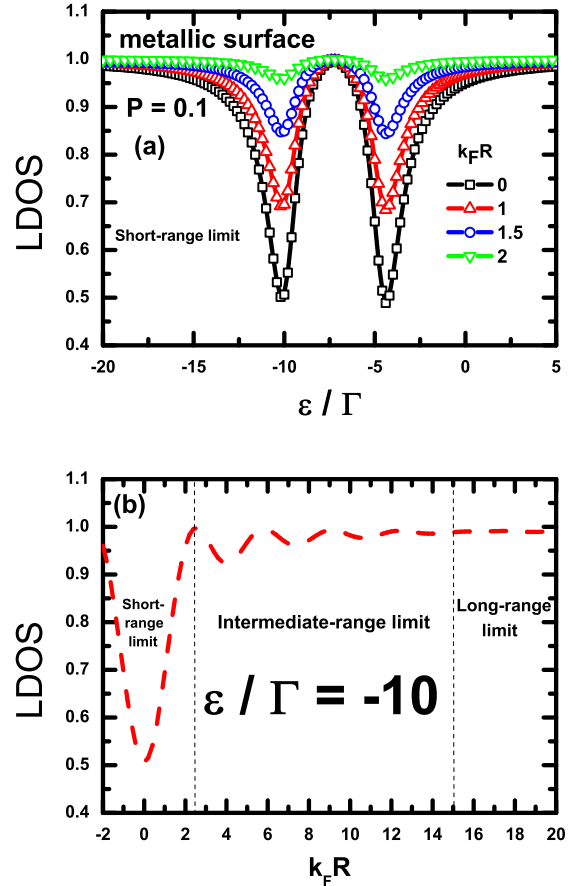


Figure 2. (Color online) In both panels we use $k_B T = 0.1\Gamma$. (a) LDOS [Eq. (24)] of a metallic surface with $P = 0.1$ as a function of ε/Γ for different values of $k_F R$ in the short-range limit (see panel (b)). The Fano profile presents two antiresonances placed at $\varepsilon = \varepsilon_{1d} = -10\Gamma$ and $\varepsilon = \varepsilon_{2d} = -4.5\Gamma$, which display an evanescent behavior for increasing distances. (b) Keeping the energy at $\varepsilon = -10\Gamma$, Friedel oscillations appear in the LDOS.

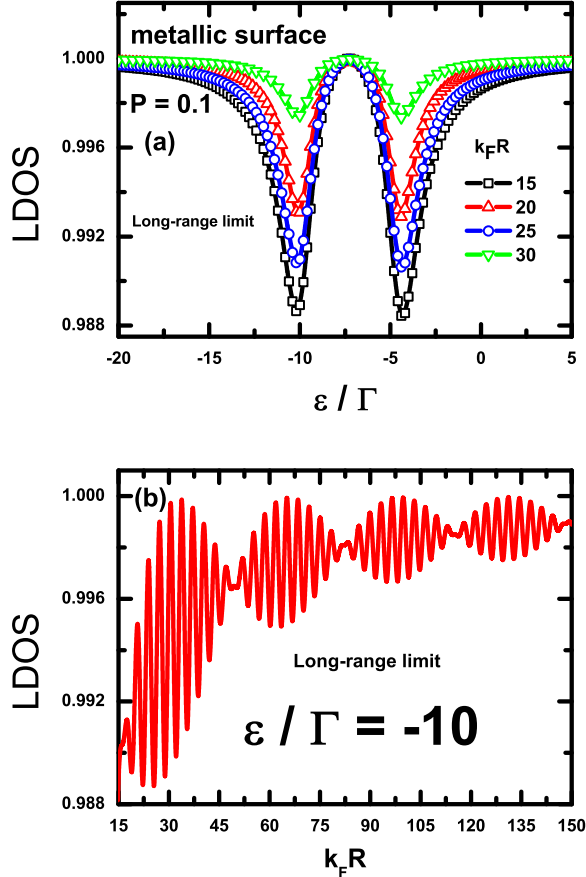


Figure 3. (Color online) In both panels we use $k_B T = 0.1\Gamma$. (a) LDOS [Eq. (24)] of a metallic surface with $P = 0.1$ as a function of ε/Γ for different values of $k_F R$ in the long-range limit (see panel (b)). The Fano profile presents two antiresonances placed at $\varepsilon = \varepsilon_{1d} = -10\Gamma$ and $\varepsilon = \varepsilon_{2d} = -4.5\Gamma$, which display an oscillatory behavior for increasing distances. (b) Damped spin-polarized quantum beats emerge in the LDOS as function of $k_F R$ with $\varepsilon = \varepsilon_{1d} = -10\Gamma$.

B. Metallic Surface

Defining $k_{F\downarrow} = k_F$, we begin the analysis in the metallic surface apparatus by dividing our study into regions we call short, intermediate and long-range limits. The short-range limit presented in Fig. 2(a) reveals that the LDOS given by Eq. (24) as function of energy exhibits two Fano antiresonances. Each one corresponds to the discrete levels of the adatom ($j = 1$) and the subsurface impurity ($j = 2$). The main feature in this situation is that the Fano profile conserves its line shape when the dimensionless parameter $k_F R$ is changed. Additionally, this profile is suppressed for increasing distances, tending to the DOS background of the host.

In Fig. 2(b) we look at how the LDOS evolves with $k_F R$ exactly at the Fano antiresonance $\varepsilon = \varepsilon_{d1} = -10\Gamma$. At the host site ($k_F R = 0$), the LDOS presents a dip-

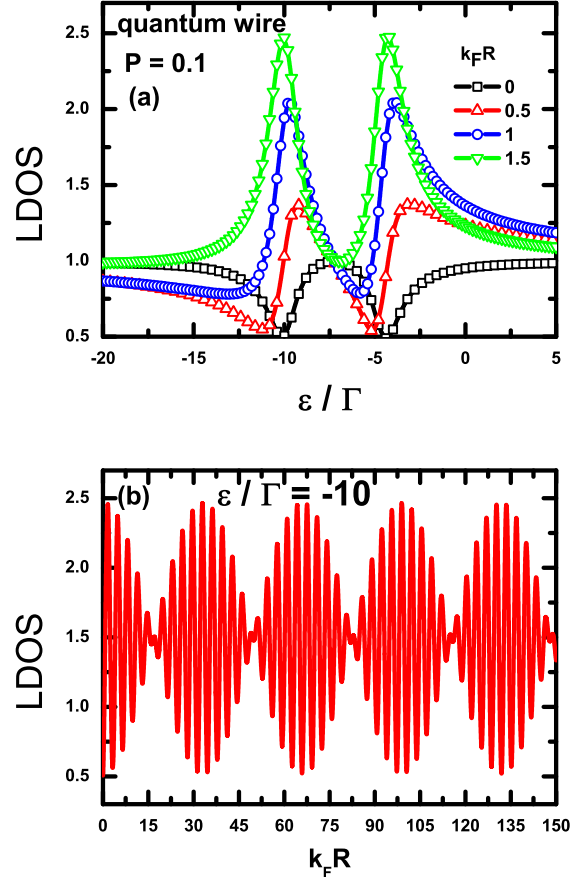


Figure 4. (Color online) (a) LDOS [Eq. (24)] at $k_B T = 0.1\Gamma$ of a quantum wire with $P = 0.1$ as a function of ε/Γ for different values of positions $k_F R$. Fano-profiles appear around $\varepsilon = \varepsilon_{1d} = -10\Gamma$ and $\varepsilon = \varepsilon_{2d} = -4.5\Gamma$. This pair of antiresonances (black line) can be tuned to resonances (green line) by moving laterally the STM tip. (b) In opposition to the metallic surface device, undamped spin-polarized quantum beats in the LDOS at $\varepsilon = \varepsilon_{1d} = -10\Gamma$ manifest.

Such a dip in the LDOS is a result of charge screening around the impurities by conduction electrons, which suppresses the LDOS of the host. Beyond the adatom position, the LDOS is indeed dictated by Friedel oscillations, which also lead to a strong decay in the long-range limit [see the Fig. 2(b)]. The evanescent feature of the LDOS is a result of the interplay between the Friedel-like expression $A_{j\sigma}^{2D}$ and the Fano parameter $q_{j\sigma}^{2D}$. These quantities are governed by Eqs. (28) and (43), where the former evolves spatially according to the zeroth-order Bessel function J_0 . Such damping in the LDOS has been already observed experimentally in a system composed by an Fe host and a Co adatom.⁵

In Fig. 3(a) we plot the Fano line shape in the long-range regime ($k_F R > 15$). The same dips at $\varepsilon = -10\Gamma$ and $\varepsilon = -4.5\Gamma$ are observed as in the short-range limit [Fig. 2(a)]. However, a contrasting feature is found be-

tween these two limits. While in the short-range case the dips become suppressed as $k_F R$ increases, in the long-range limit the dip oscillates with $k_F R$. This is a result of the oscillatory profile observed in the LDOS for increasing $k_F R$ [see Fig. 2(b)]. The oscillations of the dip can be more clearly visualized in Fig. 3(b), where we show the LDOS at $\varepsilon = \varepsilon_{d_1} = -10\Gamma$. A peculiar beating is observed in the LDOS due to the slightly different Fermi wave numbers [see Eq. (37)].

C. Quantum Wire

Figure 4(a) shows the LDOS plotted against energy for different $k_F R$ values in the short-range limit. For the STM tip at $k_F R = 0$, the LDOS shows the two-dip structure already observed in Fig. 2(a). In contrast, as $k_F R$ increases, the antiresonances change to resonances, passing through intermediate profiles (asymmetric Fano line shapes). We emphasize that this behavior in the LDOS was recently observed in the experiment performed by Prüser *et al.* with atoms of Fe and Co beneath the Cu(100) surface.²⁵

We observe in Fig. 4(b) the evolution of the LDOS with $k_F R$. Non-evanescent oscillations occur, modulated by an amplitude beating. This undamped behavior is encoded by Eqs. (46) and (49), for Friedel-like oscillations ($A_{j\sigma}^{1D}$) and Fano interference ($q_{j\sigma}^{1D}$), respectively. These quantities are simple trigonometric functions without damping. This feature is due to the absence of an extra dimension for the scattering of the electronic wave. On the other hand, in 2D this propagation is spread in a plane leading to a spatial decay in the LDOS. Thus the amplitude of the undamped beats is much larger than in the metallic surface device. This means that in such case, the LDOS signal can be more easily resolved experimentally.

D. Transport Polarization

Another quantity we investigate is the spin-polarization given by Eq. (25). As the differential conductance of Eq. (23) is proportional to the LDOS [Eq. (24)], the ferromagnetic hosts filter electrons that tunnels into (or out of) the STM tip. This filtering is dominated by the majority spin component. Thus devices without impurities behave as spin filters with a spatially uniform polarization that coincides with the value given by Eq. (2). Here we adopt $P = 0.1$. Due to the impurities in the side-coupled geometry and the host dimensionality, this polarization is perturbed in two different forms. In both the metallic surface and the quantum wire as we can see in Figs. 5(a) and 5(b) with applied bias $\phi = \varepsilon_{1d} = -10\Gamma$, the polarization oscillates around $P_T = P = 0.1$. Unlike the metallic surface system, where small deviations with damping occur, the “electron focusing” effect in the quantum wire leads to

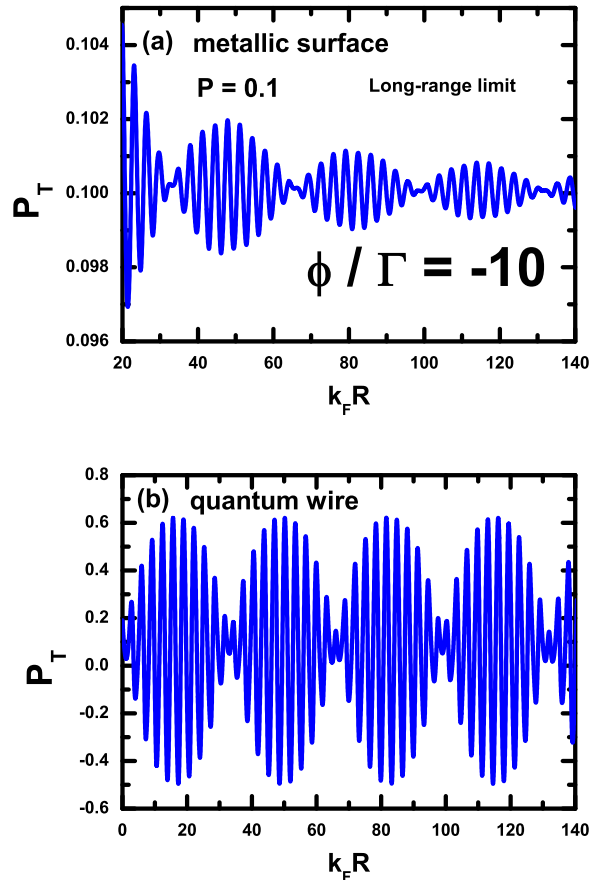


Figure 5. (Color online) Transport polarization of the ferromagnetic hosts [Eq. (25)] at $k_B T = 0.1\Gamma$ and applied bias $\phi = \varepsilon_{1d} = -10\Gamma$. (a) Damped spin-polarized quantum beats appear in the polarization of the metallic surface device. (b) Undamped type occur in the polarization of the quantum wire. In both situations, we have a spatially resolved spin-filter, with a polarization that oscillates around $P = 0.1$. In the quantum wire case, this oscillation is more pronounced.

undamped and pronounced oscillations. The polarization in the latter case does not exceed $P_T \approx +0.62$ or fall below $P_T \approx -0.5$. Therefore the polarized current through the junction formed by the STM tip and the surface alternates from spins up ($+0.62$) to down (-0.5) depending on the tip position. Additionally, along this probing direction, the polarization not only can invert the orientation of the majority spin component, but also becomes zero at some sites, where locally the unbalance of spins is totally suppressed. As a result, we have a tunneling current without polarization in specific positions on the sample surface. On the other hand, as we can see in Fig. 5(a), the amplitude of the beats in the metallic surface polarization is extremely suppressed and does not change its signal ($P_T > 0$). Thus the quantum wire operates as a spatially resolved spin filter, with a higher efficiency.

V. CONCLUSIONS

In order to investigate a ferromagnetic system with two impurities, we have calculated, the LDOS and the spin polarization of hosts in two different dimensionalities. Impurities in the side-coupled geometry, as outlined in Fig. 1, were taken into account. We analyzed both a metallic surface and a quantum wire described by the two-impurity Anderson model in the picture of a spin-polarized electron gas with impurities away from the Kondo regime. We presented a model in which an unperturbed 1D electron host in the presence of localized states produces undamped behavior in the LDOS Fano profile [see Figs. 4(a) and 4(b)], similar to that observed experimentally.²⁵ In contrast, our 2D model revealed a damped oscillatory behavior [Figs. 2(a), 2(b), 3(a) and 3(b)]. We demonstrated that these opposed features originate from the interplay between the Friedel-like function and the Fano parameter, which assume different functional forms according to the host dimensionality. Keeping the energy fixed and tuning the STM tip position, we

verified the emergence of spin-polarized quantum beats in the LDOS given by Eq. (24) as well as in the transport polarization of Eq. (25). Such an effect is due to interference between the slightly different Fermi wave numbers $k_{F\uparrow}$ and $k_{F\downarrow}$ [Eq. (37)] in the LDOS, achievable in hosts with low spin polarizations. Therefore the quantum wire setup behaves as a spatially resolved spin-filter with a high efficiency, as we can see in Fig. 5(b). Away from the adatom, this device can magnify or invert locally the original spin orientation of the host, also displaying sites where this polarization is completely quenched. As a possible experimental implementation of this apparatus, we suggest the systems investigated by Prüser.²⁵ Such setups present the same one-dimensional character as our effective quantum wire model.

ACKNOWLEDGMENTS

This work was supported by the Brazilian agencies CNPq, CAPES, FAPEMIG and PROPe/UNESP. J. C. Egues also acknowledges PRP/USP within the Research Support Center Initiative (NAP Q-NANO).

-
- ¹ U. Fano, *Phys. Rev.* **124**, 1866 (1961).
² A. E. Miroshnichenko, S. Flach and Y. S. Kivshar, *Rev. Mod. Phys.* **82**, 2257 (2010).
³ A. C. Hewson, *The Kondo Problem to Heavy Fermions*, (Cambridge University Press, Cambridge, England 1993).
⁴ A. C. Seridonio, F. S. Orahcio, F. M. Souza and M. S. Figueira, *Phys. Rev. B* **85**, 165109 (2012).
⁵ S. L. Kawahara, J. Lagoute, C. Chacon, Y. Girard, J. Klein and S. Rousset, *Phys. Rev. B* **82** 020406R (2010).
⁶ A. C. Seridonio, F. M. Souza and I. A. Shelykh, *J. Phys.: Condens. Matter* **21**, 095003 (2009).
⁷ A. C. Seridonio, F. M. Souza, J. Del Nero and I. A. Shelykh, *Physica E* **41**, 1611 (2009).
⁸ V. Madhavan, W. Chen, T. Jamneala, M. F. Crommie and N. S. Wingreen, *Science* **280**, 567 (1998).
⁹ A. Schiller and S. Hershfield, *Phys. Rev. B* **61**, 9036 (2000).
¹⁰ M. Plihal and J. W. Gadzuk, *Phys. Rev. B* **63**, 085404 (2001).
¹¹ H. C. Manoharan, C. P. Lutz and D. M. Eigler, *Nature* **403**, 512 (2000).
¹² V. Madhavan, W. Chen, T. Jamneala and F. Crommie, *Phys. Rev. B* **64**, 165412 (2001).
¹³ N. Knorr, M. A. Schneider, L. Diekhöner, P. Wahl and K. Kern, *Phys. Rev. Lett.* **88**, 096804 (2002).
¹⁴ P. Wahl, L. Diekhöner, G. Wittich, L. Vitali, M. A. Schneider and K. Kern, *Phys. Rev. Lett.* **95**, 166601 (2005).
¹⁵ C.Y.Lin, A. H. C. Neto and B. A. Jones, *Phys. Rev. Lett.* **97**, 156102 (2007).
¹⁶ Y. S. Fu, S.H. Ji, X. Chen, X. C. Ma, R. Wu, C. C. Wang, W. H. Duan, X. H. Qiu, B. S., P. Zhang, J. F. Jia and Q. K. Xue, *Phys. Rev. Lett* **99**, 256601 (2007).
¹⁷ J. M. Aguiar-Hualde, G. Chiappe, E. Louis and E. V. Anda, *Phys. Rev. B* **76**, 155427 (2007).
¹⁸ G. Chiappe and E. Louis, *Phys. Rev. Lett.* **97**, 076806 (2006).
¹⁹ O. Úsághy, J. Kroha, L. Szunyogh and A. Zawadowski, *Phys. Rev. Lett.* **85**, 2557 (2000).
²⁰ A. F. Otte, M. Ternes, K. V. Bergmann, S. Loth, H. Brune, C. P. Lutz, C. F. Hirjibehedin and A. J. Heinrich, *Nature Physics* **4**, 847 (2008).
²¹ M. Ternes, A. J. Heinrich and W. D. Schneider, *J. Phys.: Condens. Matter* **21**, 053001 (2009).
²² J. Figgins and D. K. Morr, *Phys. Rev. Lett.* **104**, 187202 (2010).
²³ P. Wölfle, Y. Dubi and A. V. Balatsky, *Phys. Rev. Lett.* **105**, 246401 (2010).
²⁴ P. H. Penteado, F. M. Souza, A. C. Seridonio, E. Vernek and J. C. Egues, *Phys. Rev. B* **84**, 125439, (2011).
²⁵ H. Prüser, M. Wenderoth, A. Weismann, and R. G. Ulbrich, *Phys. Rev. Lett.* **108**, 166604 (2012).
²⁶ H. Prüser, M. Wenderoth, P. E. Dargel, A. Weismann, R. Peters, T. Pruschke and R. G. Ulbrich, *Nat. Phys.* **7**, 203 (2011).
²⁷ S. Lounis, P. Zahn, A. Weismann, M. Wenderoth, R. G. Ulbrich and I. Mertig, *Phys. Rev. B* **83**, 035427 (2011).
²⁸ A. Weismann, M. Wenderoth, S. Lounis, P. Zahn, N. Quaas, R. G. Ulbrich, P. H. Dederichs, Stefan Blügel, *Science* **323**, 1190 (2009).
²⁹ A. Weismann, Ph.D. thesis, Georg-August-Universität zu Göttingen, 2008.
³⁰ S. Lounis, Ph.D. thesis, Rheinisch-Westfälische Technische Hochschule (RWTH) Aachen, 2007.
³¹ N. Néel, J. Kröger and R. Berndt, *Phys. Rev. B* **82**, 233401 (2010).
³² P. Zhang, Q. K. Xue, Y. Wang and X. C. Xie, *Phys. Rev. Lett.* **89**, 286803 (2002).

- ³³ Y. Qi, J. X. Zhu, S. Zhang, and C. S. Ting, *Phys. Rev. B* **78** 045305 (2008).
- ³⁴ J. Martinek, M. Sindel, L. Borda, J. Barnaś, J. König, G. Schön and J von Delft, *Phys. Rev. Lett.* **91**, 247202 (2003).
- ³⁵ J. Martinek, Y. Utsumi, H. Imamura, J. Barnaś, S. Maekawa, J. König and G. Schön, *Phys. Rev. Lett.* **91**, 127203 (2003).
- ³⁶ C. M. Soo, D. Sánchez and R. López, *Phys. Rev. Lett.* **92**, 056601 (2004).
- ³⁷ J. Martinek, M. Sindel, L. Borda, J. Barnaś, R. Bulla, J. König, G. Schön, S. Maekawa and J von Delft, *Phys. Rev. B* **72**, 121302(R) (2005).
- ³⁸ Y. Utsumi, J. Martinek, G. Schön, H. Imamura and S. Maekawa, *Phys. Rev. B* **71**, 245116 (2005).
- ³⁹ R. Świrkowicz, M. Wilczyński, M. Wawrzyniak and J. Barnaś, *Phys. Rev. B* **73**, 193312 (2006).
- ⁴⁰ A. N. Pasupathy, R. C. Bialczak, J. Martinek, J. E. Grose, L. A. K. Donev, P. L. McEuen and D. C. Ralph, *Science* **306**, 86 (2004).
- ⁴¹ M. Sindel, L. Borda, J. Martinek, R. Bulla, J. König, G. Schön, S. Maekawa and J. von Delft, *Phys. Rev. B* **76**, 045321 (2007).
- ⁴² K. Hamaya, M. Kitabatake, K. Shibata, M. Jung, M. Kawamura, K. Hirakawa, T. Machida and T. Taniyama, *Appl. Phys. Lett.* **91**, 232105 (2007).
- ⁴³ K. Hamaya, M. Kitabatake, K. Shibata, M. Jung, M. Kawamura, S. Ishida, T. Taniyama, K. Hirakawa, Y. Arakawa and T. Machida, *Phys. Rev. B* **77**, 081302(R) (2008).
- ⁴⁴ M. R. Calvo, J. Fernández-Rossier, J.J. Palacios, D. Jacob, D. Natelson and C. Untiedt, *Nature* **458**, 1150 (2009).
- ⁴⁵ J. Hauptmann, J. Paaske and P. Lindelof, *Nature Phys.* **4**, 373 (2008).
- ⁴⁶ I. Weymann and L. Borda, *Phys. Rev. B* **81**, 115445 (2010).
- ⁴⁷ I. Weymann, *Phys. Rev. B* **83**, 113306 (2011).
- ⁴⁸ M. Misiorny, I. Weymann and J. Barnaś, *Phys. Rev. Lett.* **106**, 126602 (2011).
- ⁴⁹ M. Gaass, A. K. Hütel, K. Kang, I. Weymann, J. von Delft and Ch. Strunk, *Phys. Rev. Lett.* **107**, 176808 (2011).
- ⁵⁰ M. Misiorny, I. Weymann and J. Barnaś, *Phys. Rev. B* **84**, 035445 (2011).
- ⁵¹ P. W. Anderson, *Phys. Rev.* **124**, 41 (1961).
- ⁵² H. Haug and A. P. Jauho, *Quantum Kinetics in Transport and Optics of Semiconductors*, Springer series in Solid-State Sciences 123 (Springer, New York, 1996).
- ⁵³ E. C. Stoner, *Proc. R. Soc. London A* **169**, 339 (1939).
- ⁵⁴ F. M. Souza, J. C. Egues and A. P. Jauho, *Braz. J. Phys.* **34**, 565 (2004).