

Solving for three-dimensional central potentials using matrix mechanics

B.A. Jugdutt¹ and F. Marsiglio^{1,2}

¹ *Department of Physics, University of Alberta, Edmonton, Alberta, Canada, T6G 2E1*

² *Physics Division, School of Science and Technology University of Camerino, I-62032 Camerino (MC), Italy*

(Dated: November 27, 2024)

Matrix mechanics is an important component of an undergraduate education in quantum mechanics. In this paper we present several examples of the use of matrix mechanics to solve for a number of three dimensional problems involving central forces. These include examples with which the student is familiar, such as the Coulomb interaction. In this case we obtain excellent agreement with exact analytical methods. More importantly, other interesting ‘non-solvable’ examples, such as the Yukawa potential, can be solved as well. Much less mathematical expertise is required for these methods, while some minimal familiarity with the usage of numerical diagonalization software is necessary.

I. INTRODUCTION

An important component of the undergraduate training in quantum mechanics is the solution of the three dimensional Schrödinger equation for a particle that experiences a central potential, i.e. one in which the potential is a function only of the distance from the origin. Then, the Schrödinger equation is separable in spherical coordinates, and the angular part is determined analytically, in terms of the well known spherical harmonics and the associated Legendre polynomials.¹ What then remains is the solution of the radial part of the wave function, and typically some examples are worked out, like the infinite spherical well, the 3D harmonic oscillator, and of course, the hydrogen atom.

The solution to the radial part of the wave function usually requires somewhat advanced mathematics, and tends to go in one of two ways, either (i) solution by recognition, or (ii) by power series. The first method amounts to declaring that the radial differential equation is one that has been studied for more than a century, and is ‘easily’ recognizable as the ‘insert famous name’ Equation, and therefore has ‘insert famous name’ functions as solutions. Even worse from a student’s point of view, is to declare that the solution is a confluent hypergeometric function with appropriate arguments, and perhaps leave as an exercise which famous name is associated with which arguments. The second method is a little more satisfying, in that the student ends up constructing the function that turns out to have a famous name associated with it, but there are often a number of preliminary steps required, whereby the asymptotic behaviours are ‘peeled off’, so that what remains is a simple polynomial; this procedure is straightforward to those that are familiar with it, but to a novice in both quantum mechanics and in differential equations, the process can be somewhat daunting.

This level of mathematics has its benefits, and is of course a required component of a physicist’s toolkit. However, at this stage of a student’s career it can also serve to dampen their enthusiasm for physics. As educators it is also important to consider that for students who eventually do not pursue a career in physics (or mathematics), extensive knowledge of Laguerre polynomials

will probably not help them in their future career. Furthermore, this way of solving problems will not be too helpful when it comes to examining potentials that are *not* tractable by either of these methods.

At the same time, matrix mechanics is generally taught only in the abstract, with real implementations relegated to more advanced degrees, and usually in the context of many-body physics. We therefore suggest a general purpose numerical method for solving problems involving central forces in three dimensions; the results obtained are necessarily approximate but very accurate. While this method should not replace the teaching of exact analytical methods referenced above, it provides a tool for learning the use of matrix mechanics methods, and for understanding the behaviour of the solutions of various potentials that cannot be solved analytically. It has even been used very recently to provide insight to the differences between the $2s$ and $2p$ electrons in atomic lithium.² This method follows that already developed for one dimensional potentials in Ref. 3. The virtue of this approach is that it requires only linear algebra and integral calculus, topics normally covered in a student’s first year of university studies. The difficult part is that students need to have access to software tools at some basic level to carry out the linear algebra, and, in some cases, to perform the integrations that are required. Our experience has been that this part is difficult for some students; however, it is our belief that some familiarity with Matlab, or Maple, or Mathematica will have broader application for the average student in the long run than a knowledge of non-elementary functions.

We begin with an example which can be first addressed by standard methods, the Coulomb potential, specifically for the hydrogen atom. In this way students can readily check their answers. The Coulomb potential happens to be one of the most difficult examples to use, however. Because of its long range it supports an infinite number of bound states; as will be shown below it is impossible to recover all of these through the present approach, but a careful study of this problem will help to highlight the limitations and subtleties of this approach. Probably a few tricks could be adopted to circumvent this difficulty, but this would run counter to our goals, as this method should be generally applicable to any po-

tential that supports bound states.

We will then examine the finite spherical well, and determine for example, the critical depth required for at least one bound state to exist. This is also known analytically, and so will provide a benchmark for the present method.

Finally, we will examine solutions for the so-called Yukawa potential, a useful potential both in nuclear physics, where it was used to model meson exchange between nucleons, and in condensed matter physics, where it is used to model Coulomb interactions whose range has been shortened due to screening. Solutions for this potential generally require advanced applications of perturbative or variational methods. We will make comparisons of our results with these.

We should emphasize that we will not comment on numerical methods in this paper. We assume that students have access to software that can compute desired integrals and diagonalize reasonably large matrices. It is assumed that the necessary training for this procedure is a prerequisite to a student's first course in quantum mechanics.⁴

II. FORMULATION OF THE MATRIX MECHANICS PROBLEM

For a central potential the solution to the time-independent Schrödinger equation is separable,

$$\psi(r, \theta, \phi) \equiv R(r)Y_\ell^m(\theta, \phi), \quad (1)$$

where we have already written down the solution to the angular part — it consists of the spherical harmonics, which are functions of the standard spherical angles. Following the usual procedure, one can replace the radial function $R(r)$ with $u(r) = rR(r)$, and arrive at the so-called radial equation,

$$-\frac{\hbar^2}{2m_0} \frac{d^2 u(r)}{dr^2} + V_{\text{eff}}(r)u(r) = Eu(r), \quad (2)$$

which is identical to the one dimensional Schrödinger equation for a particle of mass m_0 , except that the *effective* potential contains an additional so-called centrifugal term,

$$V_{\text{eff}}(r) = V(r) + \frac{\hbar^2}{2m_0} \frac{\ell(\ell+1)}{r^2}. \quad (3)$$

Note also that $\int_0^\infty dr |u(r)|^2 = 1$, and that r ranges from 0 to ∞ . In addition, because this Schrödinger equation is for $u(r) \equiv rR(r)$, and $R(r)$ is well-behaved at the origin, then a boundary condition is that $u(r=0) = 0$.⁵ Following Ref. 3 we embed this potential in an infinite square well⁶ extending from $r=0$ to $r=a$, where a is some cutoff radius, whose value will influence the results in a manner to be explained below.

Figure 1 shows the examples of the potentials we will use in this paper, plotted along with the infinite square

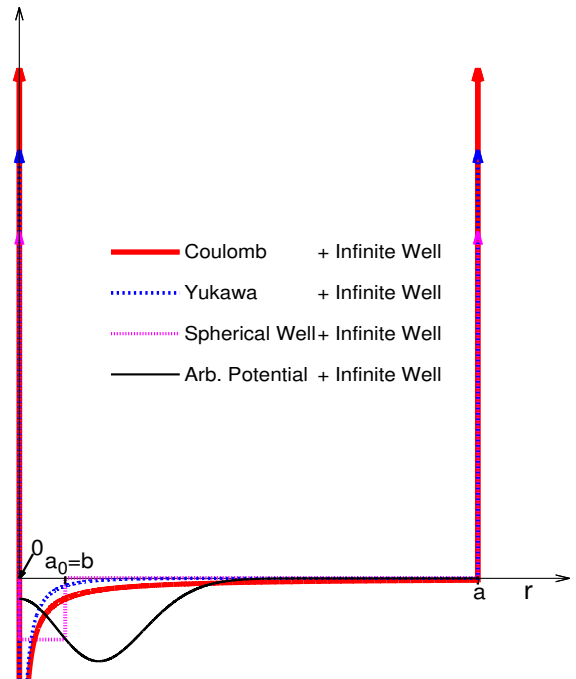


FIG. 1. (color online) A plot of the various potentials to be used in this paper, along with the infinite square well “embedding” potential placed between $r=0$ and $r=a$. Note that we have used $a_0/a = 1/10$ in the figure, and $b = a/10$ for the finite spherical well. Also shown is an arbitrarily complicated potential well, to illustrate the point that this potential poses no further difficulty compared to the others, with this method.

well “embedding” potential. We also include an arbitrarily complicated potential well shape, to emphasize that this method can solve for any such potential. The rationale for this choice is that the embedding potential allows for a simple set of basis states, which are simply the eigenstates of the infinite potential well,

$$\phi_n(r) = \sqrt{\frac{2}{a}} \sin\left(\frac{n\pi r}{a}\right), \quad (4)$$

with eigenvalues

$$E_n^0 = \frac{\pi^2 \hbar^2 n^2}{2m_0 a^2}. \quad (5)$$

The embedding potential enforces that the function is zero at the origin, $u(r=0) = 0$, but also now requires the function to vanish at the other wall, $u(r=a) = 0$. Such a formulation will work reasonably well for bound states in attractive potentials, and provides a basis set that is most familiar to students. Now we write the radial equation in Dirac notation as

$$[H_0 + V_{\text{eff}}]|u\rangle = E|u\rangle, \quad (6)$$

where H_0 includes both the kinetic energy and the infinite square well potential, so that

$$H_0|\phi_n\rangle = E_n^0|\phi_n\rangle. \quad (7)$$

If we now expand $|u\rangle$ in terms of this basis set,

$$|u\rangle = \sum_{m=1}^{\infty} c_m |\phi_m\rangle, \quad (8)$$

and substitute this into Eq. (6), followed by an inner product with each bra $\langle\phi_n|$, we obtain the matrix equation

$$\sum_{m=1}^{\infty} H_{nm} c_m = E c_n, \quad (9)$$

where the matrix elements are given by

$$H_{nm} = \langle\phi_n|(H_0 + V_{\text{eff}})|\phi_m\rangle = \delta_{nm} E_n^0 + \frac{2}{a} \int_0^a dr \sin\left(\frac{n\pi r}{a}\right) \left\{ V(r) + \frac{\hbar^2 \ell(\ell+1)}{2m_0 r^2} \right\} \sin\left(\frac{m\pi r}{a}\right), \quad (10)$$

and δ_{nm} is the Kronecker delta function.

Eq. (10) is readily evaluated for any bound state potential, numerically if need be. We will begin with the Coulomb potential experienced by an electron of reduced mass m_0 near a positively charged proton,

$$V_{\text{Coul}}(r) = -\frac{e^2}{4\pi\epsilon_0} \frac{1}{r}, \quad (11)$$

where $\mp e$ is the charge of the electron (proton) and ϵ_0 is the vacuum dielectric constant. Note that both the Coulomb potential and the centrifugal term are singular at the origin, but that the integrand in Eq. (10) is not, and varies smoothly, apart from the oscillations of the sine functions.

Two issues should be raised before we proceed; one is that the matrix size in the eigenvalue problem posed in Eq. (9) is infinite. This will be dealt with by utilizing an upper cutoff n_{max} , and increasing the value of this cutoff until the results are converged. For large quantum numbers, the basis states exhibit two related properties; first, they have increasing energy, and for this reason, may be viewed as more and more irrelevant for contributions to low energy states. However, concomitantly they have finer spatial resolution. Often it is the finer spatial resolution that is required to accurately describe a low-lying state, so sometimes a larger basis is required than one might think if only energy considerations are used. Either way, numerical convergence is attained once basis states with very high energy and very sharp spatial resolution are not needed to describe the problem at hand.

The second issue concerns the value of the width of the well, a , or equivalently, the cutoff in radial distance. The natural unit of distance in the Coulomb problem is the Bohr radius, $a_0 \equiv (4\pi\epsilon_0/e^2)(\hbar^2/m)$, since we know in advance that for the Coulomb problem the bound states decay exponentially with radial distance r . As we shall see, however, exponential decay is not as strong as we would like, particularly when there is a numerical coefficient in the exponent that stretches out the exponential decay, so that a cutoff in the radial distance is required

to be many times (10-20) the Bohr radius to get very accurate results for the ground state. For excited states this cutoff will have to be higher, to achieve the same level of accuracy.

For large well widths, however, the basis states deteriorate in spatial resolution. To achieve the same spatial resolution, therefore, we will need to increase the value of n_{max} . We will return to these comments as we examine particular examples in the following sections.

III. THE COULOMB POTENTIAL

For the Coulomb potential we will focus on $\ell = 0$, to illustrate the method. Note that the integral in Eq. (10) can be written in terms of the so-called cosine integral. However, in the spirit of avoiding non-elementary functions (this one is more easily evaluated in the form of the integral written in Eq. (10) anyways), we simply do the integral numerically. Note that in the interest of calculating as few of these integrals as is needed ahead of time, it is best to use a trigonometric identity⁷ before evaluating the integral. We obtain

$$\begin{aligned} \langle V_{\text{Coul}} \rangle &= -\frac{e^2}{4\pi\epsilon_0} \frac{2}{a} \int_0^a dr \sin\left(\frac{n\pi r}{a}\right) \frac{1}{r} \sin\left(\frac{m\pi r}{a}\right) \\ &= -2\frac{a_0}{a} E_0 \left\{ L_1(n+m) - L_1(n-m) \right\}, \quad (12) \end{aligned}$$

with

$$L_1(m) \equiv \int_0^1 dx \frac{1 - \cos(m\pi x)}{x}, \quad (13)$$

where we used $x \equiv r/a$, added and subtracted unity to the cosines, and, in the second line of Eq. (12), we adopted the natural energy unit in the problem, $E_0 \equiv \hbar^2/(2m_0 a_0^2)$, which is one Rydberg (≈ 13.606 eV). Similar simplification is applicable for the centrifugal term if needed.

Having decided on a value of a/a_0 , and a particular maximum size for the matrix, n_{max} , it is now a simple matter of evaluating the matrix elements and substituting into Eq. (9). We rewrite this equation in dimensionless units:

$$\sum_{m=1}^{n_{\text{max}}} h_{nm} c_m = e c_n, \quad (14)$$

where $e \equiv E/E_0$, and

$$\begin{aligned} h_{nm} &\equiv \frac{H_{nm}}{E_0} = \delta_{nm} (\pi n a_0/a)^2 \\ &\quad - 2\frac{a_0}{a} \left\{ L_1(n+m) - L_1(n-m) \right\} \\ &\quad + \ell(\ell+1) \left(\frac{a_0}{a}\right)^2 \left\{ L_2(n+m) - L_2(n-m) \right\}, \quad (15) \end{aligned}$$

where

$$L_2(m) \equiv \int_0^1 dx \frac{1 - \cos(m\pi x)}{x^2}. \quad (16)$$

Figure 2 shows an example of the calculation with $a/a_0 = 50$ and $n_{max} = 200$. Several characteristics should be noted. The exact results, $e_{\text{exact}} \equiv E_{\text{exact}}/E_0 = -1/n^2$, are given by the square symbols. They are of course all negative, though they become more difficult to distinguish from zero as n increases. The cross-hairs

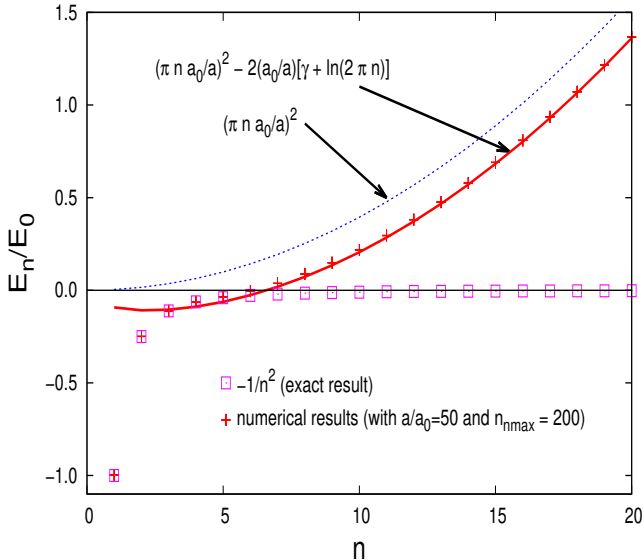


FIG. 2. (color online) Energy levels for the Coulomb potential vs. the quantum number n ($\ell = 0$). Exact analytical results are shown with the squares. Numerical results obtained with an embedding infinite square well with width $a = 50a_0$, where a_0 is the Bohr radius, are shown with cross-hairs. The numerical results reproduce very accurately the first four bound state energies. Eventually, the energies become positive (unbound) due to the embedding potential, and for very large quantum number n , they will vary as n^2 (shown with a blue dotted curve), suitable for an infinite square well of width a . A more accurate result (Eq. (17)) is shown with a red solid curve, and can be derived from perturbation theory.

represent the result of our numerical calculation. Only the first six values of the energy are negative, and of these, the first four are very accurate; the remainder become positive and in fact approach the results expected from an infinite square well potential of width a . For such large values of n the Coulomb potential becomes a minor perturbation compared to the infinite square well. By examining the diagonal matrix elements only for large values of n , one can derive

$$\frac{E_n}{E_0} \approx (\pi n a_0/a)^2 - 2 \frac{a_0}{a} (\gamma + \ln(2\pi n)), \quad (17)$$

where $\gamma \approx 0.5772\dots$ is Euler's constant. This result is indicated with a curve in Fig. 2 and provides remarkably accurate results (contrast with the $\sim n^2$ curve also shown), even for rather low values of n . While this analytical result has nothing to do with the pure Coulomb potential it does provide an opportunity to illustrate first order perturbation theory.

TABLE I. Table 1. Results for $a/a_0 = 10$.

n_{max}	E_1/E_0	E_2/E_0
50	-0.99915	-0.22546
100	-0.99983	-0.22558
200	-0.99992	-0.22560
400	-0.99993	-0.22560

TABLE II. Table 2. Results for $a/a_0 = 20$.

n_{max}	E_1/E_0	E_2/E_0	E_3/E_0
50	-0.99428	-0.24925	-0.09951
100	-0.99920	-0.24987	-0.09979
200	-0.99989	-0.24996	-0.09983
400	-0.99999	-0.24997	-0.09984

A summary of the effects of the square well cutoff and the matrix truncation size are best presented in tabular form, since the differences are so minute. Table 1 shows results as a function of the matrix size, n_{max} , for a given $a/a_0 = 10$. In this instance the third eigenvalue is always positive, i.e. the square well is narrow enough that what would normally be the third bound state is pushed into the positive regime by the existence of the outer wall at $r = a$. Note that the first two bound states, tabulated in Table 1, do converge to a definite value as n_{max} increases, but that this value is not necessarily the value pertaining to the Coulomb potential, without the embedding square well potential. In this case, this is especially true for E_2/E_0 , which should have a value of -0.25 , but actually converges to a value of -0.2256 . If we didn't know beforehand that the expected values were $E_1/E_0 = -1$ and $E_2/E_0 = -1/4$, then the way to check this is to increase the well width until we achieve convergence in the energies as a function of both a/a_0 and n_{max} . Tables 2 and 3 illustrate this process. It is clear that for sufficiently large a/a_0 the embedding potential plays no role (as is desirable) for a sufficiently large matrix size cutoff. In fact, for a specific cutoff, say $n_{max} = 50$, then it is clear that as the size of the square well, a/a_0 , increases, the accuracy for a given energy level *actually decreases*. The reason for this is as stated earlier; for larger a/a_0 the same basis state (say, $\phi_{50}(r)$) has less spatial resolution than the 50th basis state for a smaller value of a/a_0 .

TABLE III. Table 3. Results for $a/a_0 = 50$.

n_{max}	E_1/E_0	E_2/E_0	E_3/E_0
50	-0.94114	-0.24207	-0.10872
100	-0.98932	-0.24864	-0.11071
200	-0.99846	-0.24981	-0.11105
400	-0.99980	-0.24997	-0.11110
800	-0.99998	-0.25000	-0.11111

In summary we have illustrated how matrix mechanics, with a simple square well basis (i.e. a Fourier basis), can reproduce the bound state energies for the Coulomb potential. By extending the square well width, and appropriately increasing the matrix size, we converge to the known analytical results. We should also note that most software packages routinely return the eigenvector along with the eigenvalue. For a given eigenvalue E_n , this corresponds to a vector of coefficients $c_m^{(n)}$ for $m = 1, 2, 3, \dots, n_{max}$, as in Eq. (14). With these one can readily compute the corresponding radial wave function, $R_n(r) \equiv u_n(r)/r$, where

$$u_n(r) = \sum_{m=1}^{n_{max}} c_m^{(n)} \sqrt{\frac{2}{a}} \sin\left(\frac{m\pi r}{a}\right) \quad (18)$$

and we have suppressed the index ℓ since we have focussed on $\ell = 0$ for the Coulomb potential.

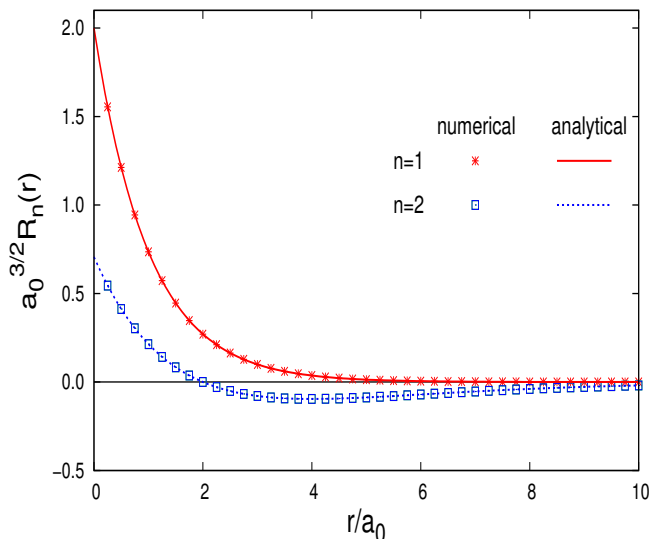


FIG. 3. (color online) Numerical results (shown with symbols) for the radial wave functions ($n = 1$ and $n = 2$, both with $\ell = 0$) vs. the radial coordinate, r . Analytical results are also shown (with curves). Agreement is excellent.

These are shown in Fig. 3 for the $n = 1$ and $n = 2$ states, along with the known analytical results,

$$\begin{aligned} a_0^{3/2} R_{10}(r) &= 2 \exp[-r/a_0] \\ a_0^{3/2} R_{20}(r) &= \frac{1}{\sqrt{2}} \left(1 - \frac{r}{2a_0}\right) \exp[-r/(2a_0)]; \end{aligned} \quad (19)$$

the agreement of the numerical results is superb. Note that the scale is in units of the Bohr radius, and the decay is complete over a radial distance of about $10 \times$ the Bohr radius. The right hand side of the embedding infinite square well is at $a = 50a_0$, so this is well off-scale on this figure. Because both wave functions have decayed essentially to zero by this point, the embedding

square well disappears from the problem (as is desired). We have also checked other states, including those with $\ell \neq 0$, and found similar agreement.

IV. FINITE SPHERICAL WELL

The finite spherical well (see Fig. 1), with the simple potential,

$$V_{sph}(r) = \begin{cases} -V_0 & \text{if } 0 < r < b, \\ 0 & \text{otherwise.} \end{cases} \quad (20)$$

has the virtue that, at least for $\ell = 0$, has matrix elements that can be obtained analytically from Eq. (10). They are

$$H_{nm} = \delta_{nm} E_n^0 - \frac{V_0}{\pi} \{g(n-m) - g(n+m)\}, \quad (21)$$

where as before $E_n^0 = (\hbar\pi n)^2/[2m_0 a^2]$, and the function $g(n)$ is given by

$$g(n) = \frac{\sin(n\pi b/a)}{n}, \quad (22)$$

with the $n = 0$ case simply given by l'Hôpital's rule.

Students can most readily work with this potential, and make comparisons with known analytical results. The analytical result in fact requires a graphical solution of a transcendental equation,¹

$$\tan(z + \pi/2) = \sqrt{\left(\frac{z_0}{z}\right)^2 - 1}, \quad (23)$$

where $z_0 \equiv \pi\sqrt{V_0/E_{1b}^0}$ and $z \equiv \pi\sqrt{(V_0 + E)/E_{1b}^0}$. Note that we use $E_{1b}^0 \equiv (\hbar\pi)^2/(2m_0 b^2)$ as the energy scale, as the analytical solution does *not* utilize an embedding infinite potential well of width a . Solutions to Eq. (23) are easy to obtain if one simply solves for z_0 (and hence V_0) in terms of z (and hence E). Then, simple manipulation of Eq. (23) gives the result explicitly, from which a table can be readily constructed, and then E can be plotted vs. V_0 .

The spherical potential well can be used to illustrate the important principle that in three dimensions, a critical depth V_{0c} is required to sustain a bound state, in contrast to the case in one or two dimensions. In fact, for a choice $a = 10b$, the embedding potential will have no effect on the results, *except* as the potential depth is varied close to the critical potential. This is because as this occurs, the spatial extent of the bound state (for $V_0 \gtrsim V_{0c}$) increases as $V_0 \rightarrow V_{0c}$, until at some point, the embedding potential will ‘aid’ to push the bound state above zero energy for slightly larger V_0 than would actually occur without an embedding infinite square well.

To discover this with our matrix approach, one would have to increase a/b , and determine the value of the potential for which a negative energy state no longer exists. A plot of these critical values of V_0 , plotted versus b/a ,

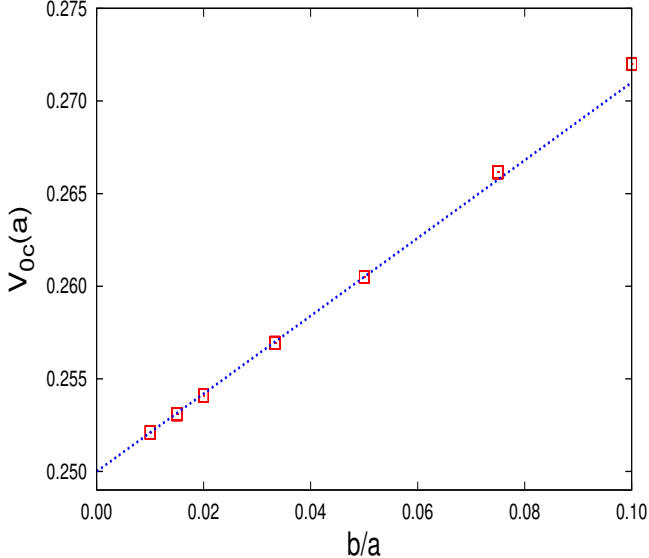


FIG. 4. (color online) A plot of V_{0c} , the critical value of V_0 , below which a bound state no longer exists, vs. b/a , where b is the radius of the spherical potential, and a is the width of the embedding infinite square well potential. As $a \rightarrow \infty$ the influence of the embedding potential is eliminated; the blue line shows that the extrapolated value of $V_{0c} = 1/4$ agrees with the well known analytical result.

is shown in Fig. 4. This clearly shows that as $a \rightarrow \infty$, the critical value is $V_{0c}/E_{1b}^0 = 0.25$, in agreement with what is known analytically. We show this here to address a similar issue concerning the Yukawa potential in the next section.

V. THE YUKAWA POTENTIAL

We now examine an attractive Yukawa potential, which can be written as

$$V_{\text{Yuk}}(r) = -A \frac{e^2}{4\pi\epsilon_0} \frac{e^{-\mu r/a_0}}{r}, \quad (24)$$

where A allows us to adjust the strength of the interaction, and a_0/μ is the screening length, written in units of the Bohr radius. Clearly, for $A \rightarrow 1$ and $\mu \rightarrow 0$ we recover the Coulomb interaction discussed in Section III. The Yukawa potential has a shorter range than the Coulomb, and therefore has a finite number of bound states. In what follows we will focus exclusively on the $\ell = 0$ states, and thus have no need for the centrifugal term, although, as in the case of the unscreened Coulomb interaction, a study of $\ell \neq 0$ states poses no extra difficulty.

Unlike the previous potentials discussed so far, there is no known analytical solution for the Yukawa potential. Solutions either involve direct numerical solution of the Schrödinger differential equation,⁸ or rely on sophisticated numerical procedures centered around the

TABLE IV. Table 4. Ground state energies ($A = 1$) in units of E_0 , as compared with those of Ref. (13).

μ	1s energy	Ref. (13)
0.10	-0.814 116	-0.814 116...
0.20	-0.653 617	-0.653 617...
0.40	-0.396 752	-0.396 752...
0.60	-0.212 271	-0.212 272...
0.80	-0.089 408	-0.089 409...
1.00	-0.020 552	-0.020 572...

variational method^{9–12} and perturbation theory¹³; yet another numerical procedure uses an expansion technique that uses special functions connected to Laguerre polynomials.^{14,15} In fact, our present methodology is similar in spirit to the so-called J-matrix method¹⁶ around which these Laguerre polynomial-based methods are developed. The virtue of the present approach is in its simplicity; the use of a simple numerical method based on straightforward matrix diagonalization in a basis which consists of *sine* functions makes the work described below readily accessible to undergraduate students.

Following the previous sections, we require the following matrix elements to be used in Eq. (14):

$$h_{nm} \equiv \frac{H_{nm}}{E_0} = \delta_{nm}(\pi n a_0/a)^2 - 2A \frac{a_0}{a} \{K_1(n+m) - K_1(n-m)\} + \ell(\ell+1) \left(\frac{a_0}{a}\right)^2 \{L_2(n+m) - L_2(n-m)\}, \quad (25)$$

with

$$K_1(m) \equiv \int_0^1 dx \frac{[1 - \cos(m\pi x)]e^{-\mu a x/a_0}}{x}, \quad (26)$$

where, as in the case for the Coulomb potential, we have used a unit of energy, $E_0 \equiv \hbar^2/(2m_0 a_0^2)$. Note that the important sections of numerical code needed to implement this calculation are included in an Appendix; setting $\mu = 0$ allows one to recover the results for the Coulomb interaction.

The presence of an exponentially decaying factor in the $K_1(m)$ integral does not make the (numerical) integration any harder than in the Coulomb case; moreover, for most parameter choices converged results will be obtained without requiring a/a_0 to be excessively large. In Fig. 5 we show results for the energies of the *s*-states; symbols indicate previous results,¹³ which are in excellent agreement with our own. Table 4 shows more digits for the ground state energies as a function of the screening parameter μ , and indeed illustrates the remarkable accuracy of the results of Ref. (13). We have kept a/a_0 and n_{max} fixed at 30 and 1800, respectively. This is the reason for the very slight deterioration in our values for larger μ ; we can readily achieve further accuracy by increasing the infinite square well width, but at some point

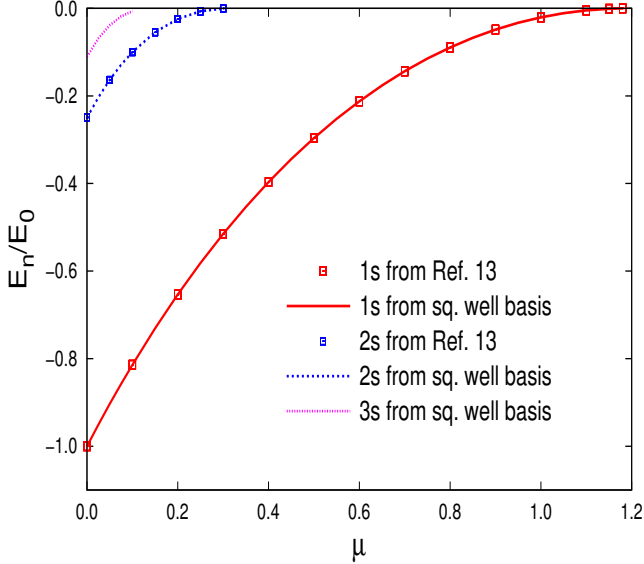


FIG. 5. (color online) Energy levels for the Yukawa potential (with $A = 1$), as a function of the screening parameter, μ . The solid (red), dotted (blue) and dashed (pink) curves show the 1s, 2s, and 3s levels, respectively. Also shown (with symbols) are results from Ref. (13), with which we are in excellent agreement. Note the existence of critical values of μ_c , about which we will say more later.

this would become prohibitively time-consuming. As μ increases (for fixed $A = 1$), the bound state energy approaches zero, and the wave function is more extended, and hence a large value of a is required to maintain the same accuracy. Note, however, that we are demonstrating that we can achieve any desired accuracy; for example, with $\mu = 0.2$, we require only $n_{max} \approx 50$ to achieve better than 0.1% accuracy in the energy. Figure 5 also illustrates graphically how quickly the infinite number of bound states become reduced to a very small number as μ increases. A critical value, μ_c , beyond which *no* bound states exist, clearly exists near 1.2, about which we will say more below.

As before one can obtain wave functions; when screening is present, given the same energy (by increasing A as μ increases) the wave functions are more localized around the origin. Figure 6 shows a comparison of such wave functions; in each case we have adjusted the value of A to always maintain $E_1(\mu)/E_0 = -1$. The biggest impact occurs near the origin, as the screened wave functions have considerably more amplitude there.

Conversely, we can examine how the ground state wave functions evolve with increasing μ with the strength maintained at $A = 1$. Then, the main effect will be that the energy approaches zero, so that the wave function is increasingly ‘less bound’ as μ increases. Thus, even though the interaction is more screened, and therefore shorter ranged, the wave function will spread out. Figure 7 bears this out; as μ increases the wave functions become more extended, as expected. For $\mu \approx \mu_c = 1.1632$

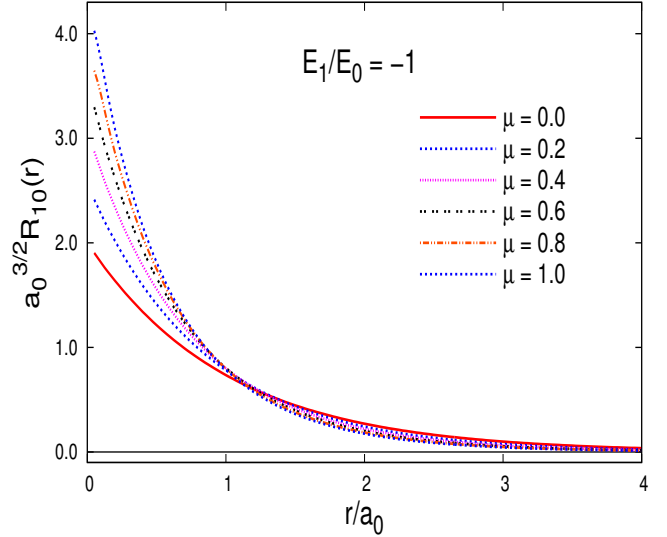


FIG. 6. (color online) The ground state wave function vs. radial coordinate, r , for various values of the screening parameter, μ , while A has been increased to keep the ground state energy fixed, $E_1 = -E_0$. As expected, the wave function becomes increasingly more localized around the origin, as μ increases, while keeping the binding energy constant.

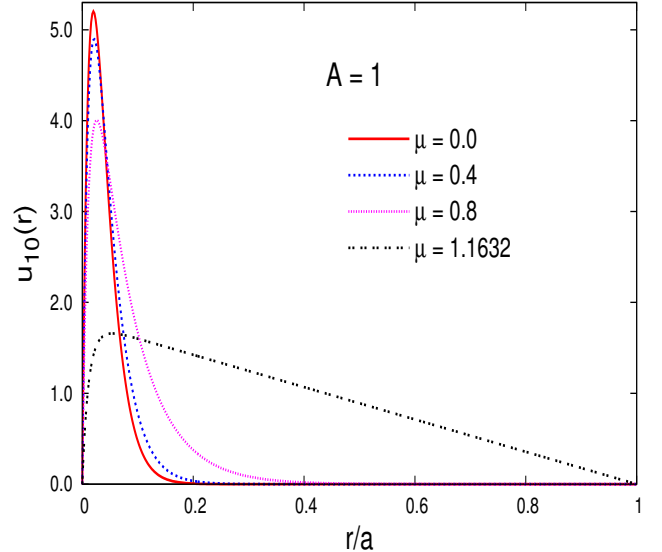


FIG. 7. (color online) The weighted ground state wave function, $u(r) \equiv rR_{10}(r)$ vs. radial coordinate, r , for various values of the screening parameter, μ , while A is held constant at unity. Now as μ increases the binding energy decreases, so the wave function becomes more extended in space. Also shown is $u(r)$ for $\mu \equiv \mu_c \approx 1.1632$ when $a/a_0 = 50$; now the wave function is on the verge of being delocalized over the entire space available, i.e. $0 < r < a$.

(for the given value of $a/a_0 = 50$ used in Fig. 7) the

wave function extends over the entire space allowed by the infinite square well, and the shape is essentially that of a triangle in r :

$$u(r) \approx B(1 - e^{-\lambda r/a_0})(1 - r/a), \quad (27)$$

where B is determined through normalization. The first factor is required to ensure that $u(r = 0)$ is zero. We find that $\lambda \approx \sqrt{2}\mu_c$ gives a remarkably good fit to the numerically attained wave function (it would be indistinguishable from the numerical result in Fig. 7).

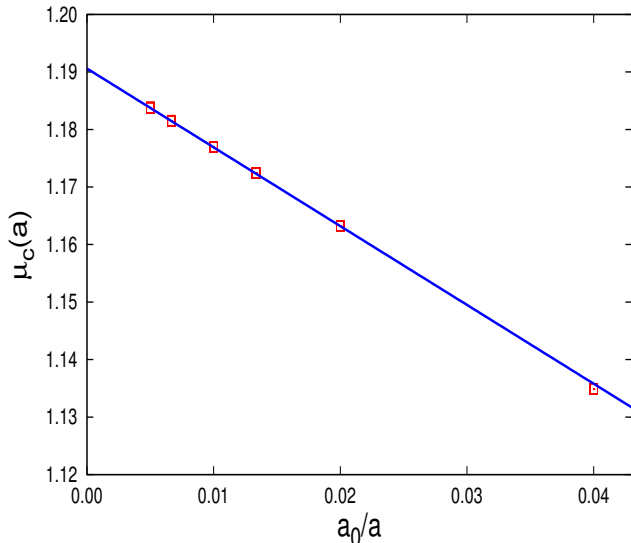


FIG. 8. (color online) A plot of μ_c , the critical value of μ , above which a bound state no longer exists in the Yukawa potential, vs. a_0/a , where a_0 is the Bohr radius, and a is the width of the embedding infinite square well potential. As in the case of the spherical well, as $a \rightarrow \infty$ the influence of the embedding potential is eliminated; the blue curve ($\mu_c = 1.1906 - 1.37a_0/a$) shows that the extrapolated value for the critical screening parameter is $\mu_c \approx 1.1906$, in agreement with previously established results.

Finally, we wish to determine how to establish the critical value, μ_c , above which no bound states exist. We proceed as in the case of the finite spherical well, and determine the critical value μ_c as a function of the infinite square well width, a/a_0 . The result is plotted in Fig. 8, and we determine, using the lowest two points (the most reliable) to extrapolate to $a_0/a \rightarrow 0$, that $\mu_c \approx 1.1906$, in agreement with previous determinations.^{12,13}

VI. SUMMARY

In this paper we have shown how one can use matrix mechanics, with the simplest of bases, to successfully obtain very accurate numerical results for the low-lying levels for essentially any three dimensional potential arising from central forces that supports bound states. The

mathematics required to do this is minimal, but students must be able to use any number of existing software packages to numerically diagonalize the resulting matrix. This skillset, non-existent a generation ago, is becoming increasingly useful for an undergraduate physics degree and beyond.

Both bound state energies and wave functions can be readily obtained with the methodology described here. By increasing the size of the basis (and, if necessary, the size of the embedding infinite square well potential to accommodate the spatial spread of the bound state) one can achieve any desired accuracy. Results were demonstrated for the Coulomb, spherical well, and Yukawa potentials. We also addressed more difficult issues, such as the existence of critical parameters (well depth, or screening length) beyond which bound states cease to exist. We were able to reproduce the textbook result for the critical attractive potential for the spherical well, along with the not so well known result for the critical screening parameter in the case of the Yukawa potential.

The properties of many other potentials used in the research literature are now accessible to undergraduates; studies of these potentials are suitable for assignments and/or projects.

ACKNOWLEDGMENTS

This work was supported in part by the Natural Sciences and Engineering Research Council of Canada (NSERC), and by the Teaching and Learning Enhancement Fund (TLEF) and a McCalla Fellowship at the University of Alberta.

Appendix A: A simple Fortran code to determine the eigenvalues and wave functions for the Yukawa Potential

Most students will opt to use a high level language like MatLab, Mathematica, or Maple to solve problems as formulated in this paper. Only a few lines of code are required in this case. We have used C^{++} and Fortran, and here we write down the key parts of the code required, in Fortran. We use a simple trapezoidal rule to evaluate the integrals required for the Hamiltonian matrix elements, and call upon two subroutines from Numerical Recipes¹⁷ to diagonalize the matrix.

We use aa to designate the width of the well, while amu is the coefficient μ in the Yukawa potential, as written in Eq. (24). We also use a coefficient amp to vary the strength of the Yukawa potential. If $\mu = 0$ then we have the Coulomb potential, and amp plays the role of Z , the nuclear charge. The key points of the code are as follows:

```
c first get and save the needed integrals
  gg(0) = 0.0d0
  gg2(0) = 0.0d0
  do 11 n = 1,2*nmax
```



```

    gg(n) = 0.0
    gg2(n) = 0.0
    do 226 iy = 2,nyy ! first term is taken
care of separately below
        yy = yys + (iy - 1)*dyy
        term = (1.0d0 - dcos(n*pi*yy))/yy
        gg(n) = gg(n) + term*dexp(-amu*aa*yy)
        gg2(n) = gg2(n) + term/yy
226 continue
c contribution from the origin
    gg(n) = dyy*(gg(n)+ 0.0d0) ! nothing
from the origin
    gg2(n) = dyy*(gg2(n) +
0.5d0*0.5d0*n*n*pi*pi) ! 0.5 from trapezoidal
rule
11 continue
    The arrays  $gg(n)$  and  $gg2(n)$  contain the integrals
 $K_1(n)$  and  $L_2(n)$ , respectively, as given in Eqs. (26)
and (16). The next bit of code constructs the matrix
elements,  $h_{nm}$ , as given in Eq. (15).
c construct the needed matrix elements
    do 1 n = 1,nmax
    do 2 m = 1,n
        ag1 = 0.5d0*(gg(m+n) - gg(n-m))
        ag2 = 0.5d0*(gg2(m+n) - gg2(n-m))
        a(n,m) = 2.0d0*112*ag2/(aa*aa) -
4.0d0*amp*ag1*z/z/aa
        if (n.eq.m) a(n,m) = a(n,m) +
(pi*n/aa)**2
        a(m,n) = a(n,m)
2 continue
1 continue
    The two dimensional array,  $a(n, m)$  now contains the

```

Hamiltonian matrix given by Eq. (15). A call to the following two Numerical Recipes¹⁷ routines then diagonalizes and sorts the eigenvalues and eigenvectors.

```

c these two routines, from Numerical Recipes,
diagonalize the matrix a(n,m)
    call jacobi(a,nmax,dd,vv)
    call eigsort(dd,vv,nmax)

```

The eigenvalues are stored in the array $dd(n)$ and the eigenvectors for the n^{th} eigenvalue are stored in the two dimensional array, $vv(m, n)$. That is, $vv(m, n)$ is the coefficient for the m^{th} basis state to the n^{th} eigenvector. Thus, the next piece of code determines the ground state ($n = 1$) and the first excited state ($n = 2$) wave function as a function of x .

```

c now for the wave function
    sq2 = dsqrt(2.0d0)
    do 5 ix = 1,5000
        xx = ix*0.0002d0
        bns0 = 0.0d0 ! ground state
        bns1 = 0.0d0 ! first excited state
    do 7 m = 1,nmax
        bns0 = bns0 + vv(m,1)*dsin(m*pi*xx)
        bns1 = bns1 + vv(m,2)*dsin(m*pi*xx)
7 continue
        bns0 = bns0*sq2
        bns1 = bns1*sq2
        write(71,94)xx,bns0,bns1
5 continue
94 format(5x,f9.4,1x,f9.4,1x,f9.4)

```

Similarly, the probabilities can be computed, and the total probability can be checked to sum to unity, as required in the proper solution to the Schrödinger Equation.

¹ See any undergraduate quantum mechanics textbook, for example, the text by D. J. Griffiths, *Introduction to Quantum Mechanics* (Pearson/Prentice Hall, Upper Saddle River, NJ, 2005), 2nd edition.

² W.S. Stacey and F. Marsiglio, “Why is the ground state electron configuration for Lithium $1s^2 2s^1$?,” in press, Europhysics Letters. See the same preprint at arXiv:1211.3240.

³ F. Marsiglio, “The harmonic oscillator in quantum mechanics: a third way,” *Am. J. Phys.* **77**, 253-258 (2009).

⁴ This is the case at the University of Alberta, and, we believe, at most universities in the present day.

⁵ The rigorous argument is a little more involved. See R. Shankar, “Principles of Quantum Mechanics,” (Plenum New York, 1980).

⁶ We use the terminology ‘square well’ because we are applying this to the radial equation, which is a one dimensional equation. Of course, when put in context of the physical problem, this corresponds to an infinite spherical well.

⁷ We use $2 \sin a \sin b = \cos(a - b) - \cos(a + b)$.

⁸ F.J. Rogers, H.C. Graboske Jr., and D.J. Harwood, “Bound Eigenstates of the Static Screened Coulomb Potential,” *Phys. Rev. A* **1**, 1577-1586 (1970).

⁹ J.V. Kinderman, “An computing laboratory for introductory quantum mechanics,” *Am. J. Phys.* **58**, 568-573 (1990).

¹⁰ C. Stubbins, “Bound states of the Hulthén and Yukawa potentials,” *Phys. Rev. A* **48**, 220-227 (1993).

¹¹ O.A. Gomes, H. Chacham, and J.R. Mohallem, “Variational calculations for the bound-unbound transition of the Yukawa potential,” *Phys. Rev. A* **50**, 228-231 (1994).

¹² X. Luo, Y. Li and H. Kröger, “Bound states and critical behaviour of the Yukawa Potential,” *Sci. in China* **G35** 60-71 (2005); see the same paper in preprint form at <http://arxiv.org/abs/hep-ph/0407258>.

¹³ E.R. Vrscaj, “Hydrogen atom with a Yukawa potential: Perturbation theory and continued-fractions-Padé approximants at large order,” *Phys. Rev. A* **33**, 1433-1436 (1986).

¹⁴ A.D. Alhaidari, H. Bahlouli, and M.S. Abdelmonem, “Taming the Yukawa potential singularity: improved evaluation of bound states and resonance energies,” *J. Phys. A* **41**, 032001-1-9 (2008).

¹⁵ H. Bahlouli, M.S. Abdelmonem, and S.M. Al-Marzoug, “Analytical treatment of the oscillating Yukawa potential,” *Chem. Phys.* **393**, 153-156 (2012).

¹⁶ E.J. Heller and H.A. Yamani, “New L^2 approach to quantum scattering: Theory,” *Phys. Rev. A* **9**, 1201-1208 (1974).

¹⁷ W. H. Press, B. P. Flannery, S. A. Teukolsky, and W. T. Vetterling, *Numerical Recipes: The Art of Scientific Computing* (Cambridge University Press, Cambridge, 1986).