

$U(1)$ symmetries in F-theory GUTs with multiple sections

Christoph Mayrhofer¹, Eran Palti², Timo Weigand¹

¹ *Institut für Theoretische Physik, Ruprecht-Karls-Universität,
Heidelberg, Germany*

² *Centre de Physique Theorique, Ecole Polytechnique,
CNRS, Palaiseau, France*

Abstract

We present a systematic construction of F-theory compactifications with Abelian gauge symmetries in addition to a non-Abelian gauge group G . The formalism is generally applicable to models in global Tate form but we focus on the phenomenologically interesting case of $G = SU(5)$. The Abelian gauge factors arise due to extra global sections resulting from a specific factorisation of the Tate polynomial which describes the elliptic fibration. These constructions, which accommodate up to four different $U(1)$ factors, are worked out in detail for the two possible embeddings of a single $U(1)$ factor into E_8 , usually denoted $SU(5) \times U(1)_X$ and $SU(5) \times U(1)_{PQ}$. The resolved models can be understood either patch-wise via a small resolution or in terms of a $\mathbb{P}_{1,1,2}[4]$ description of the elliptic fibration. We derive the $U(1)$ charges of the fields from the geometry, construct the $U(1)$ gauge fluxes and exemplify the structure of the Yukawa interaction points. A particularly interesting result is that the global $SU(5) \times U(1)_{PQ}$ model exhibits extra $SU(5)$ -singlet states which are incompatible with a single global decomposition of the **248** of E_8 . The states in turn lead to new Yukawa type couplings which have not been considered in local model building.

Contents

1	Introduction	2
2	$U(1)$ symmetries from the factorised Tate model	6
2.1	Engineering extra sections by factorisation	6
2.2	Resolving the $SU(5)$ singularity	9
2.3	Factorised Tate Models	11
2.3.1	4 – 1 Factorisation	11
2.3.2	3 – 2 Factorisation	12
3	Fibre Structure and charges in the $U(1)_X$ model	13
3.1	Structure of the matter surfaces	13
3.2	$U(1)_X$ charges for matter curves and G_4 -flux	18
3.3	Yukawa points	20
4	Fibre Structure and charges in the $U(1)_{PQ}$ model	21
5	Factorised $SU(5) \times U(1)$ models as $\mathbb{P}_{[1,1,2]}$-fibrations	26
5.1	The $SU(5)$ resolution as a complete intersection	28
5.2	The singlet curves in the resolved $\mathbb{P}_{[1,1,2]}$ -fibration	30
6	Summary	32
A	More factorised Tate models	34
A.1	2 – 2 – 1 Factorisation	34
A.2	3 – 1 – 1 Factorisation	35
A.3	2 – 1 – 1 – 1 Factorisation	36
A.4	1 – 1 – 1 – 1 – 1 Factorisation	37
B	Relation to other approaches to $U(1)$s	39
B.1	Relation to the $U(1)$ -restricted Tate model	39
B.2	Relation to split spectral cover models	40

1 Introduction

The exceptional group E_8 plays a central role in string theory and in particular in the Heterotic string and F-theory. Within the context of F-theory Grand Unified Theories (GUTs)

[1] an underlying E_8 implies that the GUT group, minimally $SU(5)$, is naturally extended by additional symmetries coming from its embedding in E_8 . Particularly interesting for model building are additional $U(1)$ symmetries. These play two important roles: they can support gauge flux thereby inducing chirality in the massless spectrum, and they can lead to gauge and global symmetries beyond the Standard Model that can be used to control the structure of the low energy theory, e.g. to forbid proton decay or generating flavour hierarchies. In F-theory [2, 3] gauge symmetries are geometric in origin and so understanding the geometry associated to $U(1)$ symmetries is crucial to this aspect of model building. Indeed a lot of recent progress has been made towards understanding the explicit construction and fully global aspects of $U(1)$ s in four-dimensional F-theory compactifications [4, 5, 6, 7, 8, 9, 10] and in compactifications to six dimensions [11]. In the local approach to F-theory $U(1)$ symmetries are quite well understood within the spectral cover approach [12] and have been used extensively in local model building [13, 14, 15, 16, 17, 18]. However, many important aspects of $U(1)$ symmetries are inherently global in nature: they can be broken away from the GUT brane [19, 4] and the associated gauge flux is not localised on the GUT brane. Therefore a global understanding of $U(1)$ symmetries is one of the central requirements for realistic F-theory model building.

In the weakly coupled type IIB limit it is possible to study intersecting D7-brane configurations generally without specifying the explicit geometry of the Calabi-Yau three-fold. The analogous general procedure for F-theory models is the study of the elliptic fibration without specifying the base explicitly. The form that the elliptic fibration must take in order to induce a non-Abelian singularity, or equivalently gauge group, over a divisor in the base is very well understood and given a fibration the non-Abelian structure can be discerned in an algorithmic way [20, 21]. Further, the $U(1)$ components that make up the Cartan of a non-Abelian singularity can be studied explicitly by considering the M-theory dual. On the M-theory side it is possible to resolve the non-Abelian singularity, which in the gauge theory corresponds to moving along the Coulomb branch. After resolving the singularity each Cartan element corresponds to a resolution divisor whose dual two-form gives rise to a $U(1)$ gauge field from dimensional reduction of the M-theory three-form C_3 . In the context of four-dimensional F-theory $SU(5)$ GUT models this procedure has been carried out, using various techniques, in [22, 23, 24, 6, 7, 8] (see [25] for other gauge groups).

Abelian symmetries that are not in the Cartan of a non-Abelian singularity are less well understood. The first complication is that in string theory such isolated $U(1)$ symmetries can often gain a Stückelberg mass removing them from the massless spectrum. In the weakly coupled IIB limit this is possible even in the absence of any flux, and such a purely geometrically massive $U(1)$ would be very difficult to identify in the F-theory uplift. Some progress towards understanding such $U(1)$ s was made in [4, 26] where they were proposed to uplift to non-closed two-forms on the M-theory side. Further in [8] the flux associated to one such massive $U(1)$, the diagonal one in the IIB limit, was identified. However a general procedure for identifying and constructing such $U(1)$ symmetries is missing and we will have nothing new to say regarding them in this paper.

A more tractable class of $U(1)$ symmetries are those which remain massless in the absence of any flux. A general approach to such $U(1)$ symmetries should involve the construction of multiple sections of the elliptic fibration. It was shown already in [3] that isolated $U(1)$ s correspond to additional sections beyond the universal one which specifies the embedding of the base. Concrete investigations of $U(1)$ symmetries in six-dimensional F-theory compactifications

have appeared early on in [27]. In the context of $SU(5)$ GUTs one approach to realising massless $U(1)$ s was proposed in [4] in terms of what was called an $U(1)$ -restricted Tate model. The idea was to choose the coefficients of the elliptic fibration, which already have an $SU(5)$ singularity over the GUT divisor, so as to induce an additional $SU(2)$ singularity in the fibre over a curve in the base. The resolution of this singularity introduces a new divisor which is associated to the additional $U(1)$ symmetry [4, 6, 7, 8]. In [5] it was shown that the $SU(2)$ singularity can be written in the form of a conifold which is then resolved. The same procedure was used [9] to construct models with an additional $U(1)$ symmetry. The $U(1)$ -restricted Tate model is quite well understood by now. However this model realises only one particular embedding of a single additional $U(1)$ symmetry in E_8 and additionally strongly restricts the possible matter spectrum, by turning off one of the **10**-matter curves, from the most general configuration. This is in contrast to the rich structure of $U(1)$ symmetries and matter spectra that are possible in breaking $E_8 \rightarrow SU(5)$ which have been used in local model building [13, 14, 15, 16, 17, 18]. Indeed in its local limit, i.e. in the projection to the $SU(5)$ GUT divisor, the $U(1)$ restricted Tate model flows to the $SU(5) \times U(1)_X$ split spectral cover [12, 13]. Locally, one usually thinks of the gauge group $SU(5)$ as arising from an underlying E_8 symmetry and the possible $U(1)$ s then arise from the various embeddings into E_8 [17, 15]. The purpose of this paper is to study how the full spectrum of possibilities can be realised in a global setting thereby opening the way to realising the phenomenology of local models in a global string vacuum. This route will offer some surprises.

The key idea of our present paper is that we construct Tate models which give in a specific way multiple sections. We call these factorised Tate models. We will show that such models automatically induce a binomial singularity on the manifold whose resolution gives rise to the appropriate $U(1)$ s and their fluxes. The importance of suitable global factorisations of the spectral cover equation to construct heterotic models with (multiple) $U(1)$ symmetries has been recently explored in [28]. Our approach is independent of any heterotic dual.

By explicitly resolving and studying the fibre structure in detail for some examples we derive the matter spectrum and the associated $U(1)$ charges directly from the geometry. A crucial aspect of the construction is that, unlike in the $U(1)$ -restricted model, we will recover the full matter spectrum with no additional constraints on the matter curves. We work out the details of these matter curves and their resolved fibre structure both for models with so-called $U(1)_X$ charge and with $U(1)_{PQ}$ charge. The latter has been used intensively in local model building because the Peccei-Quinn symmetry can solve the μ -problem and forbid dimension-five proton decay operators [14], and our analysis provides the first global embedding of this scenario.

The spectrum of $SU(5)$ charged matter indeed assembles into representations that can be obtained by the decomposition of the adjoint of one E_8 into $SU(5)$. In this sense factorised Tate models are the appropriate way to systematically construct the fibrations that account for the spectrum of possible embeddings of $U(1)$ symmetries arising from breaking E_8 to $SU(5)$. Most surprisingly, however, this structure is in general not respected by the $SU(5)$ singlet states charged under the $U(1)$. Indeed we will exemplify for the $SU(5) \times U(1)_{PQ}$ model that, contrary to expectations based on local reasoning, the entire spectrum does not assemble into a single E_8 representation once we take all singlets into account. Since the singlets are localised on curves away from the GUT divisor, such behaviour can only be detected in a global approach. However, the singlet curves do intersect the GUT divisor in points at which couplings to the $SU(5)$ charged matter are localised, and they are thus also relevant for local model building and

phenomenology. To the extent that the most general pattern of Yukawa couplings cannot, as we find, be unified in a single E_8 -point, the idea of a general underlying E_8 symmetry present along the entire GUT divisor cannot be maintained.

Another crucial aspect of model building in F-theory is background gauge flux and this is intimately related with extra $U(1)$ symmetries as well. Within a global setting our current understanding of gauge flux requires a fully resolved and smooth manifold and is realised on the M-theory side as the 4-form G_4 -flux. For pure $SU(5)$ models G_4 -flux has been studied in [29, 24]. This flux was identified in [8] as a massive $U(1)$ flux from a Type IIB perspective.¹ In the presence of massless $U(1)$ symmetries, the associated G_4 -flux was studied in [5] for a $U(1)$ model, and in [6, 7, 8] for an $SU(5) \times U(1)$ model based on the $U(1)$ -restricted Tate model. Crucial to the definition of the flux is the full resolution of all the singularities as the expression of G_4 involves the resolution divisors from both the $SU(5)$ singularity and the additional $SU(2)$ singularity. Since one of the primary motivations for constructing additional $U(1)$ symmetries is that the flux associated to them can induce chirality in the visible sector, in this paper we also present a construction of the associated G_4 -flux.

Our construction fits nicely into the approach of [11], which gives the general form of the Weierstraß equation for an elliptic fibration with two sections (and therefore one non-Cartan $U(1)$), but which is otherwise generic, i.e. has a priori no non-Abelian gauge symmetries built in. This singular Weierstraß model is resolved in [11] and described by a smooth fibration with $\mathbb{P}_{1,1,2}[4]$ fibre. We show that the factorised Tate models corresponding to $SU(5) \times U(1)_X$ and $SU(5) \times U(1)_{PQ}$ can be mapped to a specialisation (due to the extra $SU(5)$ symmetry) of the model of [11] which is particularly useful for studying the $U(1)$ charged singlets. In fact the appearance of a rich pattern of such singlets had been observed already in [11], albeit in a different context.

The paper is set out as follows. In section 2 we introduce factorised Tate models and identify the appropriate sections and singularities corresponding to the $U(1)$ symmetries. We then explicitly resolve the two possible types of $SU(5) \times U(1)$ Tate models presenting the resolved manifold patchwise. In sections 3 and 4 we proceed to analyse in detail the fibre structure of these $SU(5) \times U(1)_X$ and $SU(5) \times U(1)_{PQ}$ models and derive the matter spectrum. We work out the fibre structure over a selection of Yukawa points and in particular present the form over the point corresponding to a $\mathbf{1} \ \mathbf{10} \ \overline{\mathbf{10}}$ coupling. We also present the G_4 -flux associated to the $U(1)$ symmetries constructing the associated two-form through the Shioda map [30]. In section 5 we study the map between the factorised Tate models with a single $U(1)$ and the general two-section models of [11]. This in particular confirms the presence of a novel type of singlets in the $U(1)_{PQ}$ model which does not fit into the pattern of a single underlying E_8 . We summarise our results in section 6. In appendix A we present the factorised Tate models for the other possible embeddings of $U(1)$ s in E_8 including multiple $U(1)$ s up to the maximum four. In appendix B we explain the relation between our approach and the $U(1)$ -restricted Tate model as well as the local split spectral cover.

¹See the last two references in [25] for the analogous fluxes in E_6 and $SO(10)$ models, respectively.

2 $U(1)$ symmetries from the factorised Tate model

2.1 Engineering extra sections by factorisation

F-theory compactifications to four dimensions are defined in terms of an elliptically fibred Calabi-Yau 4-fold $Y_4 : T^2 \rightarrow B$ with a section that specifies the base B as a submanifold of Y_4 . This universal, so-called zero section is required so as to interpret B as the physical compactification space. In F-theory massless (up to G_4 -flux induced Stückelberg masses) $U(1)$ symmetries are counted by the number of additional sections [3]. A section specifies a point in the torus over every point in the base. We write the torus as the Weierstraß equation

$$y^2 = x^3 + fxz^4 + gz^6 \quad (2.1)$$

in weighted projective space $\mathbb{P}_{[2,3,1]}$ with homogeneous coordinates $[x, y, z]$. A section is now specified by two holomorphic equations in $[x, y, z]$ whose intersection lies on the torus. For the special case of the zero section the two polynomials are $z = 0$ and the Weierstraß equation. In this paper we are interested in a specific set of sections that are defined for cases where the elliptic fibration can be written in the Tate form

$$y^2 = x^3 + a_1xyz + a_2x^2z^2 + a_3yz^3 + a_4xz^4 + a_6z^6. \quad (2.2)$$

This defines the Calabi-Yau 4-fold Y_4 as a hypersurface in an ambient 5-fold X_5 . It is generally not always possible to write the elliptic fibration in this way while retaining the holomorphicity of the a_i , but in the case of $SU(5)$ GUT models it was shown in [21] that it is possible at least at leading order in the $SU(5)$ divisor, which we denote by²

$$W : w = 0. \quad (2.3)$$

Such Tate models which support an $SU(5)$ singularity on $w = 0$ are given by the specialisation of the a_i to the form [20]

$$a_1 = \text{generic}, \quad a_2 = a_{2,1}w, \quad a_3 = a_{3,2}w^2, \quad a_4 = a_{4,3}w^3, \quad a_6 = a_{6,5}w^5. \quad (2.4)$$

Here the $a_{i,n}$ are functions of the base coordinates, including w , but which do not vanish at $w = 0$ so that the assignment (2.4) fixes the vanishing order of the a_i at $w = 0$.

The class of sections we are interested in is, in the Tate form (2.4), defined by the equation³

$$y^2 = x^3. \quad (2.5)$$

For generic $a_{i,n}$ this defines the zero section $z = 0$ only. However for special forms of the $a_{i,n}$ it will define a whole class of sections, and these additional ones correspond to $U(1)$ symmetries.

To deduce the form of the $a_{i,n}$ it is useful to rewrite (2.5) in terms of the variable

$$t \equiv \frac{y}{x} \quad (2.6)$$

as

$$x = t^2. \quad (2.7)$$

²Since the $U(1)$ s are global objects we require the fibration to take the Tate form at all orders in w .

³Note that in [29, 24] the section (2.5) was termed the Tate divisor and was conjectured to be the global extension of the spectral cover. We discuss the relation to the local spectral cover more in appendix B.2.

Note that (2.7) implies that in specifying the section an equation in t is holomorphic and well behaved at $x = 0$. Now using (2.6) we see that Y_4 is given by the vanishing locus of the Tate polynomial

$$P_T = x^2(x - t^2) + x^2 t z a_1 + x^2 z^2 a_{2,1} w + t x z^3 a_{3,2} w^2 + x z^4 a_{4,3} w^3 + z^6 a_{6,5} w^5 \quad (2.8)$$

inside X_5 . The section is specified by (2.7) on Y_4 , i.e. by the vanishing of

$$X = 0 \quad \cap \quad P_T = 0 \quad (2.9)$$

inside X_5 , where we defined

$$X \equiv t^2 - x. \quad (2.10)$$

Note that

$$P_T|_{X=0} = t^5 z a_1 + t^4 z^2 a_{2,1} w + t^3 z^3 a_{3,2} w^2 + t^2 z^4 a_{4,3} w^3 + z^6 a_{6,5} w^5 \quad (2.11)$$

and for generic polynomials $a_{i,n}$ the only holomorphic solution is at $z = 0$.

In this form the condition for existence of further sections of the type $X = 0$ becomes obvious, namely $P_T|_{X=0}$ must factorise holomorphically such as to allow for extra holomorphic zeroes in addition to the universal solution $z = 0$, i.e.

$$P_T|_{X=0} = -z \prod_{i=1}^n Y_i \quad (2.12)$$

for some holomorphic polynomials Y_i . This in turn implies

$$P_T = XQ - z \prod_{i=1}^n Y_i \quad (2.13)$$

with Q a holomorphic polynomial as well, and therefore Y_4 is given by the hypersurface

$$XQ = z \prod_{i=1}^n Y_i \quad \subset X_5. \quad (2.14)$$

Once the polynomials $a_{i,n}$ are restricted in such a way that (2.13) holds, the 4-fold Y_4 exhibits n obvious sections

$$X = 0 \quad \cap \quad Y_i = 0, \quad i = 1, \dots, n \quad (2.15)$$

in addition to the zero section at $z = 0$. The relevance of global factorisations of the spectral cover equation in heterotic models with extra $U(1)$ symmetries has been investigated in [28].

The sections (2.15) are not all independent because their product generically will include a term proportional to z^5 which is absent from the Tate form (2.2). Therefore there is one constraint on their coefficients for such a term to be absent. This constraint is the tracelessness constraint. If we think of the $SU(5)$ as emerging as the commutant of an $SU(5)_\perp$ inside an underlying E_8 as is traditionally done in the context of the local Higgs bundle picture, the tracelessness constraint ensures that the $U(1)$ s are embedded into $SU(5)_\perp$ rather than $U(5)_\perp$. In terms of the points on the torus corresponding to the sections it implies that the sum of them gives back the zero section at the origin [34]. Thus, an n -fold factorisation as in (2.13) corresponds to $n - 1$ independent extra sections.

An important aspect of the sections (2.15) is that the Y_i are generally not linear polynomials. This means that the equation (2.15) for a given Y_i in fact defines a number of points corresponding to the multiple roots of the polynomial $Y_i = 0$. We define the section as the torus sum of these points (see [11, 28] for example on how the addition of points on the torus fibre is performed). The individual roots themselves still hold information though as extra matter states localise on loci where two of the roots degenerate. In the presence of extra non-Abelian gauge symmetry G these states are singlets under G . We will show that when the two roots come from different Y_i factors the associated singlets are charged under the $U(1)$ s. It is also natural to expect that when the roots are in the same Y_i factor the singlets are neutral under all $U(1)$ s, though such states are more difficult to identify as they do not correspond to a singularity on the manifold. We will show that it is also possible to combine these possibilities with two pairs of roots degenerating from each factor leading to four degenerate roots and in this case doubly charged singlets localise. We discuss this in more detail in section 4 for a particular example.

To understand how the extra sections give rise to a $U(1)$ symmetry, we note that as it stands, (2.13) is singular - even away from the obvious A_4 singularity in the fibre over the $SU(5)$ divisor $w = 0$. This is because the equation is in so-called binomial form, whose importance in F-theory was stressed more recently in [23, 5]. The singularities of P_T not owed to the $SU(5)$ gauge group arise at the intersection of

$$X = 0 \quad \cap \quad Q = 0 \quad \cap \quad Y_i = 0 \quad \cap \quad Y_j = 0, \quad (2.16)$$

which for each pair of i, j describes a curve of singularities. Note that because $X = 0$ is part of the singularity it is in the patch where the variable t is holomorphic and well defined. However we should be careful when analysing singularities on the particular locus $x = 0$ since they depend on a derivative analysis which does not hold generally on this locus: the manifold could still remain smooth and the apparent singularity due to the binomial form is misleading. The potential singular nature of the 4-fold at $x = 0$ must therefore be checked by going back to the original Weierstraß formulation of the model with fibre coordinates x, y, z . As we will show this only affects a certain class of $SU(5)$ singlets which localise on curves that we discuss in section 4.

In particular for the case of a single $U(1)$, and therefore two splitting factors Y_1 and Y_2 , we have a conifold singularity over the curve $X = Q = Y_1 = Y_2 = 0$ [4, 5]. In fact the fibre over this curve exhibits an $SU(2)$ singularity so that we will refer to this singular locus as the curve of $SU(2)$ singularities. These singularities must be resolved. We will denote the resolved 4-fold by \hat{Y}_4 .⁴ The resolution introduces new divisor classes S_i in $H^{1,1}(\hat{Y}_4)$. These S_i are then related to elements $w_i \in H^{1,1}(\hat{Y}_4)$ such that expansion of the M-theory 3-form C_3 as

$$C_3 = A_i \wedge w_i + \dots \quad (2.17)$$

gives rise to gauge potentials A_i of the Abelian symmetry A_i . We will determine the relation between S_i and w_i in detail in section 3.2.

This approach allows for a systematic construction of extra $U(1)$ symmetries for Tate models by classifying all possible factorisations of the $P_T|_{X=0}$ of the form (2.13). Since $P_T|_{X=0}$ is

⁴We do not distinguish in notation between the 4-fold where only the $SU(2)$ singularities are resolved or where also the $SU(5)$ singularity over the divisor W are resolved.

a polynomial of degree 5 in t , this amounts to making a general ansatz for the degree n_i polynomials Y_i with $\sum_i n_i = 5$, subject to extra constraints such that $P_T|_{X=0} = -z \prod_i Y_i$. For example, if we are interested in one extra section, there are two inequivalent classes of factorisations because the degrees of Y_1 and Y_2 can be $(n_1, n_2) = (1, 4)$ or $(2, 3)$. We will give the explicit form of the factors Y_1 , Y_2 and Q in section 2.3.

Note that a specific global $SU(5)$ Tate model with one extra $U(1)$ was introduced as the $U(1)$ restricted Tate model in [4], and [5] showed that this model can be brought in the form (2.13) with $n = 2$. We elaborate further on the relation of the factorised Tate models to the $U(1)$ restricted Tate model approach in appendix B.1.

The class of global Tate models has a well-defined local limit $w \rightarrow 0$, in which it flows to the so-called spectral cover or Higgs bundle construction of local models [12]. We review this limit in appendix B.2. Correspondingly, our factorised Tate models (2.13) precisely flow to what is called split spectral cover models in the local F-theory literature [12, 13, 14]. It is therefore clear that the constraints on the coefficients $a_{i,n}$ are identical to the constraints on the sections on W which define the split spectral covers. It is important to stress, though, that the existence of a $U(1)$ symmetry and the associated $U(1)$ fluxes can never be determined in a satisfactory manner by focusing only on the local limit. Concretely the factorised Tate model constrains also higher order terms in w which do not feature in the spectral cover limit. The $U(1)$ symmetry is sensitive to the full global details of the compactification [19, 4]. This in particular requires a full resolution of the binomial singularities (2.16) to determine the resolved version of the extra sections [4, 5, 6, 7]. The factorised Tate model (2.13) can be viewed as the correct global extension of the local split spectral cover models.

2.2 Resolving the $SU(5)$ singularity

The discussion just presented was phrased in the limit where Y_4 exhibits an $SU(5)$ singularity in the fibre over $w = 0$. In order to fully analyse the model, however, we are interested in understanding the sections after resolving the $SU(5)$ singularity. This resolution process has been studied with different techniques in the recent F-theory $SU(5)$ GUT literature in a number of papers [22, 23, 24, 6, 7, 8] (see [25] for other gauge groups) and we use the process described in [6, 8]. The resolution is achieved through a sequence of 4 blow-ups. This introduces 4 resolution divisors $E_i : e_i = 0$, $i = 1, \dots, 4$ and amounts to the replacement

$$x \rightarrow x e_1 e_2^2 e_3^2 e_4, \quad y \rightarrow y e_1 e_2^2 e_3^3 e_4^2, \quad w \rightarrow e_0 e_1 e_2 e_3 e_4. \quad (2.18)$$

Accordingly the Tate polynomial reads

$$P_T = e_1^2 e_2^4 e_3^5 e_4^3 [x^3 e_1 e_2^2 e_3 - y^2 e_4 e_3 + a_1 x y z + a_{2,1} x^2 z^2 e_0 e_1 e_2 + a_{3,2} y z^3 e_0^2 e_1 e_4 \\ + a_{4,3} x z^4 e_0^3 e_1^2 e_2 e_4 + a_{6,5} z^6 e_0^5 e_1^3 e_4^2 e_2]. \quad (2.19)$$

The proper transform \hat{P}_T is obtained by dividing by the overall factor and describes the resolved Calabi-Yau 4-fold \hat{Y}_4 as the hypersurface

$$\hat{P}_T = x^3 e_1 e_2^2 e_3 - y^2 e_4 e_3 + a_1 x y z + a_{2,1} x^2 z^2 e_0 e_1 e_2 + a_{3,2} y z^3 e_0^2 e_1 e_4 + a_{4,3} x z^4 e_0^3 e_1^2 e_2 e_4 + a_{6,5} z^6 e_0^5 e_1^3 e_4^2 e_2 \quad (2.20)$$

inside an ambient 5-fold \hat{X}_5 . This ambient space \hat{X}_5 of the resolution is subject to a rich Stanley-Reisner ideal given by [6, 8]

$$\{xyz, xye_0, xe_0e_3, xe_1e_3, xe_4, ye_0e_3, ye_1, ye_2, ze_1e_4, ze_2e_4, ze_3, e_0e_2\} \quad (2.21)$$

and one possible choice from the combinations

$$\left\{ \begin{matrix} ye_0 \\ ze_4 \end{matrix} \right\} \otimes \left\{ \begin{matrix} xe_0, xe_1 \\ xe_0, ze_2 \\ ze_1, ze_2 \end{matrix} \right\} \otimes \left\{ \begin{matrix} e_0e_3, e_1e_3 \\ e_0e_3, e_2e_4 \\ e_1e_4, e_2e_4 \end{matrix} \right\}. \quad (2.22)$$

The different choices correspond to different triangulations. For definiteness we will work in the sequel with one particular triangulation corresponding to the choice of elements

$$\{xyz, ze_i|_{i=1,\dots,4}, xye_0, xe_0e_3, xe_1e_3, xe_4, ye_0e_3, ye_1, ye_2, ze_1e_4, ze_2e_4, e_0e_2, e_4e_1, e_4e_2\}. \quad (2.23)$$

Note, however, that the specific form of the resolved fibre may depend on the concrete triangulation under consideration.

We now wish to apply the same logic as in section 2.1 to describe $U(1)$ s after the $SU(5)$ resolution. The first thing to specify is the class of sections analogous to (2.5). We take this to be

$$y^2e_4 = x^3e_1e_2^2 \quad (2.24)$$

in view of the quantities appearing in (2.20) after dividing by a factor of e_3 . We define t as in (2.6) but with x and y the coordinates appearing in (2.20). Note that because the coordinate transformation (2.18) acting on t is holomorphic in the e_i the potential subtlety discussed in the previous section remains only on the locus $x = 0$. Suppose the Tate model prior to $SU(5)$ resolution takes the factorised form (2.13). Since all we have done to arrive at (2.19) is to transform coordinates as (2.18), the resulting P_T as given in (2.19) is guaranteed to factorise on the locus $X = 0$, where now

$$X = t^2e_4 - xe_1e_2^2. \quad (2.25)$$

However, what is not guaranteed is that the proper transform \hat{P}_T given in (2.20) also factorises into *holomorphic* components since we have divided out by the prefactor in (2.19). Indeed it does not. This can be checked on a case-by-case basis as demonstrated in the following sections. However the meromorphicity arises purely from the resolution divisors e_1 and e_2 . With the choice of triangulation (2.23) it is simple to check that these divisors do not intersect the section and therefore the singularity because the Stanley-Reisner ideals forbids the intersection of (2.24) with $e_1 = 0$ and $e_2 = 0$. In fact also e_4 does not intersect the section and so only e_0 and e_3 are relevant.

The result that e_1 , e_2 and e_4 do not intersect the section implies that in order to resolve the binomial singularity (2.16) we can work in a patch where we set $e_1 = e_2 = e_4 = 1$. In this patch the resolved Tate form does split holomorphically over the section (2.24) and can be again written as (2.14) with holomorphic Q and the Y_i . Therefore, in this patch, we can resolve the additional singularity and account for the $U(1)$ s. This will be worked out for the individual factorisations in the next section.

Let us stress that in section 5 we will provide a rather different resolution of the factorised Tate models based on a $\mathbb{P}_{1,1,2}[4]$ -fibration that had appeared before in [11]. In this approach we

Factorisation Pattern	Number of $U(1)$ s
$Y_1^{(1)}Y_2^{(4)}$	1
$Y_1^{(2)}Y_2^{(3)}$	1
$Y_1^{(1)}Y_2^{(1)}Y_3^{(3)}$	2
$Y_1^{(1)}Y_2^{(2)}Y_3^{(2)}$	2
$Y_1^{(1)}Y_2^{(1)}Y_3^{(1)}Y_4^{(2)}$	3
$Y_1^{(1)}Y_2^{(1)}Y_3^{(1)}Y_4^{(1)}Y_5^{(1)}$	4

Table 2.1: Possible factorisation patterns of $P_T|_{X=0}$. The superscripts denote the degree in t .

will not need to work patchwise, which is more gratifying from a formal perspective. However, since the actual structure of the factorised Tate models is more evident and intuitive in the current framework we find it useful to present the analysis of the matter spectrum etc. in this fashion in sections 3 and 4.

2.3 Factorised Tate Models

Having outlined the general approach and formalism we can tackle the specific factorisations as given in table 2.1. In this section we work out the explicit form of the equations for the $4 - 1$ and the $3 - 2$ factorisations. The other cases are presented in appendix A.

2.3.1 $4 - 1$ Factorisation

The $4 - 1$ factorisation corresponds to writing $\hat{P}_T|_{X=0} = -zY_1Y_2$ with Y_1 and Y_2 polynomials of respective degrees 1 and 4 in t . Performing the resolution (2.18) on the general factorised form gives, after the proper transform,

$$Y_1 = c_1t + c_0e_0z, \quad Y_2 = e_4^2(t^4d_4 + t^3e_0zd_3 + t^2e_0^2z^2d_2 + d_1te_0^3z^3 + d_0e_0^4z^4). \quad (2.26)$$

Here we have set $e_1 = e_2 = 1$ because, as discussed in the previous section, these two resolution divisors do never intersect the extra section. Comparing the above ansatz with $\hat{P}_T|_{X=0}$ reveals that the polynomials c_i and d_i are subject to the tracelessness constraint

$$c_1d_0 + c_0d_1 = 0 \quad (2.27)$$

because there is no term of order t in $\hat{P}_T|_{X=0}$. As discussed this is a consequence of the fact that the Tate model has no z^5 term.

As mentioned before and discussed in greater detail in appendix B.2, the factorised Tate model asymptotes, in the local limit $w \rightarrow 0$, to the split spectral cover models. Indeed the factorisation structure and in particular the constraint (2.27) are as for the $U(1)_X$ spectral cover worked out in [13]. The solution to this constraint can be written as

$$d_0 = \alpha c_0, \quad d_1 = -\alpha c_1 \quad (2.28)$$

with α some polynomial on B of appropriate degree. Note that we must impose that c_0 and c_1 should not vanish simultaneously in order not to induce non-Kodaira singular fibres because at this locus all the $a_{n,i}$ vanish.

Given Y_1 and Y_2 we can now explicitly evaluate also the polynomial Q and arrive at the following parametrisation of the $4 - 1$ factorised Tate model,

$$\begin{aligned}
Y_1 &= tc_1 + c_0u, \\
Y_2 &= e_4^2 (t^4 d_4 + t^3 u d_3 + t^2 u^2 d_2 - \alpha c_1 t u^3 + \alpha c_0 u^4) \\
X &= t^2 e_4 - x, \\
Q &= e_3 x^2 + c_1 d_4 e_4 t^3 z + c_1 d_3 e_4 t^2 u z + c_0 d_4 e_4 t^2 u z + c_1 d_2 e_4 t u^2 z + c_0 d_3 e_4 t u^2 z - \alpha e_4 c_1^2 u^3 z \\
&\quad + c_0 d_2 e_4 u^3 z + c_1 d_4 t x z + c_1 d_3 u x z + c_0 d_4 u x z
\end{aligned} \tag{2.29}$$

with $u = e_0 z$. The case where the $SU(5)$ is unresolved is reached simply by setting $e_3 = e_4 = 1$ and $e_0 = w$.

Finally let us briefly describe the resolution of the binomial singularity $X = Q = Y_1 = Y_2 = 0$. We stress again that this singularity lies entirely in the patch $e_1 = e_2 = 1$. Such type of binomial singularities has been introduced recently in [23] in the context of $SU(5)$ models without extra $U(1)$ s and in [5], which has brought the $U(1)$ restricted Tate model of [4] into binomial form. The small resolution proceeds by replacing the singularity in the fibre over the curve $X = Q = Y_1 = Y_2 = 0$ by a \mathbb{P}^1 parametrised by homogeneous coordinates $[\lambda_1, \lambda_2]$. This is achieved by describing \hat{Y}_4 in the given patch as the complete intersection

$$Y_1 \lambda_2 = Q \lambda_1 \quad \cap \quad Y_2 \lambda_1 = X \lambda_2 \tag{2.30}$$

inside a 6-fold \hat{X}_6 . Away from $X = Q = Y_1 = Y_2 = 0$, the extra section is given by the locus

$$\lambda_1 = 0 \quad \cap \quad X = 0 \quad \cap \quad Y_1 = 0 \tag{2.31}$$

inside \hat{X}_6 as follows by plugging $X = Y_1 = 0$ into (2.30). At $X = Q = Y_1 = Y_2 = 0$, on the other hand, $[\lambda_1, \lambda_2]$ are unconstrained and therefore the section wraps the entire resolution \mathbb{P}^1 as in [4, 5]. This behaviour will be discussed in greater detail in section 3.

2.3.2 3 - 2 Factorisation

The $3 - 2$ factorised Tate model is based on the ansatz

$$Y_1 = c_2 t^2 + c_1 t e_0 z + c_0 e_0^2 z^2, \quad Y_2 = e_4^2 (d_3 t^3 + d_2 e_0 t^2 z + d_1 t z^2 + d_0 e_0^3 z^3) \tag{2.32}$$

subject to the constraint

$$c_1 d_0 + c_0 d_1 \tag{2.33}$$

from $a_5 = 0$ in the Tate polynomial. As in the local split spectral cover version a way to solve the tracelessness constraint is to write [15]⁵

$$c_0 = \alpha \beta, \quad c_1 = \alpha \delta, \quad d_0 = \gamma \beta, \quad d_1 = -\gamma \delta \tag{2.34}$$

⁵Note that it seems we are writing 4 parameters in terms of 4 other parameters while solving a constraint $a_5 = 0$, which is not possible. Indeed there are only 3 independent parameters in the ansatz (2.34) since one can write $c_1 = c_0 \left(\frac{\delta}{\beta}\right)$ and $d_1 = d_0 \left(\frac{\delta}{\beta}\right)$. However the important point noted in [15] is that taking the solution (2.34) allows for additional freedom in distributing the possible globally trivial components of the matter curves and so can be important when considering the restriction of hypercharge flux to matter curves.

with α, β, γ and δ arbitrary polynomials of appropriate degrees. In order to forbid non-Kodaira singularities one must impose that the following intersections should be empty,

$$c_2 \cdot \alpha, \quad c_2 \cdot \beta \cdot \delta, \quad d_2 \cdot d_3 \cdot \gamma. \quad (2.35)$$

It is worth noting that the constraints will expand if some of the factors are set to zero identically over the full 4-fold.

With this information one can again compute Q and arrive, in the patch $e_1 = e_2 = 1$, at the binomial form

$$\begin{aligned} Y_1 &= c_2 t^2 + \alpha \delta e_0 t z + \alpha \beta e_0^2 z^2, \\ Y_2 &= e_4^2 (d_3 t^3 + d_2 e_0 t^2 z - \delta e_0^2 \gamma t z^2 + \beta e_0^3 \gamma z^3), \\ X &= t^2 e_4 - x, \\ Q &= e_3 x^2 + c_2 d_3 e_4 t^3 z + c_2 d_3 t x z + c_2 d_2 e_0 e_4 t^2 z^2 + \alpha d_3 \delta e_0 e_4 t^2 z^2 + c_2 d_2 e_0 x z^2 \\ &\quad + \alpha d_3 \delta e_0 x z^2 + \alpha \beta d_3 e_0^2 e_4 t z^3 + \alpha d_2 \delta e_0^2 e_4 t z^3 - c_2 \delta e_0^2 e_4 \gamma t z^3 + \alpha \beta d_2 e_0^3 e_4 z^4 \\ &\quad + \beta c_2 e_0^3 e_4 \gamma z^4 - \alpha \delta^2 e_0^3 e_4 \gamma z^4. \end{aligned} \quad (2.36)$$

3 Fibre Structure and charges in the $U(1)_X$ model

We now analyse the fibre structure of our F-theory compactification, starting, in this section, with the $4 - 1$ factorisation. The associated Abelian gauge symmetry is often referred to as $U(1)_X$ in the model building literature. Over generic points on the $SU(5)$ divisor $W : w = 0$ in the base B , the fibre can be described in terms of the hypersurface equation (2.20) within \hat{X}_5 . The resolution of the $SU(2)$ singular locus is described by the complete intersection (2.30) within \hat{X}_6 . The Yukawa points on W where $SU(5)$ matter couples to the singlets localised along the $SU(2)$ curve can also be treated in this approach as we will see. In total this gives us access to the fibre structure over the entire Calabi-Yau \hat{Y}_4 .

3.1 Structure of the matter surfaces

We begin with the fibre structure over W . In analysing the resolution \mathbb{P}^1 s over W and over the various matter curves we follow the procedure described in [6] (see also [23, 24, 7, 8, 25]).

As usual the fibre over generic points on the $SU(5)$ surface $W : w = 0$ in the base B is given by a tree of \mathbb{P}^1 s intersecting like the affine Dynkin diagram of $SU(5)$. These $\mathbb{P}_i^1, i = 0, \dots, 4$ are the fibres of the resolution divisors $E_i : e_i = 0$ and can be described as the complete intersection

$$\mathbb{P}_i^1 : \quad e_i = 0 \quad \cap \quad \hat{P}_T = 0 \quad \cap \quad D_a = 0 \quad \cap \quad D_b = 0 \quad \subset \hat{X}_5 \quad (3.1)$$

with D_a, D_b denoting the pullback of two base divisors that intersect W exactly once. The intersection of these divisors is such that

$$\int_{\hat{Y}_4} E_i \wedge E_j \wedge D_a \wedge D_b = C_{ij} \int_B W \wedge D_a \wedge D_b \quad (3.2)$$

with C_{ij} the Cartan matrix of $SU(5)$ in conventions where the diagonal has entries -2 .

Over the matter curves on W some of these \mathbb{P}^1 s split and assemble into the affine Dynkin diagram of higher rank groups.

10-matter curves

We first turn to the intersection curve of the Tate polynomial $a_1 = 0$ with W in the base, which, in an $SU(5)$ Tate model, corresponds to the **10** matter curve. Since in the $U(1)_X$ model $a_1 = c_1 d_4$ there are now two **10** curves

$$C_{\mathbf{10}^{(1)}} : d_4 = 0 \quad \cap \quad w = 0, \quad C_{\mathbf{10}^{(2)}} : c_1 = 0 \quad \cap \quad w = 0. \quad (3.3)$$

As discussed in greater detail in appendix B.2 the structure of the $SU(5)$ charged matter curves coincides with the corresponding split spectral cover model [13] to which our construction flows near the $SU(5)$ divisor. Note that $C_{\mathbf{10}^{(2)}}$ did not appear in the $U(1)$ restricted Tate model of [6], where c_1 was set to 1, see appendix B.1.

The \mathbb{P}^1 -structure over both **10**-curves turns out to be very similar. To describe the fibre we must specialise, say, $D_b = 0$ in (3.1) to $d_4 = 0$ or $c_1 = 0$, respectively. As a consequence the polynomial \hat{P}_T will factorise for certain \mathbb{P}^1_i . Such a factorisation indicates a splitting of \mathbb{P}^1 s over the matter curve.

Concretely over $C_{\mathbf{10}^{(1)}}$ this procedure yields the following equations (omitting for brevity the universal piece $d_4 = 0 \cap D_a = 0$) and corresponding \mathbb{P}^1 -splits,

$$\begin{aligned} e_0 = 0 \quad \cap \quad e_3(-e_1 + e_4) = 0 &\longleftrightarrow \mathbb{P}^1_0 \rightarrow \mathbb{P}^1_{03} \cup \mathbb{P}^1_{0A}, \\ e_1 = 0 \quad \cap \quad e_3 = 0 &\longleftrightarrow \mathbb{P}^1_1 \rightarrow \mathbb{P}^1_{13}, \\ e_2 = 0 \quad \cap \quad e_3 - (c_1 d_2 + c_0 d_3) e_1 z^3 = 0 &\longleftrightarrow \mathbb{P}^1_2 \rightarrow \mathbb{P}^1_{2B_1}, \\ e_3 = 0 \quad \cap \quad e_0 e_1 C = 0 &\longleftrightarrow \mathbb{P}^1_3 \rightarrow \mathbb{P}^1_{03} \cup \mathbb{P}^1_{13} \cup \mathbb{P}^1_{3C_1}, \\ e_4 = 0 \quad \cap \quad e_3 + c_1 d_3 e_0 z^2 = 0 &\longleftrightarrow \mathbb{P}^1_4 \rightarrow \mathbb{P}^1_{4D_1}, \end{aligned} \quad (3.4)$$

where we have exploited the Stanley-Reisner ideal to set as many coordinates to one as possible.⁶ A factorisation of the above defining equations indicates a splitting of \mathbb{P}^1 s over the matter curve into the indicated \mathbb{P}^1 s. Note that \mathbb{P}^1_{13} and \mathbb{P}^1_{03} appear with multiplicity two. It is now easy to compute the intersection structure of these six \mathbb{P}^1 s by counting simultaneous solutions to these equations within \hat{X}_5 . For instance, since $e_2 e_4$ is in the Stanley-Reisner ideal, $\mathbb{P}^1_{4D_1}$ and $\mathbb{P}^1_{2B_1}$ do not intersect. On the other hand, $\mathbb{P}^1_{03} \cap \mathbb{P}^1_{4D_1} = 1$ because $D_1|_{e_3=0=e_1}$ vanishes identically so that this intersection is described by the transverse intersection of five polynomials $e_0 = e_3 = e_4 = d_4 = D_a = 0$ within \hat{X}_5 . In this fashion one establishes that the six \mathbb{P}^1 s intersect like the nodes of the affine Dynkin diagram of $SO(10)$ as required in the theory of Kodaira fibres.

Over $C_{\mathbf{10}^{(2)}}$, the exact form of the defining equations differs slightly, but the \mathbb{P}^1 s split in an analogous manner into \mathbb{P}^1_{0A} , \mathbb{P}^1_{23} , $\mathbb{P}^1_{2B_2}$, $\mathbb{P}^1_{3C_2}$, $\mathbb{P}^1_{4B_2}$, each with multiplicity one, and \mathbb{P}^1_{13} and \mathbb{P}^1_{03} each with multiplicity two. The intersection structure is again as in the affine Dynkin diagram of $SO(10)$.

⁶The polynomial C_1 takes the form $C_1 = c_1 e_2 x (d_1 e_0^2 e_1 e_4 + d_3 x) + c_1 d_2 e_0 e_4 y + c_0 e_0 e_4 (e_0 e_1 e_2 (d_0 e_0^2 e_1 e_4 + d_2 x) + d_3 y)$.

To identify the combinations of \mathbb{P}^1 s corresponding to the **10** representation one must compute the Cartan charges of the \mathbb{P}^1 s and compare these to the **10** weights. We observe that the structure of the matter surfaces is identical to the **10** curve in the $U(1)$ restricted Tate model as analysed in [6] for the analogous choice of Stanley-Reisner ideal. Therefore we can refer to [6], section 3.3 for the computation of the $SU(5)$ Cartan charges of the above \mathbb{P}^1 s and to tables A.18 and A.19 for the resulting identification of suitable combinations of \mathbb{P}^1 s with the weight vectors of the **10** representation of $SU(5)$. For convenience of the reader we recall this procedure for the $SU(5)$ Cartan charges of \mathbb{P}_{03}^1 over $C_{10(1)}$. The gauge potential associated with the Cartan $U(1)_i \subset SU(5)$ arises by expanding the M-theory 3-form as $C_3 = A_i \wedge E_i + \dots$, where E_i denotes the 2-form dual to the resolution divisor $e_i = 0$. Therefore the charge under the generator of $U(1)_i \subset SU(5)$ is given by the integral $\int_{\mathbb{P}_{03}^1} E_i$, $i = 1, \dots, 4$. This can be computed as the intersection

$$e_i = 0 \quad \cap \quad e_0 = 0 \quad \cap \quad e_3 = 0 \quad \cap \quad d_4 = 0 \quad \cap \quad D_a = 0 \quad \subset \hat{X}_5. \quad (3.5)$$

For $i = 1$ and $i = 4$ this is the transverse intersection of five degree-one polynomials inside \hat{X}_5 , which have one intersection point. For $i = 2$, on the other hand, this vanishes because $e_0 e_2$ is in the Stanley-Reisner ideal. Finally for $i = 3$ we do not encounter an effective intersection must therefore use the following trick: We first note that the integral $\int_{\mathbb{P}_{0A}^1} E_3 = 1$, and that the generic intersection of $e_3 = 0$ with \mathbb{P}_0^1 over a generic point on the $SU(5)$ divisor $W : w = 0$ in the base vanishes because of (3.2). Since \mathbb{P}_0^1 splits into \mathbb{P}_{03}^1 and \mathbb{P}_{0A}^1 , this implies $\int_{\mathbb{P}_{03}^1} E_3 = -1$. Therefore the $U(1)_i$ charges of \mathbb{P}_{03}^1 are $[1, 0, -1, 1]$, corresponding to the weight $\mu_{10} - \alpha_2 - \alpha_3$ of the **10** representation of $SU(5)$.

The Cartan charges over the second **10** curve work out in exactly the same manner. For convenience the \mathbb{P}^1 -combination for the various states of the **10**-representation is summarised in the following table (valid for both **10** matter curves):

Weight	\mathbb{P}_i^1 - combination
μ_{10}	$2\mathbb{P}_{03}^1 + \mathbb{P}_{0A}^1 + \mathbb{P}_{13}^1 + \mathbb{P}_{4D_i}^1$
$\mu_{10} - \alpha_2$	$2\mathbb{P}_{03}^1 + \mathbb{P}_{0A}^1 + \mathbb{P}_{13}^1 + \mathbb{P}_{2B_i}^1 + \mathbb{P}_{4D_i}^1$
$\mu_{10} - \alpha_1 - \alpha_2$	$2\mathbb{P}_{03}^1 + \mathbb{P}_{0A}^1 + 2\mathbb{P}_{13}^1 + \mathbb{P}_{2B_i}^1 + \mathbb{P}_{4D_i}^1$
$\mu_{10} - \alpha_2 - \alpha_3$	\mathbb{P}_{03}^1
$\mu_{10} - \alpha_1 - \alpha_2 - \alpha_3$	$\mathbb{P}_{03}^1 + \mathbb{P}_{13}^1$
$\mu_{10} - \alpha_2 - \alpha_3 - \alpha_4$	$\mathbb{P}_{03}^1 + \mathbb{P}_{4D_i}^1$
$\mu_{10} - \alpha_1 - 2\alpha_2 - \alpha_3$	$\mathbb{P}_{03}^1 + \mathbb{P}_{13}^1 + \mathbb{P}_{2B_i}^1$
$\mu_{10} - \alpha_1 - \alpha_2 - \alpha_3 - \alpha_4$	$\mathbb{P}_{03}^1 + \mathbb{P}_{13}^1 + \mathbb{P}_{4D_i}^1$
$\mu_{10} - \alpha_1 - 2\alpha_2 - \alpha_3 - \alpha_4$	$\mathbb{P}_{03}^1 + \mathbb{P}_{13}^1 + \mathbb{P}_{2B_i}^1 + \mathbb{P}_{4D_i}^1$
$\mu_{10} - \alpha_1 - 2\alpha_2 - 2\alpha_3 - \alpha_4$	$2\mathbb{P}_{03}^1 + \mathbb{P}_{2B_i}^1 + \mathbb{P}_{3C_i}^1 + \mathbb{P}_{4D_i}^1$

(3.6)

To see the difference between both **10** curves we must investigate the intersection pattern of the \mathbb{P}^1 s with the extra section S . Since the resolution divisors e_1 , e_2 and e_4 do not intersect the section, the only possible intersections occur for \mathbb{P}_{03}^1 as well as for $\mathbb{P}_{3C_1}^1$ and $\mathbb{P}_{3C_2}^1$ (over $d_4 = 0$ or $c_1 = 0$, respectively). Therefore it is sufficient to carry out the analysis of the intersection pattern with S inside the complete intersection \hat{X}_6 . Recall that at generic points away from the $SU(2)$ singularities the resolved section S is given by the locus

$$\lambda_1 = 0 \quad \cap \quad X = 0 \quad \cap \quad Y_1 = 0 \quad (3.7)$$

inside the complete intersection (2.30). The intersection number between one of the above \mathbb{P}^1 s and the extra section S is counted by the number of generic simultaneous solutions of the defining equations within \hat{X}_6 . A priori these are seven constraints within the ambient 6-fold and thus have no common solution. However, it can happen that not all of these are independent. If we end up with precisely 6 mutually non-exclusive independent constraints, the intersection number is non-zero.

To simplify the expressions we will set $e_1 = 1, e_2 = 1, e_4 = 1$ as these are non-vanishing in the complete intersection patch and also $z = 1$ because ze_3 is in the Stanley-Reisner ideal. We start with the fibre over $C_{10(1)}$ corresponding to $d_4 = 0$. Along \mathbb{P}_{03}^1 , the two constraints $Y_1 = 0$ and $X = 0$ appearing in S evaluate to

$$c_1 t = 0 \quad \cap \quad t^2 - x = 0. \quad (3.8)$$

The only solution over generic points on $d_4 = 0$ is $t = 0 = x$ and thus $x = y = 0$, but xye_0 is in the Stanley-Reisner ideal. Thus \mathbb{P}_{03}^1 does not intersect the section in the fibre over $d_4 = 0$.

Concerning the intersection of $\mathbb{P}_{3C_1}^1$ with the section we note that the constraint $C_1 = 0$ is automatically fulfilled once we set $e_3 = 0$ and $Y_1 = X = 0$. Therefore we end up with the six independent constraints

$$x = t^2 \quad \cap \quad c_1 t + c_0 e_0 = 0 \quad \cap \quad e_3 = 0 \quad \cap \quad D_a = 0 \quad \cap \quad \lambda_1 = 0 \quad \cap \quad d_4 = 0. \quad (3.9)$$

It is important to note that in the present case $Y_1 = c_1 t + c_0 e_0$ is of degree one in t . Therefore this system of equations has precisely one solution and thus $S \cap \mathbb{P}_{3C_1}^1 = 1$.

Over the second **10** matter curve $C_{10(2)}$, corresponding to $c_1 = 0$, the situation is reversed: For $e_0 = 0 = e_3 = c_1$, Y_1 vanishes automatically. Thus the intersection of \mathbb{P}_{03}^1 with S is given by the single generic intersection of the six polynomials

$$e_0 = 0 \quad \cap \quad e_3 = 0 \quad \cap \quad c_1 = 0 \quad \cap \quad D_a = 0 \quad \cap \quad \lambda_1 = 0 \quad \cap \quad x = t^2 \quad (3.10)$$

within the ambient 6-fold \hat{X}_6 . By contrast, now $\mathbb{P}_{3C_2}^1$ has no generic intersection with S because on this locus Y_1 evaluates to $c_0 e_0$, and the intersection with $e_0 = 0$ had been accounted for already in \mathbb{P}_{03}^1 .

To conclude, the difference between the two **10** curves is the following intersection pattern with the extra section S :

$$\begin{aligned} C_{10(1)} : \quad S \cap \mathbb{P}_{03}^1 &= 0, & S \cap \mathbb{P}_{13}^1 &= 0, & S \cap \mathbb{P}_{3C_1}^1 &= 1, \\ C_{10(2)} : \quad S \cap \mathbb{P}_{03}^1 &= 1, & S \cap \mathbb{P}_{13}^1 &= 0, & S \cap \mathbb{P}_{3C_2}^1 &= 0. \end{aligned} \quad (3.11)$$

This difference will be crucial when it comes to computing the $U(1)_X$ charges of the states.

5-matter curves

A similar analysis is easily carried out for the **5** matter curves. For the $4 - 1$ factorisation, the **5** curve $P = 0 \cap w = 0$ in the base B splits in the following way:

$$P = a_1^2 a_{6,5} - a_1 a_{3,2} a_{4,3} + a_{2,1} a_{3,2}^2 \quad \rightarrow \quad (d_3^2 c_0 + d_2 d_3 c_1 - d_1 d_4 c_1)(d_4 c_0^2 + d_3 c_0 c_1 + d_2 c_1^2) =: P_1 P_2, \quad (3.12)$$

where we used the tracelessness constraint $d_1 c_0 + c_1 d_0 = 0$. Like in the $U(1)$ -restricted case of [6], over both **5**-curves

$$C_{\mathbf{5}(1)} : P_1 = 0 \quad \cap \quad w = 0, \quad C_{\mathbf{5}(2)} : P_2 = 0 \quad \cap \quad w = 0 \quad (3.13)$$

one observes a splitting of \mathbb{P}_3^1 into two \mathbb{P}^1 's,

$$\mathbb{P}_3^1 \rightarrow \begin{cases} \mathbb{P}_{3G_1}^1 \cup \mathbb{P}_{3H_1}^1 & \text{for } P_1 = 0, \\ \mathbb{P}_{3G_2}^1 \cup \mathbb{P}_{3H_2}^1 & \text{for } P_2 = 0, \end{cases} \quad (3.14)$$

where H_1, H_2, G_1 and G_2 are some longish polynomials which we refrain from displaying here. The remaining $\mathbb{P}_0^1, \mathbb{P}_1^1, \mathbb{P}_4^1$ are unaffected. The intersection pattern of the fibred \mathbb{P}^1 's is as in equ. (A.31) of [6] and corresponds to the affine Dynkin diagram of $SU(6)$. Moreover, one readily evaluates the Cartan charges of, say, the splitting \mathbb{P}_3^1 ,

$$\mathbb{P}_{3G_i}^1 : [0, 1, -1, 0] = -\mu_5 + \alpha_1 + \alpha_2, \quad \mathbb{P}_{3H_i}^1 = [0, 0, -1, 1] = \mu_5 - \alpha_1 - \alpha_2 - \alpha_3. \quad (3.15)$$

The full identification of all weights in the **5** representation is given as follows:

Weight	\mathbb{P}_i^1 - combination	
μ_5	$\mathbb{P}_0^1 + \mathbb{P}_{3H_i}^1 + \mathbb{P}_4^1$	(3.16)
$\mu_5 - \alpha_1$	$\mathbb{P}_0^1 + \mathbb{P}_1^1 + \mathbb{P}_{3H_i}^1 + \mathbb{P}_4^1$	
$\mu_5 - \alpha_1 - \alpha_2$	$\mathbb{P}_0^1 + \mathbb{P}_1^1 + \mathbb{P}_2^1 + \mathbb{P}_{3H_i}^1 + \mathbb{P}_4^1$	
$\mu_5 - \alpha_1 - \alpha_2 - \alpha_3$	$\mathbb{P}_{3H_i}^1$	
$\mu_5 - \alpha_1 - \alpha_2 - \alpha_3 - \alpha_4$	$\mathbb{P}_{3H_i}^1 + \mathbb{P}_4^1$	

While the fibre structure over both **5** curves is identical, the distinguishing property is again the intersection pattern with the section. Analogous considerations as for the **10** representations yield

$$C_{\mathbf{5}(1)} \quad S \cap \mathbb{P}_{3G_1}^1 = 0, \quad S \cap \mathbb{P}_{3H_1}^1 = 1, \quad (3.17)$$

$$C_{\mathbf{5}(2)} \quad S \cap \mathbb{P}_{3G_1}^1 = 1, \quad S \cap \mathbb{P}_{3H_2}^1 = 0. \quad (3.18)$$

$SU(5)$ -singlet curves

There is one more type of matter curves inhabited by $U(1)_X$ charged singlets. These extra states arise from M2-branes wrapping suitable components of the fibre over the self-intersection of the I_1 -part of the discriminant locus. As in [4], the fibre over this self-intersection locus acquires an $SU(2)$ -singularity prior to resolution. This curve of $SU(2)$ singularities is a consequence of the binomial structure of the factorised Tate mode and occurs, before the small resolution, at $X = 0 \cap Q = 0 \cap Y_1 = 0 \cap Y_2 = 0 \subset X_5$. This describes a curve C_1 in the base space times a point $(x, t) = (x_0, t_0)$ in the fibre at which the fibre degenerates. After the small resolution (2.30), this singular point is replaced by the \mathbb{P}^1 parametrised by the homogeneous coordinates $[\lambda_1, \lambda_2]$, called $\mathbb{P}_{SU(2)}^1$ in the sequel. The original fibre, called \mathbb{P}_0^1 , is the locus $X = 0 \cap Q = 0 \cap Y_1 = 0 \cap Y_2 = 0$ away from the point (x_0, t_0) , which has been blown up into $\mathbb{P}_{SU(2)}^1$. It is therefore clear that these two fibre components intersect at two points, thus forming the affine Dynkin diagram of $SU(2)$. This same structure had been discussed before in [4, 5, 6, 7, 11].

Note that for the $U(1)_X$ model under consideration the curve C_1 over which this fibre is localised is a single connected curve in the base. This follows by explicitly solving for $X = Q = Y_1 = Y_2 = 0$ taking into account both the Stanley-Reisner-ideal and the extra restriction that $c_1 = 0$ and $c_0 = 0$ are not allowed to intersect. Since this curve does not lie on top of the $SU(5)$ brane its structure cannot be accounted for in any local model. This is part of the reason why a global understanding is required in the study of Abelian gauge groups. M2-branes wrapping $\mathbb{P}_{SU(2)}^1$ thus give rise to massless $SU(5)$ singlets **1**.

The section S is given, away from the critical locus $X = 0 \cap Q = 0 \cap Y_1 = 0 \cap Y_2 = 0$ by (2.31). As $X = Q = Y_1 = Y_2 = 0$, however, it wraps the entire $\mathbb{P}_{SU(2)}^1$ because the homogeneous coordinates $[\lambda_1, \lambda_2]$ are now unconstrained. Therefore $S \cap \mathbb{P}_0^1 = 2$ and so

$$C_1 : S \cap \mathbb{P}_{SU(2)}^1 = -1 \quad (3.19)$$

because S intersects the entire fibre class in a single point, $S \cap (\mathbb{P}_0^1 + \mathbb{P}_{SU(2)}^1) = 1$.

3.2 $U(1)_X$ charges for matter curves and G_4 -flux

We now investigate the detailed relationship between the appearance of the extra section and the appearance of a $U(1)_X$. The relevance of S lies in the fact that its dual 2-form is related to an element w_X of $H^{1,1}(\hat{Y}_4)$ in terms of which the M-theory 3-form C_3 can be expanded as $C_3 = A_X \wedge w_X + \dots$. The 1-form A_X is then the gauge potential associated with an extra $U(1)_X$ gauge symmetry, a priori in the 3-dimensional effective theory obtained by dimensional reduction of M-theory on \hat{Y}_4 . See [33, 10] for recent investigations of various aspects of this effective action. To find the precise relation between the dual 2-form S^7 and w_X one requires that w_X satisfy the relations

$$\int_{\hat{Y}_4} w_X \wedge D_a \wedge D_b \wedge D_c = 0, \quad \int_{\hat{Y}_4} w_X \wedge Z \wedge D_a \wedge D_b = 0, \quad (3.20)$$

$$\int_{\hat{Y}_4} w_X \wedge E_i \wedge D_a \wedge D_b = 0, \quad i = 1, \dots, 4 \quad (3.21)$$

with D_a, D_b, D_c the pullback of arbitrary base divisors. The first two constraints ensure that under F/M-theory duality A_X actually lifts to a 1-form in four dimensions. The last constraint normalises the $U(1)_X$ generator to be orthogonal to the Cartan generators of the non-Abelian gauge group, in our case $SU(5)$. The first two constraints were worked out for the $U(1)$ restricted Tate model in [4] (see also [5]) and for the $SU(5) \times U(1)_X$ restricted Tate model with a single **10**-matter curve in [6] (see also [7]). In the mathematics literature the map from S to w_X is known as the Shioda map [30], as reviewed recently e.g. in [11, 10].

As for the first constraint, observe that

$$\int_{\hat{Y}_4} S \wedge D_a \wedge D_b \wedge D_c = \int_B D_a \wedge D_b \wedge D_c \quad (3.22)$$

because S is a section. Thus we subtract Z because $\int_{\hat{Y}_4} (S - Z) \wedge D_a \wedge D_b \wedge D_c = 0$. Next we compute

$$\int_{\hat{Y}_4} (S - Z) \wedge Z \wedge D_a \wedge D_b = \int_{\hat{Y}_4} S \wedge Z \wedge D_a \wedge D_b + \int_B \bar{K} \wedge D_a \wedge D_b, \quad (3.23)$$

⁷Our notation does not distinguish between a divisor D and its dual 2-forms; also, the 2-form dual to divisors of the form, say, $c_1 = 0$ will be denoted by c_1 .

where we used that $ZZ = -Z\bar{K}$ in terms of the anti-canonical class \bar{K} of B . The intersection $\int_{\hat{Y}_4} S \wedge Z \wedge D_a \wedge D_b$ is evaluated in the complete intersection \hat{X}_6 as the number of generic intersections of

$$x = t^2 \quad \cap \quad c_1 t = 0 \quad \cap \quad \lambda_1 = 0 \quad \cap \quad z = 0 \quad \cap \quad D_a = 0 \quad \cap \quad D_b = 0 \quad (3.24)$$

in \hat{X}_6 . The first two constraints are $Y_1 = 0$ and $X = 0$ evaluated for $z = 0$. Since $x = t = z = 0$ is excluded by the Stanley-Reisner ideal, the intersection is

$$\int_{\hat{Y}_4} S \wedge Z \wedge D_a \wedge D_b = \int_{\hat{Y}_4} c_1 \wedge Z \wedge D_a \wedge D_b = \int_B c_1 \wedge D_a \wedge D_b. \quad (3.25)$$

Thus the first two constraints are satisfied by⁸ $S - Z - \bar{K} - c_1$.

Finally we implement $\int_{\hat{Y}_4} w_X \wedge E_i \wedge D_a \wedge D_b = 0$. Since ze_i is in the Stanley-Reisner ideal the only constraint arises from the intersection with S , which is given by

$$\int_{\hat{Y}_4} S \wedge E_j \wedge D_a \wedge D_b = \delta_{j3} \int_B W \wedge D_a \wedge D_b. \quad (3.26)$$

To eliminate this intersection with E_3 without spoiling the first two constraints we add a linear combination $\sum_{i=1}^4 t_i E_i$ such that $\sum_i t_i \int_{\hat{Y}_4} E_i \wedge E_j \wedge D_a \wedge D_b = \sum_i t_i C_{ij} \int_B W \wedge D_a \wedge D_b = -\delta_{j3}$ with C_{ij} the $SU(5)$ Cartan matrix, cf. eq. (3.2). In total the correct $U(1)_X$ generator is

$$w_X = 5(S - Z - \bar{K} - c_1) + \sum_i t_i E_i, \quad t_i = (2, 4, 6, 3). \quad (3.27)$$

Here we have picked the overall normalisation of w_X such that no fractional charges will appear. Note that for $c_1 \equiv 1$ this reduces to the expression found in [6] for the $SU(5) \times U(1)_X$ restricted Tate model with one **10**-curve.

We are now in a position to compute the $U(1)_X$ charges of the **10** representation localised on the matter curves. These are given by

$$q_X = \int_{\sum \mathbb{P}_{ij}^1} w_X \quad (3.28)$$

with $\sum \mathbb{P}_{ij}^1$ denoting the linear combination of \mathbb{P}^1 s in the fibre of the respective matter curves corresponding to one component of the weight vector of the representation. Of course the value of the integral is the same for all weights. This expression is easiest computed for the weight $\mu_{10} - \alpha_2 - \alpha_3$ corresponding to \mathbb{P}_{03}^1 . The integral $\int_{\mathbb{P}_{03}^1} E_i$ gives just the Cartan charges $[1, 0, -1, 1]$ of this weight and thus $\int_{\mathbb{P}_{03}^1} \sum_i t_i E_i = -1$. Furthermore ze_3 is in the Stanley-Reisner ideal so that $\int_{\mathbb{P}_{03}^1} Z = 0$, as is $\int_{\mathbb{P}_{03}^1} -\bar{K} - c_1$ ⁹. Now it becomes crucial that the intersection pattern of

⁸We hope the reader is not confused by the fact that c_1 denotes the Tate polynomial in $a_1 = d_4 c_1$ and not, as oftentimes in the literature, $c_1(B)$. We will always express $c_1(B)$ in terms of \bar{K} .

⁹Consider first $\int_{\mathbb{P}_{03}^1} \bar{K}$: For the fibre over $d_4 = 0$ this intersection is $e_0 = 0 \cap e_3 = 0 \cap d_4 = 0 \cap D_a = 0 \cap \bar{K} = 0 \subset \hat{X}_5$ for an arbitrary divisor in the base D_a that intersects the matter curve once. This vanishes because on the 4-fold, $e_0 = 0$ is constrained to lie over the $SU(5)$ divisor $w = 0$ in the base, and the generic intersection of this with the three more base divisors $D_a = 0, d_4 = 0$ and \bar{K} vanishes. The same holds for $\int_{\mathbb{P}_{03}^1} \bar{K}$ over $c_1 = 0$. By a similar argument $\int_{\mathbb{P}_{03}^1} c_1 = 0$ over $d_4 = 0$. Over $c_1 = 0$ on the other hand, $\int_{\mathbb{P}_{03}^1} c_1$ boils down to $\int_{\hat{Y}_4} E_0 \wedge E_3 \wedge c_1 \wedge D_a = C_{03} \int_B W \wedge D_a \wedge c_1 = 0$ with $C_{03} = 0$ the corresponding entry from the extended Cartan matrix of $SU(5)$.

\mathbb{P}_{03}^1 with S differs for the fibre over the two **10** curves as given in (3.11). Adding up these contributions yields

$$C_{\mathbf{10}^{(1)}} : \quad q_{\mathbf{10}^1} = -1, \quad C_{\mathbf{10}^{(2)}} : \quad q_{\mathbf{10}^{(2)}} = 4. \quad (3.29)$$

A similar computation for the **5**-curves leads to the charges

$$C_{\mathbf{5}^{(1)}} : \quad q_{\mathbf{5}^{(1)}} = 2, \quad C_{\mathbf{5}^{(2)}} : \quad q_{\mathbf{5}^{(2)}} = -3. \quad (3.30)$$

Finally, the singlets from M2-branes wrapping $\mathbb{P}_{SU(2)}^1$ have charge -5 as a consequence of (3.19) and the fact that Z and E_i have zero intersection with $\mathbb{P}_{SU(2)}^1$,

$$C_1 : \quad q_1 = -5. \quad (3.31)$$

The conjugate singlets are due to M2-branes wrapping \mathbb{P}_0^1 . This is the component of the singular $SU(2)$ fibre intersected by the universal section, $Z \cap \mathbb{P}_0^1 = 1$ so that $\int_{\mathbb{P}_0^1} w_X = 5$ because $S \cap \mathbb{P}_0^1 = 2$.

To conclude this section we stress that as in [4, 5, 6, 7] the extra $U(1)_X$ gauge group opens up the possibility of switching on associated non-trivial gauge flux. By F/M-theory duality, such gauge flux is described in terms of the M-theory 4-form field strength

$$G_4^X = F \wedge w_X, \quad F \in H^{1,1}(B). \quad (3.32)$$

In particular this induces a chiral spectrum of charged matter states R_i with chiral index given by

$$\int_{\mathcal{C}_{R_i}} G_4^X = q_i \int_{\mathcal{C}_{R_i}} F, \quad (3.33)$$

where the states R_i are localised on the matter surface \mathcal{C}_{R_i} , which is \mathbb{P}^1 -fibred over the curve \mathcal{C}_{R_i} in the base B . With the help of our results for the charges q_i the computation of the chiral index thus reduces to evaluating the integral of the flux F over the matter curve in the base.

3.3 Yukawa points

We now come to the points of Yukawa interactions at the intersection of the various matter curves.

An interesting feature compared to the previously analysed $U(1)$ -restricted Tate model with only a single **10**-curve is that the intersection of the two **10** distinct matter curves gives rise to the Yukawa coupling $\mathbf{10}_{-1}^{(1)} \overline{\mathbf{10}}_{-4}^{(2)} \mathbf{1}_5$. This field theoretic expectation is confirmed by an explicit analysis of the fibre structure over the intersection of $C_{\mathbf{10}^{(1)}}$ and $C_{\mathbf{10}^{(2)}}$ along the $SU(5)$ divisor in the base, corresponding to $c_1 = d_4 = w = 0$. To this end we can start from the hypersurface equations (3.4) and set $c_1 = 0$. In particular, $\mathbb{P}_{3C_1}^1$ splits as

$$P_{3C_1}^1 \rightarrow \mathbb{P}_{03}^1 \cup \mathbb{P}_{43}^1 \cup \mathbb{P}_{3\tilde{C}}^1 \quad (3.34)$$

with the polynomial $\tilde{C} = (d_0 e_0^2 e_1 e_4 + d_2 x) + d_3 y$. This leaves us with six \mathbb{P}^1 s (including multiplicities),

$$1 \times \mathbb{P}_{3\tilde{C}}^1, \quad 1 \times \mathbb{P}_{2\tilde{B}}^1, \quad 1 \times \mathbb{P}_{0A}^1, \quad 2 \times \mathbb{P}_{34}^1, \quad 2 \times \mathbb{P}_{13}^1, \quad 3 \times \mathbb{P}_{03}^1 \quad (3.35)$$

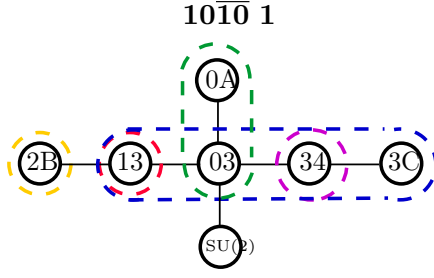


Figure 1: Schematic drawing of the $\mathbf{10}^{(1)} \mathbf{10}^{(2)} \mathbf{1}$ Yukawa coupling in the case of the 4-1 split.

with $\tilde{B} = e_3 - c_0 d_3 e_1 z^3$. The intersection structure of these \mathbb{P}^1 s follows again by counting common solutions of the involved hypersurfaces with the help of the Stanley-Reisner ideal (2.22). For example, the intersection $\mathbb{P}_{34}^1 \cap \mathbb{P}_{0A}^1$ is characterised by the *six* equations

$$e_3 = 0 \quad \cap \quad e_4 = 0 \quad \cap \quad e_0 = 0 \quad \cap \quad e_1 = e_4 \quad \cap \quad d_4 = 0 \quad \cap \quad c_1 = 0 \quad (3.36)$$

inside the ambient 5-fold \hat{X}_5 , which generically has no solution. In other cases some of the constraints coincide and common solutions are possible. This way one can establish that the six \mathbb{P}^1 s intersect with one another like the (non-extended) Dynkin diagram of E_6 .

So far we have not taken into account the $SU(2)$ singularity and its resolution. Recall from (3.11) that over generic points on the $\mathbf{10}$ matter curves $C_{\mathbf{10}^{(1)}}$ and $C_{\mathbf{10}^{(2)}}$, the resolved section S intersects $\mathbb{P}_{3C_1}^1$ and \mathbb{P}_{03}^1 , respectively. The transition between both intersections occurs as the two matter curves intersect, where $\mathbb{P}_{3C_1}^1$ splits off an extra copy of \mathbb{P}_{03}^1 . Indeed, at the intersection of the locus $c_1 = 0 \cap d_4 = 0 \cap e_0 = 0 \cap e_3 = 0$ with $x = t^2$, the polynomials Y_1, Y_2, X, Q all vanish, indicating that this point lies on the $SU(2)$ singular locus which is resolved by the small resolution (2.30). The singular point is replaced by the $\mathbb{P}_{SU(2)}^1$ described by the homogeneous coordinates $[\lambda_1, \lambda_2]$. Therefore the central \mathbb{P}_{03}^1 of the E_6 Dynkin diagram discussed above is intersected by this extra $\mathbb{P}_{SU(2)}^1$. The topology of the fibre including this incoming $\mathbb{P}_{SU(2)}^1$ is depicted in figure 1. Note that the specific intersection pattern may depend on the concrete choice of the Stanley-Reisner ideal, i.e. on the particular triangulation one is working with.

For the intersection of the singlet with the two $\mathbf{5}$ -curves, i.e. the $\mathbf{\bar{5}}_{-2}^{(1)} \mathbf{5}_{-3}^{(2)} \mathbf{1}_5$ Yukawa coupling, we obtain the same $SU(7)$ pattern as in [6]. Here, as in [6], the \mathbb{P}^1 corresponding to the resolution of the $SU(2)$ -singularity ‘appears’ between $\mathbb{P}_{3G_1}^1 / \mathbb{P}_{3G_1}^1$ and $\mathbb{P}_{3H_1}^1 / \mathbb{P}_{3H_2}^1$. The same methods also allow for an analogous analysis of the remaining familiar Yukawa coupling points between $SU(5)$ charged matter states.

4 Fibre Structure and charges in the $U(1)_{PQ}$ model

We now address the $3 - 2$ factorised Tate mode of section 2.3.2 in more detail. The additional $U(1)$ is referred to as of Peccei-Quinn type and denoted by $U(1)_{PQ}$ in the local model building literature. This corresponds to the fact that for a local $3 - 2$ split it is possible to assign the Higgs up and down multiplets to different matter curves [14] and so they have different charges under $U(1)_{PQ}$.

10-curves

Let us begin with the two **10**-matter curves

$$C_{\mathbf{10}^{(1)}} : d_3 = 0 \quad \cap \quad w = 0, \quad C_{\mathbf{10}^{(2)}} : c_2 = 0 \quad \cap \quad w = 0. \quad (4.1)$$

An analysis of the \mathbb{P}^1 split completely analogous to that in section 3.1 yields a fibre structure over both curves identical to the one given in (3.6), even though, of course, the explicit form of the polynomials B_1, C_1, D_1 and B_2, C_2, D_2 differs. What is very interesting, on the other hand, are the changes in the intersection structure of $\mathbb{P}_{03}^1, \mathbb{P}_{13}^1$ and $\mathbb{P}_{3C_i}^1$ with the section S . This is of course crucial to determine the correct $U(1)$ charges.

The extra section S is still given, over generic loci, by $\lambda_1 = 0 \cap X = 0 \cap Y_1 = 0 \subset \hat{X}_6$, but with

$$Y_1 = c_2 t^2 + \alpha \delta e_0 t z + \alpha \beta e_0^2 z^2, \quad X = t^2 e_4 - x. \quad (4.2)$$

The big difference to the $4 - 1$ model is that Y_1 is a polynomial of degree 2, not of degree 1, in t . This changes the intersection pattern as follows: First note that the intersection of S with the resolution \mathbb{P}_3^1 over a generic point on the $SU(5)$ divisor $w = 0$ is (setting $z = 1$ and $e_4 = 1$)

$$e_3 = 0 \quad \cap \quad \lambda_1 = 0 \quad \cap \quad x = t^2 \quad \cap \quad Y_1 = 0 \quad \cap \quad D_a = 0 \quad \cap \quad D_b = 0 \quad (4.3)$$

inside \hat{X}_6 with D_a and D_b intersecting $w = 0$ once in the base. Since Y_1 is of degree 2, the intersection number is

$$\mathbb{P}_3^1 \cap S = 2. \quad (4.4)$$

Let us now compute the intersections with the descendants of \mathbb{P}_3^1 over the **10** curves, beginning with $C_{\mathbf{10}^{(2)}}$. Concerning \mathbb{P}_{03}^1 we observe that $Y_1|_{c_2=e_0=e_3=0} = 0$ so that, as is the case for $C_{\mathbf{10}^{(2)}}$ in section 3.1, $\mathbb{P}_{03}^1 \cap S = 1$. Unlike before, however, also $\mathbb{P}_{3C_2}^1 \cap S = 1$ because $Y_1|_{c_2=e_3=0} = \alpha \delta e_0 t + \alpha \beta e_0^2$ (after setting $z = 1$) and if we solve this degree 1 polynomial for t and plug the solution into C_2 , the latter vanishes automatically along $\mathbb{P}_{3C_2}^1$. Note that indeed $\mathbb{P}_{03}^1 \cap S + \mathbb{P}_{3C_2}^1 \cap S = \mathbb{P}_3^1 \cap S$.

Over $C_{\mathbf{10}^{(1)}}$, corresponding to $d_3 = 0$, $\mathbb{P}_{03}^1 \cap S = 0$ as no simplifications in Y_1 occur. To compute the intersection $\mathbb{P}_{3C_1}^1$ we note that solving $Y_1|_{e_3=0} = 0$ for t gives us two solutions because Y_1 is degree 2. For each of these, C_1 vanishes automatically once we impose all other constraints of the defining equation of $\mathbb{P}_{3C_1}^1$. Thus $\mathbb{P}_{3C_1}^1 \cap S = 2$. To summarise,

$$\begin{aligned} C_{\mathbf{10}^{(1)}} : \quad & S \cap \mathbb{P}_{03}^1 = 0, \quad S \cap \mathbb{P}_{13}^1 = 0, \quad S \cap \mathbb{P}_{3C_1}^1 = 2, \\ C_{\mathbf{10}^{(2)}} : \quad & S \cap \mathbb{P}_{03}^1 = 1, \quad S \cap \mathbb{P}_{13}^1 = 0, \quad S \cap \mathbb{P}_{3C_2}^1 = 1. \end{aligned} \quad (4.5)$$

5-curves

There are now three **5** curves located at the intersection of the $SU(5)$ divisor with the zero locus of the three polynomials P_1, P_2, P_3 into which $P = a_1^2 a_{6,5} - a_1 a_{3,2} a_{4,3} + a_{2,1} a_{3,2}^2$ factorises,

$$P_1 = \delta, \quad P_2 = \beta d_3 + d_2 \delta, \quad (4.6)$$

$$P_3 = \alpha^2 c_2 d_2^2 + \alpha^3 \beta d_3^2 + \alpha^3 d_2 d_3 \delta - 2 \alpha c_2^2 d_2 \gamma - \alpha^2 c_2 d_3 \delta \gamma + c_2^3 \gamma^2. \quad (4.7)$$

In the fibre over each of these three matter curves

$$C_{\mathbf{5}(i)} : P_i = 0 \cap w = 0 \subset B, \quad i = 1, 2, 3 \quad (4.8)$$

one observes that \mathbb{P}_3^1 splits according to

$$\mathbb{P}_3^1 \rightarrow \mathbb{P}_{3G_i}^1 \cup \mathbb{P}_{3H_i}^1. \quad (4.9)$$

The explicit form of G_i and H_i is rather lengthy, in particular for $i = 3$. However, in all three cases one can easily evaluate the Cartan charges of $\mathbb{P}_{3G_i}^1$ and of $\mathbb{P}_{3H_i}^1$ as

$$\mathbb{P}_{3G_i}^1 : [0, 1, -1, 0] = -\mu_5 + \alpha_1 + \alpha_2, \quad \mathbb{P}_{3H_i}^1 = [0, 0, -1, 1] = \mu_5 - \alpha_1 - \alpha_2 - \alpha_3. \quad (4.10)$$

In fact, in all three cases the complete weight assignments of the $\mathbf{5}$ representation are exactly as in (3.16).

What distinguishes the three $\mathbf{5}$ curves is the intersection pattern of the respective fibres with the section S and thus the $U(1)_{PQ}$ charges. An explicit analysis of the defining polynomials of all the \mathbb{P}^1 s reveals

$$\mathbb{P}_{3G_1}^1 \cap S = 2, \quad \mathbb{P}_{3H_1}^1 \cap S = 0, \quad (4.11)$$

$$\mathbb{P}_{3G_2}^1 \cap S = 0, \quad \mathbb{P}_{3H_2}^1 \cap S = 2, \quad (4.12)$$

$$\mathbb{P}_{3G_3}^1 \cap S = 1, \quad \mathbb{P}_{3H_3}^1 \cap S = 1. \quad (4.13)$$

The logic behind these computations is identical to the $\mathbf{10}$ -curves: Concerning $\mathbb{P}_{3G_1}^1$, one can solve the quadratic polynomial $Y_1|_{e_3=0}$ for t and confirm that for both solutions in t the polynomial G_1 vanishes identically if we take into account all further polynomials entering the section S and $\mathbb{P}_{3G_1}^1$. By contrast for $\mathbb{P}_{3H_1}^1$ no such simplifications occur and thus the intersection number vanishes. On the other hand, for $\mathbb{P}_{3G_3}^1$ it is simpler to solve G_3 for x and combine this with $x = t^2$ into an equation for t , again with two solutions. Crucially, only one of these solves $Y_1 = 0$, leading to $\mathbb{P}_{3G_3}^1 \cap S = 1 = \mathbb{P}_{3H_3}^1 \cap S$.

Singlet curves

The singlet curves in the $U(1)_{PQ}$ model are particularly interesting and exhibit additional structure. In fact we encounter 3 types of singlets and to see how these types are classified it is worth discussing in more detail the loci on which singlets are expected to localise. Consider the section

$$X = Y_1 = 0. \quad (4.14)$$

Because Y_1 is a quadratic polynomial this defines two points on the torus which are the two roots of $Y_1 = 0$,

$$t = \frac{e_0 z}{2c_2} \left(-\alpha\delta \pm \sqrt{-4\alpha\beta c_2 + \alpha^2\delta^2} \right). \quad (4.15)$$

The first type of singlets are the usual ones as in the $U(1)_X$ case. These correspond to loci where a single root of Y_1 coincides with a single root of Y_2 . Recall that prior to resolution, the Tate model is singular along the curve $X = Q = Y_1 = Y_2 = 0$, and these singlets localise on

the locus $C_{\mathbf{1}(1)}$ corresponding to the *generic* solution of these four polynomials. As will become clear momentarily, this is the locus away from $(x, t) = (0, 0)$,

$$C_{\mathbf{1}(1)} : X = 0 \quad \cap \quad Q = 0 \quad \cap \quad Y_1 = 0 \quad \cap \quad Y_2 = 0, \quad (x, t) \neq (0, 0). \quad (4.16)$$

After resolution the section S wraps the resolution $\mathbb{P}_{SU(2)}^1$ in the fibre over $C_{\mathbf{1}(1)}$ and by the same arguments as in the $U(1)_X$ model the intersection number is

$$C_{\mathbf{1}(1)} : \quad \mathbb{P}_{SU(2)}^1 \cap S = -1. \quad (4.17)$$

This leads to singlets with charge ± 5 which localise on *generic* solutions to (4.16).

The second type of singlets are again charged ones that localise on special sub-loci of the curve (4.16) where additionally two roots in the Y_1 and two roots in the Y_2 factors degenerate so that in total four roots degenerate. The loci where this occurs are

$$C_{\mathbf{1}(2)} : x = 0 \quad \cap \quad t = 0 \quad \cap \quad \beta = 0 \quad \cap \quad \delta = 0, \quad (4.18)$$

$$C_{\mathbf{1}(3)} : x = 0 \quad \cap \quad t = 0 \quad \cap \quad \gamma = 0 \quad \cap \quad \alpha = 0. \quad (4.19)$$

As discussed in section 2, because these loci are at $x = 0$ we should check that the expected $SU(2)$ singularity is present also in the coordinates $\{x, y\}$, which indeed can be confirmed. Already from the previous discussion we can guess the charges of these states: Because charge ± 5 singlets are localised where one root from Y_1 coincides with one root from Y_2 , here we expect states of the double charge, i.e. with $q = \pm 10$. Due to the different form of the binomial singularity on this locus, and potential subtleties on the locus $x = 0$, we will not perform the resolution on these special loci in the current approach. Instead we will explicitly show how to recover the doubly charged singlets associated to $C_{\mathbf{1}(2)}$ in a different formalism in section 5.¹⁰

The curve (4.16) also has other special solutions analogous to (4.18)-(4.19) but where only three roots, rather than four, degenerate. For example the loci $x = t = \alpha = \beta = 0$ and $x = t = \gamma = \beta = 0$. However it can be checked that the manifold is not singular on these loci by directly analysing the Tate polynomial (2.2) in the coordinates $\{x, y\}$. More precisely the singular loci are on the locus $a_{6,5} = a_{4,3} = a_{3,2} = 0$ where

$$\begin{aligned} a_{6,5} &= \alpha\beta^2\gamma, \\ a_{4,3} &= \alpha\beta d_2 + \beta c_2\gamma - \alpha\delta^2\gamma, \\ a_{3,2} &= \alpha\beta d_3 + \alpha d_2\delta - c_2\delta\gamma. \end{aligned} \quad (4.20)$$

The third type of singlets are associated to loci where a degeneration of roots inside the same factor Y_1 occurs. We expect completely neutral singlets to localise there but since the manifold is non-singular on this locus this is harder to show explicitly. Note that the locus where the roots degenerate $4\beta c_2 = \alpha\delta^2$ can be written as

$$4c_0c_2 = c_1^2. \quad (4.21)$$

The projection of this curve to the GUT brane $w = 0$ was indeed identified in [14] as the expected projection of the neutral singlets from the group theory.

¹⁰The arguments just given suggest similar results for $C_{\mathbf{1}(3)}$, but our analysis of section 5 is valid only if $\gamma = 0 \cap \alpha = 0$ is empty so more work is required in cases where this constraint is not met. In practice we can bypass this problem by restricting ourselves to base spaces B such that $\alpha = 0$ and $\gamma = 0$ do not intersect, and this is the approach we are going to take from now on.

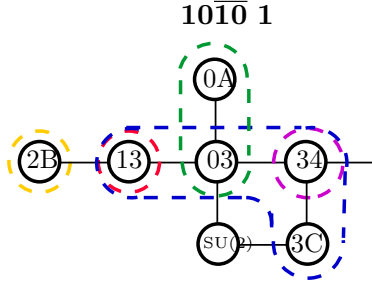


Figure 2: Schematic drawing of the $\mathbf{10}^{(1)} \mathbf{10}^{(2)} \mathbf{1}$ Yukawa coupling in the case of the 3-2 split.

$U(1)_{PQ}$ generator and charges

The generator w_{PQ} of the $U(1)_{PQ}$ symmetry is determined by the same logic as in section 3.2. What differs is first that $\int_{\tilde{Y}_4} S \wedge Z \wedge D_a \wedge D_b = \int_B c_2 \wedge D_a \wedge D_b$ and second that the intersection number with E_3 is now 2, not 1, see (4.4). This fixes w_{PQ} to take the form

$$w_{PQ} = 5(S - Z - \bar{K} - c_2) + 2 \sum_i t_i E_i, \quad \vec{t} = (2, 4, 6, 3), \quad (4.22)$$

again for a convenient choice of overall normalisation.

Consequently we arrive at the following $U(1)_{PQ}$ charges:

$$C_{\mathbf{10}^{(1)}} : q_{\mathbf{10}^{(1)}} = -2, \quad C_{\mathbf{10}^{(2)}} : q_{\mathbf{10}^{(2)}} = 3, \quad (4.23)$$

$$C_{\mathbf{5}^{(1)}} : q_{\mathbf{5}^{(1)}} = -6, \quad C_{\mathbf{5}^{(2)}} : q_{\mathbf{5}^{(2)}} = 4, \quad C_{\mathbf{5}^{(3)}} : q_{\mathbf{5}^{(3)}} = -1, \quad (4.24)$$

$$C_{\mathbf{1}^{(1)}} : q_{\mathbf{1}^{(1)}} = -5. \quad (4.25)$$

The remaining singlets over (4.18) will be discussed in section 5 and have charges (see footnote 10)

$$C_{\mathbf{1}^{(2)}} : q_{\mathbf{1}^{(2)}} = 10. \quad (4.26)$$

Yukawa points

The Yukawa coupling $\mathbf{10}_{-2}^{(1)} \mathbf{10}_{-3}^{(2)} \mathbf{1}_5^{(1)}$ (with the subscripts denoting $U(1)_{PQ}$ charge for clarity) is located at the triple intersection of $C_{\mathbf{10}^{(1)}}$, $C_{\mathbf{10}^{(2)}}$ and the generic locus (4.16). The same splitting as in (3.35) occurs, the only difference being that the section S intersects both \mathbb{P}_{03}^1 and $\mathbb{P}_{3\bar{C}}^1$ once - at least in the current triangulation used. This modifies the intersection pattern of the fibre as given in figure 2.

The locus of the doubly charged singlets $C_{\mathbf{1}^{(2)}}$ intersects two of the $\mathbf{5}$ -matter curves and the charges precisely agree with an associated cubic interaction

$$\mathbf{5}_{-6}^{(1)} \mathbf{5}_{-4}^{(2)} \mathbf{1}_{10}^{(2)}. \quad (4.27)$$

It can be checked, in the framework of section 5, that indeed the fibre exhibits the structure of an $SU(7)$ enhancement at that point.

Implications for group theoretic embedding into E_8

The appearance of the extra charged singlets $\mathbf{1}_{\pm 10}^{(2)}$ is quite surprising from a group theoretic perspective: The common lore in the literature is that global Tate models are based on a *single* E_8 gauge group which is broken to the gauge group $G \subset E_8$ along the divisor $w = 0$. As reviewed in appendix B.2 this breaking can be understood locally in terms of a Higgs bundle [12] with structure group $SU(5)_\perp$, which in the present case would factorise into $SU(3)_\perp \times SU(2)_\perp \times U(1)_{PQ}$. However, the decomposition of **248** of a single E_8 into irreducible representations of $SU(5) \times SU(3)_\perp \times SU(2)_\perp \times U(1)_{PQ}$ only gives rise to a single type of charged singlets $\mathbf{1}_{\pm 5}$. The appearance of two types of charged singlets $\mathbf{1}_{\pm 5}^{(1)}$ and $\mathbf{1}_{\pm 10}^{(2)}$ in the factorised $U(1)_{PQ}$ Tate model implies that no embedding into a *single* underlying E_8 is possible. This conclusion is also supported by the structure of the Yukawa couplings: A further specialisation of the complex structure moduli of the 4-fold can lead to points of E_8 enhancements on the divisor $w = 0$ where the Yukawa couplings $\mathbf{10}^{(2)}\mathbf{10}^{(2)}\mathbf{5}^{(1)}$, $\mathbf{10}^{(2)}\mathbf{\bar{5}}^{(2)}\mathbf{5}^{(2)}$ and $\mathbf{5}^{(1)}\mathbf{\bar{5}}^{(3)}\mathbf{1}^{(1)}$ come together. This corresponds to the embedding of all these representations into a single E_8 . By contrast, the Yukawa coupling $\mathbf{5}^{(1)}\mathbf{\bar{5}}^{(2)}\mathbf{1}^{(2)}$ can never coincide with this point of E_8 as this would require that $c_2 = \beta = \delta = 0$ on a single point on $w = 0$, but the intersection of $c_2 \cdot \beta \cdot \delta$ must be forbidden as it would lead to a non-Kodaira singularity, see eq. (2.35).

Put differently, if one were to construct a heterotic dual of a $3 - 2$ factorised model with $w = 0$ the base of a K3-fibration, the heterotic dual would have to be singular in such a way as to incorporate the extra charged singlets $\mathbf{1}_{\pm 10}^{(2)}$ in a non-perturbative fashion as these cannot arise from the same perturbative heterotic E_8 factor as the remaining states.

5 Factorised $SU(5) \times U(1)$ models as $\mathbb{P}_{[1,1,2]}$ -fibrations

In this section we provide a rather different, but equivalent description of the factorised Tate models with one extra $U(1)$ -symmetry. Motivated by a study of the landscape of 6-dimensional F-theory compactifications, ref. [11] recently provided the general form of a Weierstraß equation that describes an elliptic fibration with two independent sections over the 2-complex dimensional base space \mathbb{P}^2 . The conclusion of [11] is that such a Weierstraß model can be written as

$$Y^2 = X^3 + (C_1 C_2 - B^2 C_0 - \frac{1}{3} C_2^2) X Z^4 + (C_0 C_3^2 - \frac{1}{3} C_1 C_2 C_3 + \frac{2}{27} C_2^3 - \frac{2}{3} B^2 C_0 C_2 + \frac{1}{4} B^2 C_1^2) Z^6. \quad (5.1)$$

Here the fibre coordinates X, Y, Z are homogeneous coordinates on $\mathbb{P}_{[2,3,1]}$ and B and C_i denote some generic sections of some line bundles over the base, which in the case of [11] was taken to be \mathbb{P}^2 . Indeed, for a Weierstraß model of the form (5.1) one finds that

$$[X, Y, Z] = [C_3^2 - \frac{2}{3} B^2 C_2, -C_3^3 + B^2 C_2 C_3 - \frac{1}{2} B^4 C_1, B] \quad (5.2)$$

solves the Weierstraß equation and therefore represents an additional section besides the universal zero section $Z = 0$.

For the same reasons as in the factorised Tate models the restriction (5.1) of the Weierstraß model responsible for this extra section renders the model singular in codimension 2. In [11] these singularities are resolved by translating the $\mathbb{P}_{[2,3,1]}$ -fibration into a $\mathbb{P}_{[1,1,2]}$ fibration with

homogeneous coordinates w, v, u and then blowing up the point $w = u = 0$ in the fibre. This introduces a blow-up divisor with coordinate s . The resolved space then takes the form of a $\text{Bl}_{[0,1,0]}\mathbb{P}_{[1,1,2]}$ -fibration

$$B v^2 w + s w^2 = C_3 v^3 u + C_2 s v^2 u^2 + C_1 s^2 v u^3 + C_0 s^3 u^4, \quad (5.3)$$

with w, v, u and s the homogeneous coordinates of $\text{Bl}_{[0,1,0]}\mathbb{P}_{[1,1,2]}$. Indeed this blow-up procedure for the fibre over the $SU(2)$ singular curve and the resulting transition to a $\text{Bl}_{[0,1,0]}\mathbb{P}_{[1,1,2]}$ fibration had also been applied in the $U(1)$ restricted Tate model [11], which is a special case of the model (5.3). See furthermore [27, 35] for the relevance of different fibration-types in F-theory compactifications.

Since the results of [11] apply to any fibration with two independent sections, it must be possible to bring the factorised Tate models with just one $U(1)$ symmetry into the form (5.1). More precisely, the $SU(5) \times U(1)_X$ and the $SU(5) \times U(1)_{PQ}$ models of sections 3 and 4 should arise as further specialisations of (5.1) such as to account for the non-Abelian gauge symmetry along $w = 0$.

In the case of the $4-1$ factorisation, it is indeed straightforward to provide the identification with (5.1). For C_1, C_2, C_3 and B we only have to consider the definition of the section that we gave in section 2.3.1 and match it with (5.2). To obtain also C_0 , we use (5.1). The result of the identification is

$$\begin{aligned} B &= c_1, \\ C_0 &= \frac{1}{4} w^2 (d_3^2 + 4 w \alpha), \\ C_1 &= \frac{1}{2} w (-c_1 d_3 d_4 + 2 w d_2), \\ C_2 &= \frac{1}{4} (c_1^2 d_4^2 + 4 w c_0 d_4 - 2 w c_1 d_3), \\ C_3 &= w c_0 + \frac{1}{2} c_1^2 d_4. \end{aligned} \quad (5.4)$$

Along the same lines one can also match the coefficients of the $3-2$ factorisation. The only difference to the above case is that special care is required in identifying the section because in 2.3.2 the section is given in terms of the (torus) sum of two points. Taking this into account one finds

$$\begin{aligned} B &= \delta, \\ C_0 &= \frac{1}{4} w^2 (d_3^2 \alpha^2 + 4 w \alpha \gamma), \\ C_1 &= \frac{1}{2} w (c_2 d_3^2 \alpha + 2 w (d_2 \alpha + c_2 \gamma)), \\ C_2 &= \frac{1}{4} (c_2^2 d_3^2 + 4 w c_2 d_2 - 2 w d_3 \alpha \delta), \\ C_3 &= w \beta - \frac{1}{2} c_2 d_3 \delta. \end{aligned} \quad (5.5)$$

Indeed in both cases the base polynomials B, C_i are of a non-generic form. In particular the powers of w are responsible for the $SU(5)$ singularity along $w = 0$.

5.1 The $SU(5)$ resolution as a complete intersection

The hypersurface equation (5.3) with the coefficients (5.4) or (5.5) still exhibits an $SU(5)$ -singularity at $w = 0$. To resolve this singularity we find it more convenient to rewrite (5.3) in a form where all monomials in the homogeneous coordinates of $\text{Bl}_{[0,1,0]}\mathbb{P}_{[1,1,2]}$ with bi-degree $(4,3)$ show up. Equation (5.3) then becomes

$$\begin{aligned} B_2 V^2 W + s W^2 + B_1 s W V U + B_0 s^2 W U^2 = C_3 V^3 U + \\ + C_2 s V^2 U^2 + C_1 s^2 V U^3 + C_0 s^3 U^4, \end{aligned} \quad (5.6)$$

where the coefficients for the $4 - 1$ factorisation are given by

$$\begin{aligned} B_0 &= -w d_3 = w B_{0,1}, \\ B_1 &= c_1 d_4 = B_{1,0}, \\ B_2 &= c_1 = B_{2,0}, \\ C_0 &= w^3 \alpha = w^3 C_{0,3}, \\ C_1 &= w^2 d_2 = w^2 C_{1,2}, \\ C_2 &= w c_0 d_4 = w C_{2,1}, \\ C_3 &= w c_0 = w C_{3,1} \end{aligned} \quad (5.7)$$

and for the $3 - 2$ factorisation by

$$\begin{aligned} B_0 &= -w d_3 \alpha = w B_{0,1}, \\ B_1 &= -c_2 d_3 = B_{1,0}, \\ B_2 &= \delta = B_{2,0}, \\ C_0 &= w^3 \alpha \gamma = w^3 C_{0,3}, \\ C_1 &= w^2 (d_2 \alpha + c_2 \gamma) = w^2 C_{1,2}, \\ C_2 &= w c_2 d_2 = w C_{2,1}, \\ C_3 &= w \beta = w C_{3,1}. \end{aligned} \quad (5.8)$$

To get back to (5.3), one just has to complete the square on the left-hand side of (5.6) and do a coordinate redefinition.

The fibration (5.6) lends itself to a toric resolution of the singularity. From the classification of tops [36] one finds that for generic $B_{i,j}$ and $C_{i,j}$ there would be only an $SU(4)$ singularity at $W = V = w = 0$. We start with the resolution of this $SU(4)$ singularity which is in both cases, (5.7) and (5.8), the same. Using an approach similar to [6], which is actually equivalent to the top constructions of [36], we find the ambient five-fold X_5 of table 5.1 and the proper transform of the hypersurface equation taking the form

$$\begin{aligned} e_2 e_3 B_{2,0} V^2 W + e_1 e_2 s W^2 + B_{1,0} s W V U + e_1 e_0 B_{0,1} s^2 W U^2 = e_2 e_3^2 e_0 C_{3,1} V^3 U + \\ + e_3 e_0 C_{2,1} s V^2 U^2 + e_1 e_3 e_0^2 C_{1,2} s^2 V U^3 + e_1^2 e_3 e_0^3 C_{0,3} s^3 U^4. \end{aligned} \quad (5.9)$$

	V	W	U	s	e_1	e_2	e_3	e_0	P_T
$[w]$	\cdot	\cdot	\cdot	\cdot	\cdot	\cdot	\cdot	1	\cdot
\bar{K}	1	2	\cdot	\cdot	\cdot	\cdot	\cdot	\cdot	4
$[B]$	\cdot	\cdot	\cdot	1	\cdot	\cdot	\cdot	\cdot	1
$[U]$	1	2	1	\cdot	\cdot	\cdot	\cdot	\cdot	4
$[s]$	1	1	\cdot	1	\cdot	\cdot	\cdot	\cdot	3
E_1	\cdot	-1	\cdot	\cdot	1	\cdot	\cdot	-1	-1
E_2	-1	-2	\cdot	\cdot	\cdot	1	\cdot	-1	-3
E_3	-1	-1	\cdot	\cdot	\cdot	\cdot	1	-1	-2
	1	0	-1	-1	0	1	1	0	
	-1	1	-1	0	1	1	0	0	
	$\underline{0}$	$\underline{0}$	$\underline{0}$	$\underline{0}$	\underline{v}	\underline{v}	\underline{v}	\underline{v}	

Table 5.1: Divisor classes and coordinates of the ambient space with V, W, U, s the coordinates of the “fibre ambient space” of the Calabi-Yau four-fold. Note that the base classes W, B and $\bar{K} = c_1(B)$ are included. The bottom of the table is only relevant if the entire 4-fold including the base is torically embedded. It lists a choice for the vectors corresponding to the one-cones of the toric fan.

This resolution allows for different Stanley-Reisner ideals. For brevity we use the following Stanley-Reisner ideal in the sequel,

$$\{V s, V e_1, W U, W e_0, W e_3, U e_2, s e_2, e_0 e_2, U e_3, s e_0, s e_3\}. \quad (5.10)$$

Note that (5.9) (with generic coefficients) describes only one out of several tops realising an $SU(4)$ singularity over $w = 0$ in a $\text{Bl}_{[0,1,0]}\mathbb{P}_{[1,1,2]}$ -fibration. In [37] we will discuss the remaining options and provide a more detailed description of the resolution procedure.

Due to the non-genericity of the coefficients, equation (5.9) is still singular. This follows from the fact that it factorises, concretely for the $4 - 1$ model as

$$e_1 s Q = V P_1 P_2 \quad (5.11)$$

with

$$\begin{aligned} Q &= -e_2 W^2 + e_0 d_3 s W U^2 + e_3 e_0^2 d_2 s V U^3 + e_1 e_3 e_0^3 \alpha s^2 U^4, \\ P_1 &= e_2 e_3 V + d_4 s U, \\ P_2 &= c_1 W - e_3 e_0 c_0 V U \end{aligned} \quad (5.12)$$

and for the $3 - 2$ model as

$$e_2 Q = s U P_1 P_2 \quad (5.13)$$

with

$$\begin{aligned} Q &= e_1 s W^2 - e_3^2 e_0 \beta V^3 U + e_3 \delta V^2 W, \\ P_1 &= e_3 e_0 d_2 U V + d_3 W + e_1 e_3 e_0^2 \gamma s U^2, \\ P_2 &= c_2 V + e_1 e_0 \alpha s U. \end{aligned} \quad (5.14)$$

From (5.11) and (5.13) and the Stanley-Reisner ideal one easily observes that the exceptional divisors $E_1 = \{e_1 = 0\}$ and $E_2 = \{e_2 = 0\}$, respectively, split into two on the hypersurface. Since the two parts of the factorised divisor intersect each other, we obtain the \mathbb{P}^1 -structure of an $SU(5)$ -singularity.

Due to the Stanley-Reisner ideal (5.10) only e_1 , Q , P_1 and P_2 , for the $4 - 1$ model, and e_2 , Q , P_1 and P_2 , for the $3 - 2$ model, have a common locus. Therefore, the last resolution step is in both cases a small resolution given, respectively, by

$$\lambda_1 e_1 s = \lambda_2 P_2, \quad \lambda_2 Q = \lambda_1 V P_1 \quad (5.15)$$

and

$$\lambda_1 e_2 = \lambda_2 s P_2, \quad \lambda_2 Q = \lambda_1 U P_1, \quad (5.16)$$

with λ_1 and λ_2 the homogeneous coordinates of some appropriate line bundle over the blown-up ambient space X_5 . Therefore, we obtain in both cases an ambient six-fold, X_6 and X_6 , in which the four-fold is described as a complete intersection.

Inspection of the gradient to the hypersurface shows that the only possible remaining singularities in this procedure are at the intersection of $\gamma = \alpha = 0$. There are two ways to nonetheless achieve a well-defined fourfold: Either one restricts oneself to fibrations over base spaces B_3 where the intersection structure excludes this locus. Alternatively one can further restrict the fibration such that γ or α are constant, i.e. transform as sections of the trivial bundle. Indeed, in the appendix of [37] we show that exploiting the freedom in the definition of the base sections $\alpha, \beta, \gamma, \delta, d_2, d_3$ one can set α constant while maintaining two **10**-curves. This procedure leads to a well-defined complete intersection provided the remaining base sections β, \dots, d_3 can be chosen as sections of positive line bundles on B_3 . As shown in [37] this condition is fulfilled e.g. for $B_3 = \mathbb{P}^3$ [37], thereby providing a well-defined elliptic fibration defined as a complete intersection with $SU(5)$ gauge group and two **10**-curves.

We can now examine the \mathbb{P}^1 -structure in the resolved geometry. We start in co-dimension one with $w = 0$. Here, as we mentioned already, the only difference to the ‘standard’ $SU(5)$ case is that two of the \mathbb{P}^1 ’s in the fibre come from the splitting of one of the \mathbb{P}^1 ’s of the $SU(4)$ resolution. The fibration of these \mathbb{P}^1 ’s over $w = 0$ give rise to a set of divisors E_i intersecting like the Cartan of $SU(5)$ if we adopt the respective labellings

$$\begin{aligned} E_0 &= [e_0 \cap P_{\text{CI}}], & E_0 &= [e_0 \cap P_{\text{CI}}], \\ E_1 &= [e_1 \cap P_1 \cap \lambda_2], & E_1 &= [e_1 \cap P_{\text{CI}}], \\ E_2 &= [e_1 \cap P_2 \cap \lambda_2 Q - \lambda_1 P_1], & \text{and} & E_2 = [e_2 \cap P_1 \cap \lambda_2], \\ E_3 &= [e_2 \cap P_{\text{CI}}], & E_3 &= [e_2 \cap P_2 \cap \lambda_2 Q - \lambda_1 P_1], \\ E_4 &= [e_3 \cap P_{\text{CI}}], & E_4 &= [e_3 \cap P_{\text{CI}}], \end{aligned} \quad (5.17)$$

where P_{CI} and P_{CI} refer to the complete intersection (5.15) and (5.16), respectively.

5.2 The singlet curves in the resolved $\mathbb{P}_{[1,1,2]}$ -fibration

It is straightforward to re-analyse the structure of the fibres over the matter curves and the Yukawa interaction points starting from the resolved 4-folds (5.15) and (5.16). We do not spell

out the details of this analysis here, but merely note that the findings of sections 3 and 4 are indeed confirmed except for slight details in the structure of the Yukawa points.¹¹ Concerning the analysis of the co-dimension three singularities we point out that at the $\bar{\mathbf{5}}_{-2}^{(1)}\mathbf{5}_{-3}^{(2)}\mathbf{1}_5$ point we find a fibre of extended A_6 type.

What we do present now is an analysis of the charged singlet curves, which as discussed in section 4 is subtle in the small resolution approach of the previous sections. Indeed, the structure of $U(1)$ charged singlets in the resolved $\mathbb{P}_{[1,1,2]}$ model (5.6) has been worked out in detail in [11] for a fibration over the base \mathbb{P}^2 . Since the appearance and further resolution of the $SU(5)$ singularity over $w = 0$ is irrelevant for the generic points on the singlet curves, we can adopt this analysis. According to the general logic of [11], it then follows that the singlets of $U(1)$ charge ± 10 localise in the fibre over the curve

$$B = C_3 = 0. \quad (5.18)$$

The charge ± 5 singlets are located at the *generic* intersection of the two loci

$$\begin{aligned} 0 &= -\frac{1}{2} B^4 C_1 + B^2 C_2 C_3 - C_3^3, \\ 0 &= -B^6 C_0 + B^4 C_2^2 - 2 B^2 C_2 C_3^2 + C_3^4 \end{aligned} \quad (5.19)$$

where B and C_3 do not simultaneously vanish.

To read off the charges, we recall that these were given by the intersection of the \mathbb{P}^1 's of the resolved singularity with the divisor

$$w_X = 5(S - Z \dots),$$

where the ellipsis indicates terms irrelevant for the current explanation. In [11] it was now shown that at the locus (5.18) equation (5.3) becomes

$$s D = 0,$$

whereas at (5.19) it factorises as

$$(A - B)(A + B) = 0,$$

where A , B and D are some polynomials. Therefore, the two \mathbb{P}^1 's into which the torus factorises are in the one case

$$\mathbb{P}_s^1 : \quad s = 0 \quad \text{and} \quad \mathbb{P}_D^1 : \quad D = 0$$

and in the other case

$$\mathbb{P}_{A-}^1 : \quad A - B = 0 \quad \text{and} \quad \mathbb{P}_{A+}^1 : \quad A + B = 0.$$

To calculate now the charge for \mathbb{P}_D^1 we observe from figure 3 that it intersects S two times but does not have any overlap with Z , since Z intersects only \mathbb{P}_s^1 . Hence, we obtain $+10$ for $\int_{\mathbb{P}_D^1} w_X$. As was already explained in the discussion of the singlets in sections 3 and 4, the M2-brane wrapping the second \mathbb{P}^1 is just the adjoint state to the M2-brane wrapping the other one. Therefore, \mathbb{P}_s^1 must have charge -10 . From figure 3 it is also clear that $\int_{\mathbb{P}_{A-}^1} w_X = -\int_{\mathbb{P}_{A+}^1} w_X = 5$. Again M2-branes wrapping \mathbb{P}_{A-}^1 and \mathbb{P}_{A+}^1 are adjoint states to each other.

¹¹These, however, change for different triangulations anyway.

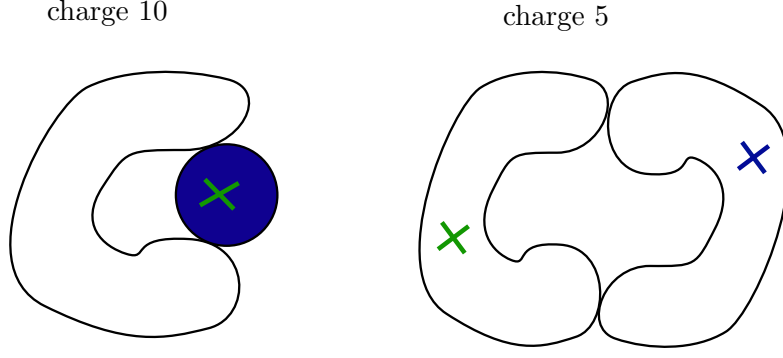


Figure 3: Schematic drawing of the fibre over the charge 10 and 5 singlet curves. The green and blue crosses indicate the intersections with Z and S , respectively. In the case of the charge 10 singlet, S becomes one of the \mathbb{P}^1 's, which we indicate by the blue ball.

In the $4-1$ case, a simultaneous vanishing of c_1 and c_0 is forbidden because this would lead to non-Kodaira singularities as stated after eq. (2.28). Therefore, there are no singlets $\mathbf{1}_{\pm 10}$ but only $\mathbf{1}_{\pm 5}$ states localised on the curve

$$\begin{aligned} 0 &= -\frac{1}{2}w^2(c_1^2(c_1^2 d_2 + c_0 c_1 d_3 + c_0^2 d_4) + 2c_0^3 w), \\ 0 &= w^3(c_0^2(c_1^3 d_3 + c_0^2 w) + c_1^6 \alpha), \end{aligned} \quad (5.20)$$

in agreement with the results of section 3. For the $3-2$ model the situation is different because now we also have charge ± 10 singlets at

$$\delta = \beta = 0, \quad (5.21)$$

besides the charge five singlets at

$$\begin{aligned} 0 &= -\frac{1}{2}w \left(2w^2 \beta^3 + c_2^2 d_3 \delta^2 (d_3 \beta + d_2 \delta) + w \delta (\alpha \delta^2 (d_3 \beta + d_2 \delta) + \right. \\ &\quad \left. + c_2 (\gamma \delta^3 - 3d_3 \beta^2 - 2d_2 \beta \delta)) \right) \\ 0 &= w^2 \left(w^2 \beta^4 + c_2 \delta^2 (d_3 \beta + d_2 \delta) (c_2 d_3 \beta + c_2 d_2 \delta - d_3 \alpha \delta^2) + \right. \\ &\quad \left. - w \delta (\alpha \gamma \delta^5 - d_3 \alpha \beta^2 \delta^2 + 2c_2 \beta^2 (d_3 \beta + d_2 \delta)) \right) \end{aligned} \quad (5.22)$$

and $\delta \neq 0$ or $\beta \neq 0$.

Note again that we are explicitly excluding the locus $\alpha = \gamma = 0$, where potential singularities may remain—see the discussion after (5.16) and [37].

6 Summary

In this article we have studied 4-dimensional F-theory compactifications with $U(1)$ symmetries in addition to a non-Abelian gauge group G , taken to be $SU(5)$ for definiteness. We developed a systematic approach to construct such models as factorised Tate models with multiple sections.

We have provided the form of the factorised Tate models for a wide range of possible $U(1)$ symmetries and exemplified the resolution of the associated singular fibrations for the two cases with a single $U(1)$ - called $SU(5) \times U(1)_X$ and $SU(5) \times U(1)_{PQ}$. These can be treated either patchwise by a small resolution procedure or in terms of the resolution of a $\mathbb{P}_{[1,1,2]}$ fibration of the type introduced, without further non-Abelian gauge symmetry, in [11]. Our resolution of the $SU(5)$ singularities of the $\mathbb{P}_{[1,1,2]}$ fibration has been achieved by supplementing a toric blow-up procedure by a small resolution. This leads to a well-defined four-fold described as a complete intersection in an ambient six-fold. Our results obtained in both approaches concerning the fibre structure agree. In particular the fibrations studied in this work provide the first examples of F-theory $SU(5)$ compactifications with two **10**-curves, which are of current phenomenological interest, e.g. in the context of flavour physics [18].

An explicit construction of the $U(1)$ generators after the resolution and analysis of the intersection with the fibres over the matter curves has allowed us to derive the Abelian charges of all matter states directly from the geometry. As in [4, 5, 6, 7] this also provides us with the associated $U(1)$ flux for chiral model building.

The $SU(5) \times U(1)_X$ model is a generalisation of the $U(1)$ restricted Tate model [4, 5, 6, 7] and all the factorised Tate models flow, in the vicinity of the $SU(5)$ divisor, to the split spectral models [13, 14, 17, 15]. What makes an analysis of Abelian gauge groups within a fully global treatment of the geometry so crucial is the fact that $U(1)$ symmetries are sensitive to geometric details away from the $SU(5)$ divisor. In particular, charged singlets arise from curves extending into the bulk of the compactification space, where local methods fail. As one of the surprises we have encountered, in the global version of the $SU(5) \times U(1)_{PQ}$ model an extra set of charged singlets of charge ± 10 appears, which apparently do not follow from a decomposition of the **248** of a single E_8 gauge group. Since these states couple to the $SU(5)$ matter these novel states can in principle influence the phenomenology of the model. The extension of our methods to a detailed analysis of the models with several Abelian factors as classified in this paper is under way [37].

We hope that the systematic construction of global F-theory GUT models exhibiting additional $U(1)$ symmetries, without restricting the matter spectrum or Yukawa couplings, outlined in this paper will open the way to realising much of the successful phenomenology of local F-theory models in a fully global setting.

Acknowledgements

We thank Max Kerstan for initial collaboration and Harald Skarke for very useful discussions. We also thank Jan Borchmann for providing the details of the A_3 top and Kang-Sin Choi for discussion. CM thanks IPhT CEA Saclay, especially Mariana Graña, for hospitality. Furthermore, we are grateful to David Morrison and Daniel Park for providing us with a draft of their paper. The research of EP is supported by a Marie Curie Intra European Fellowship within the 7th European Community Framework Programme. The work of CM and TW was funded in part by the DFG under Transregio TR 33 "The Dark Universe".

A More factorised Tate models

In this appendix we give the form of (2.14) explicitly for the other possible factorisations. We use here the notation of [17] and in particular denote products $c_i \dots c_j = c_{i \dots j}$.

A.1 2 – 2 – 1 Factorisation

The factorisation of $P_T|_{X=0}$ before the $SU(5)$ resolution is

$$(c_1 t^2 + c_2 t + c_3) (c_4 t^2 + c_5 t + c_6) (c_7 t + c_8) . \quad (\text{A.1})$$

The $a_{i,n}$ are given by

$$\begin{aligned} a_{6,5} &= c_{368} , \\ a_{5,4} &= c_{367} + c_{358} + c_{268} , \\ a_{4,3} &= c_{357} + c_{267} + c_{348} + c_{258} + c_{168} , \\ a_{3,2} &= c_{347} + c_{257} + c_{167} + c_{248} + c_{158} , \\ a_{2,1} &= c_{247} + c_{157} + c_{148} , \\ a_1 &= c_{147} . \end{aligned} \quad (\text{A.2})$$

A solution to the tracelessness constraint was given in [15] and reads

$$\begin{aligned} c_3 &= \alpha \beta \delta_1 , \\ c_2 &= \gamma \delta_1 , \\ c_6 &= \alpha \beta \epsilon \delta_2 , \\ c_5 &= -\delta_2 (\gamma \epsilon + c_7 \beta) , \\ c_8 &= \alpha \epsilon . \end{aligned} \quad (\text{A.3})$$

Unlike the case of a single $U(1)$ there now appears a subtlety in defining this solution because $a_{5,4}$ is a sum of 3 terms but can be set to vanish with only 2 sections. So for example setting $\epsilon = \beta = 0$ solves $a_{5,4} = 0$ without imposing $c_3 = 0$ necessarily, even though the solution (A.3) would constrain it to be so. There are a number of such special cases that occur on the intersection locus of 2 sections. Therefore placing constraints on the intersection numbers in order to avoid non-Kodaira singularities is very complicated, since the solution (A.3) could be adjusted accordingly on these special loci to avoid such a bad singularity. Hence the solution (A.3) is not the most general one. In this paper we will not perform an analysis of the most general solution and the resulting constraints on intersection numbers to avoid non-Kodaira singularities. We will work explicitly with the solution (A.3) and leave the most general analysis for future work.

With this solution, in order to ensure no non-Kodaira singularities, for generic sections we should impose that the following intersections must vanish

$$\alpha \cdot c_7 , \epsilon \cdot c_7 , c_1 \cdot \delta , c_4 \cdot \delta . \quad (\text{A.4})$$

Since the sections are now objects over the whole base we should also consider triple intersections which must vanish

$$c_1 \cdot \alpha \cdot \gamma, c_1 \cdot \beta \cdot \gamma, c_4 \cdot \gamma \cdot \epsilon, c_4 \cdot c_7 \cdot \beta. \quad (\text{A.5})$$

Within the patch $e_1 = e_2 = e_4 = 1$ we have that the Tate polynomial, after the $SU(5)$ resolution, can be written as (2.14) with

$$\begin{aligned} Y_1 &= c_7 t + \alpha e_0 \epsilon z, \\ Y_2 &= c_1 t^2 + \delta_1 e_0 \gamma t z + \alpha \beta \delta_1 e_0^2 z^2, \\ Y_3 &= c_4 t^2 - \beta c_7 \delta_2 e_0 t z - \delta_2 e_0 \epsilon \gamma t z + \alpha \beta \delta_2 e_0^2 \epsilon z^2, \\ X &= t^2 - x, \\ Q &= e_3 x^2 + c_1 c_4 c_7 t^3 z + c_1 c_4 c_7 t x z - \beta c_1 c_7^2 \delta_2 e_0 t^2 z^2 + \alpha c_1 c_4 e_0 \epsilon t^2 z^2 + c_4 c_7 \delta_1 e_0 \gamma t^2 z^2 - c_1 c_7 \delta_2 e_0 \epsilon \gamma t^2 z^2 \\ &\quad - \beta c_1 c_7^2 \delta_2 e_0 x z^2 + \alpha c_1 c_4 e_0 \epsilon x z^2 + c_4 c_7 \delta_1 e_0 \gamma x z^2 - c_1 c_7 \delta_2 e_0 \epsilon \gamma x z^2 + \alpha \beta c_4 c_7 \delta_1 e_0^2 t z^3 - \beta c_7^2 \delta_1 \delta_2 e_0^2 \gamma t z^3 \\ &\quad + \alpha c_4 \delta_1 e_0^2 \epsilon \gamma t z^3 - \alpha c_1 \delta_2 e_0^2 \epsilon^2 \gamma t z^3 - c_7 \delta_1 \delta_2 e_0^2 \epsilon \gamma^2 t z^3 - \alpha \beta^2 c_7^2 \delta_1 \delta_2 e_0^3 z^4 + \alpha^2 \beta c_4 \delta_1 e_0^3 \epsilon z^4 + \alpha^2 \beta c_1 \delta_2 e_0^3 \epsilon^2 z^4 \\ &\quad - \alpha \beta c_7 \delta_1 \delta_2 e_0^3 \epsilon \gamma z^4 - \alpha \delta_1 \delta_2 e_0^3 \epsilon^2 \gamma^2 z^4. \end{aligned} \quad (\text{A.6})$$

In the case of multiple $U(1)$ s the single small resolution (2.30) of course is not sufficient to completely resolve the manifold but a generalisation of it is required. The resolution of this particular type of binomial singularity was studied in detail in [23]. We introduce two new \mathbb{P}^1 s spanned by $\{\lambda_1, \lambda_2\}$ and $\{\sigma_1, \sigma_2\}$, in terms of which the resolved four-fold is given by

$$\tilde{Y}_4 : \{Y_1 \lambda_2 = Q \lambda_1\} \cap \{Y_2 \sigma_2 = X \sigma_1\} \cap \{\lambda_2 \sigma_2 = \lambda_1 \sigma_1 Y_3\}. \quad (\text{A.7})$$

There are 6 different possible resolutions, related by flop transitions, corresponding to permuting $\{Y_1, Y_2, Y_3\}$ in (A.7).

A.2 3 – 1 – 1 Factorisation

In this case we have the factorisation of $P_T|_{X=0}$ as

$$(c_1 t^3 + c_2 t^2 + c_3 t + c_4) (c_5 t + c_6) (c_7 t + c_8). \quad (\text{A.8})$$

The $a_{i,n}$ are given by

$$\begin{aligned} a_{6,5} &= c_{468}, \\ a_{5,4} &= c_{467} + c_{458} + c_{368}, \\ a_{4,3} &= c_{457} + c_{367} + c_{358} + c_{268}, \\ a_{3,2} &= c_{357} + c_{267} + c_{258} + c_{168}, \\ a_{2,1} &= c_{257} + c_{167} + c_{158}, \\ a_1 &= c_{157}. \end{aligned} \quad (\text{A.9})$$

A possible solution to the tracelessness constraint was given in [15] and reads

$$\begin{aligned}
c_6 &= \alpha\beta, \\
c_8 &= \alpha\gamma, \\
c_4 &= \alpha\beta\gamma\delta, \\
c_3 &= -\delta(c_5\gamma + \beta c_7).
\end{aligned} \tag{A.10}$$

With this solution, in order to ensure no non-Kodaira singularities, for generic sections we should impose that the following intersections must vanish

$$c_5 \cdot \alpha, c_7 \cdot \alpha, c_5 \cdot \beta, c_7 \cdot \gamma, c_1 \cdot c_2 \cdot \delta. \tag{A.11}$$

Note that again, as discussed in section A.1, the solution (A.10) is not the most general one.

Within the patch $e_1 = e_2 = e_4 = 1$ we have that the Tate polynomial can be written as (2.14) with

$$\begin{aligned}
Y_1 &= c_5 t + \alpha\beta e_0 z, \\
Y_2 &= c_7 t + \alpha e_0 \gamma z, \\
Y_3 &= c_1 t^3 + c_2 e_0 t^2 z - \beta c_7 \delta e_0^2 t z^2 - c_5 \delta e_0^2 \gamma t z^2 + \alpha\beta \delta e_0^3 \gamma z^3, \\
X &= t^2 - x, \\
Q &= e_3 x^2 + c_1 c_5 c_7 t^3 z + c_1 c_5 c_7 t x z + \alpha\beta c_1 c_7 e_0 t^2 z^2 + c_2 c_5 c_7 e_0 t^2 z^2 + \alpha c_1 c_5 e_0 \gamma t^2 z^2 + \alpha\beta c_1 c_7 e_0 x z^2 \\
&\quad + c_2 c_5 c_7 e_0 x z^2 + \alpha c_1 c_5 e_0 \gamma x z^2 + \alpha\beta c_2 c_7 e_0^2 t z^3 - \beta c_5 c_7^2 \delta e_0^2 t z^3 + \alpha^2 \beta c_1 e_0^2 \gamma t z^3 + \alpha c_2 c_5 e_0^2 \gamma t z^3 \\
&\quad - c_5^2 c_7 \delta e_0^2 \gamma t z^3 - \alpha\beta^2 c_7^2 \delta e_0^3 z^4 + \alpha^2 \beta c_2 e_0^3 \gamma z^4 - \alpha\beta c_5 c_7 \delta e_0^3 \gamma z^4 - \alpha c_5^2 \delta e_0^3 \gamma^2 z^4.
\end{aligned} \tag{A.12}$$

A.3 2 - 1 - 1 - 1 Factorisation

The factorisation is

$$(c_1 t^2 + c_2 t + c_3)(c_4 t + c_7)(c_5 t + c_8)(c_6 t + c_9). \tag{A.13}$$

The $a_{i,n}$ are given by

$$\begin{aligned}
a_{6,5} &= c_{3789}, \\
a_{5,4} &= c_{2789} + c_{3678} + c_{3579} + c_{3489}, \\
a_{4,3} &= c_{1789} + c_{2678} + c_{2579} + c_{2489} + c_{3567} + c_{3468} + c_{3459}, \\
a_{3,2} &= c_{3456} + c_{1678} + c_{1579} + c_{1489} + c_{2567} + c_{2468} + c_{2459}, \\
a_{2,1} &= c_{2456} + c_{1567} + c_{1468} + c_{1459}, \\
a_1 &= c_{1456}.
\end{aligned} \tag{A.14}$$

A solution to the tracelessness constraint is

$$\begin{aligned}
c_7 &= \delta\alpha_1 , \\
c_8 &= \delta\alpha_2 , \\
c_9 &= \delta\alpha_3 , \\
c_3 &= \delta\epsilon\alpha_1\alpha_2\alpha_3 , \\
c_2 &= -\epsilon (c_6\alpha_1\alpha_2 + c_5\alpha_1\alpha_3 + c_4\alpha_2\alpha_3) .
\end{aligned} \tag{A.15}$$

The intersections which must vanish are

$$\begin{aligned}
&c_4 \cdot \delta , c_5 \cdot \delta , c_6 \cdot \delta , c_4 \cdot \alpha_1 , c_5 \cdot \alpha_2 , c_6 \cdot \alpha_3 , c_1 \cdot \epsilon , \\
&c_1 \cdot \alpha_1 \cdot \alpha_2 , c_1 \cdot \alpha_1 \cdot \alpha_3 , c_1 \cdot \alpha_2 \cdot \alpha_3 , \\
&c_1 \cdot c_6 \cdot \alpha_3 , c_1 \cdot c_5 \cdot \alpha_2 , c_1 \cdot c_4 \cdot \alpha_1 .
\end{aligned} \tag{A.16}$$

Within the patch $e_1 = e_2 = e_4 = 1$ we have that the Tate polynomial can be written as (2.14) with

$$\begin{aligned}
Y_1 &= c_4 t + \alpha_1 \delta e_0 z , \\
Y_2 &= c_5 t + \alpha_2 \delta e_0 z , \\
Y_3 &= c_6 t + \alpha_3 \delta e_0 z , \\
Y_4 &= c_1 t^2 - \alpha_2 \alpha_3 c_4 e_0 \epsilon t z - \alpha_1 \alpha_3 c_5 e_0 \epsilon t z - \alpha_1 \alpha_2 c_6 e_0 \epsilon t z + \alpha_1 \alpha_2 \alpha_3 \delta e_0^2 \epsilon z^2 , \\
X &= t^2 - x , \\
Q &= e_3 x^2 + c_1 c_4 c_5 c_6 t^3 z + c_1 c_4 c_5 c_6 t x z + \alpha_3 c_1 c_4 c_5 \delta e_0 t^2 z^2 + \alpha_2 c_1 c_4 c_6 \delta e_0 t^2 z^2 + \alpha_1 c_1 c_5 c_6 \delta e_0 t^2 z^2 \\
&\quad - \alpha_2 \alpha_3 c_4^2 c_5 c_6 e_0 \epsilon t^2 z^2 - \alpha_1 \alpha_3 c_4 c_5^2 c_6 e_0 \epsilon t^2 z^2 - \alpha_1 \alpha_2 c_4 c_5 c_6^2 e_0 \epsilon t^2 z^2 + \alpha_3 c_1 c_4 c_5 \delta e_0 x z^2 + \alpha_2 c_1 c_4 c_6 \delta e_0 x z^2 \\
&\quad + \alpha_1 c_1 c_5 c_6 \delta e_0 x z^2 - \alpha_2 \alpha_3 c_4^2 c_5 c_6 e_0 \epsilon x z^2 - \alpha_1 \alpha_3 c_4 c_5^2 c_6 e_0 \epsilon x z^2 - \alpha_1 \alpha_2 c_4 c_5 c_6^2 e_0 \epsilon x z^2 + \alpha_2 \alpha_3 c_1 c_4 \delta^2 e_0^2 t z^3 \\
&\quad + \alpha_1 \alpha_3 c_1 c_5 \delta^2 e_0^2 t z^3 + \alpha_1 \alpha_2 c_1 c_6 \delta^2 e_0^2 t z^3 - \alpha_2 \alpha_3^2 c_4^2 c_5 \delta e_0^2 \epsilon t z^3 - \alpha_1 \alpha_3^2 c_4 c_5^2 \delta e_0^2 \epsilon t z^3 - \alpha_2^2 \alpha_3 c_4^2 c_6 \delta e_0^2 \epsilon t z^3 \\
&\quad - 2\alpha_1 \alpha_2 \alpha_3 c_4 c_5 c_6 \delta e_0^2 \epsilon t z^3 - \alpha_1^2 \alpha_3 c_5^2 c_6 \delta e_0^2 \epsilon t z^3 - \alpha_1 \alpha_2^2 c_4 c_6^2 \delta e_0^2 \epsilon t z^3 - \alpha_1^2 \alpha_2 c_5 c_6^2 \delta e_0^2 \epsilon t z^3 \\
&\quad + \alpha_1 \alpha_2 \alpha_3 c_1 \delta^3 e_0^3 z^4 - \alpha_2^2 \alpha_3^2 c_4^2 \delta^2 e_0^3 \epsilon z^4 - \alpha_1 \alpha_2 \alpha_3^2 c_4 c_5 \delta^2 e_0^3 \epsilon z^4 - \alpha_1^2 \alpha_3^2 c_5^2 \delta^2 e_0^3 \epsilon z^4 - \\
&\quad \alpha_1 \alpha_2^2 \alpha_3 c_4 c_6 \delta^2 e_0^3 \epsilon z^4 - \alpha_1^2 \alpha_2 \alpha_3 c_5 c_6 \delta^2 e_0^3 \epsilon z^4 - \alpha_1^2 \alpha_2^2 c_6^2 \delta^2 e_0^3 \epsilon z^4 .
\end{aligned} \tag{A.17}$$

A.4 1 - 1 - 1 - 1 - 1 Factorisation

The factorisation is

$$(c_1 t + c_6) (c_2 t + c_7) (c_3 t + c_8) (c_4 t + c_9) (c_5 t + c_{10}) . \tag{A.18}$$

The $a_{i,n}$ are given by

$$\begin{aligned}
a_{6,5} &= c_{10}c_6c_7c_8c_9 , \\
a_{5,4} &= c_{10}c_4c_6c_7c_8 + c_{10}c_3c_6c_7c_9 + c_{10}c_2c_6c_8c_9 + c_1c_{10}c_7c_8c_9 + c_5c_6c_7c_8c_9 , \\
a_{4,3} &= c_{10}c_3c_4c_6c_7 + c_{10}c_2c_4c_6c_8 + c_1c_{10}c_4c_7c_8 + c_4c_5c_6c_7c_8 + c_{10}c_2c_3c_6c_9 \\
&\quad + c_1c_{10}c_3c_7c_9 + c_3c_5c_6c_7c_9 + c_1c_{10}c_2c_8c_9 + c_2c_5c_6c_8c_9 + c_1c_5c_7c_8c_9 , \\
a_{3,2} &= c_{10}c_2c_3c_4c_6 + c_1c_{10}c_3c_4c_7 + c_3c_4c_5c_6c_7 + c_1c_{10}c_2c_4c_8 + c_2c_4c_5c_6c_8 \\
&\quad + c_1c_4c_5c_7c_8 + c_1c_{10}c_2c_3c_9 + c_2c_3c_5c_6c_9 + c_1c_3c_5c_7c_9 + c_1c_2c_5c_8c_9 , \\
a_{2,1} &= c_1c_{10}c_2c_3c_4 + c_2c_3c_4c_5c_6 + c_1c_3c_4c_5c_7 + c_1c_2c_4c_5c_8 + c_1c_2c_3c_5c_9 , \\
a_1 &= c_1c_2c_3c_4c_5 .
\end{aligned} \tag{A.19}$$

A solution to the tracelessness constraint is

$$\begin{aligned}
c_7 &= \delta\alpha_1 , \\
c_8 &= \delta\alpha_2 , \\
c_9 &= \delta\alpha_3 , \\
c_{10} &= \delta\alpha_4 , \\
c_6 &= \delta\alpha_1\alpha_2\alpha_3\alpha_4 , \\
c_1 &= -(c_5\alpha_1\alpha_2\alpha_3 + c_4\alpha_1\alpha_2\alpha_4 + c_3\alpha_1\alpha_3\alpha_4 + c_2\alpha_2\alpha_3\alpha_4) .
\end{aligned} \tag{A.20}$$

There are many intersections which must vanish for this solution to hold generally, most notably $\alpha_i \cdot \alpha_j$. Here, because of the strong constraints on intersection numbers, the discussion in section A.1 regarding the fact that the solution is not the most general one possible becomes even more crucial. We proceed with analysing the solution presented since for the purposes of this paper it serves as a useful illustration of the general procedure, but keep in mind that studying more general solutions to $a_{5,4} = 0$ in this case is of great importance.

Within the patch $e_1 = e_2 = e_4 = 1$ we have that the Tate polynomial can be written as

(2.14) with

$$\begin{aligned}
Y_1 &= c_2 t + \alpha_1 \delta e_0 z, \\
Y_2 &= c_3 t + \alpha_2 \delta e_0 z, \\
Y_3 &= c_4 t + \alpha_3 \delta e_0 z, \\
Y_4 &= c_5 t + \alpha_4 \delta e_0 z, \\
Y_5 &= -\alpha_2 \alpha_3 \alpha_4 c_2 t - \alpha_1 \alpha_3 \alpha_4 c_3 t - \alpha_1 \alpha_2 \alpha_4 c_4 t - \alpha_1 \alpha_2 \alpha_3 c_5 t + \alpha_1 \alpha_2 \alpha_3 \alpha_4 \delta e_0 z, \\
X &= t^2 - x, \\
Q &= e_3 x^2 - \alpha_2 \alpha_3 \alpha_4 c_2^2 c_3 c_4 c_5 t^3 z - \alpha_1 \alpha_3 \alpha_4 c_2 c_3^2 c_4 c_5 t^3 z - \alpha_1 \alpha_2 \alpha_4 c_2 c_3 c_4^2 c_5 t^3 z - \alpha_1 \alpha_2 \alpha_3 c_2 c_3 c_4 c_5^2 t^3 z \\
&\quad - \alpha_2 \alpha_3 \alpha_4 c_2^2 c_3 c_4 c_5 t x z - \alpha_1 \alpha_3 \alpha_4 c_2 c_3^2 c_4 c_5 t x z - \alpha_1 \alpha_2 \alpha_4 c_2 c_3 c_4^2 c_5 t x z - \alpha_1 \alpha_2 \alpha_3 c_2 c_3 c_4 c_5^2 t x z - \\
&\quad \alpha_2 \alpha_3 \alpha_4^2 c_2^2 c_3 c_4 \delta e_0 t^2 z^2 - \alpha_1 \alpha_3 \alpha_4^2 c_2 c_3^2 c_4 \delta e_0 t^2 z^2 - \alpha_1 \alpha_2 \alpha_4^2 c_2 c_3 c_4^2 \delta e_0 t^2 z^2 - \alpha_2 \alpha_3^2 \alpha_4 c_2^2 c_3 c_5 \delta e_0 t^2 z^2 - \\
&\quad \alpha_1 \alpha_3^2 \alpha_4 c_2 c_3^2 c_5 \delta e_0 t^2 z^2 - \alpha_2^2 \alpha_3 \alpha_4 c_2^2 c_4 c_5 \delta e_0 t^2 z^2 - 3 \alpha_1 \alpha_2 \alpha_3 \alpha_4 c_2 c_3 c_4 c_5 \delta e_0 t^2 z^2 - \\
&\quad \alpha_1^2 \alpha_3 \alpha_4 c_2^2 c_3 c_4 c_5 \delta e_0 t^2 z^2 - \alpha_1 \alpha_2^2 \alpha_4 c_2 c_4^2 c_5 \delta e_0 t^2 z^2 - \alpha_1^2 \alpha_2 \alpha_4 c_3 c_4^2 c_5 \delta e_0 t^2 z^2 - \alpha_1 \alpha_2 \alpha_3^2 c_2 c_3 c_5^2 \delta e_0 t^2 z^2 - \\
&\quad \alpha_1 \alpha_2^2 \alpha_3 c_2 c_4 c_5^2 \delta e_0 t^2 z^2 - \alpha_1^2 \alpha_2 \alpha_3 c_3 c_4 c_5^2 \delta e_0 t^2 z^2 - \alpha_2 \alpha_3 \alpha_4^2 c_2^2 c_3 c_4 \delta e_0 x z^2 - \alpha_1 \alpha_3 \alpha_4^2 c_2 c_3^2 c_4 \delta e_0 x z^2 - \\
&\quad \alpha_1 \alpha_2 \alpha_4^2 c_2 c_3 c_4^2 \delta e_0 x z^2 - \alpha_2 \alpha_3^2 \alpha_4 c_2^2 c_3 c_5 \delta e_0 x z^2 - \alpha_1 \alpha_3^2 \alpha_4 c_2 c_3^2 c_5 \delta e_0 x z^2 - \alpha_2^2 \alpha_3 \alpha_4 c_2^2 c_4 c_5 \delta e_0 x z^2 - \\
&\quad 3 \alpha_1 \alpha_2 \alpha_3 \alpha_4 c_2 c_3 c_4 c_5 \delta e_0 x z^2 - \alpha_1^2 \alpha_3 \alpha_4 c_2^2 c_3 c_4 c_5 \delta e_0 x z^2 - \alpha_1 \alpha_2^2 \alpha_4 c_2 c_4^2 c_5 \delta e_0 x z^2 - \alpha_1^2 \alpha_2 \alpha_4 c_3 c_4^2 c_5 \delta e_0 x z^2 - \\
&\quad \alpha_1 \alpha_2 \alpha_3^2 c_2 c_3 c_5^2 \delta e_0 x z^2 - \alpha_1 \alpha_2^2 \alpha_3 c_2 c_4 c_5^2 \delta e_0 x z^2 - \alpha_1^2 \alpha_2 \alpha_3 c_3 c_4 c_5^2 \delta e_0 x z^2 - \alpha_2 \alpha_3^2 \alpha_4^2 c_2^2 c_3 \delta^2 e_0^2 t z^3 - \\
&\quad \alpha_1 \alpha_3^2 \alpha_4^2 c_2 c_3^2 \delta^2 e_0^2 t z^3 - \alpha_2^2 \alpha_3 \alpha_4^2 c_2^2 c_4 \delta^2 e_0^2 t z^3 - 2 \alpha_1 \alpha_2 \alpha_3 \alpha_4^2 c_2 c_3 c_4 \delta^2 e_0^2 t z^3 - \alpha_1^2 \alpha_3 \alpha_4^2 c_3^2 c_4 \delta^2 e_0^2 t z^3 - \\
&\quad \alpha_1 \alpha_2^2 \alpha_4^2 c_2 c_4^2 \delta^2 e_0^2 t z^3 - \alpha_1^2 \alpha_2 \alpha_4^2 c_3 c_4^2 \delta^2 e_0^2 t z^3 - \alpha_2^2 \alpha_3^2 \alpha_4 c_2^2 c_5 \delta^2 e_0^2 t z^3 - 2 \alpha_1 \alpha_2 \alpha_3^2 \alpha_4 c_2 c_3 c_5 \delta^2 e_0^2 t z^3 - \\
&\quad \alpha_1^2 \alpha_2 \alpha_3^2 \alpha_4 c_2^2 c_5 \delta^2 e_0^2 t z^3 - 2 \alpha_1 \alpha_2^2 \alpha_3 \alpha_4 c_2 c_4 c_5 \delta^2 e_0^2 t z^3 - 2 \alpha_1^2 \alpha_2 \alpha_3 \alpha_4 c_3 c_4 c_5 \delta^2 e_0^2 t z^3 - \alpha_2^2 \alpha_2 \alpha_4^2 c_4^2 c_5 \delta^2 e_0^2 t z^3 - \\
&\quad \alpha_1 \alpha_2^2 \alpha_3^2 c_2 c_5^2 \delta^2 e_0^2 t z^3 - \alpha_1^2 \alpha_2 \alpha_3^2 c_3 c_5^2 \delta^2 e_0^2 t z^3 - \alpha_1^2 \alpha_2^2 \alpha_3 c_4 c_5^2 \delta^2 e_0^2 t z^3 - \alpha_2^2 \alpha_3^2 \alpha_4^2 c_2^2 \delta^3 e_0^3 z^4 - \\
&\quad \alpha_1 \alpha_2 \alpha_3^2 \alpha_4^2 c_2 c_3 \delta^3 e_0^3 z^4 - \alpha_1^2 \alpha_3^2 \alpha_4^2 c_3^2 \delta^3 e_0^3 z^4 - \alpha_1 \alpha_2^2 \alpha_3 \alpha_4^2 c_2 c_4 \delta^3 e_0^3 z^4 - \alpha_1^2 \alpha_2 \alpha_3 \alpha_4^2 c_3 c_4 \delta^3 e_0^3 z^4 - \\
&\quad \alpha_1^2 \alpha_2^2 \alpha_4^2 c_4^2 \delta^3 e_0^3 z^4 - \alpha_1 \alpha_2^2 \alpha_3^2 \alpha_4 c_2 c_5 \delta^3 e_0^3 z^4 - \alpha_1^2 \alpha_2 \alpha_3^2 \alpha_4 c_3 c_5 \delta^3 e_0^3 z^4 - \alpha_1^2 \alpha_2^2 \alpha_3 \alpha_4 c_4 c_5 \delta^3 e_0^3 z^4 - \\
&\quad \alpha_1^2 \alpha_2^2 \alpha_3^2 c_5^2 \delta^3 e_0^3 z^4.
\end{aligned} \tag{A.21}$$

B Relation to other approaches to $U(1)$ s

B.1 Relation to the $U(1)$ -restricted Tate model

In [4] a method for constructing elliptic fibrations that support a global $U(1)$ symmetry was proposed. In this appendix we discuss the relation of this method to the results discussed in this paper. The model of [4] corresponds to the $4 - 1$ factorisation but with the added constraint that $c_1 = 1$ [13] so that the **10**-matter curve $C_{10(2)}$ in (3.3) is switched off. It was shown that after an appropriate coordinate transformation

$$x \rightarrow \tilde{x} + (w c_0 z)^2, \quad y \rightarrow \tilde{y} - (w c_0 z)^3, \tag{B.1}$$

the monomial associated to a_6 in (2.2) vanishes. In that case it was argued using Tate's algorithm that after the transformation there is an $SU(2)$ singularity over the curve

$$\tilde{a}_{4,3} = \tilde{a}_{3,2} = 0 . \quad (\text{B.2})$$

This singularity can then be resolved by a blow-up $x \rightarrow xs, y \rightarrow ys$ which accounts for the additional $U(1)$ (see also [6, 7]). The $SU(2)$ singularity was also identified in a different way in [5] by moving to the Sen coordinates in which case the Weierstraß polynomial takes the form

$$Y_- Y_+ - XQ = z^6 a_6 , \quad (\text{B.3})$$

and so in a coordinate basis where $a_6 = 0$ takes the form of a conifold. The singularity locus in the Sen coordinates $Y_+ = Y_- = X = Q = 0$ coincided with locus determined from Tate's algorithm $\tilde{x} = \tilde{y} = \tilde{a}_{4,3} = \tilde{a}_{3,2} = 0$.

It is possible to generalise this approach to understanding the $U(1)$ s to other cases as follows. We consider the special case where the $U(1)$ is associated to a section which can be written in the form $x = A^2$ and $y = -A^3$, with A and B being some holomorphic polynomials. Since we have been discussing sections that satisfy $y^2 = x^3$ the constraint is that the additional holomorphic equation specifying the section can be written in the form $x = A^2$. If this is possible, then the procedure employed in the $U(1)$ -restricted model can be applied generally. The idea is to shift the coordinates by the section $x \rightarrow \tilde{x} + A^2, y \rightarrow \tilde{y} - A^3$ and in the new coordinates it must be that $\tilde{a}_6 = 0$ since at $\tilde{x} = \tilde{y} = 0$ we recover the section that satisfies $P_T = \tilde{a}_6 z^6 = 0$. Once this coordinate choice is made the singularity can be identified using the two methods described above.

Therefore the particular case studied in [4] was applying this procedure to a fibration with a section satisfying the above constraints with $A = c_0 w z$. This section is related to the general section for the $4 - 1$ case which is identified in (2.29) as one of the factors Y_i to be

$$Ac_1 = c_0 w z , \quad (\text{B.4})$$

where we parametrically solved the $y^2 = x^3$ part of the section by setting $t = y/x = -A$. Now we see that A is only holomorphic if we set $c_1 = 1$ and so turning off one of the **10**-matter curves was crucial to the success of the procedure. Generally however A is only meromorphic and diverges on the second **10**-matter curve and where this procedure breaks down. For this more general case the approach described in this paper must be adopted. It is possible to check that if we continue with the $U(1)$ -restricted procedure without worrying about the meromorphicity in c_1 the singularity locus identified using Tate's algorithm (B.2) or using the Sen coordinates (B.3) both match the singularity locus obtained using our procedure (2.29).

B.2 Relation to split spectral cover models

In the local limit the split Tate model flows to the split spectral cover construction. The local limit is well defined before the resolution of the $SU(5)$ singularity and corresponds to taking $w \rightarrow 0$. The local limit of the Tate model (2.11) was studied in [29, 24] where the section (2.5) was termed the Tate divisor. In order to recover the spectral cover the limit must be taken such that also $t \rightarrow 0$ while keeping the ratio finite [29]

$$w \rightarrow 0 , \quad \frac{w}{t} \rightarrow s , \quad (\text{B.5})$$

in the patch $z = 1$. After the proper transform of dividing out by the overall factor of t^5 we recover the Higgs bundle on S_{GUT}

$$b_5 + b_4s + b_3s^2 + b_2s^3 + b_0s^5 = 0 . \quad (\text{B.6})$$

Here we denote

$$a_1|_{w=0} = b_5 , \ a_{2,1}|_{w=0} = b_4 , \ a_{3,2}|_{w=0} = b_3 , \ a_{4,3}|_{w=0} = b_2 , \ a_{6,5}|_{w=0} = b_0 . \quad (\text{B.7})$$

We should think of this in terms of an underlying E_8 symmetry broken according to $E_8 \rightarrow SU(5)_{GUT} \times SU(5)_\perp$ in two equivalent ways. Either through an 8-dimensional gauge theory on the GUT brane with gauge group E_8 that is broken to $SU(5)_{GUT}$ by a spatially varying adjoint Higgs field φ with vev in the $SU(5)_\perp$, the precise map being [12]

$$b_1 = \text{Tr} [\varphi] , \ b_2 = -\frac{1}{2} \text{Tr} [\varphi^2] , \ b_5 = \det [\varphi] . \quad (\text{B.8})$$

The other way is through an A_4 singularity, corresponding to $SU(5)_\perp$, that is fibred over S_{GUT} [1]. A fully deformed A_4 singularity takes the form

$$y^2 = x^2 + \prod_{i=1}^5 (s + t_i) , \quad (\text{B.9})$$

where the t_i are 5 deformation parameters, which are functions on S_{GUT} , that can be explicitly mapped to the Cartan $U(1)$ s inside $SU(5)_\perp$. The proper identification with the b_i is simply the expansion

$$\prod_{i=1}^5 (s + t_i) = \left(\frac{b_5}{b_0} \right) + \left(\frac{b_4}{b_0} \right) s + \left(\frac{b_3}{b_0} \right) s^2 + \left(\frac{b_2}{b_0} \right) s^3 + s^5 . \quad (\text{B.10})$$

This determines the b_i as the elementary symmetric polynomials in the t_i .

The A_4 singularity has a Weyl group action which interchanges the t_i so as to preserve the b_i . Generally the fibration over S_{GUT} can act with this group which in F-theory is termed monodromies [31, 12]. More generally we can think of the Higgs bundle as taking value in various subgroups of $SU(5)_\perp$ that preserve some $U(1)$ symmetries, and in diagonalising the Higgs so that the map (B.8) holds, branch cuts are induced in the form of the t_i as functions on S_{GUT} which map them to each other as we move around the branch [32]. The case where the Higgs preserves the full Cartan of $SU(5)_\perp \supset S[U(1)^5]$ is mapped to the case where there are no monodromies, while maintaining smaller Abelian subgroups corresponds to non-trivial monodromies.

This maps directly to the product structure of (B.10), where we see that under no identification of the t_i , (B.6) factorises into 5 factors. Each factor corresponds to a $U(1)$ with a tracelessness constraint $b_1 = 0$ leaving the 4 Cartan $U(1)$ s as linearly independent. As we identify the t_i (B.6) decomposes into fewer factors implying fewer $U(1)$ s and finally if the fibration uses the full Weyl group there is no splitting at all and no $U(1)$ s.

Exactly this structure is what is termed a split spectral cover, where we simply compactify the surface (B.10) by writing s in terms of homogeneous coordinates $s = U/V$ [12].

The discussion presented is the local understanding of the required splitting structure of (B.6) in order to preserve a $U(1)$. So for example the $4 - 1$ factorisation is such that

$$(c_0s + c_1) (s^4d_0 + s^3d_1 + s^2d_2 + sd_3 + d_4) = b_5 + b_4s + b_3s^2 + b_2s^3 + b_0s^5 , \quad (\text{B.11})$$

where the c_i and d_i are holomorphic functions on S_{GUT} . This fixes the form of the b_i and imposes a tracelessness constraint on the c_i and d_i .

Note that, of course, the local splitting is a weaker constraint on the full b_i than a factorised Tate model which also constrains the w dependence of the b_i . For example, it was shown in [28] that for the case of a Heterotic dual there are constraints on the complex structure moduli of the F-theory CY which manifest in the specific form of the w dependence of the b_i . These higher order terms in the b_i precisely take the form so as to respect the appropriate factorisation structure (2.29) which means they can be written in terms of higher order terms in the c_i and d_i , specifically

$$d_0 = d_0|_{w=0} - Fwc_0, \quad d_1 = d_1|_{w=0} + Fwc_1, \quad (\text{B.12})$$

where F is some arbitrary function.

References

- [1] C. Beasley, J. J. Heckman and C. Vafa, “GUTs and Exceptional Branes in F-theory - I,” JHEP **0901** (2009) 058 [arXiv:0802.3391 [hep-th]].
C. Beasley, J. J. Heckman and C. Vafa, “GUTs and Exceptional Branes in F-theory - II: Experimental Predictions,” JHEP **0901** (2009) 059 [arXiv:0806.0102 [hep-th]].
R. Donagi and M. Wijnholt, “Model Building with F-Theory,” Adv. Theor. Math. Phys. **15**, 1237 (2011) [arXiv:0802.2969 [hep-th]].
R. Donagi and M. Wijnholt, “Breaking GUT Groups in F-Theory,” arXiv:0808.2223 [hep-th].
- [2] C. Vafa, “Evidence for F theory,” Nucl. Phys. B **469** (1996) 403 [hep-th/9602022].
For reviews see e.g.
F. Denef, “Les Houches Lectures on Constructing String Vacua,” arXiv:0803.1194 [hep-th].
T. Weigand, “Lectures on F-theory compactifications and model building,” Class. Quant. Grav. **27** (2010) 214004 [arXiv:1009.3497 [hep-th]].
- [3] D. R. Morrison and C. Vafa, “Compactifications of F theory on Calabi-Yau threefolds. 1,” Nucl. Phys. B **473** (1996) 74 [hep-th/9602114].
D. R. Morrison and C. Vafa, “Compactifications of F theory on Calabi-Yau threefolds. 2,” Nucl. Phys. B **476** (1996) 437 [hep-th/9603161].
- [4] T. W. Grimm and T. Weigand, “On Abelian Gauge Symmetries and Proton Decay in Global F-theory GUTs,” Phys. Rev. D **82** (2010) 086009 [arXiv:1006.0226 [hep-th]].
- [5] A. P. Braun, A. Collinucci and R. Valandro, “G-flux in F-theory and algebraic cycles,” Nucl. Phys. B **856** (2012) 129 [arXiv:1107.5337 [hep-th]].
- [6] S. Krause, C. Mayrhofer and T. Weigand, “ G_4 flux, chiral matter and singularity resolution in F-theory compactifications,” Nucl. Phys. B **858** (2012) 1 [arXiv:1109.3454 [hep-th]].
- [7] T. W. Grimm and H. Hayashi, “F-theory fluxes, Chirality and Chern-Simons theories,” JHEP **1203** (2012) 027 [arXiv:1111.1232 [hep-th]].
- [8] S. Krause, C. Mayrhofer and T. Weigand, “Gauge Fluxes in F-theory and Type IIB Orientifolds,” JHEP **1208** (2012) 119 [arXiv:1202.3138 [hep-th]].
- [9] J. Marsano, H. Clemens, T. Pantev, S. Raby and H. -H. Tseng, “A Global $SU(5)$ F-theory model with Wilson line breaking,” arXiv:1206.6132 [hep-th].
- [10] M. Cvetič, T. W. Grimm and D. Klevers, “Anomaly Cancellation And Abelian Gauge Symmetries In F-theory,” arXiv:1210.6034 [hep-th].
- [11] D. R. Morrison and D. S. Park, “F-Theory and the Mordell-Weil Group of Elliptically-Fibered Calabi-Yau Threefolds,” JHEP **1210**, 128 (2012) [arXiv:1208.2695 [hep-th]].
- [12] R. Donagi and M. Wijnholt, “Higgs Bundles and UV Completion in F-Theory,” arXiv:0904.1218 [hep-th].

- [13] J. Marsano, N. Saulina and S. Schafer-Nameki, “Monodromies, Fluxes, and Compact Three-Generation F-theory GUTs,” JHEP **0908** (2009) 046 [arXiv:0906.4672 [hep-th]].
- [14] J. Marsano, N. Saulina and S. Schafer-Nameki, “Compact F-theory GUTs with U(1) (PQ),” JHEP **1004**, 095 (2010) [arXiv:0912.0272 [hep-th]].
M. J. Dolan, J. Marsano and S. Schafer-Nameki, “Unification and Phenomenology of F-Theory GUTs with U(1)PQ,” JHEP **1112** (2011) 032 [arXiv:1109.4958 [hep-ph]].
- [15] M. J. Dolan, J. Marsano, N. Saulina and S. Schafer-Nameki, “F-theory GUTs with U(1) Symmetries: Generalities and Survey,” Phys. Rev. D **84**, 066008 (2011) [arXiv:1102.0290 [hep-th]].
- [16] E. Palti, “A Note on Hypercharge Flux, Anomalies, and U(1)s in F-theory GUTs,” arXiv:1209.4421 [hep-th].
- [17] E. Dudas and E. Palti, “On hypercharge flux and exotics in F-theory GUTs,” JHEP **1009** (2010) 013 [arXiv:1007.1297 [hep-ph]].
- [18] E. Dudas and E. Palti, “Froggatt-Nielsen models from E(8) in F-theory GUTs,” JHEP **1001** (2010) 127 [arXiv:0912.0853 [hep-th]].
S. F. King, G. K. Leontaris and G. G. Ross, “Family symmetries in F-theory GUTs,” Nucl. Phys. B **838** (2010) 119 [arXiv:1005.1025 [hep-ph]].
C. -M. Chen and Y. -C. Chung, “Flipped SU(5) GUTs from E8 Singularities in F-theory,” JHEP **1103** (2011) 049 [arXiv:1005.5728 [hep-th]].
E. Kuflik and J. Marsano, “Comments on Flipped SU(5) (and F-theory),” JHEP **1103** (2011) 020 [arXiv:1009.2510 [hep-ph]].
G. K. Leontaris and G. G. Ross, “Yukawa couplings and fermion mass structure in F-theory GUTs,” JHEP **1102** (2011) 108 [arXiv:1009.6000 [hep-th]].
C. -M. Chen and Y. -C. Chung, “On F-theory E6 GUTs,” JHEP **1103** (2011) 129 [arXiv:1010.5536 [hep-th]].
J. Marsano, “Hypercharge Flux, Exotics, and Anomaly Cancellation in F-theory GUTs,” Phys. Rev. Lett. **106** (2011) 081601 [arXiv:1011.2212 [hep-th]].
C. Ludeling, H. P. Nilles and C. C. Stephan, “The Potential Fate of Local Model Building,” Phys. Rev. D **83** (2011) 086008 [arXiv:1101.3346 [hep-th]].
K. -S. Choi and B. Kyae, “Weak Mixing Angle and Proton Stability in F-theory GUT,” Nucl. Phys. B **855** (2012) 1 [arXiv:1102.0591 [hep-th]].
J. C. Callaghan, S. F. King, G. K. Leontaris and G. G. Ross, “Towards a Realistic F-theory GUT,” JHEP **1204** (2012) 094 [arXiv:1109.1399 [hep-ph]].
E. Palti, “Wavefunctions and the Point of E_8 in F-theory,” JHEP **1207** (2012) 065 [arXiv:1203.4490 [hep-th]].
I. Antoniadis and G. K. Leontaris, “Building SO(10) models from F-theory,” JHEP **1208** (2012) 001 [arXiv:1205.6930 [hep-th]].
J. C. Callaghan and S. F. King, “E6 Models from F-theory,” arXiv:1210.6913 [hep-ph].

- [19] H. Hayashi, T. Kawano, Y. Tsuchiya and T. Watari, “More on Dimension-4 Proton Decay Problem in F-theory – Spectral Surface, Discriminant Locus and Monodromy,” Nucl. Phys. B **840**, 304 (2010) [arXiv:1004.3870 [hep-th]].
- [20] M. Bershadsky, K. A. Intriligator, S. Kachru, D. R. Morrison, V. Sadov and C. Vafa, “Geometric singularities and enhanced gauge symmetries,” Nucl. Phys. B **481** (1996) 215 [hep-th/9605200].
- [21] S. Katz, D. R. Morrison, S. Schafer-Nameki and J. Sully, “Tate’s algorithm and F-theory,” JHEP **1108** (2011) 094 [arXiv:1106.3854 [hep-th]].
- [22] R. Blumenhagen, T. W. Grimm, B. Jurke and T. Weigand, “Global F-theory GUTs,” Nucl. Phys. B **829** (2010) 325 [arXiv:0908.1784 [hep-th]].
T. W. Grimm, S. Krause and T. Weigand, “F-Theory GUT Vacua on Compact Calabi-Yau Fourfolds,” JHEP **1007** (2010) 037 [arXiv:0912.3524 [hep-th]].
- [23] M. Esole and S. -T. Yau, “Small resolutions of SU(5)-models in F-theory,” arXiv:1107.0733 [hep-th].
- [24] J. Marsano and S. Schafer-Nameki, “Yukawas, G-flux, and Spectral Covers from Resolved Calabi-Yau’s,” JHEP **1111** (2011) 098 [arXiv:1108.1794 [hep-th]].
- [25] C. -M. Chen, J. Knapp, M. Kreuzer and C. Mayrhofer, “Global SO(10) F-theory GUTs,” JHEP **1010** (2010) 057 [arXiv:1005.5735 [hep-th]].
A. Collinucci and R. Savelli, “On Flux Quantization in F-Theory,” JHEP **1202** (2012) 015 [arXiv:1011.6388 [hep-th]].
J. Knapp, M. Kreuzer, C. Mayrhofer and N. -O. Walliser, “Toric Construction of Global F-Theory GUTs,” JHEP **1103** (2011) 138 [arXiv:1101.4908 [hep-th]].
A. Collinucci and R. Savelli, “On Flux Quantization in F-Theory II: Unitary and Symplectic Gauge Groups,” JHEP **1208** (2012) 094 [arXiv:1203.4542 [hep-th]].
M. Kuntzler and S. Schafer-Nameki, “G-flux and Spectral Divisors,” arXiv:1205.5688 [hep-th].
R. Tatar and W. Walters, “GUT theories from Calabi-Yau 4-folds with SO(10) Singularities,” arXiv:1206.5090 [hep-th].
- [26] T. W. Grimm, M. Kerstan, E. Palti and T. Weigand, “Massive Abelian Gauge Symmetries and Fluxes in F-theory,” JHEP **1112** (2011) 004 [arXiv:1107.3842 [hep-th]].
- [27] G. Aldazabal, A. Font, L. E. Ibanez and A. M. Uranga, “New branches of string compactifications and their F theory duals,” Nucl. Phys. B **492** (1997) 119 [hep-th/9607121].
P. Candelas, E. Perevalov and G. Rajesh, “Comments on A, B, C chains of heterotic and type II vacua,” Nucl. Phys. B **502**, 594 (1997) [hep-th/9703148].
P. Berglund, A. Klemm, P. Mayr and S. Theisen, “On type IIB vacua with varying coupling constant,” Nucl. Phys. B **558** (1999) 178 [hep-th/9805189].
- [28] K. -S. Choi and H. Hayashi, “U(n) Spectral Covers from Decomposition,” JHEP **1206** (2012) 009 [arXiv:1203.3812 [hep-th]].

- [29] J. Marsano, N. Saulina and S. Schafer-Nameki, “A Note on G-Fluxes for F-theory Model Building,” JHEP **1011** (2010) 088 [arXiv:1006.0483 [hep-th]].
J. Marsano, N. Saulina and S. Schafer-Nameki, “On G-flux, M5 instantons, and U(1)s in F-theory,” arXiv:1107.1718 [hep-th].
- [30] T. Shioda, “Mordell-Weil lattices and Galois representation. I,” Proc. Japan Acad. **65 A**, 268-271 (1989)
T. Shioda, “On the Mordell-Weil lattices,” Comment. Math. Univ. St. Pauli **39**, 211-240 (1990)
- [31] H. Hayashi, T. Kawano, R. Tatar and T. Watari, “Codimension-3 Singularities and Yukawa Couplings in F-theory,” Nucl. Phys. B **823** (2009) 47 [arXiv:0901.4941 [hep-th]].
- [32] S. Cecotti, C. Cordova, J. J. Heckman and C. Vafa, “T-Branes and Monodromy,” JHEP **1107** (2011) 030 [arXiv:1010.5780 [hep-th]].
- [33] T. W. Grimm, “The N=1 effective action of F-theory compactifications,” Nucl. Phys. B **845** (2011) 48 [arXiv:1008.4133 [hep-th]].
T. W. Grimm, D. Klevers and M. Poretschkin, “Fluxes and Warping for Gauge Couplings in F-theory,” arXiv:1202.0285 [hep-th].
- [34] R. Friedman, J. Morgan and E. Witten, “Vector bundles and F theory,” Commun. Math. Phys. **187** (1997) 679 [hep-th/9701162].
- [35] P. Aluffi and M. Esole, “New Orientifold Weak Coupling Limits in F-theory,” JHEP **1002** (2010) 020 [arXiv:0908.1572 [hep-th]].
M. Esole, J. Fullwood and S. -T. Yau, “ D_5 elliptic fibrations: non-Kodaira fibers and new orientifold limits of F-theory,” arXiv:1110.6177 [hep-th].
- [36] V. Bouchard and H. Skarke, “Affine Kac-Moody algebras, CHL strings and the classification of tops,” Adv. Theor. Math. Phys. **7** (2003) 205 [hep-th/0303218].
- [37] J. Borchmann, C. Mayrhofer, E. Palti and T. Weigand, “SU(5) Tops with Multiple U(1)s in F-theory,” arXiv:1307.2902 [hep-th].