

Anisotropic flow of identified particles in Pb–Pb collisions at $\sqrt{s_{\text{NN}}} = 2.76$ TeV measured with ALICE at the LHC

Francesco Noferini (for the ALICE Collaboration)¹

Museo storico della fisica e centro studi e ricerche “E. Fermi”, Rome (Italy) and INFN, Bologna (Italy)

Abstract

We report on the elliptic and triangular flow measurements for a number of hadrons including charged pions, and (anti-)protons, as well as those with strangeness content: kaons, ϕ -meson, K_s^0 , $\Lambda/\bar{\Lambda}$, Ξ , and Ω . The results reported cover mid-rapidity, $|\eta| < 0.8$, and a wide, $0.2 < p_T < 16$ GeV/c, transverse momentum range for Pb–Pb collisions at $\sqrt{s_{\text{NN}}} = 2.76$ TeV recorded by ALICE at the LHC. The mass splitting and the scaling properties of the elliptic flow with the number of constituent quarks and the particle transverse mass are studied as a function of collision centrality. The results are compared to RHIC measurements and to hydrodynamic model predictions.

1. Introduction

Anisotropic flow [1] is an important observable to probe the nature of matter produced in heavy-ion collisions and in general to study collective effects among produced particles. It is described by the coefficients in the Fourier expansion of the azimuthal particle distribution with respect to the symmetry plane. Anisotropic flow of identified hadrons is sensitive to the partonic degrees of freedom at the early times of the heavy-ion collision evolution [2]. It is sensitive to the properties of the deconfined QCD matter created in a collision and details of the hadronization mechanism. Herein, we report on the elliptic, v_2 , and triangular, v_3 , flow of identified particles measured by the ALICE Collaboration for Pb–Pb collision at $\sqrt{s_{\text{NN}}} = 2.76$ TeV. Results are compared to that at RHIC top energy. The scaling properties of v_2 with the number of constituent quarks, n_q , and kinetic energy, KE_T are studied.

2. Analysis details

A sample of about 10 million minimum bias Pb–Pb collisions at $\sqrt{s_{\text{NN}}} = 2.76$ TeV collected by ALICE in 2010 was used for the analysis. The collision centrality is determined using the forward VZERO scintillator arrays. Particle tracking is done using the Time Projection Chamber (TPC) and the Inner Tracking System (ITS) with full azimuth coverage for $|\eta| < 0.8$. Identification of pions, kaons and (anti-)protons is performed with a combination of the time-of-flight and energy loss measured by the ALICE Time Of Flight (TOF) and TPC detectors. K_s^0 , $\Lambda/\bar{\Lambda}$, Ξ , and Ω particles were reconstructed via their weak decay channels ($K_s^0 \rightarrow \pi\pi$, $\Lambda(\bar{\Lambda}) \rightarrow p(\bar{p})\pi$, $\Xi \rightarrow \Lambda\pi$, and $\Omega \rightarrow \Lambda K$) using topological cuts to suppress combinatorial background. In case of ϕ meson decay via KK channel, the combinatorial background was suppressed by identifying kaons in the TPC and TOF. Anisotropic flow was measured using the scalar product and event plane methods with large rapidity separation (1 or 2 units) between correlated particles [3].

¹A list of members of the ALICE Collaboration and acknowledgements can be found at the end of this issue.

3. Results

In Fig. 1 elliptic flow is presented for π , K, $p(\bar{p})$, K_s^0 , $\Lambda(\bar{\Lambda})$ and ϕ for 10-20% and 40-50% centrality classes. A clear mass ordering is seen for all species below $p_T \sim 2.5$ GeV/c, where the ordering changes to show a clear baryon meson difference. At low transverse momenta, p_T , the ϕ -meson elliptic flow is similar to that of (anti)-proton. This can be explained by a similar effect of radial flow for particles with similar mass. At higher momenta, ϕ -meson v_2 is closer to that of pion (also meson), which one would expect for a coalescence mechanism of hadron production in the intermediate p_T region. A similar mass ordering is observed for multi-strange

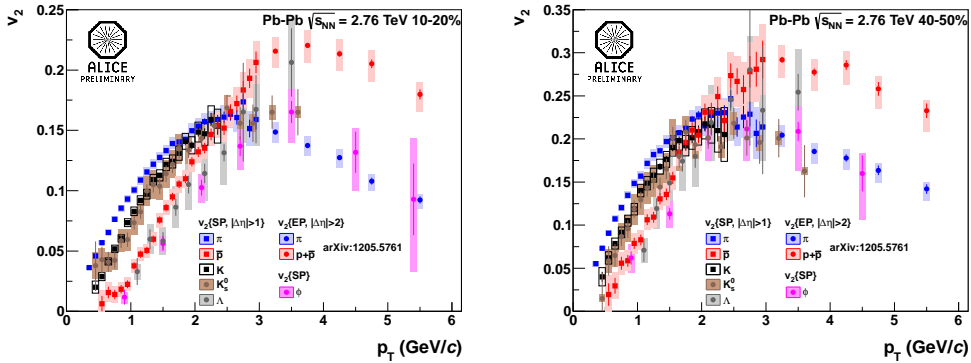


Figure 1: Identified particle $v_2(p_T)$ for $p_T < 6$ GeV/c measured by ALICE for 10-20% (left) and 40-50% (right) centrality classes.

baryons Ξ and Ω shown in Fig. 2(left). Viscous hydrodynamic model calculations reproduce the mass ordering of v_2 at low transverse momentum for all species. A better agreement is observed for the peripheral collisions. For central collisions agreement with proton v_2 can be improved by adding the phase of hadronic rescattering with UrQMD model as shown in [4]. Figure 3 shows a comparison of ALICE results to v_2 measurements for pions, kaons and proton by the PHENIX [5] and the ϕ -meson by the STAR [6] Collaborations.

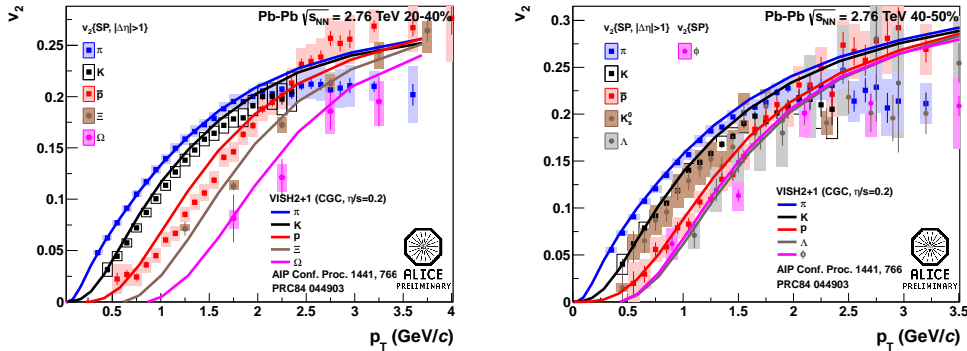


Figure 2: Identified particle $v_2(p_T)$ measured by ALICE vs. viscous hydrodynamic model calculations [4] for 20-40% centrality focusing on Ξ and Ω flow (left) and for 40-50% centrality focusing on ϕ -meson flow (right).

The measured v_2 of pions and kaons at LHC energy is slightly above the RHIC results, while anti-proton and ϕ -meson v_2 shows effect of the stronger radial flow at LHC energy, as expected from hydrodynamical model calculations [7].

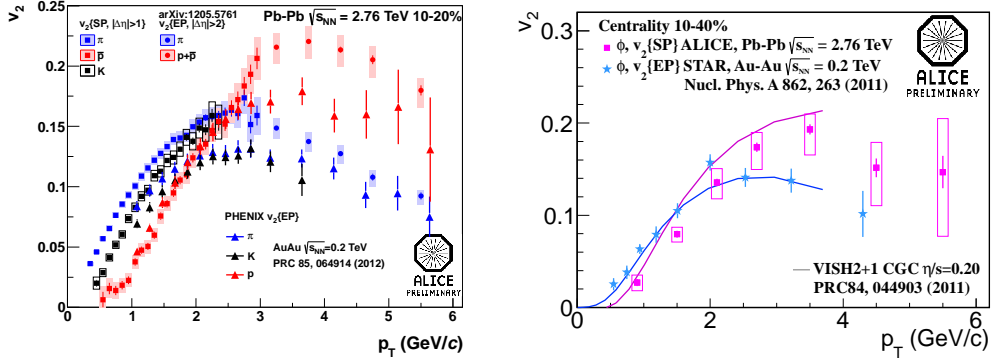


Figure 3: Identified particle $v_2(p_T)$ measured by ALICE compared to PHENIX [5] for 10-20% centrality (left) and compared to STAR [6] results at RHIC for 10-40% (right) centrality.

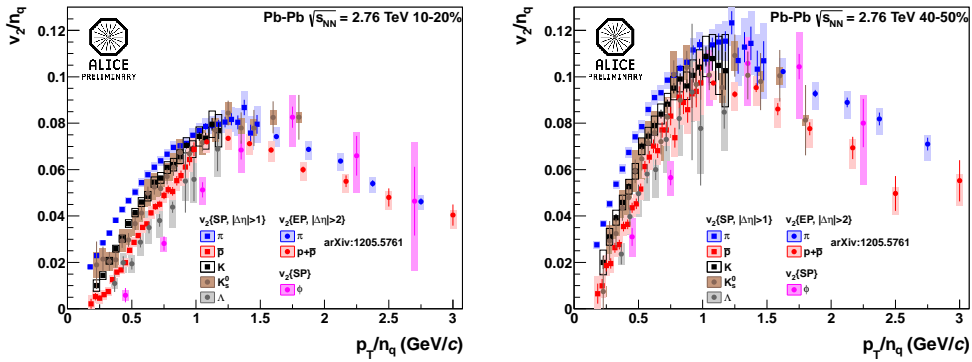


Figure 4: Identified particle $v_2(p_T)$ scaling with the constituent number of quarks, n_q , vs. p_T/n_q for 10-20% (left) and 40-50% (right) centrality classes.

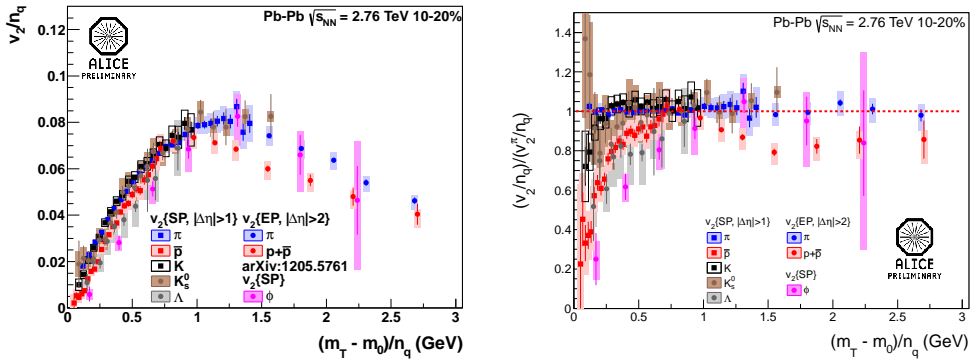


Figure 5: Identified particle $v_2(p_T)$ scaling with the constituent number of quarks, n_q , vs. transverse kinetic energy, KE_T , per n_q for 10-20% (left). The ratio with respect pion scaled v_2 is also reported (right).

Figures 4 and 5 present the elliptic flow of identified particles scaled with the constituent number of quarks, n_q (2 for mesons and 3 for baryons) vs. p_T and transverse kinetic energy, $KE_T = \sqrt{m^2 + p_T^2}$ per n_q . In the intermediate p_T region (3-6 GeV/c) v_2/n_q vs. p_T/n_q scaling serves as a test of the hadron production via quark coalescence. Identified particle flow at the LHC shows approximate, within 20%, scaling of v_2 vs. p_T with n_q at $p_T \sim 1.2$ GeV/c. Shown in Fig. 5 the pion and kaon v_2/n_q vs. KE_T/n_q follow the same scaled v_2 while heavier particles, including ϕ -meson, deviate notably from meson flow over the whole p_T range and especially in the central collisions.

Triangular flow of identified particles measured by ALICE shows a mass ordering similar to v_2 [8]. Figure 6 shows v_2 and v_3 at intermediate and high (above $p_T \sim 6$ GeV/c) transverse momenta where hadron production from hard processes is expected to dominate. Both v_2 and v_3 are finite up to 10 GeV/c and the proton v_2 (v_3) is larger than the pion flow up to 8 GeV/c. The charged pion v_2 is similar to the π^0 v_2 measured by PHENIX at RHIC [9].

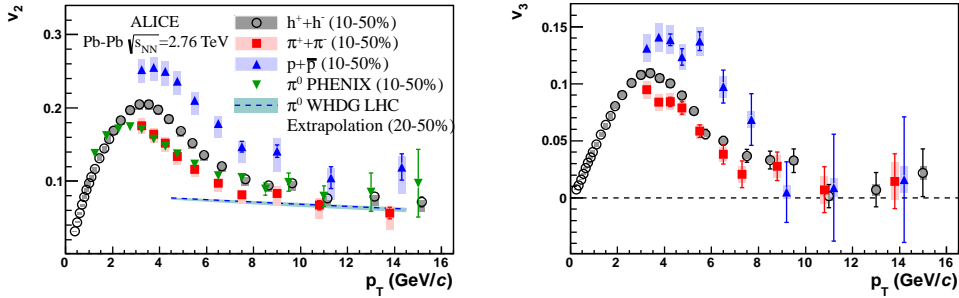


Figure 6: Unidentified charged hadrons, pion and (anti-)proton v_2 (left) and v_3 (right) vs. p_T . Pion $v_2(p_T)$ compared to that of neutral pion flow at RHIC [9] and WHDG model calculations [10] for neutral pion extrapolated to the LHC collision energy.

4. Summary

$v_2(p_T)$ of identified particles is measured for Pb–Pb collisions at $\sqrt{s_{NN}} = 2.76$ TeV by the ALICE detector. Viscous hydrodynamic models describe the main features of the elliptic flow of all measured species. Compared to the measurements at top RHIC energy, we observed a larger mass splitting, mostly apparent in the proton and ϕ -meson flow. Elliptic flow divided by the number of constituent quarks, n_q , vs. p_T/n_q scales within 20% for all identified species for $p_T \sim 1.2$ GeV/c. KE_T/n_q scaling of v_2 is broken over the whole range of transverse momentum in contrast to the observation at the top RHIC energy. The measurement of $v_3(p_T)$ of proton and pion up to the high $p_T = 16$ GeV/c is reported. At large p_T the proton v_2 and v_3 are above pion flow at least up to $p_T = 8$ GeV/c.

References

- [1] J.Y.Ollitrault, Phys. Rev. D 46, **229** (1992).
- [2] S.Voloshin, Y.Zhang, Z. Phys. C **70**, 665 (1996).
- [3] ALICE Collaboration, arXiv:1205.5761 (2012).
- [4] U. W. Heinz, C. Shen and H. Song, AIP Conf. Proc. **1441**, 766 (2012).
- [5] PHENIX Collaboration, Phys. Rev. C **85**, 064914 (2012).
- [6] STAR Collaboration, Nucl. Phys. A **862**, 263 (2011).
- [7] C. Shen, U. W. Heinz, P. Huovinen and H. Song, Phys. Rev. C **84**, 044903 (2011).
- [8] M. Krzewicki [ALICE Collaboration], J. Phys. G **38**, 124047 (2011).
- [9] PHENIX Collaboration, Phys. Rev. Lett. **105**, 142301 (2010).
- [10] W. A. Horowitz and M. Gyulassy, J. Phys. G **38**, 124114 (2011).