

A CONTROL STRATEGY ALGORITHM FOR FINITE ALTERNATING TRANSITION SYSTEMS *

JINJIN ZHANG[†], ZHAOHUI ZHU[‡], AND JIANFEI YANG[§]

Abstract. Recently, there has been an increasing interest in the formal analysis and design of control systems. In this area, in order to reduce the complexity and scale of control systems, finite abstractions of control systems are introduced and explored. Amongst, Pola and Tabuada construct finite alternating transition systems as approximate finite abstractions for control systems with disturbance inputs [*SIAM Journal on Control and Optimization*, Vol. 48, 2009, 719-733]. Given linear temporal logical formulas as specifications, this paper provides a control strategy algorithm to find control strategies of Pola and Tabuada's abstractions enforcing specifications.

Key words. alternating transition systems, finite abstraction, linear temporal logic, control strategy algorithm

AMS subject classifications. 93A30, 03B44, 68Q85, 68T20

1. Introduction. The formal analysis and design of control systems is one of recent trends in control theory. The formal analysis is concerned with verifying whether a control system satisfies a desired specification, while the purpose of the formal design is to construct a controller for control system so that it meets a given specification. Traditionally, stability and reachability are considered as specifications in the control-theoretic community [12, 13]. Recently, there has been an increasing interest in extending the formal analysis and design by considering more complex specifications [1, 4, 8, 9, 17, 18, 20, 27, 29]. In these work, temporal logic [1, 4, 8, 9, 17, 27], regular expressions [18], and transition systems [29] are used to describe specifications. Amongst, temporal logic, due to its resemblance to natural language and the existence of algorithms for model checking, is widely adopted for task specification and controller synthesis in control theory. For example, linear temporal logic (LTL) has been adopted to describe the desired properties of discrete-time linear systems [27] and continuous-time linear systems [17]. In addition, Computation Tree Logic (CTL)[4] and LTL[8, 9] are applied to express specifications in the area of mobile robotics.

The formal analysis and design of large-scale control systems is difficult because of the complexity and scale of systems. In order to reduce the complexity and scale, finite abstractions are extracted from these control systems [1, 27, 29]. Usually, finite abstractions and original systems share properties of interest and the analysis and design of finite abstractions is simpler than that of original control systems. Thus the analysis and design of control systems is often equivalently performed on the corresponding finite abstractions. So finite abstractions are extremely useful in the formal analysis and design.

Much work has been devoted to the construction of finite abstractions of control systems. For instance, Tabuada and Pappas identify critical properties of discrete-

*This work received financial support of the National Natural Science of China (No. 60973045), the NSF of Jiangsu Province (No. BK2007191) and Fok Ying-Tung Education Foundation.

[†]Department of Computer Science, Nanjing University of Aeronautics and Astronautics, Nanjing, P. R. China, 210016 (jinjinzhang@nuaa.edu.cn).

[‡]Corresponding author. Department of Computer Science, Nanjing University of Aeronautics and Astronautics, Nanjing, P. R. China, 210016; State Key Lab of Novel Software Technology, Nanjing University, Nanjing, P. R. China, 210093 (bnj4892856@jlonline.com.)

[§]Department of Automation Engineering, Nanjing University of Aeronautics and Astronautics, Nanjing, P. R. China, 210016 (yjfsmile@nuaa.edu.cn)

time linear systems ensuring the existence of finite abstractions [28]. Symbolic models of nonlinear control systems are constructed in [25, 30]. Finite abstractions of hybrid systems are studied in [2, 3, 14, 15, 21]. An excellent review of these work may be found in [1].

In the work mentioned above, researchers consider control systems without reference to disturbances. However, as pointed out by B C. Kuo in [19], all physical systems are subject to some types of extraneous disturbances or noise during operation. Recently, Pola and Tabuada extend the above work to control systems affected by disturbances [23, 24]. A mathematical structure called alternating transition system is presented as symbolic abstraction of control system with disturbance inputs [23, 24]. Under the assumption that control systems are bounded, such abstractions are finite.

In [9][27][29], usual transition systems are adopted as finite abstractions of control systems. Some approaches are presented to construct control strategies of these finite abstractions enforcing specifications. Further, based on such control strategies, controllers of original control systems are generated to meet specifications. So the construction of control strategies of finite abstractions is one of the important steps in the formal design of control systems. However, since Pola and Tabuada's abstractions [23, 24] are modeled by alternating transition systems rather than usual transition systems, the approaches provided in [9][27][29] are not suitable for establishing control strategies for Pola and Tabuada's abstractions. To overcome this defect, this paper will present a control strategy algorithm based on Kabanza et al.'s planning algorithm [16] to solve the following control problem: given a finite, non-blocking alternating transition system T and a specification, how to find an initial state and a control strategy of T enforcing the given specification? Clearly, this algorithm can be used to find control strategies for Pola and Tabuada's finite abstractions.

The rest of this paper is organized as follows. In Section 2, we recall the notion of alternating transition system and present the control problem mentioned above in detail. Section 3 recalls some notions and results about Kabanza et al.'s planning algorithm. Based on their algorithm, Section 4 provides a control strategy algorithm. In Section 5, we explore the correctness and completeness of this algorithm. Finally, we conclude the paper with future work in Section 6. The appendix includes the proofs of some results of this paper.

2. Alternating transition system and control problem. Before recalling the notion of alternating transition system, we introduce some useful notations. The symbol \mathbb{N} denotes the set of positive integers. For any set A , A^+ denotes the set of all non-empty finite strings over A , and A^ω represents the set of infinite strings over A . Usually, we put $A^\infty = A^+ \cup A^\omega$. We use s_A , σ_A and α_A to denote the elements of A^+ , A^ω and A^∞ , respectively. If A is known from the context, we will omit the subscript in s_A , σ_A and α_A . For any $s \in A^+$, $s[i]$ and $s[end]$ mean the i -th element and the last element of s , respectively. Given $i \leq j$, $s[i, j]$, $s[i, end]$ and $\sigma[i, \infty]$ represent $s[i]s[i+1] \cdots s[j]$, $s[i]s[i+1] \cdots s[end]$ and $\sigma[i]\sigma[i+1] \cdots$, respectively. As usual, $|s|$ means the length of s . For any $\sigma \in A^\omega$, $|\sigma|$ is set to be ∞ .

Pola and Tabuada provide finite abstractions for control systems with disturbance inputs. For these control systems, the inputs consist of control and disturbance inputs, where the former are controllable and the latter are not. Usual transition system can not capture the different roles played by these two kinds of inputs. To overcome this obstacle, Pola and Tabuada adopt alternating transition systems as models of these control systems and their abstract systems [23, 24].

DEFINITION 2.1. *An alternating transition system is a tuple:*

$$T = (Q, A, B, \longrightarrow, O, H),$$

consisting of

- a set of states Q ;
- a set of control labels A ;
- a set of disturbance labels B ;
- a transition relation $\longrightarrow \subseteq Q \times A \times B \times Q$;
- an observation set O ;
- an observation function $H : Q \rightarrow O$.

An alternating transition system is said to be

- finite if Q , A and B are finite;
- non-blocking if $\{q' : q \xrightarrow{a,b} q'\} \neq \emptyset$ for any $q \in Q$, $a \in A$ and $b \in B$.

An infinite sequence $\sigma \in Q^\omega$ is said to be a trajectory of T if and only if for all $i \in \mathbb{N}$, $\sigma[i] \xrightarrow{a_i, b_i} \sigma[i+1]$ for some $a_i \in A$ and $b_i \in B$.

In the above definition, a transition label is a pair $\langle a, b \rangle$, where the former is used to denote control input and the latter represents disturbance input. Pola and Tabuada construct non-blocking alternating transition systems as abstractions of control systems with disturbance inputs [23, 24]. Under the assumption that control systems are bounded, their abstractions are finite. The related notions and results can be found in [23, 24].

This paper aims to provide an approach to obtain control strategies of Pola and Tabuada's finite abstractions to meet specifications. Formally, we will solve the following control problem:

PROBLEM 1. *Given a finite, non-blocking alternating transition system T and a specification, how to find an initial state and a control strategy of T enforcing the given specification?*

In this paper, the specifications mentioned above will be described by the linear temporal logic LTL_{-X} [7]. The LTL_{-X} formulae have been used to specify the desired properties of control system and its abstraction in [17]. We recall this logic below.

DEFINITION 2.2. [7, 17] *Let \mathbb{P} be a finite set of atomic propositions. The linear temporal logic $LTL_{-X}(\mathbb{P})$ formula over \mathbb{P} is inductively defined as:*

$$\varphi ::= p \mid \neg\varphi \mid \varphi_1 \wedge \varphi_2 \mid \varphi_1 \mathbf{U} \varphi_2$$

where $p \in \mathbb{P}$.

The operator \mathbf{U} is read as “until” and the formula $\varphi_1 \mathbf{U} \varphi_2$ specifies that φ_1 must hold until φ_2 holds. The semantics of $LTL_{-X}(\mathbb{P})$ formulae are defined below.

DEFINITION 2.3. *Let $\sigma_{\mathbb{P}}$ be any infinite word over $2^{\mathbb{P}}$ (i.e., $\sigma_{\mathbb{P}} \in (2^{\mathbb{P}})^\omega$). The satisfaction of $LTL_{-X}(\mathbb{P})$ formula φ at position $i \in \mathbb{N}$ of the word $\sigma_{\mathbb{P}}$, denoted by $\sigma_{\mathbb{P}}[i] \models \varphi$, is defined inductively as follows:*

- (1) $\sigma_{\mathbb{P}}[i] \models p$ iff $p \in \sigma_{\mathbb{P}}[i]$;
- (2) $\sigma_{\mathbb{P}}[i] \models \neg\varphi$ iff $\sigma_{\mathbb{P}}[i] \not\models \varphi$ does not hold;
- (3) $\sigma_{\mathbb{P}}[i] \models \varphi_1 \wedge \varphi_2$ iff $\sigma_{\mathbb{P}}[i] \models \varphi_1$ and $\sigma_{\mathbb{P}}[i] \models \varphi_2$;
- (4) $\sigma_{\mathbb{P}}[i] \models \varphi_1 \mathbf{U} \varphi_2$ iff there exists $j \geq i$ such that $\sigma_{\mathbb{P}}[j] \models \varphi_2$ and for all $k \in \mathbb{N}$ with $i \leq k < j$, we have $\sigma_{\mathbb{P}}[k] \models \varphi_1$.

A word $\sigma_{\mathbb{P}}$ satisfies an $LTL_{-X}(\mathbb{P})$ formula φ , written as $\sigma_{\mathbb{P}} \models \varphi$, if and only if $\sigma_{\mathbb{P}}[1] \models \varphi$.

DEFINITION 2.4. *Let $T = (Q, A, B, \longrightarrow, O, H)$ be a finite, non-blocking alternating transition system, \mathbb{P} a finite set of atomic propositions and let $\Pi : Q \rightarrow 2^{\mathbb{P}}$ be a valuation function. For any $LTL_{-X}(\mathbb{P})$ formula ϕ , an infinite sequence $\sigma \in Q^\omega$ is said to satisfy ϕ w.r.t Π , written as $\sigma \models_{\Pi} \phi$, if and only if $\Pi(\sigma) \models \phi$, where $\Pi(\sigma) \triangleq \Pi(\sigma[1]) \Pi(\sigma[2]) \cdots$.*

If the valuation function \prod is known from the context, we often omit the subscript in $\models \prod$.

3. Kabanza et al.'s algorithm. To solve Problem 1, we will provide a control strategy algorithm based on Kabanza et al.'s planning algorithm. This section recalls some notions and results about Kabanza et al.'s algorithm. More details can be found in [16].

Kabanza et al. develop their work in the framework of reactive agent. Given a finite set Q of world states, a *reactive agent* is described as a pair $(q_0, succ)$, where $q_0 \in Q$ is an initial world state and $succ$ is a transition function. For any world state $q \in Q$, $succ(q)$ returns a list $((a_1, d_1, W_1), \dots, (a_n, d_n, W_n))$, where a_i is an action that is executable in q , d_i is a strictly positive real number denoting the duration of a_i in q , and $W_i \subseteq Q$ is the set of nondeterministic successors resulting from the execution of a_i in q . As usual, if $q' \in W_i$ for some $i \leq n$, then we denote by $q \xrightarrow{a_i} q'$ that q' is a successor of q resulting from the execution of a_i in q .

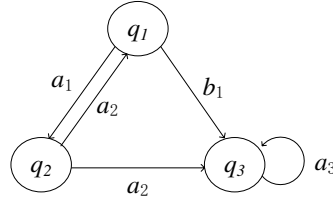


FIG. 3.1. *Reactive Agent*

EXAMPLE 3.1. Fig 3.1 illustrates the reactive agent $(q_1, succ)$, where $succ(q_1) = ((a_1, 1, \{q_2\}), (b_1, 1, \{q_3\}))$, $succ(q_2) = ((a_2, 1, \{q_1, q_3\}))$, and $succ(q_3) = ((a_3, 1, \{q_3\}))$. Since the durations of all actions are 1, we do not indicate them in this figure.

DEFINITION 3.1. [16] A reactive plan is represented by a set of situation control rules (SCRs), where an SCR is a tuple of the form (n, q, a, N) such that:

- n is a number denoting a plan state;
- q is the world state labeling the plan state n and describing the situation when this SCR is applied;
- a is the action to be executed in plan state n ; and
- N is a set of integers denoting plan states that are nondeterministic successors of n when a is executed¹.

In the above definition, two kinds of states are referred to: world states and plan states. Each plan state is labeled by a world state and different plan states may be labeled by the same world state. Roughly speaking, these plan states labeled by the same world state q may denote different executive pathes along which the world state q is reached. So, since the actions to be executed in different plan states may not be identical, the choice of the actions in the world state q can be history dependent. That is, when q is reached along different pathes, the actions to be executed in q may be different. Before providing an example to illustrate the above argument, we describe the execution of a reactive plan as follows.

We start the execution of a reactive plan by fetching the SCR corresponding to the initial world state. By convention, this is always the SCR with plan state 1. The

¹For any q' with $q \xrightarrow{a} q'$, there must be $j \in N$ such that the corresponding world state of plan state j is q' .

corresponding world state describes the current situation before the agent executes any action. At any time, given the current SCR (n, q, a, N) , the action a is executed and the SCR matching the resulting situation is determined from the successor plan states in N by getting an SCR (n', q', a', N') such that $n' \in N$. In this case, the current situation is q' and then a' is executed.

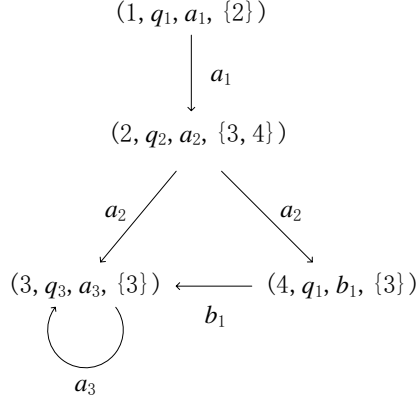


FIG. 3.2. Executing Reactive Plan

EXAMPLE 3.2. Consider the reactive agent provided in Example 3.1. Given a reactive plan

$$RP = \{(1, q_1, a_1, \{2\}), (2, q_2, a_2, \{3, 4\}), (3, q_3, a_3, \{3\}), (4, q_1, b_1, \{3\})\},$$

its execution is illustrated by Fig 3.2.

In this reactive plan, both plan states 1 and 4 are labeled by world state q_1 . Plan state 1 represents that q_1 is the initial state, while plan state 4 means that q_1 is reached from q_2 by executing a_2 . Then it is easy to see that the actions to be executed in q_1 may be different when the paths along which q_1 is reached is different.

The trajectory generated by reactive plan is defined as follows.

DEFINITION 3.2. [16] Let $(q_1, succ)$ be a reactive agent and let $RP = \{(1, q_1, a_1, N_1), (2, q_2, a_2, N_2), \dots, (k, q_k, a_k, N_k)\}$ be a reactive plan of $(q_1, succ)$. An infinite sequence σ of world states is said to be a trajectory generated by the reactive plan RP if and only if there exists an infinite sequence $\sigma_N = i_1 i_2 \dots \in \{1, 2, \dots, k\}^\omega$ such that $\sigma_N[1] = 1$ and for all $j \in \mathbb{N}$, $i_{j+1} \in N_{i_j}$ and $q_{i_j} = \sigma[j]$.

EXAMPLE 3.3. Consider the reactive agent and the reactive plan RP in Example 3.1 and 3.2, respectively. Let $\sigma_1 = q_1 q_2 q_3^\omega$ and $\sigma_2 = q_1 q_2 q_1 q_3^\omega$. It is easy to check that σ_1 and σ_2 are exactly trajectories generated by this reactive plan.

DEFINITION 3.3. Let \mathbb{P} be a finite set of atomic propositions and let \prod be a valuation function that assigns each world state q a set $\prod(q) \subseteq \mathbb{P}$. For any $LTL_X(\mathbb{P})$ formula ϕ , a reactive plan is said to satisfy ϕ w.r.t. \prod if and only if all trajectories generated by this reactive plan satisfy ϕ w.r.t. \prod ² and there exists at least one trajectory generated by this reactive plan.

EXAMPLE 3.4. Consider the reactive agent and the reactive plan RP in Example 3.1 and 3.2, respectively. Let $\mathbb{P} = \{p_1, p_2, p_3\}$ and let $\prod : \{q_1, q_2, q_3\} \rightarrow 2^{\mathbb{P}}$ be a val-

²Similar to Definition 2.4, we may define the satisfaction relation between $LTL_X(\mathbb{P})$ formulas and trajectories generated by the reactive plan w.r.t. \prod .

uation function defined as: $\prod(q_1) = \{p_1, p_2\}$, $\prod(q_2) = \{p_2, p_3\}$ and $\prod(q_3) = \{p_1, p_3\}$. It is easy to check that the reactive plan RP satisfies $p_2 \mathbf{U} p_3$ w.r.t. \prod .

In [16], Kabanza et al. use Metric Temporal Logic (MTL) to specify the desired behaviors of reactive agent. Given a finite set \mathbb{P} of atomic propositions, $\text{MTL}(\mathbb{P})$ formulae are defined as:

$$\varphi ::= p \mid \neg\varphi \mid \varphi_1 \wedge \varphi_2 \mid X_{\sim t}\varphi \mid \square_{\sim t}\varphi \mid \varphi_1 \mathbf{U}_{\sim t}\varphi_2$$

where $p \in \mathbb{P}$ is atomic proposition, $X_{\sim t}$, $\square_{\sim t}$ and $\mathbf{U}_{\sim t}$ are called the *next*, *always* and *until* operators, respectively, \sim denotes either \leq , $<$, \geq or $>$, and t is a non-negative real. Intuitively, if a time constraint " $\sim t$ " is associated to a modal operator, then the modal formula connected by this modal operator must hold within a time period satisfying the relation " $\sim t$ ". For example, $\varphi_1 \mathbf{U}_{\geq t} \varphi_2$ means that φ_1 holds until φ_2 becomes true on the semi-open time interval $[t, \infty)$. So it is easy to see that $\mathbf{U}_{\geq 0}$ coincides with the usual *until* operator \mathbf{U} . Thus linear temporal logic $\text{LTL}_{-X}(\mathbb{P})$ can be viewed as a sublanguage of $\text{MTL}(\mathbb{P})$.

Kabanza et al. also define the semantics of $\text{MTL}(\mathbb{P})$. A careful examination shows that, when we only consider $\text{LTL}_{-X}(\mathbb{P})$ formulas, Kabanza et al.'s definition is coincided with Definition 3.3. Since the remainder of this paper will mostly refer to $\text{LTL}_{-X}(\mathbb{P})$ formulas, we do not recall the formal definition of the semantics of $\text{MTL}(\mathbb{P})$. The interested reader may find it in Section 5.2 in [16].

Kabanza et al. provide an planning algorithm to construct a reactive plan satisfying an $\text{MTL}(\mathbb{P})$ formula ϕ for the given reactive agent and valuation function \prod . The detailed algorithm may be found in [16]. The following result comes from Theorem 16 and the observation in Section 7.5 in [16].

THEOREM 3.4. [16] *Kabanza et al. planning algorithm is correct and complete. In other words, given a reactive agent (q_0, succ) , an $\text{MTL}(\mathbb{P})$ formula ϕ and a valuation function \prod , if Kabanza et al.'s algorithm returns a reactive plan then this reactive plan satisfies ϕ . Moreover, Kabanza et al.'s algorithm can find a reactive plan satisfying ϕ if such plan exists.*

Immediately, we have the following corollary, which is trivial but useful.

COROLLARY 3.5. *Given a reactive agent (q_0, succ) , an $\text{LTL}_{-X}(\mathbb{P})$ formula ϕ and a valuation function \prod , if Kabanza et al.'s algorithm returns a reactive plan then this reactive plan satisfies ϕ . Moreover, Kabanza et al.'s algorithm can find a reactive plan satisfying ϕ if such plan exists.*

Proof. Follows from Theorem 3.4 and the fact that linear temporal logic $\text{LTL}_{-X}(\mathbb{P})$ can be viewed as a sublanguage of $\text{MTL}(\mathbb{P})$. \square

4. Control strategy algorithm based on Kabanza et al.'s algorithm.

The previous section has provided a brief overview about Kabanza et al.'s planning algorithm. This section will present a control strategy algorithm based on Kabanza et al.'s algorithm. Before providing this algorithm, we introduce the notion of control strategy.

DEFINITION 4.1. *Let $T = (Q, A, B, \longrightarrow, O, H)$ be a finite, non-blocking alternating transition system. For any function $f : Q^+ \rightarrow A$, we say f is a control strategy of T . For any $q \in Q$ and $f : Q^+ \rightarrow A$, the outcomes $\text{Out}_T^n(q, f)$ ($n \in \mathbb{N}$) and $\text{Out}_T(q, f)$ of f from q are defined as follows:*

$$\text{Out}_T^n(q, f) = \{s \in Q^n : s[1] = q \text{ and } \forall 1 \leq i < n \exists b_i \in B(s[i] \xrightarrow{f(s[1,i]), b_i} s[i+1])\},$$

$$\text{Out}_T(q, f) = \{\sigma \in Q^\omega : \sigma[1] = q \text{ and } \forall i \in \mathbb{N} \exists b_i \in B(\sigma[i] \xrightarrow{f(\sigma[1,i]), b_i} \sigma[i+1])\}.$$

Furthermore, we define $Out_T^+(q, f)$ and $Out_T^\infty(q, f)$ as: $Out_T^+(q, f) = \bigcup_{n \in \mathbb{N}} Out_T^n(q, f)$ and $Out_T^\infty(q, f) = Out_T^+(q, f) \cup Out_T(q, f)$.

If alternating transition system T is known from the context, we often omit the subscripts in $Out_T^n(q, f)$, $Out_T(q, f)$, $Out_T^+(q, f)$, and $Out_T^\infty(q, f)$.

Given a finite, non-blocking alternating transition system T , an LTL $_{-X}$ (\mathbb{P}) formula ϕ and a valuation function \prod , we want to find an initial state q and a control strategy f of T so that $\sigma \models \phi$ for all $\sigma \in Out(q, f)$. An algorithm, which is used to find such initial state and control strategy, is presented in Algorithm 1 below.

```

(1) input:  $T$ ,  $\phi$  and  $\prod$ , where  $T = (Q, A, B, \longrightarrow, O, H)$ 
(2) Construct a transition function  $succ_T$  from  $T$ 
(3) for all  $q_0 \in Q$  do
(4)   Adopt Kabanza et al.'s algorithm to find a reactive plan  $RP_{kab}$  of
      ( $q_0, succ_T$ ) enforcing  $\phi$  w.r.t.  $\prod$ 
(5)   if reactive plan  $RP_{kab}$  is found then
(6)      $RP = \text{SimplyReactivePlan}(RP_{kab})$  /*See Algorithm 2 */
(7)      $f_{RP} = \text{FunctionStrategy}(RP)$  /*See Algorithm 3 */
(8)     Return  $q_0$  and  $f_{RP}$ 
(9)   end if
(10) end for
(11) Return false

```

Algorithm 1: Control strategy algorithm

In Algorithm 1, steps (2), (6) and (7) are needed to be further refined. We illustrate them in turn.

DEFINITION 4.2. Let $T = (Q, A, B, \longrightarrow, O, H)$ be a finite, non-blocking alternating transition system and $A = \{a_1, a_2, \dots, a_k\}$. The transition function $succ_T$ w.r.t T is defined as: for any $q \in Q$, we set $succ_T(q) = ((a_1, 1, W_1), (a_2, 1, W_2), \dots, (a_k, 1, W_k))$, where $W_i \triangleq \{q' \in Q : q \xrightarrow{a_i, b} q' \text{ for some } b \in B\}$ for $i = 1, 2, \dots, k$.

By Definition 2.1, for any finite, non-blocking alternating transition system $T = (Q, A, B, \longrightarrow, O, H)$, each set W_i mentioned above is finite and non-empty. Thus for any $q \in Q$, $(q, succ_T)$ is a reactive agent. Clearly, due to the finiteness of Q , A , B and \longrightarrow , the function $succ_T$ may be obtained using a simple algorithm. We leave it to interested reader. Before refining steps (6) and (7), we provide some notions and result below.

DEFINITION 4.3. Let $T = (Q, A, B, \longrightarrow, O, H)$ be a finite, non-blocking alternating transition system, $q \in Q$ and let $succ_T$ be the transition function w.r.t T . Then any reactive plan of $(q, succ_T)$ is said to be a reactive plan of T .

DEFINITION 4.4. Let $RP = \{(1, q_1, a_1, N_1), (2, q_2, a_2, N_2), \dots, (k, q_k, a_k, N_k)\}$ be a reactive plan. For any finite sequence $s \in \{1, 2, \dots, k\}^+$, if $|s| > 1$ and $s[i+1] \in N_{s[i]}$ for all $i < |s|$, then s is said to be a finite path of RP . For any two paths s_1 and s_2 of RP , if $s_1[1] = 1$ and $s_1[end] = s_2[1] = s_2[end]$, then the pair (s_1, s_2) is said to be a reachable cycle of RP .

The following result offers a sufficient and necessary condition for the existence of trajectory generated by reactive plan.

LEMMA 4.5. Let $RP = \{(1, q_1, a_1, N_1), (2, q_2, a_2, N_2), \dots, (k, q_k, a_k, N_k)\}$ be a reactive plan. There exists a trajectory generated by RP if and only if there exists a reachable cycle (s_1, s_2) of RP .

Proof. (From Right to Left) Let (s_1, s_2) be a reachable cycle of RP . By Definition 4.4, we have $|s_2| > 1$. Then we set $\sigma_N = s_1 \circ (s_2[2, \text{end}])^\omega$, where $(s_2[2, \text{end}])^\omega \triangleq s_2[2, \text{end}] \circ s_2[2, \text{end}] \circ \dots$. Since (s_1, s_2) is a reachable cycle of RP , it follows from Definition 4.4 that $\sigma_N[1] = 1$ and $\sigma_N[i+1] \in N_{\sigma_N[i]}$ for all $i \in \mathbb{N}$. Then we define an infinite $\sigma \in \{q_1, q_2, \dots, q_k\}^\omega$ as: $\sigma[i] = q_{\sigma_N[i]}$ for all $i \in \mathbb{N}$. Therefore, since $\sigma_N[1] = 1$ and $\sigma_N[i+1] \in N_{\sigma_N[i]}$ for all $i \in \mathbb{N}$, by Definition 3.2, σ is generated by RP .

(From Left to Right) Let σ be a trajectory generated by RP . Then by Definition 3.2, there exists $\sigma_N \in \{1, 2, \dots, k\}^\omega$ such that $\sigma_N[1] = 1$ and for all $i \in \mathbb{N}$, $\sigma[i] = q_{\sigma_N[i]}$ and $\sigma_N[i+1] \in N_{\sigma_N[i]}$. Since the plan state set $\{1, 2, \dots, k\}$ is finite, there exist $j, n \in \mathbb{N}$ such that $1 < j < n$ and $\sigma_N[j] = \sigma_N[n]$. Further, by Definition 4.4, it is clear that $(\sigma_N[1, j], \sigma_N[j, n])$ is a reachable cycle of RP , as desired. \square

Now we refine steps (6) and (7). These two steps aim to get a control strategy from a reactive plan.

Step (6): In this step, given a reactive plan RP , we will simplify it in this way: for any (i, q_i, a_i, N_i) in RP , if there exist $j_1, j_2, \dots, j_m \in N_i$ with $m > 1$ and $q_{j_1} = q_{j_n}$ for all $n \leq m$, then we remain one of them and remove others from N_i . Thus for any (i, q_i, a_i, N_i) in the simplified reactive plan and for any world state q , there exists at most one plan state $j \in N_i$ with $q_j = q$. Formally, Step (6) is refined in Algorithm 2.

```

Suppose that  $RP = \{(1, q_1, a_1, N_1), (2, q_2, a_2, N_2), \dots, (k, q_k, a_k, N_k)\}$ 
(1) SimplifyReactivePlan( $RP$ ) {
(2)  $note = 0$ 
(3) while  $i \leq k$  and  $note = 0$  do
(4)    $suffix = shortest\_path(i, i)$ 
(5)   if  $suffix \neq \emptyset$  then
(6)      $prefix = shortest\_path(1, i)$ 
(7)     if  $prefix \neq \emptyset$  then
(8)        $note = 1$ ;
(9)     end if
(10)  end if
(11) end while
(12) for all  $(i, q_i, a_i, N_i) \in RP$ 
(13)   for all  $j_1, j_2, \dots, j_m \in N_i$  with  $m > 1$  and  $q_{j_1} = q_{j_2} = \dots = q_{j_m}$ 
(14)    if for some  $l \leq m$ , there exists  $n < |prefix|$  such that  $i = prefix[n]$  and
 $j_l = prefix[n+1]$  then
(15)       $N_i = N_i - \{j_1, \dots, j_{l-1}, j_{l+1}, \dots, j_m\}$  /*Remove  $j_1, \dots, j_{l-1}, j_{l+1},$ 
 $\dots, j_m$  from  $N_i$  */
(16)    else if for some  $l \leq m$ , there exists  $n < |suffix|$  such that  $i = suffix[n]$ 
and  $j_l = suffix[n+1]$  then
(17)       $N_i = N_i - \{j_1, \dots, j_{l-1}, j_{l+1}, \dots, j_m\}$  /*Remove  $j_1, \dots, j_{l-1}, j_{l+1},$ 
 $\dots, j_m$  from  $N_i$  */
(18)    else if
(19)       $N_i = N_i - \{j_2, j_3, \dots, j_m\}$  /*Remove  $j_2, j_3, \dots, j_m$  from  $N_i$  */
(20)    end if
(21)  end for
(22) end for
(23) Return  $RP$  }

```

Algorithm 2: Simplifying reactive plan RP

In this algorithm, the lines (3)-(11) is used to find a reachable cycle $(prefix, suffix)$. Amongst, we adopt DijKstra's algorithm [5][6] to find the shortest pathes of RP from i to i and from 1 to i (see lines (4) and (6)). By Lemma 4.5 and the completeness of DijKstra's algorithm [5][6], $prefix$ and $suffix$ must can be found in this algorithm if the given reactive plan may generate trajectory.

Suppose that RP may generate trajectory and the reachable cycle $(prefix, suffix)$ has been found. The lines (12)-(22) aim to simplify the reactive plan RP based $prefix$ and $suffix$ so that the simplified reactive plan may generate trajectory. Since $prefix$ is the shortest path from 1 to $prefix[end]$, it is clear that there do not exist $i, j < |prefix|$ such that $i \neq j$ and $prefix[i]=prefix[j]$. So, for the line (14) in Algorithm 2, there exists at most one natural number l such that $l \leq m$, $i=prefix[n]$ and $j_l=prefix[n+1]$ for some $n < |prefix|$. Similar argument holds for the line (16). We provide a simple example below to illustrate Algorithm 2.

EXAMPLE 4.1. Consider the reactive plan $RP = \{(1, q_1, a_1, \{2\}), (2, q_2, a_2, \{1, 4\}), (3, q_3, a_3, \{1\}), (4, q_1, a_4, \{3\})\}$. We adopt Algorithm 2 to simplify RP . It is easy to check that both $suffix$ and $prefix$ found in this algorithm are "121". For the SCR $(2, q_2, a_2, \{1, 4\}) \in RP$, since both plan states 1 and 4 are labeled by q_1 and $prefix = 121$, plan state 4 is removed from $\{1, 4\}$. One may easily examine that the simplified reactive plan is $\{(1, q_1, a_1, \{2\}), (2, q_2, a_2, \{1\}), (3, q_3, a_3, \{1\}), (4, q_1, a_4, \{3\})\}$.

In the above example, for the plan states 3 and 4 in the simplified reactive plan, there does not exist path from plan state 1 to these states, although such pathes exist for the original reactive plan. Thus a natural question arises: whether the simplification provided in Algorithm 2 may result in that the simplified reactive plan can not generate trajectory although the original reactive plan can do so. The following result reveals that this situation can not arise.

THEOREM 4.6. Let $RP = \{(1, q_1, a_1, N_1), (2, q_2, a_2, N_2), \dots, (k, q_k, a_k, N_k)\}$ be a reactive plan. If RP generates trajectory, then so does the simplified reactive plan generated by Algorithm 2.

Proof. Suppose that RP may generate trajectory. Then, by Lemma 4.5 and Algorithm 2, a reachable cycle $(prefix, suffix)$ of RP must can be found. Consider the following two cases.

Case 1. $prefix[n] \neq suffix[m]$ for any $n < |prefix|$ and $m < |suffix|$. Then, due to Algorithm 2, it is easy to check that both $prefix$ and $suffix$ are pathes of the simplified reactive plan. Further, since $(prefix, suffix)$ is a reachable cycle of RP , by Definition 4.4, $(prefix, suffix)$ is a reachable cycle of the simplified reactive plan. Thus by Lemma 4.5, the simplified reactive plan may generate trajectory.

Case 2. $prefix[n]=suffix[m]$ for some $n < |prefix|$ and $m < |suffix|$. Then by Algorithm 2, one may easily examine that both $prefix$ and $suffix[1, m] \circ prefix[n+1, end]$ are pathes of the simplified reactive plan. On the other hand, since $(prefix, suffix)$ is a reachable cycle of RP , by Definition 4.4, we get $prefix[end]=suffix[1]=suffix[end]$. Then by Definition 4.4, $(prefix, suffix[1, m] \circ prefix[n+1, end])$ is a reachable cycle of the simplified reactive plan. Therefore, by Lemma 4.5, the simplified reactive plan may generate trajectory. \square

THEOREM 4.7. Let $T = (Q, A, B, \longrightarrow, O, H)$ be a finite, non-blocking alternating transition system, ϕ an $LTL_X(\mathbb{P})$ formula, \prod a valuation function and let $RP = \{(1, q_1, a_1, N_1), \dots, (k, q_k, a_k, N_k)\}$ be a reactive plan of T . We adopt Algorithm 2 to simplify RP . Then we have

(1) For any (i, q_i, a_i, N_i) in the simplified reactive plan and for any $q \in Q$, there exists at most one plan state $j \in N_i$ with $q_j = q$.

(2) If RP satisfies ϕ then the simplified reactive plan also satisfies ϕ .

Proof. (1) holds trivially. We prove (2) below. Clearly, by Algorithm 2, the trajectories generated by the simplified reactive plan can be generated by RP . Therefore, by Theorem 4.6 and Definition 3.3, the conclusion (2) holds. \square

Step (7). Next, we refine Step (7) in Algorithm 1. In this step, a control strategy will be obtained from the simplified reactive plan. For this purpose, some result and notion are provided below.

LEMMA 4.8. *Let $T = (Q, A, B, \longrightarrow, O, H)$ be a finite, non-blocking alternating transition system and let $RP = \{(1, q_1, a_1, N_1), \dots, (k, q_k, a_k, N_k)\}$ be a reactive plan of T . Suppose that for any $(i, q_i, a_i, N_i) \in RP$ and $q \in Q$, there exists at most one plan state $j \in N_i$ with $q_j = q$. Then for any $s \in Q^+$, there exists at most one path $s_N \in \{1, 2, \dots, k\}^+$ such that $|s_N| = |s|$, $s_N[1] = 1$ and $s[j] = q_{s_N[j]}$ for all $j \leq |s_N|$.*

Proof. Induction on the length of s . \square

DEFINITION 4.9. *Let $T = (Q, A, B, \longrightarrow, O, H)$ be a finite, non-blocking alternating transition system and let $RP = \{(1, q_1, a_1, N_1), \dots, (k, q_k, a_k, N_k)\}$ be a reactive plan of T . Suppose that for any $(i, q_i, a_i, N_i) \in RP$ and state $q \in Q$, there exists at most one plan state $j \in N_i$ with $q_j = q$. The control strategy $f_{RP} : Q^+ \rightarrow A$ generated by reactive plan RP is defined as: for any $s \in Q^+$, if there exists a path $s_N \in \{1, 2, \dots, k\}^+$ such that $|s_N| = |s|$, $s_N[1] = 1$ and $s[j] = q_{s_N[j]}$ for all $j \leq |s|$ then we set $f_{RP}(s) = a_{s_N[|s|]}$, otherwise we put $f_{RP}(s) = a_1$.*

By Lemma 4.8, the control strategy f_{RP} defined above is well-defined. The function $FunctionStrategy(RP)$ in Step (7) in Algorithm 1 is capable of producing such control strategy. The algorithm realizing this function is presented in Algorithm 3.

```

Suppose that  $RP = \{(1, q_1, a_1, N_1), (2, q_2, a_2, N_2), \dots, (k, q_k, a_k, N_k)\}$ 
FunctionStrategy( $RP$ ){
(1) input:  $s$  /* $s$  is an array denoting a sequence of world states*/
(2) SeqOfPS[1]=1 /*SeqOfPS is an array denoting a sequence of plan states*/
(3) if  $s[1] \neq q_1$  then
(4)   Return  $a_1$ 
(5) end if
(6)  $i = 2$ 
(7) while  $i \leq |s|$  do
(8)    $k = \text{SeqOfPS}[i - 1]$ 
(9)   if  $s[i] = q_j$  for some  $j \in N_k$  then
(10)    SeqOfPS[ $i$ ] =  $j$ 
(11)     $i = i + 1$ 
(12)  else
(13)    Return  $a_1$ 
(14)  end if
(15) end while
(16)  $k = \text{SeqOfPS}[i - 1]$ 
(17) Return  $a_k$ 

```

Algorithm 3: Producing control strategy f_{RP}

Due to the following result, if the simplified reactive plan obtained by performing Algorithm 2 satisfies formula ϕ then it can generate a control strategy f_{RP} so that $\sigma \models \phi$ for all $\sigma \in Out(q_1, f_{RP})$.

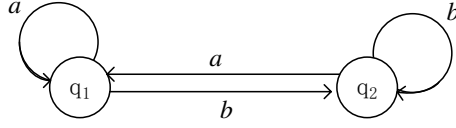


FIG. 4.1. Finite, non-blocking alternating transition system

THEOREM 4.10. Let $T = (Q, A, B, \longrightarrow, O, H)$ be a finite, non-blocking alternating transition system, ϕ an $LTL_{-X}(\mathbb{P})$ formula, \prod a valuation function and let $RP = \{(1, q_1, a_1, N_1), \dots, (k, q_k, a_k, N_k)\}$ be a reactive plan of T . Suppose that for any $(i, q_i, a_i, N_i) \in RP$ and state $q \in Q$, there exists at most one plan state $j \in N_i$ with $q_j = q$. Let f_{RP} be the control strategy generated by RP . Then we have

- (1) $Out(q_1, f_{RP})$ exactly contains trajectories generated by the reactive plan RP ,
- (2) if RP satisfies ϕ then $\sigma \models \phi$ for any $\sigma \in Out(q_1, f_{RP})$.

Proof. By Definition 3.2, 4.1 and 4.9, it is easy to prove (1). Then (2) follows immediately. \square

COROLLARY 4.11. Let $T = (Q, A, B, \longrightarrow, O, H)$ be a finite, non-blocking alternating transition system, ϕ an $LTL_{-X}(\mathbb{P})$ formula and let $\prod : Q \rightarrow 2^{\mathbb{P}}$ be a valuation function. If there exists a reactive plan RP of T satisfying ϕ , then Algorithm 1 can find an initial state q and a control strategy f so that $\sigma \models \phi$ for all $\sigma \in Out(q, f)$.

Proof. Follows from Corollary 3.5, Algorithm 1, Theorem 4.7 and 4.10. \square

Inspired by Theorem 4.10, someone may conjecture that given an initial state q_0 and a control strategy f , there exists a reactive plan RP such that $Out(q_0, f)$ exactly contains trajectories generated by RP . This conjecture does not always hold. A counterexample is given below.

EXAMPLE 4.2. Consider a finite, non-blocking alternating transition system

$$T = (\{q_1, q_2\}, \{a, b\}, \{1\}, \longrightarrow, \{q_1, q_2\}, 1_{\{q_1, q_2\}}),$$

where \longrightarrow is described by Fig 4.1. Since there only exists one disturbance label, we do not indicate it in this figure. A control strategy $f : \{q_1, q_2\}^+ \rightarrow \{a, b\}$ is defined as for any $s \in \{q_1, q_2\}^+$,

$$f(s) = \begin{cases} b & \text{if } |s| = n(n+3)/2 - 1 \text{ for some } n \in \mathbb{N} \\ a & \text{otherwise} \end{cases}$$

Define a family of finite sequences s_k ($k \in \mathbb{N}$) as: $s_1 = q_1q_2$ and for any $k > 1$, $s_k = q_1s_{k-1}$. Let $\sigma = s_1s_2s_3 \dots$. Thus $\sigma \neq \sigma[1, n](\sigma[n+1, m])^\omega$ for any $n, m \in \mathbb{N}$ with $n < m$. It is easy to check that $Out(q_1, f) = \{\sigma\}$.

Now we show that there does not exist a reactive plan such that σ is a trajectory generated by this plan. Suppose that σ is generated by the reactive plan $RP = \{(1, q_1, a_1, N_1), (2, q_2, a_2, N_2), \dots, (k, q_k, a_k, N_k)\}$. Then there exists a sequence $\sigma_N = i_1i_2 \dots$ over $\{1, 2, \dots, k\}$ such that $i_1 = 1$ and for all $j \in \mathbb{N}$, $q_{i_j} = \sigma[j]$ and $i_{j+1} \in N_{i_j}$. Since $\{1, 2, \dots, k\}$ is a finite set, we have $i_l = i_m$ for some $l < m$. On the other hand, since T is determined, we get $N_{i_j} = \{i_{j+1}\}$ for all $j \in \mathbb{N}$. Further, it follows from $i_l = i_m$ that $i_{l+1} = i_{m+1}$. Similarly, we have $i_{l+j} = i_{m+j}$ for all $j \in \mathbb{N}$. Thus $\sigma_N = i_1i_2 \dots i_l \circ (i_{l+1} \dots i_m)^\omega$ and then $\sigma = q_{i_1}q_{i_2} \dots q_{i_l} \circ (q_{i_{l+1}} \dots q_{i_m})^\omega$. This contradicts that for any $n, m \in \mathbb{N}$ with $n < m$, $\sigma \neq \sigma[1, n]\sigma[n+1, m]^\omega$.

5. Correctness and completeness of control strategy algorithm. The previous section presents a control strategy algorithm to solve Problem 1. This section will deal with its correctness and completeness. The former is ensured by the result below.

THEOREM 5.1. *Given a finite, non-blocking alternating transition system $T = (Q, A, B, \longrightarrow, O, H)$, an $LTL_{-X}(\mathbb{P})$ formula ϕ and a valuation function $\mathbb{I} : Q \rightarrow 2^{\mathbb{P}}$, if control strategy algorithm returns a state q_0 and a control strategy f_{RP} , then $\sigma \models \phi$ for any $\sigma \in Out(q_0, f_{RP})$.*

Proof. Suppose that control strategy algorithm returns a state q_0 and a control strategy f_{RP} . Then by Algorithm 1, a reactive plan RP satisfying ϕ is found. Thus by Theorem 4.7 and 4.10, we have $\sigma \models \phi$ for any $\sigma \in Out(q_0, f_{RP})$. \square

The rest of this section concerns itself with the completeness of control strategy algorithm. That is, we consider the following question: given a finite, non-blocking alternating transition system T and an $LTL_{-X}(\mathbb{P})$ formula ϕ , whether this algorithm must can find an initial state and a control strategy for T enforcing ϕ if such state and control strategy exist? We will provide a partial answer for this question. Before dealing with this issue, some related notions and results are recalled.

DEFINITION 5.2. *A Büchi automaton is a tuple $\mathcal{A} = (S, S_0, L, \rightarrow_{\mathcal{A}}, F)$, where*

- S is a finite set of states;
- $S_0 \subseteq S$ is a set of initial states;
- L is an input alphabet;
- $\rightarrow_{\mathcal{A}} \subseteq S \times L \times S$ is a transition relation;
- $F \subseteq S$ is a set of accepting states.

An infinite sequence $\sigma \in S^\omega$ is said to be a run accepted by \mathcal{A} if and only if $\sigma[1] \in S_0$, $\sigma[i] \xrightarrow{a_i}_{\mathcal{A}} \sigma[i+1]$ for all $i \in \mathbb{N}$ and there exists $x \in F$ such that x appears infinitely often in σ .

The Büchi automaton \mathcal{A} is said to be total if both S_0 and $\{x' : x \xrightarrow{l} x'\}$ are singleton sets for any $x \in S$ and $l \in L$.

DEFINITION 5.3. *Let $\mathcal{A} = (S, S_0, L, \rightarrow_{\mathcal{A}}, F)$ be a Büchi automaton. An infinite sequence $\sigma_L \in L^\omega$ is accepted by the Büchi automaton \mathcal{A} if and only if there exists a run σ accepted by \mathcal{A} such that $\sigma[i] \xrightarrow{\sigma_L[i]}_{\mathcal{A}} \sigma[i+1]$ for all $i \in \mathbb{N}$.*

In [31], it was proven that for any $LTL_{-X}(\mathbb{P})$ formula ϕ , there exists a Büchi automaton \mathcal{A}_ϕ with input alphabet $2^{\mathbb{P}}$ which accepts exactly the sequences $\sigma \in (2^{\mathbb{P}})^\omega$ satisfying formula ϕ . The interested reader is referred to [10, 11, 26, 31, 32] for this topic.

DEFINITION 5.4. *Let \mathbb{P} be a set of atomic propositions. An $LTL_{-X}(\mathbb{P})$ formula ϕ is said to be total if there exists a total Büchi automaton \mathcal{A}_ϕ with input alphabet $2^{\mathbb{P}}$ such that \mathcal{A}_ϕ accepts exactly the sequences $\sigma \in (2^{\mathbb{P}})^\omega$ satisfying ϕ .*

Adopting the tool LTL2BA provided by Oddoux and Gastin [22], we may check that the following formulae are total: $p_1 \mathbf{U} p_2$, $\square(p_1 \mathbf{U} p_2)$, $\diamond(p_1 \mathbf{U} p_2)$, $\square(p_1 \rightarrow p_2)$, $\square \diamond(p_1 \rightarrow p_2)$, $\square(p_1 \rightarrow \diamond p_2)$, $\diamond p \wedge \diamond q \wedge \diamond t \wedge \diamond r$, and so on³. Some of these formula are considered as control specifications in [9].

Convention. *For convenience, for any total $LTL_{-X}(\mathbb{P})$ formula ϕ , \mathcal{A}_ϕ denotes a total Büchi automaton with input alphabet $2^{\mathbb{P}}$ which accepts exactly the sequences $\sigma \in (2^{\mathbb{P}})^\omega$ satisfying ϕ .*

In the remainder of this section, we will prove that the control strategy algorithm in Algorithm 1 is complete w.r.t. total $LTL_{-X}(\mathbb{P})$ formulae. Formally, we want to

³The connective \rightarrow and temporal operators \square and \diamond can be defined as usual, see [27, 32].

demonstrate that, given a finite, non-blocking alternating transition system T , an $LTL_{-X}(\mathbb{P})$ formula ϕ and a valuation function \prod , if ϕ is total and there exists a state q_0 and a control strategy f_0 so that $\sigma \models \phi$ for all $\sigma \in Out(q_0, f_0)$, then the control strategy algorithm can find an initial state q and a control strategy f of T enforcing ϕ . According to Corollary 4.11, it is enough to prove that there exists a reactive plan of T satisfying ϕ . So in the rest of this section, we will construct such reactive plan. The desired reactive plan will be obtained from the production automaton of T and \mathcal{A}_ϕ defined below. Similar constructions have appeared in [9, 17, 27].

DEFINITION 5.5. *Let $T = (Q, A, B, \longrightarrow, O, H)$ be a finite, non-blocking alternating transition system, $q_0 \in Q$, ϕ a total $LTL_{-X}(\mathbb{P})$ formula, $\mathcal{A}_\phi = (S, \{x_0\}, 2^{\mathbb{P}}, \rightarrow_{\mathcal{A}_\phi}, F)$ and let $\prod : Q \rightarrow 2^{\mathbb{P}}$ be a valuation function. The product automaton of the pair (T, q_0) and \mathcal{A}_ϕ is defined as $\mathcal{A}_{T, q_0}^\phi = (S_T, S_T^0, A, B, \rightarrow, F_T)$, where*

- $S_T = Q \times S$;
- $S_T^0 = \{(q_0, x_0)\}$;
- $\rightarrow \subseteq S_T \times A \times B \times S_T$ is a transition relation defined as: $(q, x) \xrightarrow{a, b} (q', x')$ if and only if $q \xrightarrow{a, b} q'$ and $x \xrightarrow{\prod(q)}_{\mathcal{A}_\phi} x'$;
- $F_T = Q \times F$ is a set of accepting states of $\mathcal{A}_{T, q_0}^\phi$.

An infinite sequence $\sigma_T \in (S_T)^\omega$ is said to be a run accepted by $\mathcal{A}_{T, q_0}^\phi$ if and only if the following hold:

- (1) $\sigma_T[1] \in S_T^0$,
- (2) for all $i \in \mathbb{N}$, $\sigma_T[i] \xrightarrow{a_i, b_i} \sigma_T[i+1]$ for some $a_i \in A$ and $b_i \in B$, and
- (3) there exists $(q, x) \in F_T$ such that (q, x) appears infinitely often in σ_T .

It is clear that the sets S_T and F_T are finite. For any (finite or infinite) sequence $\alpha_T = (q_1, x_1)(q_2, x_2) \cdots$ over S_T , we define the projections $\Upsilon_T(\alpha_T) = q_1 q_2 \cdots$ and $\Upsilon_A(\alpha_T) = x_1 x_2 \cdots$.

LEMMA 5.6. [9, 17] *The projection $\Upsilon_T(\sigma_T)$ of any accepted run σ_T of $\mathcal{A}_{T, q_0}^\phi$ is a trajectory of T satisfying ϕ .*

Clearly, for any control strategy $f : Q^+ \rightarrow A$ of T , the function $f_T : (S_T)^+ \rightarrow A$ defined as $f_T \triangleq f \circ \Upsilon_T$ is a control strategy of $\mathcal{A}_{T, q_0}^\phi$. The outcome $Out_{\mathcal{A}_{T, q_0}^\phi}((q_0, x_0), f_T)$ of f_T from (q_0, x_0) is defined as $Out_{\mathcal{A}_{T, q_0}^\phi}((q_0, x_0), f_T) \triangleq \{\sigma_T \in (S_T)^\omega : \sigma_T[1] = (q_0, x_0) \text{ and } \forall i \in \mathbb{N} \exists b_i \in B(\sigma_T[i] \xrightarrow{f_T(\sigma_T[1, i]), b_i} \sigma_T[i+1])\}$. Similarly, we may define $Out_{\mathcal{A}_{T, q_0}^\phi}^n((q_0, x_0), f_T)$ ($n \in \mathbb{N}$), $Out_{\mathcal{A}_{T, q_0}^\phi}^+$ and $Out_{\mathcal{A}_{T, q_0}^\phi}^\infty$. For simplicity, we often omit the subscripts in them.

LEMMA 5.7. *Let $T = (Q, A, B, \longrightarrow, O, H)$ be a finite, non-blocking alternating transition system, $q_0 \in Q$, ϕ a total $LTL_{-X}(\mathbb{P})$ formula and let \prod be a valuation function. Suppose that $\mathcal{A}_{T, q_0}^\phi = (S_T, S_T^0, A, B, \rightarrow, F_T)$ is the product automaton of the pair (T, q_0) and \mathcal{A}_ϕ and f_0 is a control strategy of T so that $\sigma \models \phi$ for all $\sigma \in Out(q_0, f_0)$. Then, for control strategy $f_T : (S_T)^+ \rightarrow A$ with $f_T \triangleq f_0 \circ \Upsilon_T$, we have*

- (1) $\alpha_T \in Out^\infty((q_0, x_0), f_T)$ implies $\Upsilon_T(\alpha_T) \in Out^\infty(q_0, f_0)$,
- (2) for any $\sigma_T \in Out((q_0, x_0), f_T)$, σ_T is accepted by $\mathcal{A}_{T, q_0}^\phi$.

Proof. Let $f_T = f_0 \circ \Upsilon_T$. Then (1) follows from $f_T = f_0 \circ \Upsilon_T$, Definition 5.5 and the definition of outcomes. Next, we prove (2). Let $\sigma_T \in Out((q_0, x_0), f_T)$. Then by Definition 5.5 and the definition of $Out((q_0, x_0), f_T)$, it is enough to show that there exists $(q, x) \in F_T$ such that (q, x) appears infinitely often in σ_T . By (1) and $\sigma_T \in Out((q_0, x_0), f_T)$, we obtain $\Upsilon_T(\sigma_T) \in Out(q_0, f_0)$. Then since $\sigma \models \phi$ for all $\sigma \in$

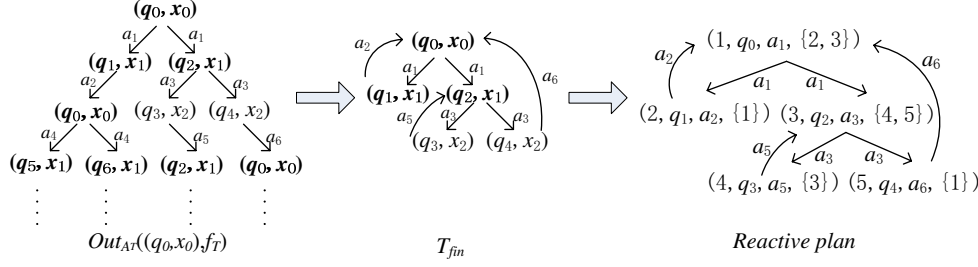


FIG. 5.1. Construction of reactive plan

$Out(q_0, f_0)$, $\prod(\Upsilon_T(\sigma_T))$ is accepted by \mathcal{A}_ϕ . Moreover, it follows from Definition 5.5 that

$$\Upsilon_A(\sigma_T)[i] \xrightarrow{\prod(\Upsilon_T(\sigma_T))[i]}_{\mathcal{A}_\phi} \Upsilon_A(\sigma_T)[i+1] \text{ for all } i \in \mathbb{N}. \quad (5.1)$$

Further, since \mathcal{A}_ϕ is total, $\Upsilon_A(\sigma_T)$ is a unique sequence satisfying (5.1). Then, since $\prod(\Upsilon_T(\sigma_T))$ is accepted by \mathcal{A}_ϕ , $\Upsilon_A(\sigma_T)$ is accepted by \mathcal{A}_ϕ . Thus it follows that there exists $x \in F$ such that x appears infinitely often in $\Upsilon_A(\sigma_T)$. So, since T is finite, there exists a state q of T such that (q, x) appears infinitely often in σ_T . \square

In the following, we take two steps to construct the desired reactive plan. In the first step, we will construct a finite transition transition T_{fin} based on $Out^\infty((q_0, x_0), f_T)$ such that all trajectories of T_{fin} are runs accepted by $\mathcal{A}_{T, q_0}^\phi$. In the second step, we may easily obtain a reactive plan from T_{fin} so that the trajectories generated by this reactive plan are exactly the Υ_T -projections of trajectories of T_{fin} . Then by Lemma 5.6, this reactive plan satisfies ϕ . Fig 5.1 illustrates these two steps. To construct the finite transition transition T_{fin} , we introduce the following function.

DEFINITION 5.8. Let $T = (Q, A, B, \longrightarrow, O, H)$ be a finite, non-blocking alternating transition system, $q_0 \in Q$, ϕ a total $LTL_{-X}(\mathbb{P})$ formula and let \prod be a valuation function. Suppose that $\mathcal{A}_{T, q_0}^\phi = (S_T, S_T^0, A, B, \rightarrow, F_T)$ is the product automaton of the pair (T, q_0) and \mathcal{A}_ϕ , f_0 is a control strategy of T and $f_T = f_0 \circ \Upsilon_T$. The function $ReN : Out^\infty((q_0, x_0), f_T) \rightarrow \mathbb{N} \cup \{\infty\}$ is defined as for any $\alpha_T \in Out^\infty((q_0, x_0), f_T)$,

$$ReN(\alpha_T) = \inf\{n : \text{there exist } i < n \text{ such that } \alpha_T[i] = \alpha_T[n] \in F_T\}.$$

Here, $\inf\emptyset = \infty$. Intuitively, $ReN(\alpha_T) < \infty$ means that there exists an accepting state in F_T occurring in α_T at least two times. Given a run σ_T accepted by $\mathcal{A}_{T, q_0}^\phi$, by Definition 5.5 and 5.8, we have $\sigma_T[j] = \sigma_T[n] \in F_T$ for some $j < n$ and then $ReN(\sigma_T) = n < \infty$. It is easy to check that $\sigma_T[1, j] \circ (\sigma_T[j+1, n])^\omega$ is also a run accepted by $\mathcal{A}_{T, q_0}^\phi$, where $(\sigma_T[j+1, n])^\omega \triangleq \sigma_T[j+1, n] \circ \sigma_T[j+1, n] \circ \dots$. Inspired by this fact, we will construct a finite transition transition T_{fin} based on $Out^\infty((q_0, x_0), f_T)$ such that the trajectories of T_{fin} are runs accepted by $\mathcal{A}_{T, q_0}^\phi$.

DEFINITION 5.9. Let $T = (Q, A, B, \longrightarrow, O, H)$ be a finite, non-blocking alternating transition system, $q_0 \in Q$, ϕ a total $LTL_{-X}(\mathbb{P})$ formula and let \prod be a valuation function. Suppose that $\mathcal{A}_{T, q_0}^\phi = (S_T, S_T^0, A, B, \rightarrow, F_T)$ is the product automaton of the pair (T, q_0) and \mathcal{A}_ϕ , f_0 is a control strategy of T and $f_T = f_0 \circ \Upsilon_T$. The accepting transition system w.r.t. $\mathcal{A}_{T, q_0}^\phi$ and f_T is defined as

$$T_{fin}(\mathcal{A}_{T, q_0}^\phi, f_T) = \langle S_f, A, \rightarrow_f, lab \rangle,$$

where

- $S_f = \{s_T \in \text{Out}^+((q_0, x_0), f_T) : \text{ReN}(s_T) = \infty\}$. That is, the set S_f contains all $s_T \in \text{Out}^+((q_0, x_0), f_T)$ in which each accepting state occurs at most one time;
- $\rightarrow_f \subseteq S_f \times A \times S_f$ is a transition relation defined as: $s_T \xrightarrow{a,b}_f s'_T$ if and only if $a = f_T(s_T)$ and for some $(q, x) \in S_T$ and $b \in B$, $s_T[\text{end}] \xrightarrow{a,b} (q, x)$ and one of the following holds:

- (1) $s_T \circ (q, x) = s'_T$, or
- (2) $\text{ReN}(s_T \circ (q, x)) < \infty$, $s'_T \prec s_T \circ (q, x)$ and $s'_T[\text{end}] = (q, x)$ ⁴;
- $\text{lab} : S_f \rightarrow S_T$ is a label function defined as: for any $s_T \in S_f$, $\text{lab}(s_T) = s_T[\text{end}]$.

An infinite sequence $\sigma_T \in (S_T)^\omega$ is said to be a trajectory of $T_{fin}(\mathcal{A}_{T,q_0}^\phi, f_T)$ if and only if there exists an infinite sequence $s_T^1 s_T^2 \cdots$ over S_f such that $s_T^1 = (q_0, x_0)$ and for any $i \in \mathbb{N}$, $\text{lab}(s_T^i) = \sigma_T[i]$ and $s_T^i \xrightarrow{a_i}_f s_T^{i+1}$.

The left and middle figures in Fig 5.1 illustrate the above construction. In this figure, the nodes labeled by accepting states of \mathcal{A}_{T,q_0}^ϕ are identified in boldface type. In the left figure in Fig 5.1, consider the trajectory $\sigma_T = (q_0, x_0)(q_1, x_1)(q_0, x_0)(q_5, x_1) \cdots$. Clearly, none of accepting states occurs in $\sigma_T[1]$ or $\sigma_T[1, 2]$ two times, while the accepting state (q_0, x_0) occurs in $\sigma_T[1, 3]$ two times. Thus by Definition 5.8 and 5.9, we have $\sigma_T[1], \sigma_T[1, 2] \in S_f$ and $\sigma_T[1, 3] \notin S_f$. Then $\sigma_T[1]$ and $\sigma_T[1, 2]$ are labeled by (q_0, x_0) and (q_1, x_1) , respectively. Furthermore, by the definition of \rightarrow_f , one may check that $\sigma_T[1] \xrightarrow{a_1}_f \sigma_T[1, 2]$ and $\sigma_T[1, 2] \xrightarrow{a_2}_f \sigma_T[1]$.

The following result reveals that the state set of $T_{fin}(\mathcal{A}_{T,q_0}^\phi, f_T)$ is finite and its trajectories are runs accepted by \mathcal{A}_{T,q_0}^ϕ .

LEMMA 5.10. *Let $T = (Q, A, B, \rightarrow, O, H)$ be a finite, non-blocking alternating transition system, $q_0 \in Q$, ϕ a total $LTL_X(\mathbb{P})$ formula and let \prod be a valuation function. Suppose that \mathcal{A}_{T,q_0}^ϕ is the product automaton of the pair (T, q_0) and \mathcal{A}_ϕ and f_0 is a control strategy of T so that $\sigma \models \phi$ for all $\sigma \in \text{Out}(q_0, f_0)$. Let $f_T = f_0 \circ \Upsilon_T$ and let $T_{fin}(\mathcal{A}_{T,q_0}^\phi, f_T) = \langle S_f, A, \rightarrow_f, \text{lab} \rangle$ be the accepting transition system w.r.t. \mathcal{A}_{T,q_0}^ϕ and f_T . Then the following conclusions hold:*

- (1) The set S_f is finite and non-empty.
- (2) The trajectory σ_T of $T_{fin}(\mathcal{A}_{T,q_0}^\phi, f_T)$ is a run accepted by \mathcal{A}_{T,q_0}^ϕ .
- (3) For any $s_T \in S_f$ and for any state q of T , if $\Upsilon_T(s_T[\text{end}]) \xrightarrow{f_T(s_T), b} q$ for some $b \in B$, then there exists $s'_T \in S_f$ such that $s_T \xrightarrow{f_T(s_T)}_f s'_T$ and $\Upsilon_T(s'_T)[\text{end}] = q$.

Proof. See Appendix A. \square

Now we may generate the desired reactive plan from $T_{fin}(\mathcal{A}_{T,q_0}^\phi, f_T)$.

DEFINITION 5.11. *Let T be a finite, non-blocking alternating transition system, q_0 a state T , ϕ a total $LTL_X(\mathbb{P})$ formula and let \prod be a valuation function. Suppose that \mathcal{A}_{T,q_0}^ϕ is the product automaton of the pair (T, q_0) and \mathcal{A}_ϕ and f_0 is a control strategy of T so that $\sigma \models \phi$ for all $\sigma \in \text{Out}(q_0, f_0)$. Let $f_T = f_0 \circ \Upsilon_T$ and let $T_{fin}(\mathcal{A}_{T,q_0}^\phi, f_T) = \langle S_f, A, \rightarrow_f, \text{lab} \rangle$ be the accepting transition system w.r.t. \mathcal{A}_{T,q_0}^ϕ and f_T with $S_f = \{s_T^1, s_T^2, \dots, s_T^m\}$ and $s_T^1 = (q_0, x_0)$. Then the set $RP(T_{fin})$ consists of all SCRs $(i, \Upsilon_T(s_T^i[\text{end}]), a_i, N_i)$ such that*

- (1) $1 \leq i \leq m$,
- (2) $a_i = f_T(s_T^i)$, and
- (3) $N_i = \{j \in \mathbb{N} : s_T^i \xrightarrow{a_i}_f s_T^j\}$.

⁴ $s'_T \prec s_T \circ (q, x)$ means that s'_T is a proper prefix of $s_T \circ (q, x)$, i.e., $s_T \circ (q, x) = s'_T s''_T$ for some $s''_T \in (S_T)^+$.

The right in Fig 5.1 illustrates the above construction w.r.t. T_{fin} (i.e., the middle one in Fig 5.1). In this figure, each plan state corresponds to a unique state of T_{fin} and the action to be executed in each plan state is set to be the one in the corresponding state of T_{fin} . According to (3) in Lemma 5.10 and Definition 3.1, $RP(T_{fin})$ defined above is a reactive plan. In the following, we demonstrate that this reactive plan satisfies ϕ .

THEOREM 5.12. *Let $T = (Q, A, B, \longrightarrow, O, H)$ be a finite, non-blocking alternating transition system, $q_0 \in Q$, ϕ a total $LTL_{-X}(\mathbb{P})$ formula and let $\prod : Q \rightarrow 2^{\mathbb{P}}$ be a valuation function. Suppose that $\mathcal{A}_{T, q_0}^\phi$ is the product automaton of the pair (T, q_0) and \mathcal{A}_ϕ and f_0 is a control strategy of T so that $\sigma \models \phi$ for all $\sigma \in Out(q_0, f_0)$. Let $f_T = f_0 \circ \Upsilon_T$, $T_{fin}(\mathcal{A}_{T, q_0}^\phi, f_T)$ the accepting transition system w.r.t. $\mathcal{A}_{T, q_0}^\phi$ and f_T and let $RP(T_{fin}) = \{(i, \Upsilon_T(s_T^i[end]), a_i, N_i) : 1 \leq i \leq m\}$ be the reactive plan defined by Definition 5.11. Then for any trajectory σ generated by the reactive plan $RP(T_{fin})$, we have $\sigma \models \phi$.*

Proof. Let σ be a trajectory generated by the reactive plan $RP(T_{fin})$. So by Definition 3.2, there exists an infinite sequence $i_1 i_2 \dots$ of plan states in $RP(T_{fin})$ such that

$$i_1 = 1, \sigma[j] = \Upsilon_T(s_T^{i_j}[end]) \text{ and } i_{j+1} \in N_{i_j} \text{ for all } j \in \mathbb{N}. \quad (5.2)$$

We set $\sigma_T = s_T^{i_1}[end] s_T^{i_2}[end] \dots$. Clearly, $\Upsilon_T(\sigma_T) = \sigma$. Therefore, by Lemma 5.6 and 5.10, in order to prove $\sigma \models \phi$, it suffices to show that σ_T is a trajectory of $T_{fin}(\mathcal{A}_{T, q_0}^\phi, f_T)$.

It follows from $i_1 = 1$ and Definition 5.11 that $s_T^{i_1} = (q_0, x_0)$. Let $j \in \mathbb{N}$. By (5.2), we have $i_{j+1} \in N_{i_j}$. Further, it follows from Definition 5.9 and 5.11 that $s_T^{i_j} \xrightarrow{a_{i_j}} f s_T^{i_{j+1}}$. Thus by Definition 5.9, σ_T is a trajectory of $T_{fin}(\mathcal{A}_{T, q_0}^\phi, f_T)$, as desired. \square

Now we arrive at the main result of this section.

THEOREM 5.13. *For any finite, non-blocking alternating transition system $T = (Q, A, B, \longrightarrow, O, H)$, $LTL_{-X}(\mathbb{P})$ formula ϕ and valuation function \prod , if ϕ is total and there exists a state q of T and a control strategy $f : Q^+ \rightarrow A$ such that $\sigma \models \phi$ for all $\sigma \in Out(q, f)$, then the control strategy algorithm can find an initial state q' and a control strategy $f' : Q^+ \rightarrow A$ so that $\sigma \models \phi$ for all $\sigma \in Out(q', f')$.*

Proof. Let $T = (Q, A, B, \rightarrow, O, H)$ be a finite, non-blocking alternating transition system, ϕ an $LTL_{-X}(\mathbb{P})$ formula and $\prod : Q \rightarrow 2^{\mathbb{P}}$ a valuation function. Suppose that ϕ is total and there exists a state q of T and a control strategy $f : Q^+ \rightarrow A$ such that $\sigma \models \phi$ for all $\sigma \in Out(q, f)$. Then, by Theorem 5.12 and Definition 5.9 and 5.11, there exists a reactive plan $RP(T_{fin})$ of T such that all trajectories generated by this reactive plan satisfy ϕ . Therefore, by Corollary 4.11, the control strategy algorithm can find an initial state q' and a control strategy $f_{RP} : Q^+ \rightarrow A$ so that $\sigma \models \phi$ for all $\sigma \in Out(q', f_{RP})$. \square

6. Conclusion and future work. Pola and Tabuada have introduced finite abstractions for control systems Σ with disturbance inputs [23, 24]. However, since these finite abstractions are modeled by finite, non-blocking alternating transition systems rather than usual transition systems, the approaches provided in [9][27][29] are not suitable for finding control strategies for Pola and Tabuada's abstractions. To overcome this defect, this paper presents a control strategy algorithm based on Kabanja et al.'s planning algorithm (see Algorithm 1). This control strategy algorithm can be used to find an initial state and a control strategy of finite, non-blocking alternating

transition system enforcing an given LTL_{-X} formula. The correctness and completeness of this algorithm are explored. We demonstrate that this algorithm is correct (see Theorem 5.1) and is complete w.r.t total LTL_{-X} formulas (see Theorem 5.13). But it is still an open problem: whether Theorem 5.13 holds for all LTL_{-X} formulas. We will explore this problem in further work.

Now, we may adopt the control strategy algorithm to find an initial state and a control strategy of Pola and Tabuada's finite abstraction enforcing an LTL_{-X} formula ϕ . However, the control problem in the design of control system is:

PROBLEM 2. *Given a control system Σ with disturbance inputs and an LTL_{-X} formula φ as specification, how to construct a feedback controller such that all trajectories of Σ with this controller satisfy φ even in the presence of disturbance inputs?*

Thus a natural question arises at this point: if an initial state and a control strategy of finite abstraction enforcing an LTL_{-X} formula φ have been found, whether the controller for finite abstraction can be applied to the original systems to meet φ ? We have dealt with this problem in [33].

Appendix A.

In this appendix, we fix a finite, non-blocking alternating transition system $T = (Q, A, B, \longrightarrow, O, H)$, an initial state $q_0 \in Q$, a total $LTL_{-X}(\mathbb{P})$ formula ϕ , $\mathcal{A}_\phi = (S, \{x_0\}, 2^{\mathbb{P}}, \rightarrow_{\mathcal{A}_\phi}, F)$, a valuation function $\Pi : Q \rightarrow 2^{\mathbb{P}}$, a control strategy $f_0 : Q^+ \rightarrow A$ such that $\sigma \models \phi$ for all $\sigma \in Out(q_0, f_0)$. Suppose that $\mathcal{A}_{T, q_0}^\phi = (S_T, S_T^0, A, B, \rightarrow, F_T)$ is the product automaton of the pair (T, q_0) and \mathcal{A}_ϕ (see Definition 5.5), and the control strategy $f_T : (S_T)^+ \rightarrow A$ is defined as $f_T \triangleq f_0 \circ \Upsilon_T$. Before proving Lemma 5.10, we provide two auxiliary results.

LEMMA A.1. (1) *For any $\sigma \in Out(q_0, f_0)$, there exists a unique $\sigma_T \in Out((q_0, x_0), f_T)$ such that $\Upsilon_T(\sigma_T) = \sigma$.*

(2) *For any $s \in Out^+(q_0, f_0)$, there exists a unique $s_T \in Out^+((q_0, x_0), f_T)$ such that $\Upsilon_T(s_T) = s$.*

(3) *For any $\alpha_T \in Out^\infty((q_0, x_0), f_T)$, if $ReN(\alpha_T) = n$ then for any $k < n$, $ReN(\alpha_T[1, k]) = \infty$.*

Proof. (1) Let $\sigma \in Out(q_0, f_0)$. Then $\sigma \models \phi$. It follows from Definition 2.4 that $\Pi(\sigma) \models \phi$. Then $\Pi(\sigma)$ is accepted by \mathcal{A}_ϕ . Thus by Definition 5.2 and 5.3, there exists a run $x_1 x_2 \cdots \in S^\omega$ accepted by \mathcal{A}_ϕ such that

$$x_1 = x_0 \text{ and } x_i \xrightarrow{\Pi(\sigma[i])}_{\mathcal{A}_\phi} x_{i+1} \text{ for all } i \in \mathbb{N}. \quad (\text{A.1})$$

Moreover, it follows from $\sigma \in Out_T(q_0, f_0)$ that for any $i \in \mathbb{N}$, there exists $b_i \in B$ such that $\sigma[i] \xrightarrow{f_0(\sigma[1, i], b_i)} \sigma[i+1]$. This together with (A.1) and Definition 5.5 implies that for any $i \in \mathbb{N}$,

$$(\sigma[i], x_i) \xrightarrow{f_0(\sigma[1, i], b_i)} (\sigma[i+1], x_{i+1}). \quad (\text{A.2})$$

We set $\sigma_T = (\sigma[1], x_1)(\sigma[2], x_2) \cdots$. Clearly, $\Upsilon_T(\sigma_T) = \sigma$ and $\sigma_T[1] = (q_0, x_0)$. Furthermore, since $f_T = f_0 \circ \Upsilon_T$, we get $f_T(\sigma_T[1, i]) = f_0(\sigma[1, i])$ for all $i \in \mathbb{N}$. Thus it follows from (A.2) that for any $i \in \mathbb{N}$, $(\sigma[i], x_i) \xrightarrow{f_T(\sigma_T[1, i], b_i)} (\sigma[i+1], x_{i+1})$. Therefore, we obtain $\sigma_T \in Out((q_0, x_0), f_T)$.

To show the uniqueness of such σ_T , let $\sigma'_T \in Out((q_0, x_0), f_T)$ and $\Upsilon_T(\sigma'_T) = \sigma$. Then since \mathcal{A}_ϕ is total, there exists a unique run $x_1 x_2 \cdots$ such that $x_1 = x_0$ and $x_i \xrightarrow{\Pi(\sigma[i])}_{\mathcal{A}_\phi} x_{i+1}$ for all $i \in \mathbb{N}$. So by Definition 5.5, it is easy to check that $\Upsilon_A(\sigma'_T) = \Upsilon_A(\sigma_T)$. Then it follows from $\Upsilon_T(\sigma'_T) = \sigma = \Upsilon_T(\sigma_T)$ that $\sigma'_T = \sigma_T$.

(2) Let $s \in \text{Out}^+(q_0, f_0)$. Then by the definition of $\text{Out}^+(q_0, f_0)$ and $\text{Out}(q_0, f_0)$, s is a prefix of σ for some $\sigma \in \text{Out}(q_0, f_0)$. So by (1), there exists $\sigma_T \in \text{Out}((q_0, x_0), f_T)$ such that $\Upsilon_T(\sigma_T) = \sigma$ and σ_T is accepted by $\mathcal{A}_{T, q_0}^\phi$. Thus we have $\Upsilon_T(\sigma_T[1, |s|]) = s$ and $\sigma_T[1, |s|] \in \text{Out}^+((q_0, x_0), f_T)$. Similar to (1), we may show that $\sigma_T[1, |s|]$ is a unique sequence satisfying the condition.

(3) Follows from Definition 5.8. \square

LEMMA A.2. *There exists $n \in \mathbb{N}$ such that for all $\sigma_T \in \text{Out}((q_0, x_0), f_T)$, we have $\text{ReN}(\sigma_T) \leq n$.*

Proof. Suppose that for any $n \in \mathbb{N}$, there exists $\sigma_T^n \in \text{Out}((q_0, x_0), f_T)$ such that $\text{ReN}(\sigma_T^n) > n$. We will give a contradiction. To this end, the following claim is provided first.

Claim. We may construct an infinite sequence $\sigma_T \in (S_T)^\omega$ satisfying that for any $k \in \mathbb{N}$, there exist $k_i \in \mathbb{N}(i \in \mathbb{N})$ with $k_1 < k_2 < k_3 < \dots$ such that $\sigma_T^{k_i}[1, k] = \sigma_T[1, k]$ for any $i \in \mathbb{N}$.

We construct such a sequence by induction on k . Let $k = 1$. We set $\sigma_T[1] = (q_0, x_0)$ and $k_i = i$ for each $i \in \mathbb{N}$. Then for any $i \in \mathbb{N}$, $\sigma_T^{k_i}[1] = \sigma_T^i[1] = (q_0, x_0) = \sigma_T[1]$ follows from $\sigma_T^i \in \text{Out}((q_0, x_0), f_T)$.

Suppose that $k = m + 1$ and we have found $\sigma_T[1, m]$ and $m_i \in \mathbb{N}(i \in \mathbb{N})$ with $m_1 < m_2 < m_3 < \dots$ such that $\sigma_T^{m_i}[1, m] = \sigma_T[1, m]$ for all $i \in \mathbb{N}$. Since S_T is finite, the set $\{\sigma_T^{m_i}[m+1] : i \in \mathbb{N}\}$ is finite. So there exists $(q_k, x_k) \in \{\sigma_T^{m_i}[m+1] : i \in \mathbb{N}\}$ and $k_i \in \{m_1, m_2, \dots\}(i \in \mathbb{N})$ with $k_1 < k_2 < k_3 < \dots$ such that $\sigma_T^{k_i}[m+1] = (q_k, x_k)$ for all $i \in \mathbb{N}$. We set $\sigma_T[k] = (q_k, x_k)$. Thus it follows that $\sigma_T^{k_i}[1, k] = \sigma_T[1, m] \circ (q_k, x_k) = \sigma_T[1, k]$ for all $i \in \mathbb{N}$.

Now, we return to the proof of this lemma. It is easy to check that $\sigma_T \in \text{Out}((q_0, x_0), f_T)$. Then by Lemma 5.7, σ_T is accepted by $\mathcal{A}_{T, q_0}^\phi$. To obtain a contradiction, we will show that σ_T is not accepted by $\mathcal{A}_{T, q_0}^\phi$ below.

Let $k \in \mathbb{N}$. Since $k_1 < k_2 < \dots$, there exists $i_k \in \{k_1, k_2, \dots\}$ such that $i_k > k$. So by the above claim and the supposition at the beginning of the proof, we obtain $\sigma_T^{i_k}[1, k] = \sigma_T[1, k]$ and $\text{ReN}(\sigma_T^{i_k}) > i_k > k$. Further, by Definition 5.8, we have $\text{ReN}(\sigma_T) > i_k > k$. Then, since k is an arbitrary nature number, we get $\text{ReN}(\sigma_T) = \infty$. Since the accepting state set F_T is finite, it follows from Definition 5.8 and $\text{ReN}(\sigma_T) = \infty$ that there does not exist $(q, x) \in F_T$ such that (q, x) appears infinitely often in σ_T . So σ_T is not accepted by $\mathcal{A}_{T, q_0}^\phi$. \square

Lemma 5.10. *Let $T = (Q, A, B, \xrightarrow{\quad}, O, H)$ be a finite, non-blocking alternating transition system, $q_0 \in Q$, ϕ a total LTL $_{-X}(\mathbb{P})$ formula, $\mathcal{A}_\phi = (S, \{x_0\}, 2^{\mathbb{P}}, \rightarrow_{\mathcal{A}_\phi}, F)$ and let $\prod : Q \rightarrow 2^{\mathbb{P}}$ be a valuation function. Suppose that $\mathcal{A}_{T, q_0}^\phi = (S_T, S_T^0, A, B, \rightarrow, F_T)$ is the product automaton of the pair (T, q_0) and \mathcal{A}_ϕ and f_0 is a control strategy of T so that $\sigma \models \phi$ for all $\sigma \in \text{Out}(q_0, f_0)$. Let $f_T = f_0 \circ \Upsilon_T$ and let $T_{f_{in}}(\mathcal{A}_{T, q_0}^\phi, f_T) = \langle S_f, A, \rightarrow_f, \text{lab} \rangle$ be the accepting transition system w.r.t. $\mathcal{A}_{T, q_0}^\phi$ and f_T . Then the following conclusions hold:*

(1) *The set S_f is finite and non-empty.*

(2) *The trajectory σ_T of $T_{f_{in}}(\mathcal{A}_{T, q_0}^\phi, f_T)$ is a run accepted by $\mathcal{A}_{T, q_0}^\phi$.*

(3) *For any $s_T \in S_f$ and for any state $q \in Q$ of T , if $\Upsilon_T(s_T[\text{end}]) \xrightarrow{f_T(s_T), b} q$ for some $b \in B$, then there exists $s'_T \in S_f$ such that $s_T \xrightarrow{f_T(s_T)}_f s'_T$ and $\Upsilon_T(s'_T)[\text{end}] = q$.*

Proof. (1) Clearly, $(q_0, x_0) \in S_f$ and then S_f is non-empty. Next, we show that S_f is finite. By Lemma A.2, there exists $n \in \mathbb{N}$ such that $\text{ReN}(\sigma_T) \leq n$ for any

$\sigma_T \in \text{Out}((q_0, x_0), f_T)$. Since $S_T = Q \times S$ is finite, $\text{Out}^i((q_0, x_0), f_T)$ is finite for any $i \in \mathbb{N}$ and then $\bigcup_{i < n} \text{Out}^i((q_0, x_0), f_T)$ is finite. So to complete the proof, we just need to show that $S_f \subseteq \bigcup_{i < n} \text{Out}^i((q_0, x_0), f_T)$.

Let $s_T \in S_f$. Then by Definition 5.9, we have $\text{ReN}(s_T) = \infty$. On the other side, by Lemma 5.7, we obtain $\Upsilon_T(s_T) \in \text{Out}^+(q_0, f_0)$. Then, since T is non-blocking, by Definition 4.1, there exists $\sigma \in \text{Out}(q_0, f_0)$ such that $\Upsilon_T(s_T)$ is a prefix of σ . Thus by Lemma A.1, there exists $\sigma_T \in \text{Out}((q_0, x_0), f_T)$ such that s_T is a prefix of σ_T . Further, since $\text{ReN}(\sigma_T) \leq n$ and $\text{ReN}(s_T) = \infty$, by Definition 5.8, we get $|s_T| < \text{ReN}(\sigma_T) \leq n$.

(2) Let σ_T be a trajectory of $T_{fin}(\mathcal{A}_{T,q_0}^\phi, f_T)$. Then by (2) in Lemma 5.7, it is enough to show that $\sigma_T \in \text{Out}((q_0, x_0), f_T)$. By Definition 5.9, there exists a sequence $s_T^1 s_T^2 \dots$ over S_f such that

$$s_T^1 = (q_0, x_0) \text{ and for any } i \in \mathbb{N}, s_T^i[\text{end}] = \sigma_T[i] \text{ and } s_T^i \xrightarrow{a_i} s_T^{i+1}.$$

Thus it follows from Definition 5.9 that $\sigma_T[1] = (q_0, x_0)$ and for any $i \in \mathbb{N}$, there exists $(q, x) \in S_T$ and $b \in B$ such that $a_i = f_T(s_T^i)$, $\sigma_T[i] \xrightarrow{a_i, b} (q, x)$ and $s_T^{i+1}[\text{end}] = \sigma_T[i+1] = (q, x)$. Then it follows that $\sigma_T \in \text{Out}((q_0, x_0), f_T)$.

(3) Let $s_T \in S_f$, $q \in Q$, $\text{ReN}(s_T) = \infty$ and $\Upsilon_T(s_T[\text{end}]) \xrightarrow{f_T(s_T), b} q$ for some $b \in B$. For convenience, we put $s = \Upsilon_T(s_T)$. By (1) in Lemma 5.7, we have $s \in \text{Out}^+(q_0, f_0)$. Then it follows from $s[\text{end}] \xrightarrow{f_T(s_T), b} q$ and $f_T(s_T) = f_0(s)$ that $sq \in \text{Out}^+(q_0, f_0)$. So by (2) in Lemma A.1, there exists a unique $s'_T \in \text{Out}^+((q_0, x_0), f_T)$ such that $\Upsilon_T(s'_T) = sq$. Similarly, s_T is a unique sequence in $\text{Out}^+((q_0, x_0), f_T)$ such that $\Upsilon_T(s_T) = s$. Thus $s_T \circ (q, x) = s'_T$ for some state $x \in S$ of \mathcal{A}_ϕ . If $\text{ReN}(s'_T) = \infty$ then by Definition 5.9, we obtain $s'_T \in S_f$, $s_T \xrightarrow{f_T(s_T)} s'_T$ and $\Upsilon_T(s'_T[\text{end}]) = q$. Suppose that $\text{ReN}(s'_T) < \infty$. Then since $\text{ReN}(s_T) = \infty$ and $s_T \circ (q, x) = s'_T$, by Definition 5.8, there exists $s''_T \prec s'_T$ such that $s''_T[\text{end}] = s'_T[\text{end}]$ and $\text{ReN}(s''_T) = \infty$. Further, by Definition 5.9, we have $s''_T \in S_f$, $s_T \xrightarrow{f_T(s_T)} s''_T$ and $\Upsilon_T(s''_T[\text{end}]) = q$. \square

REFERENCES

- [1] R. Alur and T. A. Henzinger, *Discrete abstractions of hybrid systems*, in Proceedings of The IEEE, 88(7), 2000, pp. 971-984.
- [2] R. Alur and D. L. Dill, *A theory of timed automata*, Theoretical Computer Science, 126 (1994), pp. 183-235.
- [3] R. Alur, C. Courcoubetis, N. Halbwachs, T. A. Henzinger, P.-H. Ho, X. Nicollin, A. Olivero, J. Sifakis, and S. Yovine, *The algorithmic analysis of hybrid systems*, Theoretical Computer Science, 138 (1995), pp. 3-34.
- [4] M. Antoniotti and B. Mishra, *Discrete Event Models + Temporal Logic = Supervisory Controller: Automatic Synthesis of Locomotion Controllers*, in Proceedings of IEEE International Conference on Robotics and Automation, Nagoya-shi, Japan, 1995, pp. 1441-1446.
- [5] T. H. Cormen, C. E. Leiserson, R. L. Rivest, and C. Stein, *Introduction to Algorithms*, 2nd ed, Cambridge, MA and New York: MIT Press and McGraw-Hill Book Company, 2001.
- [6] E. W. Dijkstra, *A note on two problems in connexion with graphs*, Numerische Mathematik, 1 (1959), pp.269-271.
- [7] E. A. Emerson, *Temporal and modal logic*, in Handbook of theoretical computer science: formal models and semantics, vol.B, J. van Leeuwen, Ed. Amsterdam, The Netherlands: North Holland/MIT Press, 1990, pp.995-1072.
- [8] G. E. Fainekos, H. Kress-Gazit, and G. J. Pappas, *Temporal logic motion planning for mobile robots*, in Proceedings of the 2005 IEEE International Conference on Robotics and Automation (ICRA), Barcelona, Spain, 2005, pp. 2020-2025.
- [9] G. E. Fainekos, H. Kress-Gazit, and G. J. Pappas, *Hybrid controllers for path planning: A temporal logic approach*, in Proceedings of 44th IEEE Conference on Decision and Control

- and 8th European Control Conference (CDC-ECC'05), vol.5, Seville, Spain, 2005, pp. 4885-4890.
- [10] P. Gastin and D. Oddoux, *Fast LTL to Büchi automata translation*, in Proceedings of 13th Conference on Computation Aided Verification (CAV01), LNCS 2102, Paris, France, 2001, Springer-Verlag, pp. 53-65.
- [11] R. Gerth, D. Peled, M. Vardi, and P. Wolper, *Simple on-the-fly automatic verification of linear temporal logic*, in Proceedings of 15th IFIP WG6.1 International Symposium on Protocol Specification, Testing and Verification XV, London, U.K., 1996, pp. 3-18.
- [12] L. Habets and J. H. van Schuppen, *A control problem for affine dynamical systems on a full-dimensional polytope*, *Automatica*, 40 (2004), pp. 21-35.
- [13] L. Habets and J. H. van Schuppen, *Control of piecewise-linear hybrid systems on simplices and rectangles*, in Proceedings of Hybrid systems: Computation and control, LNCS 2034, Rome, Italy, 2001, Springer-Verlag, pp. 261-274.
- [14] T. A. Henzinger, P. W. Kopke, A. Puri, and P. Varaiya, *What's Decidable about Hybrid Automata?*, *Journal of Computer and System Sciences*, 57 (1998), 94-124.
- [15] T. A. Henzinger and R. Majumdar, *Symbolic model checking for rectangular hybrid systems*, in Proceedings of the Sixth International Workshop on Tools and Algorithms for the Construction and Analysis of Systems, LNCS 1785, Berlin, Germany, 2000, Springer-Verlag, pp. 142-156.
- [16] F. Kabanza, M. Barbeau, and R. St-Denis, *Planning control rules for reactive agents*, *Artificial Intelligence*, 95 (1997), pp. 67-113.
- [17] M. Kloetzer and C. Belta, *A Fully Automated Framework for Control of Linear Systems from LTL Specifications*, *IEEE transactions on automatic control*, 53 (2008), pp. 287-297.
- [18] X. Koutsoukos, P. Antsaklis, J. Stiver, and M. Lemmon, *Supervisory control of hybrid systems*, in Proceedings of the IEEE, 88 (2002), pp. 1026-1049.
- [19] B. C. Kuo, *Automatic control systems*, Prentice-Hall, New York, 1975.
- [20] B. Lacerda and P. U. Lima, *Linear-Time Temporal Logic Control of Discrete Event Models of Cooperative Robots*, *Journal of Physical Agents*, 2 (2008), pp. 53-61.
- [21] G. Lafferriere, G. J. Pappas, and S. Sastry, *O-minimal hybrid systems*, *Mathematics of Control, Signals, and Systems*, 13 (2000), pp. 1-21.
- [22] D. Oddoux and Paul Gastin, *LTL 2 BA: fast translation from LTL formulae to Büchi automata*, available at <http://www.lsv.ens-cachan.fr/~gastin/ltl2ba/>.
- [23] G. Pola and P. Tabuada, *Symbolic models for nonlinear control systems: Alternating approximate bisimulations*, *SIAM Journal on Control and Optimization*, 48 (2009), pp. 719-733.
- [24] G. Pola and P. Tabuada, *Symbolic models for nonlinear control systems affected by disturbances*, in Proceedings of 47th IEEE Conference on Decision and Control, Cancun, Mexico, 2008, pp. 251-256.
- [25] G. Pola, A. Girard, and P. Tabuada, *Approximately bisimilar symbolic models for nonlinear control systems*, *Automatica*, 44 (2008), pp. 2508-2516.
- [26] F. Somenzi and R. Bloem, *Efficient büchi automata from LTL formulae*, in Proceedings of the 12th International Conference on Computer Aided Verification, LNCS 1855, Chicago, USA, 2000, Springer-Verlag, pp. 248 - 263.
- [27] P. Tabuada and G. J. Pappas, *Linear time logic control of discrete-time linear systems*, *IEEE Transactions on Automatic Control*, 51(12), 2006, pp. 1862-1877.
- [28] P. Tabuada and G. J. Pappas, *Finite bisimulations of controllable linear systems*, in Proceedings of the 42nd IEEE Conference on Decision and Control, Hawaii, USA, 2003, pp. 634-639.
- [29] P. Tabuada and G. J. Pappas, *From discrete specifications to hybrid control*, in Proceedings of the 42nd IEEE Conference on Decision and Control, Hawaii, USA, 2003, pp. 3366-3371.
- [30] P. Tabuada, *Symbolic models for control systems*, *Acta Informatica*, 43 (2007), pp. 477-500.
- [31] P. Wolper, M. Vardi, and A. Sistla, *Reasoning about infinite computation paths*, in Proceedings of 24th IEEE Annual Symposium on Foundations of Computer Science, Tucson, USA, 1983, pp. 185-194.
- [32] P. Wolper, *Constructing automata from temporal logic formulas: A tutorial*, in Proceedings of Lectures Formal Methods Performance Analysis: First EEF/Euro Summer School on Trends in Computer Science, LNCS 2090, Nijmegen, the Netherlands, 2001, Springer-Verlag, pp. 261-277.
- [33] J. Zhang, Z. Zhu, and J. Yang, *Linear time logic control of linear systems with disturbances*, manuscript (2010).