

Kn 26, a New Quadrupolar Planetary Nebula^{*}

M.A. Guerrero¹, L.F. Miranda^{2,3}, G. Ramos-Larios⁴, and R. Vázquez⁵

¹ Instituto de Astrofísica de Andalucía (IAA-CSIC), Glorieta de la Astronomía s/n, E-18008 Granada, Spain

² Departamento de Física Aplicada, Facultad de Ciencias, Campus Lagoas-Marcosende s/n, Universidade de Vigo, E-36310, Vigo, Spain

³ Consejo Superior de Investigaciones Científicas (CSIC), c/ Serrano 117, E-28006 Madrid, Spain

⁴ Instituto de Astronomía y Meteorología, Av. Vallarta No. 2602, Col. Arcos Vallarta, C.P. 44130 Guadalajara, Jalisco, Mexico

⁵ Instituto de Astronomía, Universidad Nacional Autónoma de México, Apdo. Postal 877, 22800 Ensenada, B.C., Mexico
e-mail: mar@iaa.es, lfm@iaa.es, gerardo@astro.iam.udg.mx, vazquez@astro.unam.mx

Received sometime; accepted later

ABSTRACT

Once classified as an emission line source, the planetary nebula (PN) nature of the source Kn 26 has been only recently recognized in digital sky surveys. To investigate the spectral properties and spatio-kinematical structure of Kn 26, we have obtained high spatial-resolution optical and near-IR narrow-band images, high-dispersion long-slit echelle spectra, and intermediate-resolution spectroscopic observations. The new data reveal an hourglass morphology typical of bipolar PNe. A detailed analysis of its morphology and kinematics discloses the presence of a second pair of bipolar lobes, making Kn 26 a new member of the subclass of quadrupolar PNe. The time-lap between the ejection of the two pairs of bipolar lobes is much smaller than their dynamical ages, implying a rapid change of the preferential direction of the central engine. The chemical composition of Kn 26 is particularly unusual among PNe, with a low N/O ratio (as of type II PNe) and a high helium abundance (as of type I PNe), although not atypical among symbiotic stars. Such an anomalous chemical composition may have resulted from the curtail of the time in the Asymptotic Giant Branch by the evolution of the progenitor star through a common envelope phase.

Key words. (ISM:) planetary nebulae: individual: Kn 26 – infrared: ISM – star:AGB and post-AGB

1. Introduction

In recent years, narrow-band optical surveys of the Galaxy and near- and mid-IR mapping of the sky have incessantly increased the population of known Galactic planetary nebulae (PNe) and their immediate precursors, post-AGB stars and proto-PNe (e.g., Parker et al., 2006; Suárez et al., 2006; Miszalski et al., 2008; Viironen et al., 2009). This observational effort has allowed us a better assessment of the role of PNe in the Galaxy chemical enrichment and on the processes of PNe formation and evolution. Incidentally, these surveys have revealed a number of PNe with very peculiar morphologies, physical structures and evolutionary situations (e.g., Mampaso et al., 2006; Miszalski et al., 2011). These new objects are providing interesting case studies to investigate the complexity of the PN phenomenon.

^{*} Based on observations made with the Nordic Optical Telescope (NOT) and the William Herschel Telescope (WHT) on the island of La Palma in the Spanish Observatorio del Roque de los Muchachos of the Instituto de Astrofísica de Canarias (IAC), the 2.1-m telescope of the Observatorio Astronómico Nacional at the Sierra de San Pedro Mártir (OAN-SPM), and the 1.5-m telescope at the Observatorio de Sierra Nevada (OSN), Granada, Spain. NOT is operated jointly by Denmark, Finland, Iceland, Norway, and Sweden. WHT is operated by the Isaac Newton Group. The 2.1-m telescope at the OAN-SPM is a national facility operated by the Instituto de Astronomía of the Universidad Nacional Autónoma de México. The 1.5-m telescope at the OSN is operated by the Instituto de Astrofísica de Andalucía (IAA). The data presented here were obtained in part with ALFOSC, which is provided by the IAA under a joint agreement with the University of Copenhagen and NOTSA.

Using existing digital sky surveys such as the POSS-I and POSS-II surveys, Jacoby et al. (2010) presented Kn 26, a bipolar PN candidate previously known as the emission line source Lan 384 (Lanning & Meakes, 2000; Eracleous et al., 2002). An inspection of the narrow-band H α image of Kn 26 presented by Jacoby et al. (2010) suggests a bipolar morphology with an intriguing S-shaped point-symmetric structure, whereas the optical spectroscopy presented by Eracleous et al. (2002) supports its classification as a PN.

To confirm the PN nature of Kn 26 and to investigate its morphology, kinematics, physical structure and physical conditions and chemical abundances, we have obtained high spatial-resolution optical and near-IR narrow-band images of this nebula in conjunction with intermediate-dispersion and echelle long-slit spectroscopic observations. The analyses of these data presented in this paper allow us to conclude that Kn 26 is a true PN (PN G084.7–08.0, following the standard rules of nomenclature for PNe), whose spatio-kinematical properties make a new member of the quadrupolar class of PNe (Manchado et al., 1996). We next describe the observations in Sect. 2 and provide the main results in Sect. 3. These are discussed in Sect. 4 and summarized in Sect. 5.

2. Observations

2.1. Narrow-band imaging

Narrow-band H α , [N II] λ 6583, and [O III] λ 5007 images of Kn 26 have been acquired on 2009 June 21 using ALFOSC (Andalucía Faint Object Spectrograph and Camera) at the 2.56m Nordic Optical Telescope (NOT) of the Observatorio de Roque

Table 1. Properties of the Narrow-band Filters

Optical Filter	λ_c (Å)	$\Delta\lambda$ (Å)	Transmission peak (%)	Near-IR Filter	λ_c (μm)	$\Delta\lambda$ (μm)	Transmission peak (%)
[O III]	5007	30	77	H ₂	2.122	0.032	70
H α	6567	8	60	Bry	2.166	0.032	73
[N II]	6588	9	62	K continuum	2.270	0.034	72

de los Muchachos (ORM, La Palma, Spain). The central wavelength (λ_c), bandwidth ($\Delta\lambda$), and transmission peaks of these filters are provided in Table 1. The EEV 2048×2048 CCD with pixel size 13.5 μm was used as detector and the exposure time was 900 s for each filter. The images have a plate scale of 0'184 pixel⁻¹, a field of view (FoV) 6'3×6'3, and a spatial resolution of 0'7, as determined from the FWHM of stars in the FoV. The data were bias-subtracted and flat-fielded by twilight flats using standard IRAF¹ V2.14.1 routines. Figure 1-*top* shows a color-composite picture of the optical narrow-band images of Kn 26.

Narrow-band H₂ 2.1218 μm , Bry 2.1658 μm , and K continuum at 2.270 μm images of Kn 26 were obtained on 2010 June 27 using LIRIS (Long-Slit Intermediate Resolution Infrared Spectrograph, Acosta-Pulido et al., 2003) at the Cassegrain focus of the 4.2m William Herschel Telescope (WHT) at the ORM. As for the optical filters, the central wavelength, bandwidth, and transmission peak of these filters are listed in Table 1. The detector was a 1k×1k HAWAII array with plate scale 0'25 pixel⁻¹ and the FoV 4'3×4'3. We obtained series of 4 exposures with integration time 60 s on each filter, for total effective exposure times of 720 s for H₂ and Bry, and 480 s for K continuum. For each series of 4 exposures, the nebula was placed at the center of each quadrant of the detector to acquire simultaneously the object and, by combining directly the 4 exposures, the sky. The data reduction was carried out using the dedicated software LIRISDR (LIRIS Data Reduction package), a pipeline for the automatic reduction of near-IR data developed within the IRAF environment. The reduction performed by LIRISDR includes standard and additional non-standard steps such as bad pixel mapping, cross-talk correction, flat-fielding, sky subtraction, removal of reset anomaly effect, field distortion correction, and final image shift and co-addition. Figure 1-*center* shows a color-composite picture of the near-IR narrow-band images of Kn 26. The lack of nebular continuum emission and the brighter emission in H₂ with respect to Bry results in the red appearance of the nebula in this picture. The spatial resolution, as determined from the FWHM of stars in the FoV, is $\approx 0'8$.

In addition, we have registered the optical and near-IR images to compare the emission in the H₂, [N II], and [O III] emission lines. The color composite picture is shown in Figure 1-*bottom*.

2.2. Spectroscopic observations

Intermediate-resolution long-slit spectra of Kn 26 were obtained on 2011 October 5, using the ALBIREO spectrograph at the 1.5 m telescope of the Observatorio de Sierra Nevada (OSN), Granada, Spain. A Marconi 2048×2048 CCD was used as a detector, in conjunction with a 400 l mm⁻¹ grating blazed at 5500 Å. The slit length was $\approx 6'$ and its width was set at 50 μm ($\approx 2.5''$)

¹ IRAF is distributed by the National Optical Astronomy Observatory, which is operated by the Association of Universities for Research in Astronomy, Inc., under cooperative agreement with the National Science Foundation.

to match the seeing during the observations. The binning 2×2 of the detector implied plate and spectral scales of 0'30 pix⁻¹ and 1.89 Å pix⁻¹, respectively. The spectral resolution was ≈ 4.7 Å, the wavelength uncertainty ≈ 1 Å, and the spectral range covered 3600–7200 Å.

Two positions with exposures of 1800 seconds were obtained with the slit centered on the central star and oriented along the position angles (P.A.) 112° and 147°, i.e., along the axis of the major bipolar lobes and along the bright S-shaped region. The observations were flux calibrated using spectra of the spectrophotometric standard stars G 191-B2B and Hiltner 600 acquired on the same night. All spectra were bias-subtracted, flat-fielded, wavelength, and flux calibrated following standard IRAF procedures.

Long-slit high dispersion spectroscopy on the H α and [N II] $\lambda 6583$ lines of Kn 26 has been acquired on 2010 June 13 using the Manchester Echelle Spectrometer (MES, Meaburn et al., 2003) mounted on the 2.1 m (f/7.5) telescope at the Observatorio Astronómico Nacional de San Pedro Mártir (OAN-SPM, Mexico). The 2048 × 2048 Thomson CCD with a pixel size of 15 μm was used, resulting a plate scale of 0'352 pixel⁻¹ and a dispersion of 0.06 Å pixel⁻¹. The 2'' wide slit was set across the central star and oriented along the axes of the major bipolar lobes (P.A.=110°) and minor bipolar lobes (P.A.=65°) with on-chip binning 1×1 and 2×2 and spectral resolutions ≈ 6 km s⁻¹ and ≈ 12 km s⁻¹, respectively. The spectra were wavelength calibrated with a Th-Ar arc lamp to an accuracy of ± 1 km s⁻¹.

3. Results

3.1. Morphology

The images of Kn 26 in Figure 1 reveal the following morphological components: (1) the major bipolar lobes, a pair of large bipolar lobes extending $\approx 110''$ along PA $\approx 110^\circ$; (2) the minor bipolar lobes, a pair of small bipolar lobes extending $\approx 75''$ along PA $\approx 75^\circ$; and (3) a central elliptical ring. These components, marked on the sketch of Kn 26 in Figure 2, are described in more detail next.

The major bipolar lobes, very prominent in [N II] and H₂, have open ends, becoming very faint at large distances from the nebular center. Their inner regions show a clear point-symmetric brightness distribution defined by two arcs that trace the central ring and the edges of the lobes in these innermost regions. This same point-symmetric intensity distribution is present at other locations of the lobes, very particularly in the H₂ image, such as the bars located 36''–54'' from the nebula center that trace the southern edge of the SE bipolar lobe and northern edge of the NW lobe, and the regions at 36'' and PA $\approx 75^\circ$ and 255° coincident with the polar caps of the minor bipolar lobes that define the northern and southern edges of the SE and NW bipolar lobes, respectively. The H α image presents similar structures as those observed in [N II], whereas in the [O III] image the point-symmetric arcs are observed as a high-excitation region (blue in




Fig. 1. Color-composite optical (*top*), near-IR (*center*), and optical/near-IR (*bottom*) narrow-band pictures of Kn 26. The narrow-band filters and colors assigned to each picture are labeled on them. The FoV is $150'' \times 85''$, whereas the insets show in greater detail the innermost $8''.5 \times 14''.5$ nebular regions. In all pictures north is up, east to the left.

Fig. 1-*top*) along the major nebular axis with an extent of $\approx 5''$ at both sides of the star at the center of the nebula.

The minor bipolar lobes have elliptical shape (Fig. 2) and are closed, at variance with the major bipolar lobes. The NE lobe has a maximum extent from the center of $31''.6$, while the SW lobe reaches up to $34''.7$. The polar regions of these lobes are particularly bright, especially for the NE lobe. As for the major

bipolar lobes, the inner regions of the minor bipolar lobes share the arcs that define the central ring.

The central ring has an elliptical shape, with its minor axis along $PA \approx 100^\circ$, i.e., similar but not completely coincident with the orientation of the major bipolar lobes. The size of the ring is $8''.3 \times 2''.9$ in H_2 , $7''.7 \times 2''.3$ in $[N II]$, and $7''.4 \times 2''.1$ in $H\alpha$. This ring is formed by two arcs that cross at the tips of the major axis and extend along the edges of the bipolar lobes. The ring

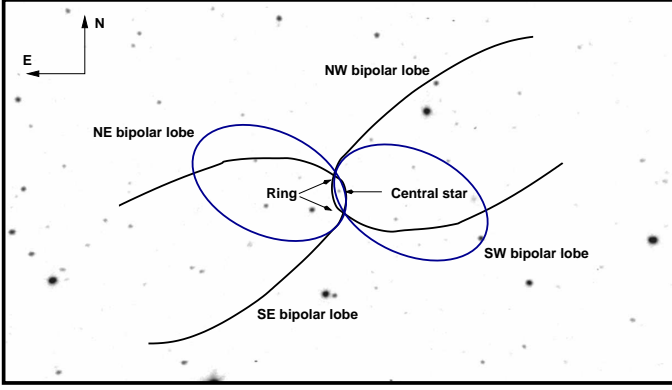


Fig. 2. Schematic drawing of the two pairs of bipolar lobes of Kn 26 with the different morphological components labeled on it. The eastern minor and major bipolar lobes recede from us, whereas the western lobes approach to us.

formed by these two arcs is not empty, but complex structures are detected inside this ring in different images, particularly two [N II] and [O III] bright knots observed at both sides of the star at the center.

Figure 1-*top* provides information on the spatial variations of the excitation in Kn 26. The major bipolar lobes present low-excitation and are dominated by [N II] emission. The H₂ emission is particularly bright in the point-symmetric regions. In the minor bipolar lobes, the H α to [N II] line ratio is larger than in the major bipolar lobes (the green color in Fig. 1-*top*). Finally, higher excitation material, as revealed by the [O III] emission, is concentrated at the center of the nebula, in a region $\approx 9''$ in size at the center of the nebula that extends along the axis of the major bipolar lobes.

Figure 1-*bottom* provides information about the relative distribution of molecular (H₂) and ionized material ([N II] and [O III]) in Kn 26. The H₂ emission delineates the [N II] emission, which is always inside the nebula. H₂ is particularly bright in the point-symmetric regions of the nebula, namely, in the bright point-symmetric arcs and central ring, in the two linear features at the south and north ends of the eastern and western major bipolar lobes, respectively, and at the polar regions of the minor bipolar lobes.

3.2. Kinematics

The position-velocity maps (PV maps) of the H α and [N II] $\lambda 6583$ emission lines presented in Figure 3 clearly reveal bipolar kinematics along both the major (PA 100°) and minor (PA 65°) lobes. The two pairs of bipolar lobes have different kinematical properties, but in both cases the eastern lobe recedes from us, whereas the western lobe moves away from the systemic velocity $v_{\text{LSR}} \approx -10 \text{ km s}^{-1}$ derived from our high-dispersion spectroscopic observations. The major bipolar lobes, registered by the slit along PA=110°, are confirmed to be open, with velocity split between the approaching and receding components increasing with distance to the central star. On the other hand, the minor bipolar lobes, registered by the slit along PA=65°, are closed and the velocity split also shows a smooth increase that suddenly breaks at a distance $\approx 13''$ from the central star, where the approaching and receding sides of the lobes converge rather abruptly.

The distortion of the velocity field of the minor bipolar lobes with respect to a classical hour-glass expansion hints at their interaction with the major bipolar lobes. The brightening of the polar caps of the minor bipolar lobes and the diffuse appearance of the H α line in the PV map in these regions further support this interaction. We note that the minor and major bipolar lobes overlap on the regions covered by the slit along PA=65°, however, only emission from one system of bipolar lobes is detected in this PV map. Apparently, the two pairs of bipolar lobes become a unique structure wherever they overlap, i.e., they do not intersect.

Finally, we would like to note that the tilt of the brightest regions of the H α and [N II] emission lines in the PV maps seems different, with the contours of the [N II] lines in Fig. 3 having larger inclinations than those of the H α lines. It is unclear whether this is an effect of the larger thermal broadening of the H α line, an additional contribution from a broad H α line at the location of the central star, or the detection of emission from the bright [N II] knots by the side of the central star.

3.3. Physical Model

We have used the visualization and modeling tool SHAPE (Steffen et al., 2011) to fit simultaneously the morphology shown in the [N II] image and the kinematics displayed in the PV maps of the two pairs of expanding bipolar lobes of Kn 26 by adopting the simple model introduced by Solf & Ulrich (1985) to describe the structure and expansion of the nebula around the symbiotic Mira R Aqr,

$$v_{\text{exp}}(\varphi) = v_e + (v_p - v_e) \times |\sin \varphi|^\alpha, \quad (1)$$

where φ is the latitude angle, varying from 0° at the equator to 90° at the poles, v_e and v_p are the polar and equatorial velocities, respectively, and α is a parameter that determines the shape of the bipolar lobes.

We have applied this model to the inner bipolar lobes and derived an inclination angle of 55° with respect to the line of sight, and polar and equatorial velocities of $160 \pm 15 \text{ km s}^{-1}$ and $\sim 10 \text{ km s}^{-1}$, respectively. The quality of the fit is shown by the line over-plotted on the [N II] echellogram at PA 65° (Fig. 3). As for the major bipolar lobes, a similar fit is difficult because the bipolar lobes are opened, thus providing little constraint on the polar velocity. A close inspection of the faintest emission from these bipolar lobes in the direct images and echellogram at PA 110° suggests that the lobes may close at a distance $\sim 63''$ from the central star. Assuming this size for the major bipolar lobes, the best-fit is achieved for an inclination angle also of 55°, and polar and equatorial velocities of $300 \pm 20 \text{ km s}^{-1}$ and $\sim 12 \text{ km s}^{-1}$, respectively. The best-fit model provides a reasonable fit of the [N II] echellogram at PA 110° (Fig. 3) and lobe width, whereas the lobe length is uncertain.

For the minor lobes, the kinematical age of its model at a distance of d kpc is $(1125 \pm 100) \times d$ yr, whereas for the major lobes only a lower limit $\geq (1150 \pm 100) \times d$ yr can be derived. We note that, for the radial velocity $v_{\text{LSR}} \approx -10 \text{ km s}^{-1}$, the Galactic coordinates of Kn 26 ($l=84.67$, $b=-7.96$) imply a distance of 1 kpc for pure circular rotation and for a flat rotation curve. It is thus very likely that the kinematical ages of both pairs of bipolar lobes are in the range 1000–1300 yr.

3.4. Physical Conditions and Chemical Abundances

One-dimensional spectra of the central ring and bipolar lobes of Kn 26 have been extracted from the long-slit intermediate-

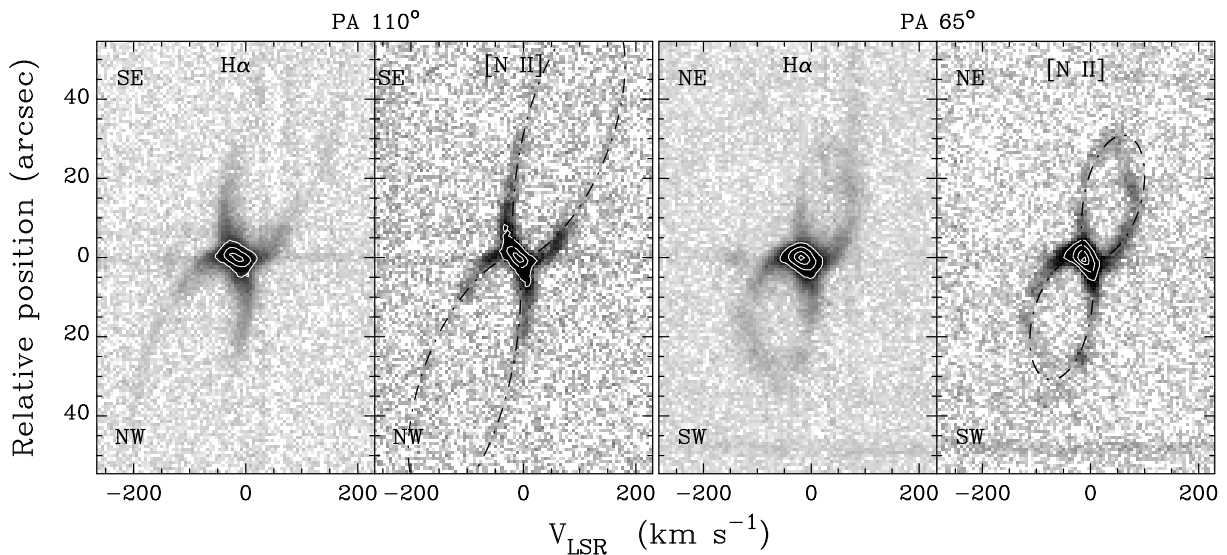


Fig. 3. Position-velocity (PV) maps in the $H\alpha$ and $[N\ II]\ \lambda 6583$ emission lines along the two pairs of bipolar lobes at P.A.'s 110° (major bipolar lobes) and 65° (minor bipolar lobes). The levels of the contours overlaid on the PV maps have been selected to emphasize the kinematical structure of the emission in the brightest central regions. The dash-dotted lines overlaid on the $[N\ II]$ PV maps correspond to the synthetic emission lines derived from our simultaneous fit to the morphology and kinematics of the two pairs of bipolar lobes.

dispersion ALBIREO spectra (Figure 4). These spectra include multiple oxygen, neon, sulfur, nitrogen, and argon forbidden lines, as well as hydrogen and helium recombination lines. The intrinsic line intensity ratios scaled to an arbitrary $H\beta$ flux of 100 are listed in Table 2 where the Cardelli et al. (1989) extinction law has been used to deredden the measured line intensity ratios using the logarithmic extinction coefficient $c(H\beta)=0.30\pm 0.04$ derived from the observed $H\alpha/H\beta$ ratio for case B recombination. This value of the logarithmic extinction coefficient is coincident with the reddening of $E(B - V) = 0.2$ derived by Eracleous et al. (2002).

The line ratios listed in Table 2 for the central ring are generally consistent with those presented by Eracleous et al. (2002), but we note that the intensity ratio of the $[S\ II]\ \lambda\lambda 6716,6731$ lines in our spectrum is ≈ 6 times lower. An inspection of the spectrum of Lan 384 presented by Eracleous et al. (2002) suggests that the emission line strengths for the $[S\ II]\ \lambda\lambda 6716,6731$ lines listed in their Table 3 are erroneous. We also remark that the $[O\ III]\ \lambda 5007/H\beta$ and $He\ II\ \lambda 4686/H\beta$ intrinsic intensity ratios that can be derived from the emission line strengths listed in Table 3 of Eracleous et al. (2002), ≈ 5.0 and ≈ 0.6 , respectively, imply higher excitation than that of our spectrum of the central ring of Kn 26 (≈ 4.0 and ≈ 0.26 , respectively). These differences reflect the higher excitation of the central regions of Kn 26 along the axis of the major bipolar lobes (see Fig. 1-top) which were preferentially registered by the long-slit used by Eracleous et al. (2002) in their spectroscopic observations. At any rate, the relatively high $[O\ III]\ \lambda 5007/H\beta$ and $He\ II\ \lambda 4686/H\beta$ intrinsic intensity ratios found in both studies are typical of PNe rather than $H\ II$ regions.

The nebular analysis software ANNEB (Olguín et al., 2011) which integrates the NEBULAR package of IRAF/STSDAS (Shaw & Dufour, 1995) was further used to derive the physical conditions and nebular abundances of Kn 26 listed in Table 3. The NEBULAR package uses a 5-level atom approximation to compute the electron temperature, density, and ionic abundances of nebular low density gas for the most important heavy atoms.

As for the abundances of ions of helium, these were derived following the method described by Vázquez et al. (1998), including a correction of collisional effects (Clegg, 1987; Benjamin et al., 1999). Since only one or a few number of ionization stages of heavy elements are observed in the optical spectrum, ionization correction factors have been adopted to compute the elemental abundances (Kingsburgh & Barlow, 1994).

The electron density-sensitive ratio $[S\ II]\ \lambda 6716/[S\ II]\ \lambda 6731$ implies a low density for the nebula, $\approx 360\ \text{cm}^{-3}$. Such a low electron density, typical of the bipolar lobes of PNe, supports the idea that the apparent ring around the central star is not a real, dense ring, but an effect caused by the projection of the bipolar lobe edges. The electron temperature derived from the $[N\ II]$ emission lines, $\approx 9900\ \text{K}$, is notably lower than the temperature of $15000\ \text{K}$ derived by Eracleous et al. (2002) from the $[O\ III]$ emission lines². Since our slit maps regions of lower excitation than that used by Eracleous et al. (2002), the temperature of $9900\ \text{K}$ has been used for the determination of ionic abundances of the central region of Kn 26 listed in Table 3. Compared to other PNe, the chemical abundances of Kn 26 place it among the type I PNe for its high He/H ratio, but its N/O ratio is low for PNe of this type and will designate it as a type II PNe³ (Peimbert, 1978). The Ne , S , and Ar to O ratios do not show any obvious abundance anomaly with respect to other PNe (Kwitter et al., 2003; Henry et al., 2004). We emphasize that if the higher electron temperature derived by Eracleous et al. (2002) were to be used, then the helium abundances will in-

² Unfortunately we cannot reproduce the determination of this temperature because the notable brightness of the $Hg\ I\ \lambda 4458\ \text{\AA}$ sky line at OSN, combined with the $\approx 4.7\ \text{\AA}$ spectral resolution of our spectra, precludes us from an accurate measurement of the intensity of the coronal line of $[O\ III]$ at $4363\ \text{\AA}$.

³ A type III classification is precluded because the peculiar velocity of Kn 26, i.e., the difference between its radial velocity and that expected on the basis of a pure circular motion around the Galactic center for sensible distances in the range $1-6\ \text{kpc}$, is smaller than $60\ \text{km s}^{-1}$.

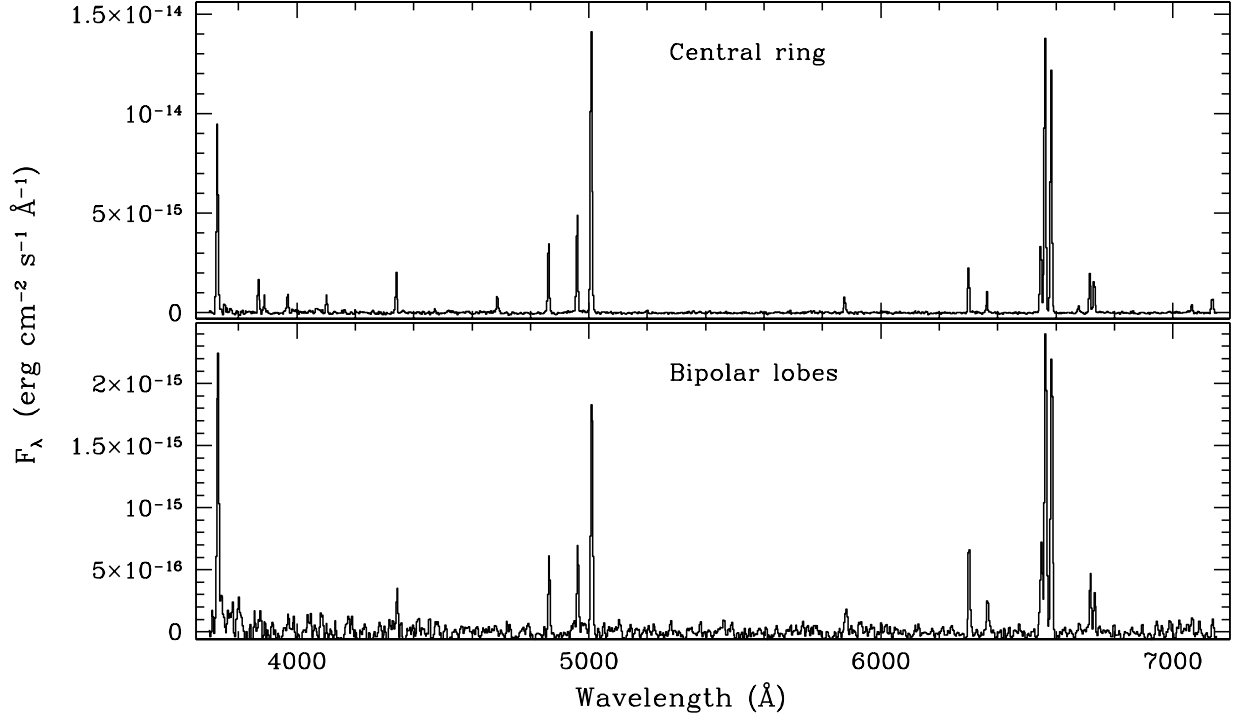


Fig. 4. One-dimensional spectra of the central ring (*top*) and bipolar lobes (*bottom*) of Kn 26.

Table 2. Intrinsic Line Intensity Ratios

Line ID	$f(\lambda)$	Central Ring	Bipolar Lobes
$\lambda 3726+3729$ [O II]	0.322	335 \pm 12	495 \pm 40
$\lambda 3869$ [Ne III]	0.291	49.2 \pm 3.3	...
$\lambda 3889$ H8+He I	0.286	23.0 \pm 1.9	...
$\lambda 3970$ [Ne III]+He ϵ	0.203	26.63 \pm 1.91	...
$\lambda 4069+76$ [S II]	0.238	14.8 \pm 2.0	...
$\lambda 4101$ H δ	0.230	24.6 \pm 1.4	...
$\lambda 4340$ H γ	0.157	49.9 \pm 2.0	...
$\lambda 4471$ He I	0.115	4.5 \pm 0.6	...
$\lambda 4686$ He II	0.050	26.0 \pm 1.0	...
$\lambda 4861$ H β	0.000	100.0 \pm 2.2	100.0 \pm 3.6
$\lambda 4959$ [O III]	-0.020	130.7 \pm 2.6	106.7 \pm 3.7
$\lambda 5007$ [O III]	-0.038	403 \pm 7	319 \pm 9
$\lambda 5198+5200$ [N I]	-0.104	3.9 \pm 0.4	...
$\lambda 5755$ [N II]	-0.131	3.2 \pm 0.4	...
$\lambda 5876$ He I	-0.203	17.8 \pm 0.7	28 \pm 4
$\lambda 6300$ [O I]	-0.263	52.0 \pm 1.9	92 \pm 5
$\lambda 6364$ [O I]	-0.271	16.1 \pm 1.0	38 \pm 4
$\lambda 6548$ [N II]	-0.296	72.9 \pm 2.2	91 \pm 4
$\lambda 6563$ H α	-0.298	285 \pm 8	285 \pm 13
$\lambda 6584$ [N II]	-0.300	238 \pm 7	275 \pm 12
$\lambda 6678$ He I	-0.313	6.6 \pm 0.4	...
$\lambda 6716$ [S II]	-0.318	41.9 \pm 1.5	47.4 \pm 2.4
$\lambda 6731$ [S II]	-0.320	35.2 \pm 1.3	32.8 \pm 1.8
$\lambda 7065$ He I	-0.364	8.8 \pm 0.5	...
$\lambda 7136$ [Ar III]	-0.374	16.0 \pm 0.7	...

crease by 5%. Furthermore, the He⁺/H⁺ abundances implied by the line strength of He I $\lambda 5876$ Å for the bipolar lobes is also high, 0.20 \pm 0.03. We are thus confident on the determination of the helium abundances of Kn 26.

Table 3. Physical Conditions and Abundances of the Central Ring

Parameter	Value
T_e [N II]	9900 \pm 660 K
N_e [S II]	360 \pm 100 cm ⁻³
$N(\text{He}^+)/N(\text{H}^+)$	0.130 \pm 0.005
$N(\text{He}^{++})/N(\text{H}^+)$	0.030 \pm 0.002
$N(\text{O}^0)/N(\text{H}^+)$	(1.0 \pm 0.3) $\times 10^{-5}$
$N(\text{O}^+)/N(\text{H}^+)$	(1.4 \pm 0.5) $\times 10^{-4}$
$N(\text{O}^{++})/N(\text{H}^+)$	(1.5 \pm 0.4) $\times 10^{-4}$
$N(\text{N}^0)/N(\text{H}^+)$	(5.4 \pm 2.7) $\times 10^{-6}$
$N(\text{N}^+)/N(\text{H}^+)$	(4.7 \pm 1.0) $\times 10^{-5}$
$N(\text{S}^+)/N(\text{H}^+)$	(1.9 \pm 0.4) $\times 10^{-6}$
$N(\text{Ar}^{++})/N(\text{H}^+)$	(1.5 \pm 0.3) $\times 10^{-6}$
$N(\text{Ne}^{++})/N(\text{H}^+)$	(5.2 \pm 1.9) $\times 10^{-5}$
He/H	0.160 \pm 0.005
O/H	(3.1 \pm 0.8) $\times 10^{-4}$
N/H	(1.1 \pm 0.5) $\times 10^{-4}$
S/H	(1.4 \pm 0.5) $\times 10^{-5}$
Ar/H	(3.0 \pm 0.9) $\times 10^{-6}$
Ne/H	(1.3 \pm 0.8) $\times 10^{-4}$
N/O	0.34 \pm 0.18

3.5. The central star of Kn 26

The star Lan 384 is detected in all narrow-band images of Kn 26 inside the elliptical ring-like structure at its center (Fig. 1). Its optical ALBIREO spectrum and spectral energy distribution (SED) additionally including available optical and 2MASS and WISE IR photometric measurements (Figure 5) show that the flux of the star raises bluewards from the near-IR *J* and *H* bands to the bluest region of the optical spectrum, in agreement with Lanning & Meakes (2000) who first recognized Lan 384 to be a blue star. The location of Lan 384 at the center of Kn 26 and its

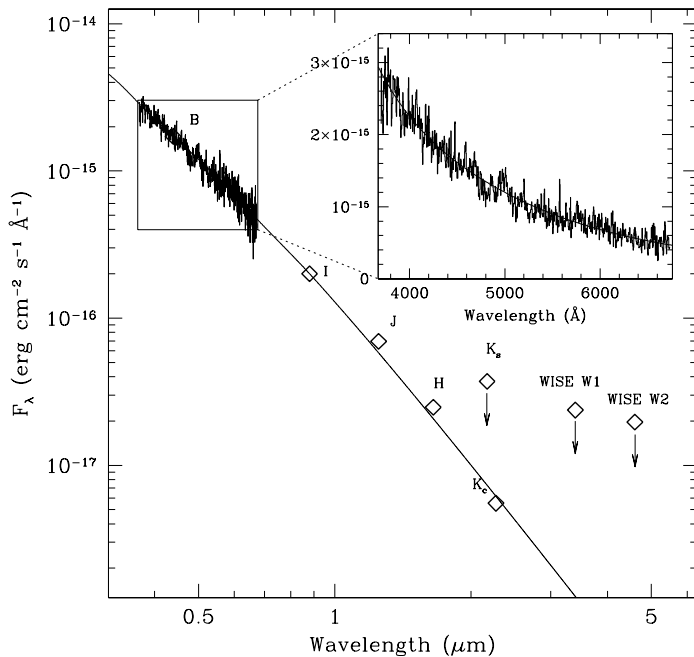


Fig. 5. Spectral energy distribution (SED) of the central star of Kn 26 including the optical ALBIREO spectrum (histogram) and broad-band optical, near-IR, and *WISE* W1 3.4 μm and W2 4.6 μm photometric measurements (diamonds). The optical ALBIREO spectrum is shown into further detail in the inset. In both plots, the smooth solid line represents the best fit to the optical spectrum by a white dwarf of temperature 70000 K extinguished by $A_V=0.65 \text{ mag} \equiv c(H\beta)=0.30$. As discussed in the text, the emission excess in the 2MASS K_s and *WISE* W1 and W2 bands with respect to these two fits is due to the contribution of nebular emission to these bands, and thus they should be regarded as upper limits of the stellar emission.

blue color strongly suggest that it is indeed the central star of the PN. Paradoxically, the star is not located exactly at the center of this ring, as clearly revealed by the insets in the images shown in Figure 1. We measure a displacement of the central star of Kn 26 by $\approx 0''.9$ along the direction of the ring's major axis at PA $\approx 10^\circ$.

The 2MASS K_s and *WISE* W1 (3.4 μm) and W2 (4.6 μm) bands imply an obvious near-IR excess in the SED of Lan 384. An inspection of these images, however, reveals that these photometric measurements are contaminated by extended nebular emission. Using 2MASS K_s photometric measurements of the stars in the field of view, we have calibrated our narrow-band K continuum image and derived for Lan 384 a flux density in this band ≈ 6 times lower than that implied by the 2MASS K_s magnitude. Contrary to the 2MASS K_s photometric measurement, the flux density in the K_c filter follows a similar decline to that shown by the 2MASS J and H bands.

The available data can be used to estimate the effective temperature of Lan 384. In the spectral range covered by the SED in Figure 5, the spectrum of the central star of a PN can be well described by a simple black-body model. Adopting a color excess of $E(B - V) = 0.2$ consistent with the optical extinction of the nebular spectrum derived in the previous section (but also by Eracleous et al., 2002) and the extinction law of Cardelli et al. (1989), the effective temperature of a black-body that best fits the optical spectrum is ~ 70000 K (solid line in the inset of Fig. 5). This model also provides a reasonable description of the pho-

tometric measurements in the B , I , J , H , and K_c bands, and its temperature is consistent with the detection of the nebular He II $\lambda 4686 \text{ \AA}$ emission line in the nebula implying that about 25% of helium is doubly ionized in the central regions of Kn 26 (Tab. 3), which requires effective temperatures ≥ 60000 K (e.g., Pottasch, 1984). We note, however, that this temperature should be regarded as a rough estimate because the limited coverage in the blue region of the spectrum used to carry out this fit. Dedicated UV and high-resolution optical spectrophotometric observations of Lan 384 would be greatly valuable to determine more reliably its effective temperature.

4. Discussion

The spectroscopic information, excitation, presence of a hot central star, and morphology and physical structure clearly confirm the nature of PN of the nebula Kn 26. Therefore, we propose its identification as PN G084.7–08.0 following the standard rules of nomenclature for these objects.

The morphological subclass of quadrupolar PNe was introduced by Manchado et al. (1996) to describe objects which show one single equatorial waist and two pair of bipolar lobes with symmetry axes oriented along different directions on the plane of the sky. Originally this subclass included K 3-24, M 1-75, and M 2-46, and very likely M 3-28 and M 4-14. Since then, the sample of quadrupolar PNe has increased with time up to a number of ten (Manchado et al., 1996; Guerrero & Manchado, 1998; Cuesta & Phillips, 2000; Mampaso et al., 2006; Vázquez et al., 2008; Hsia et al., 2010, this paper), but they are certainly more because some PNe are prone to be classified as quadrupolar (e.g., NGC 4361 and NGC 6072, Muthu & Anandarao, 2001; Kwok et al., 2010), whereas other morphological subclasses are closely related (e.g., the Starfish Nebulae, Sahai, 2000). To date, only one proto-PN, IRAS 19475+3119, has been reported to have a quadrupolar morphology (Sahai et al., 2007).

The different orientation of the two pairs of bipolar lobes in quadrupolar PNe has been kinematically confirmed to occur also along the line of sight for M 2-46 (Manchado et al., 1996), NGC 6881 (Guerrero & Manchado, 1998), NGC 6309 (Vázquez et al., 2008), and M 1-75 (Santander-García et al., 2010). The change in the direction of the symmetry axis immediately suggests the rotation of the engine collimating the bipolar outflow that shapes the bipolar lobes. Since this change in direction can be naturally ascribed to the precession of a binary system, quadrupolar PNe have been considered archetypes of PNe formed after the evolution of the central star in a binary system (Manchado et al., 1996).

In a review of the properties of a sample of quadrupolar PNe, Mampaso et al. (2006) concluded that there is little direct evidence of detection of binarity among these sources, which is otherwise a common problem for the search of binarity among PNe (De Marco, 2009). One possible exception is the central star of IPHAS PN-1, whose near-IR excess provides tantalizing evidence of a binary system (Mampaso et al., 2006). The 2MASS K_s and *WISE* W1 and W2 photometric measurements of Lan 384 suggest a near-IR excess (Fig. 5), but a careful examination of the images led us to conclude that these photometric data are contaminated by extended nebular emission. A more accurate determination of the star flux using our K continuum image confirms that its emission level is consistent with the Rayleigh-Jeans tail of a black-body spectral distribution. Intriguingly, the central star of Kn 26 is clearly misplaced with respect to the center of the ring-like feature. Central stars displaced from the center along the minor axis of the shell are observed in many PNe

(e.g., MyCn 18 and Hu 2-1; Sahai et al., 1999; Miranda et al., 2001) and can be interpreted as evidence for a binary central star (Soker et al., 1998).

Mampaso et al. (2006) also investigated the nebular abundances of their sample of quadrupolar PNe. They concluded that these sources show a great variety of chemical abundances that generally do not match the predictions for the surface chemical enrichment of single central stars (Marigo et al., 2003). The nebular chemical abundances of Kn 26 neither match those predictions. The abundances of oxygen, nitrogen, neon, and other heavy elements are consistent with those of the Sun and the solar neighborhood (Asplund et al., 2009; Nieva & Przybilla, 2012), i.e., they do not seem to reflect a peculiar chemical enrichment. Moreover, the N/O ratio is low, ≈ 0.34 , typical of type II PNe. In contrast, the helium abundances of Kn 26 are relatively high, with $\text{He}/\text{H} \approx 0.15$, which is more common among type I PNe. Low values of the N/O ratio and high helium abundances are not typically seen in PNe, even in those exhibiting a bipolar morphology (Stanghellini et al., 2006), but exceptions can be found in the literature (e.g., the sample of PNe towards the Galactic Bulge described by Escudero & Costa, 2001). Symbiotic stars use to present extremely high helium abundances and low N/O ratios (e.g., Luna & Costa, 2005) as the increased mass-loss caused by the binary companion interactions can curtail the dredge-up of carbon and nitrogen to the envelope, affecting the surface chemical enrichment (Lü et al., 2008). We propose that similar processes may have occurred in Kn 26, resulting in the shortening of the AGB evolution of its progenitor and in the rapid stripping of the stellar envelope to show helium rich regions.

The two pairs of bipolar lobes are interwoven in such a way that the small bipolar lobes can be described as a protuberance of the surface of the major bipolar lobes. This significant difference in size between the two pairs of bipolar lobes of Kn 26 seems to imply some time-lap between them, even though they have very similar kinematical ages. We can envisage the large bipolar lobes forming first, and then, short afterwards, a bipolar ejection along a different direction would have blown sections of the inner regions of the large bipolar lobes to create the minor bipolar lobes. The inner lobes would have initially expanded into a medium already evacuated by the large bipolar lobes, but then they have interacted with the large bipolar lobes walls, resulting in the brightening of the emission and distorted velocity field at the tips of the minor bipolar lobes. At any rate, the time-lap between the ejection of each pair of bipolar lobes is presumably much shorter than the kinematical age of the lobes, i.e., $1100 \times d$ yr. There are other quadrupolar PNe (e.g., M 1-75, Santander-García et al., 2010) where the two pairs of bipolar lobes formed in a simultaneous ejection. This should also be certainly the case for the proto-PN IRAS 19475+3119, as its young age and similar size of the bipolar lobes necessarily imply a small time-lap between the two pairs of bipolar lobes (Sahai et al., 2007). On the other hand, there are quadrupolar PNe (e.g., M 2-46, Manchado et al., 1996) for which the time-lap between ejections can reach up to a few thousand years.

5. Conclusions

We have used optical and near-IR narrow-band images and optical intermediate- and high-dispersion spectroscopic observations to investigate the physical structure and chemical abundances of Kn 26. The morphological and kinematical information gathered by these observations reveal that Kn 26 is a quadrupolar PN, i.e., it has two pairs of bipolar lobes.

The two pairs of bipolar lobes have very similar kinematical ages, although the larger size of the major bipolar lobes and the evidence of interaction at the tips of the minor bipolar lobes indicate that the latter formed during a second bipolar ejection. This second ejection was probably close in time to the first one that formed the major bipolar lobes, implying a rapid change of the referential direction of the collimating mechanism.

The chemical abundances of Kn 26 are unusual, with a N/O ratio typical of type II PNe, but a high helium abundance, typical of type I PNe. These chemical abundances cannot be easily reproduced by models of single star evolution, but seem to be typical of symbiotic stars. We suggest that a companion star could indeed shorten the AGB evolution of the progenitor star of Kn 26 and produce the anomalous chemical abundances after going through a common envelope phase, however, no evidence for a companion star is provided by the optical and IR SED of the central star.

The comparison of Kn 26 with other quadrupolar PNe implies a wide variety of properties. The time-lap between the ejection of the two pairs of bipolar lobes may be short, almost coeval, or larger than the dynamical age of the bipolar lobes, of a few 1000 yr. The chemical abundances are also very different among the members of this group, suggesting different progenitors or evolutionary paths. These results confirm previous conclusions that the subclass of quadrupolar PNe is a rich, not-simple phenomenon.

Acknowledgements. MAG, LFM and GR-L are partially funded by grant AYA2008-01934 of the Spanish Ministerio de Ciencia e Innovación (MICINN), which includes FEDER funds. RV, MAG, and GR-L thank support by grant IN109509 (PAPIIT-DGAPA-UNAM). MAG also acknowledges support of the grant AYA 2011-29754-C03-02, and LFM acknowledges partial support from grant AYA2011-30228-C03.01 of the Spanish MINECO, and by grant IN845B-2010/061 of Xunta de Galicia, all of them partially funded by FEDER funds. GR-L acknowledges support from CONACyT (grant 177864) and PROMEP (Mexico). Finally, we would like to thank the OAN-SPM staff and the CATT for time allocation, L. Olguín for fruitful discussion and assistance in the use of the ANNEB package, and an anonymous referee whose comments helped us in the analysis and interpretation of the nebular spectrum of Kn 26.

References

- Acosta Pulido J.A., et al., 2003, *INGN*, 7, 15
 Asplund, M., Grevesse, N., Sauval, A. J., & Scott, P. 2009, *ARA&A*, 47, 481
 Benjamin, R. A., Skillman, E. D., & Smits, D. P. 1999, *ApJ*, 514, 307
 Cardelli, J. A., Clayton, G. C., & Mathis, J. S. 1989, *ApJ*, 345, 245
 Clegg, R. E. S. 1987, *MNRAS*, 229, 31P
 Cuesta, L., & Phillips, J. P. 2000, *ApJ*, 543, 754
 De Marco, O. 2009, *PASP*, 121, 316
 Eracleous, M., Wade, R.A., Mateen, M., & Lanning, H.H. 2002, *PASP*, 114, 207.
 Escudero, A. V., & Costa, R. D. D. 2001, *A&A*, 380, 300
 Guerrero, M. A., & Manchado, A. 1998, *ApJ*, 508, 262
 Henry, R. B. C., Kwitter, K. B., & Balick, B. 2004, *AJ*, 127, 2284
 Hsia, C.-H., Kwok, S., Zhang, Y., Koning, N., & Volk, K. 2010, *ApJ*, 725, 173
 Jacoby, G.H., Kronberger, M., Patchick, D., Teutsch, P., Saloranta, J., Howell, M., Crisp, R., Riddle, D., Acker, A., Frew, D.J., & Parker, Q.A. 2010, *PASA*, 27, 156.
 Kingsburgh, R. L., & Barlow, M. J. 1994, *MNRAS*, 271, 257
 Kwitter, K. B., Henry, R. B. C., & Milingo, J. B. 2003, *PASP*, 115, 80
 Kwok, S., Chong, S.-N., Hsia, C.-H., Zhang, Y., & Koning, N. 2010, *ApJ*, 708, 93
 Lanning, H.H., & Meakes, M. 2000, *PASP*, 112, 251
 Lü, G., Zhu, C., Han, Z., & Wang, Z. 2008, *ApJ*, 683, 990
 Luna, G. J. M., & Costa, R. D. D. 2005, *A&A*, 435, 1087
 Mampaso, A., Corradi, R.L.M., Viironen, K., et al. 2006, *A&A*, 458, 203
 Manchado, A., Stanghellini, L., & Guerrero, M.A. 1996, *ApJ*, 466, L95
 Marigo, P., Bernard-Salas, J., Pottasch, S. R., Tielens, A. G. G. M., & Wesselius, P. R. 2003, *A&A*, 409, 619
 Meaburn J., López J.A., Gutiérrez L., Quiróz F., Murillo J.M., Valdez J., & Pedrayez M. 2003, *RMxAA*, 39, 185
 Miranda, L. F., Torrelles, J. M., Guerrero, M. A., Vázquez, R., & Gómez, Y. 2001, *MNRAS*, 321, 487

- Miszalski, B., Corradi, R.L.M., Boffin, H.M.J., et al. 2011, MNRAS, 413, 1264
- Miszalski, B., Parker, Q.A., Acker, A., Birkby, J.L., Frew, D.J., & Kovacevic, A. 2008, MNRAS, 384, 525
- Muthu, C., & Anandarao, B. G. 2001, AJ, 121, 2106
- Nieva, M.-F., & Przybilla, N. 2012, A&A, 539, A143
- Olgún L., Vázquez R., Contreras M.E., & Jiménez M.Y. 2011, RMxAC, 40, 193
- Parker, Q.A. et al. 2006, MNRAS, 362, 689
- Peimbert, M. 1978, in Terzian Y., eds, Proc. IAU Symp. 76, Planetary Nebulae, Observations and Theory, Dordrecht, D. Reidel Publishing Co., p. 215
- Pottasch, S. R. 1984, Planetary Nebulae: A Study of Late Stages of Stellar Evolution, Astrophysics and Space Science Library, 107
- Sahai, R. 2000, ApJ, 537, L43
- Sahai, R., Sánchez Contreras, C., Morris, M., & Claussen, M. 2007, ApJ, 658, 410
- Sahai, R., Dayal, A., Watson, A. M., et al. 1999, AJ, 118, 468
- Santander-García, M., Rodríguez-Gil, P., Hernandez, O., et al. 2010, A&A, 519, A54
- Solf, J., & Ulrich, H. 1985, A&A, 148, 274
- Shaw R.A., & Dufour R.J. 1995, PASP, 107, 896
- Soker, N., Rappaport, S., & Harpaz, A. 1998, ApJ, 496, 842
- Stanghellini, L., Guerrero, M. A., Cunha, K., Machado, A., & Villaver, E. 2006, ApJ, 651, 898
- Steffen, W., Koning, N., Wenger, S., Morisset, C., & Magnor, M. 2011, IEEE Transactions on Visualization and Computer Graphics, 17, 454
- Suárez, O., García-Lario, P., Machado, A., Manteiga, M., Ulla, A., & Pottasch, S. R. 2006, A&A, 458, 173
- Vázquez, R., Kingsburgh, R. L., & López, J. A. 1998, MNRAS, 296, 564
- Vázquez, R., Miranda, L. F., Olgún, L., et al. 2008, A&A, 481, 107
- Viironen, K., Mampaso, A., Corradi, R.L.M., et al. 2009, A&A, 502, 113