

# PRESENTATION OF THE MOTZKIN MONOID

KRIS HATCH, MEGAN LY, ELIEZER POSNER

ABSTRACT. In 2010, Tom Halverson and Georgia Benkart introduced the Motzkin algebra, a generalization of the Temperley-Lieb algebra, whose elements are diagrams that can be multiplied by stacking one on top of the other. Halverson and Benkart gave a diagrammatic algorithm for decomposing any Motzkin diagram into diagrams of three subalgebras: the Right Planar Rook algebra, the Temperley-Lieb algebra, and the Left Planar Rook algebra. We first explore the Right and Left Planar Rook monoids, by finding presentations for these monoids by generators and relations, using a counting argument to prove that our relations suffice. We then turn to the newly-developed Motzkin monoid, where we describe Halverson's decomposition algorithm algebraically, find a presentation by generators and relations, and use a counting argument but with a much more sophisticated algorithm.

## 1. INTRODUCTION

In this paper, the diagram monoids  $R_n$  and one of its submonoids  $P_n$  are first introduced in order to get an understanding of the diagram monoids  $RP_n$  and  $LP_n$ , which are submonoids of  $P_n$ . Presentations of the latter two are provided in this paper, as well as references to papers in which presentations for the former two are provided. We then introduce the well known Temperley-Lieb Algebra,  $TL_n$ . With these diagram monoids and the Temperley-Lieb algebra, we can give a presentation of the Motzkin Monoid,  $M_n$ . In particular, we show that any diagram in  $M_n$  can be decomposed into a product of the form  $RTL$ , where  $R \in RP_n$ ,  $T \in TL_n$ , and  $L \in LP_n$ . (Note there is a particular form called "standard" form mainly involving the placement of empty vertices.) This is particularly important because of the inductive nature of our proof.

We start with a word in  $RTL$  form, append a generator,  $x_i$ , to the end of the word, and then try to get it back into  $RTL$  form. We apply the relations of  $M_n$  to first get  $RTLx_i$  into the form  $P_1TP_2$  (which we call  $PTP$  form), where  $P_1, P_2 \in P_n$ , and  $T \in TL_n$ . From this  $PTP$  form, we then get to Minimal  $RTL$  form, which is done by taking a diagram in  $PTP$  form, and moving all the empty vertices to the right. This is done using five lemmas (hop, burrow, slide, wallslide, and fuse wire), and also putting an order on  $P_n$ . From here, we concern ourselves with the case that the edges in  $T$  in minimal  $RTL$  form have endpoints that are empty vertices of  $R$  or  $L$ . We show that we can put words of this form into standard  $RTL$  form (where standard  $RTL$  form is as defined in section 4.3.1).

The preceding inductive proof tells us that the number of distinct words is equal to the number of standard words, and thus equal to the number of diagrams in  $M_n$ , giving us a presentation of  $M_n$ .

We define the *Rook Monoid*, denoted  $R_n$ , as the set of one-to-one functions from a subset of  $\{1, 2, \dots, n\}$  to a subset of  $\{1, 2, \dots, n\}$ . These functions can be written as diagrams: a graph on two rows of  $n$  vertices, each labeled from 1 to  $n$  from left to right. On the graph we connect vertices on the top line to vertices on the bottom line. Take for example the following diagram in  $R_5$ :

$$d = \begin{array}{c} \bullet & \bullet & \bullet & \bullet & \bullet \\ | & \diagdown & \diagup & \diagdown & \diagup \\ \bullet & \bullet & \bullet & \bullet & \bullet \end{array}$$

The Rook Monoid is a *monoid* under the operation of function composition, where the functions go from the top row of vertices to the bottom. To perform function composition with two diagrams  $d_1, d_2$ , we place  $d_1$  above  $d_2$  and identify the vertices in the bottom row of  $d_1$  with the corresponding vertices in the top row of  $d_2$ . In terms of functions, if we consider  $d_1$  as the function  $g$ , and  $d_2$  as the function  $f$ , then the product  $d_1 d_2$  is thought of as the composition  $fg$ , where if  $x$  is in the range of  $g$ , and in the domain of  $f$ , we get that the pre-image of  $x$ , say  $y$ , in  $g$  is in the domain of  $fg$ , and the image of  $x$ , say  $z$ , in  $f$  is in the range of  $fg$ . In particular,  $y$  is in the domain of  $fg$  if and only if there exists  $x$  in the domain of  $f$  such that  $g(y) = x$ . This  $y$  then corresponds to the value  $z$  in the range of  $fg$  such that  $f^{-1}(z) = x$ . Note that in the diagram form we then draw an edge from  $y$  on top to  $z$  on bottom.

For example,

$$\text{if } d_1 = \begin{array}{c} \bullet & \bullet & \bullet & \bullet & \bullet \\ | & \diagdown & \diagup & \diagdown & \diagup \\ \bullet & \bullet & \bullet & \bullet & \bullet \end{array} \text{ and } d_2 = \begin{array}{c} \bullet & \bullet & \bullet & \bullet & \bullet \\ | & \diagdown & \diagup & \diagdown & \diagup \\ \bullet & \bullet & \bullet & \bullet & \bullet \end{array} \text{ then } d_1 d_2 = \begin{array}{c} \bullet & \bullet & \bullet & \bullet & \bullet \\ | & \diagdown & \diagup & \diagdown & \diagup \\ \bullet & \bullet & \bullet & \bullet & \bullet \\ | & \diagdown & \diagup & \diagdown & \diagup \\ \bullet & \bullet & \bullet & \bullet & \bullet \end{array} = \begin{array}{c} \bullet & \bullet & \bullet & \bullet & \bullet \\ | & | & | & | & | \\ \bullet & \bullet & \bullet & \bullet & \bullet \end{array}$$

Another way to think about the Rook Monoid,  $R_n$ , is as the set of  $n \times n$  matrices which have entries in the set  $\{0, 1\}$ , with the property that there is at most one 1 in each row and each column. Take for example,  $R_2$ , which consists of the matrices:

$$\begin{bmatrix} 0 & 0 \\ 0 & 0 \end{bmatrix}, \begin{bmatrix} 1 & 0 \\ 0 & 0 \end{bmatrix}, \begin{bmatrix} 0 & 0 \\ 1 & 0 \end{bmatrix}, \begin{bmatrix} 0 & 1 \\ 0 & 0 \end{bmatrix}, \begin{bmatrix} 0 & 0 \\ 0 & 1 \end{bmatrix}, \begin{bmatrix} 1 & 0 \\ 0 & 1 \end{bmatrix}, \text{ and } \begin{bmatrix} 0 & 1 \\ 1 & 0 \end{bmatrix}$$

Note that the elements in  $R_n$  are in a one-to-one correspondence with the possible ways in which one can place non-attacking rooks on a  $n \times n$  chess board. We define the *rank* of a diagram as the number of edges it has, or the number of 1s in the corresponding matrix.

If we desire a rook matrix of rank  $k$ , we choose  $k$  columns and  $k$  rows in a total of  $\binom{n}{k}^2$  ways. We then can choose to place the 1s in the  $k$  chosen rows/columns in a total of  $k!$  ways (such that no row or column has two or more nonzero entries). Summing over all the possible ranks up to and including  $n$  gives rise to the order of  $R_n$ :

$$|R_n| = \sum_{k=0}^n \binom{n}{k}^2 k!$$

The relationship between diagrams and matrices is given in a very natural way. We connect the vertex in the  $i^{\text{th}}$  position in the top row of a diagram to the  $j^{\text{th}}$  position in the bottom row if and only if the corresponding matrix has a 1 in the  $(i, j)$ -position.

Take for example the following matrix-diagram correspondence in  $R_5$ :

$$\begin{array}{c} \bullet \bullet \bullet \bullet \bullet \\ | | | | | \\ \bullet \bullet \bullet \bullet \bullet \\ | | | | | \\ \bullet \bullet \bullet \bullet \bullet \\ | | | | | \\ \bullet \bullet \bullet \bullet \bullet \\ | | | | | \\ \bullet \bullet \bullet \bullet \bullet \end{array} \leftrightarrow \begin{bmatrix} 1 & 0 & 0 & 0 & 0 \\ 0 & 1 & 0 & 0 & 0 \\ 0 & 0 & 0 & 0 & 0 \\ 0 & 0 & 0 & 0 & 1 \\ 0 & 0 & 1 & 0 & 0 \end{bmatrix}$$

Note that matrix multiplication is equivalent to diagram multiplication by stacking:

$$\begin{array}{c} d_1 = \\ d_2 = \end{array} \begin{array}{c} \bullet \bullet \bullet \bullet \bullet \\ | | | | | \\ \bullet \bullet \bullet \bullet \bullet \\ | | | | | \\ \bullet \bullet \bullet \bullet \bullet \\ | | | | | \\ \bullet \bullet \bullet \bullet \bullet \\ | | | | | \\ \bullet \bullet \bullet \bullet \bullet \end{array} = \begin{array}{c} \bullet \bullet \bullet \bullet \bullet \\ | | | | | \\ \bullet \bullet \bullet \bullet \bullet \\ | | | | | \\ \bullet \bullet \bullet \bullet \bullet \\ | | | | | \\ \bullet \bullet \bullet \bullet \bullet \\ | | | | | \\ \bullet \bullet \bullet \bullet \bullet \end{array} = d_1 d_2$$

is equivalent to

$$\begin{bmatrix} 1 & 0 & 0 & 0 & 0 \\ 0 & 0 & 1 & 0 & 0 \\ 0 & 0 & 0 & 0 & 1 \\ 0 & 1 & 0 & 0 & 0 \\ 0 & 0 & 0 & 1 & 0 \end{bmatrix} \begin{bmatrix} 1 & 0 & 0 & 0 & 0 \\ 0 & 0 & 0 & 0 & 0 \\ 0 & 1 & 0 & 0 & 0 \\ 0 & 0 & 0 & 1 & 0 \\ 0 & 0 & 1 & 0 & 0 \end{bmatrix} = \begin{bmatrix} 1 & 0 & 0 & 0 & 0 \\ 0 & 1 & 0 & 0 & 0 \\ 0 & 0 & 1 & 0 & 0 \\ 0 & 0 & 0 & 0 & 0 \\ 0 & 0 & 0 & 1 & 0 \end{bmatrix}$$

A presentation of the rook monoid is provided on page 339 in [6].

The *Planar Rook Monoid*,  $P_n$ , is the set of order-preserving one-to-one functions from a subset of  $\{1, 2, \dots, n\}$  to a subset of  $\{1, 2, \dots, n\}$ . These order-preserving functions correspond to those diagrams that can be drawn with edges that do not cross. For example, the set  $P_2$  consists of the following diagrams:

$$P_2 = \begin{array}{c} \bullet \bullet \\ | | \\ \bullet \bullet \end{array} \quad \begin{array}{c} \bullet \bullet \\ | | \\ \bullet \bullet \end{array} \quad \begin{array}{c} \bullet \bullet \\ | | \\ \bullet \bullet \end{array} \quad \begin{array}{c} \bullet \bullet \\ | | \\ \bullet \bullet \end{array} \quad \begin{array}{c} \bullet \bullet \\ | | \\ \bullet \bullet \end{array} \quad \begin{array}{c} \bullet \bullet \\ | | \\ \bullet \bullet \end{array}$$

For a diagram  $d$ , we define  $\tau(d)$  and  $\beta(d)$  to be the sets containing the indices of the vertices of  $d$  which are incident to an edge on top and on bottom respectively. For example,

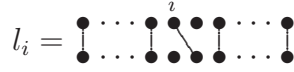
$$\text{if } d = \begin{array}{c} \bullet \bullet \bullet \bullet \bullet \\ | | | | | \\ \bullet \bullet \bullet \bullet \bullet \\ | | | | | \\ \bullet \bullet \bullet \bullet \bullet \\ | | | | | \\ \bullet \bullet \bullet \bullet \bullet \end{array}, \text{ then } \tau(d) = \{1, 2, 3, 5\} \text{ and } \beta(d) = \{1', 3', 4', 5'\}$$

where we label the top vertices from 1 to  $n$  and the bottom vertices from  $1'$  to  $n'$ . For a planar rook diagram  $d$ , there is only one way to connect the vertices by edges, thus these sets  $\tau(d)$  and  $\beta(d)$  uniquely determine  $d$ .

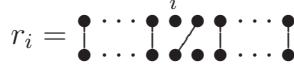
Notice that the product of two planar rook diagrams is planar (seen easily through diagram multiplication), thus  $P_n$  is a submonoid of  $R_n$ . To obtain the order of  $P_n$ , as in  $R_n$ , we choose  $k$  columns, and  $k$  rows in  $\binom{n}{k}^2$ , however as stated above this choosing determines a unique diagram, thus the total number of planar rook diagrams is:

$$|P_n| = \sum_{k=0}^n \binom{n}{k}^2$$

**1.1. Generators and Relations of the Planar Rook Monoid.** Let  $l_i$  be the element of  $P_n$  such that  $\tau(l_i) = [n] \setminus \{i+1\}$  and  $\beta(l_i) = [n] \setminus \{i\} = \{1, 2, \dots, i-1, i+i, \dots, n\}$ , as shown below:



Let  $r_i$  be the element of  $P_n$  such that  $\tau(r_i) = [n] \setminus \{i\}$  and  $\beta(r_i) = [n] \setminus \{i+1\}$  as shown below:



As proven in [2], every planar rook diagram can be written as a product of  $l_i$ 's and  $r_i$ 's.

The following relations hold for all  $i$  such that the terms in the relation are defined:

- (1)  $l_i^3 = l_i^2 = r_i^2 = r_i^3$
- (2) a)  $l_i l_{i+1} l_i = l_i l_{i+1} = l_{i+1} l_i l_{i+1}$   
b)  $r_i r_{i+1} r_i = r_{i+1} r_i = r_{i+1} r_i r_{i+1}$
- (3) a)  $r_i l_i r_i = r_i$   
b)  $l_i r_i l_i = l_i$
- (4) a)  $l_{i+1} r_i l_i = l_{i+1} r_i$   
b)  $r_{i-1} l_i r_i = r_{i-1} l_i$   
c)  $r_i l_i r_{i+1} = l_i r_{i+1}$   
d)  $l_i r_i l_{i-1} = r_i l_{i-1}$
- (5)  $l_i r_i = l_{i+1} r_{i+1}$
- (6) If  $|i-j| \geq 2$ , then  $r_i l_j = l_j r_i, r_i r_j = r_j r_i, l_i l_j = l_j l_i$

These relations can easily be verified by drawing the diagram products they refer to. Furthermore, as proven in [2], these relations suffice to completely characterize  $P_n$ .

## 2. RIGHT PLANAR ROOK MONOID

We define the *Right Planar Rook Monoid* to be the submonoid of the Planar Rook Monoid which contains all the diagrams with the property that the top vertex of each edge is directly above or above and to the right of the bottom vertex. Similarly, the *Left Planar Rook Monoid* is the submonoid where the top vertex of each edge is above or above and to the left of the bottom vertex. We denote these monoids  $RP_n$  and  $LP_n$  respectively. For example,



are in  $RP_5$  and  $LP_5$  respectively.

We will now derive some facts about  $RP_n$ .

**2.1. Cardinality.** First, we prove a closed form for the size of  $RP_n$ . Through numerical experimentation we find that for the first few values of  $n$ , we get:

$$|RP_1| = 2, |RP_2| = 5, |RP_3| = 14, |RP_4| = 42, |RP_5| = 132.$$

$|RP_1|$  has diagrams:



$|RP_2|$  has diagrams:



$|RP_3|$  has diagrams:



We notice that these cardinalities are Catalan numbers, and indeed we can prove that this pattern continues:

**Theorem 2.1.**  $|RP_n| = C_{n+1} = \frac{\binom{2n+2}{n+1}}{n+2}$

*Proof.* We begin by defining a new way to encode any diagram  $d \in RP_n$ . To do this we create ordered pairs of the form  $(i, j)$  for each edge in  $d$  connecting the  $i$ th vertex on top to the  $j$ th vertex on bottom. We then gather all such pairs into a set along with the pair  $(n + 1, n + 1)$ . We impose a well ordering on this set given by  $(a, b) \leq (c, d) \iff a \leq c$ . For example, the diagram given by:



yields the poset  $\{(2, 1) \leq (3, 2) \leq (4, 4)\}$ . Now we begin by exhibiting a bijection from  $RP_n$  to the set of all  $2(n + 1)$ -sequences of  $\pm 1$ s, with exactly  $n + 1$  of each, such that no partial sum is negative. The set of such sequences is known to have cardinality  $C_{n+1}$ .

Define a function from  $RP_n$  to the set is as follows: given any diagram  $d = \{(a_1, b_1) \leq \dots \leq (a_k, b_k)\}$ , start our sequence with  $a_1$  1s followed by  $b_1$   $(-1)$ s. Inductively, append to this sequence  $a_i - a_{i-1}$  1s and  $b_i - b_{i-1}$   $(-1)$ s for  $2 \leq i \leq k$ . To see that the resulting sequence is indeed in our set, note that diagrams in  $RP_n$  must consist of ordered pairs with their first component greater than or equal to their second. This, in combination with the fact that the first coordinate of every pair is appended first as 1s, makes it impossible to have a negative partial sum.

To see that this function is a bijection, note that there is a natural inverse. Given any sequence, we create the first ordered pair by counting off all of the 1s until the first  $(-1)$ , as well as the number of  $(-1)$ s up to the next 1. These numbers will be the first and second coordinates of the first ordered pair,  $(a_1, b_1)$ . Inductively we count the  $i$ th set of 1s and the  $i$ th set of  $(-1)$ s. These numbers would then be added to  $a_{i-1}$  and  $b_{i-1}$  to give an ordered pair  $(a_i, b_i)$ . Therefore the cardinality of  $RP_n$  is equal to  $C_{n+1}$ .  $\square$

**2.2. Generators.** Let  $r_i$  be defined as in Subsection ???. Let  $p_i$  be the element of  $RP_n$  such that  $\tau(p_i) = \beta(p_i) = [n] \setminus \{i\}$  as shown:



This yields the following theorem.

**Theorem 2.2.** *Every diagram of  $RP_n$  can be written as a product of  $r_i$  ( $1 \leq i < n$ ) and  $p_i$  ( $1 \leq i \leq n$ ).*

*Proof.* Suppose  $d$  is a diagram in  $RP_n$  with rank  $k$ . Let  $\tau(d) = \{a_1, \dots, a_k\}$  with  $a_1 < \dots < a_k$  and  $\beta(d) = \{b_1, \dots, b_k\}$  with  $b_1 < \dots < b_k$ . Define  $R_a^a$  to be the identity diagram. For  $1 \leq b < a \leq n$ , define  $R_b^a$  to be

$$R_b^a = r_{a-1} \cdot r_{a-2} \dots r_{b+1} \cdot r_b.$$

Then  $R_b^a$  is the diagram consisting of an edge from vertex  $b'$  to  $a$  and vertical edges connecting all vertices to the right of  $a$  or to the left of  $b'$ . Let,

$$d' = \prod_{i=1}^k R_{b_i}^{a_i} \cdot \prod_{i \notin \beta(d)} p_i.$$

All that remains to be shown is that  $d' = d$ . Consider a node  $b'_i \in \beta(d)$ . All diagrams in  $\prod_{i \notin \beta(d)} p_i$  have a vertical edge at  $b'_i$ . So do the diagrams  $R_{b_j}^{a_j}$  for  $j = k, k-1, \dots, i+1$ . Then  $R_{b_i}^{a_i}$  connects nodes  $b'_i$  and  $a_i$ . Finally,  $R_{b_j}^{a_j}$  has a vertical edge at  $a_i$  for  $j = i-1, i-2, \dots, 1$ . Thus  $d'$  connects nodes  $b'_i$  and  $a_i$ . If  $j' \notin \beta(d)$  then the product of  $p_i$ 's ensures  $j' \notin \beta(d')$ . Thus  $d = d'$  is a word in our generators.  $\square$

Note  $p_i$  is not considered a generator in  $P_n$ , since  $p_i = r_i l_i$ , for all  $1 \leq i < n$  and that  $p_i = l_{i-1} r_{i-1}$  for all  $1 < i \leq n$ .

### 2.3. Relations.

**Theorem 2.3.** *The Right Planar Rook Monoid is generated by  $r_i$  and  $p_i$  subject to the following relations:*

- (1)  $r_i r_{i+1} r_i = r_{i+1} r_i r_{i+1}$
- (2)  $r_i^2 = r_i^3 = r_i p_i = p_i p_{i+1}$
- (3)  $r_i = p_i r_i = r_i p_{i+1}$
- (4)  $p_i r_{i+1} = r_{i+1} p_i$
- (5)  $p_i^2 = p_i$
- (6)  $p_i p_j = p_j p_i$
- (7) *If  $|i - j| \geq 2$  then  $p_i r_j = r_j p_i$ , and  $r_i r_j = r_j r_i$*

*Proof.* Theorem 2.2 shows that  $r_i$  and  $p_i$  generate all of  $RP_n$ , so every diagram can be written as a formal word. We must show that there are at most as many distinct equivalence classes of words as there are diagrams. To this end we define the standard word as follows:

A word  $W$  is said to be in standard form if there exist subsets of  $[n]$ ,  $S$  and  $T$  with the following three properties:

- The sets  $S$  and  $T$  have equal cardinality, say  $k$ .

Let  $S_i$  and  $T_i$  be the  $i$ th elements  $S$  and  $T$  respectively. For example, if  $S = \{1, 4, 7\}$ , then  $S_1 = 1, S_2 = 4, S_3 = 7$ .

- For all  $1 \leq i \leq k, T_i \leq S_i$ .

Let  $R_b^a$  be defined as is Theorem 2.2.

- $W = RP$ , where  $R = \prod_{i=1}^k R_{T_i}^{S_i}$  and  $P = \prod_{i \notin T} p_i$

Since every diagram corresponds to exactly one standard word, we must show that each formal word is equal to a standard word. Given a standard word  $W = RP$  and a generator  $x_i \in \{r_i, p_i\}$  we show that we can standardize the product  $Wx_i$ . We will assume  $W$  is not the empty word, since if  $W$  is the empty word, after appending either of the generators the product is obviously equivalent to a standard word. First consider the product  $Wp_i$ . We have two cases:

Case 1:  $i \notin \beta(d)$ . Then necessarily  $p_i$  appears in the product  $W$ . Since  $p_i p_j = p_j p_i$ ,  $W$  can be written in the form:  $W = RP_0 p_i$  where  $P_0$  does not contain  $p_i$ . Then using the relation  $p_j^2 = p_j$  we have that  $Wp_i = RP_0 p_i p_i = RP_0 p_i = W$ .  
Case 2:  $i \in \beta(d)$ . This means that  $p_i \notin P$ . So if  $r_i \notin R$  then  $Wp_i = RPp_i = RP'$ . If  $r_i \in R$  then there exists  $j$  such that  $r_i \in R_i^j$  for  $i \leq j \leq k$ . We commute the  $p_i$  next to the  $r_i$  and use the relation  $r_s p_s = p_s p_{s+1}$  to remove the  $r$ 's in  $R_i^j$ . Then we commute the  $p$ 's past the  $r$ 's. Thus,

$$\begin{aligned}
Wp_i &= RPp_i \\
&= R_{b_1}^{a_1} \dots R_i^j \dots R_{b_k}^{a_k} P p_i \\
&= R_{b_1}^{a_1} \dots r_j \dots r_i p_i \dots R_{b_k}^{a_k} P \quad (p_s p_t = p_t p_s \text{ and } p_s r_t = r_t p_s \text{ for } |t - s| \geq 2) \\
&= R_{b_1}^{a_1} \dots p_i \dots p_{j+1} \dots R_{b_k}^{a_k} P \quad (r_s p_s = p_s p_{s+1}) \\
&= R_{b_1}^{a_1} \dots R_{b_k}^{a_k} P p_i \dots p_{j+1} \quad (p_s r_t = r_t p_s) \\
&= R'P'.
\end{aligned}$$

Now consider  $Wr_i$ . Let  $p_j$  be the rightmost letter of  $W$ . There are four cases to consider:

- Case 1:  $|i - j| \geq 2$ . Since any of the generators commute when the indices are at least two apart,  $r_i$  can be moved to the left.
- Case 2:  $i = j - 1$ . Since  $p_j \cdot r_{j-1} = p_{j-1} \cdot p_j$ , we can eliminate  $r_i$ .
- Case 3:  $i = j + 1$ . Since  $p_j \cdot r_{j+1} = r_{j+1} p_j$  we can move  $r_i$  to the left.
- Case 4:  $i = j$ . Using the relation  $p_j \cdot r_j = p_j \cdot p_{j+1}$ , we can eliminate  $r_j$ .

These relations can then be applied repeatedly until the  $r$ 's have been eliminated or commuted past  $P$ . If we eliminate the  $r$ 's then we have that  $Wr_i = RPp_i = RP'$ . If the  $r$ 's are commuted past  $P$  then we must show that words of the form  $Rr_l P$  can be standardized. Let  $r_j$  be the letter immediately to the left of  $r_l$ . We again have four cases depending on the difference between  $l$  and  $j$ :

- Case 1:  $|l - j| \geq 2$ . Since any of the generators commute when the indices are at least two apart,  $r_l$  can be moved to the left.
- Case 2:  $l = j - 1$ . We have that  $Rr_l P = R_{b_1}^{a_1} \dots R_j^m r_{j-1} P = R_{b_1}^{a_1} \dots R_{j-1}^m P$ , which is already in standard form.
- Case 3:  $l = j + 1$ . This implies that  $Rr_l P = R_{b_1}^{a_1} \dots R_j^m r_{j+1} P$ , which is already in standard form.
- Case 4:  $l = j$ . Note that  $r_l \cdot r_j = r_l^2 = p_l \cdot p_{l+1}$ . Moving the  $p_l \cdot p_{l+1}$  to the right, through  $r$ 's, is equivalent to moving  $r$ 's to the left through  $p$ 's, which is doable, as proven above.

This process can be repeated as long as the word is not in standard form. So we have proven that  $Wx_i$  can be standardized. By induction, this implies that when a string of arbitrary length is appended to a word in standard form the product can

be standardized. Thus any word can be put into standard form, implying that our relations are sufficient.  $\square$

**2.4. Presentation of  $LP_n$ .** For every diagram  $d$  in  $RP_n$ , let  $d^*$  be the diagram obtained by interchanging the vertices in the top and bottom rows of  $d$  while maintaining edge connections. Notice that

$$l_i^* = r_i, r_i^* = l_i, p_i^* = p_i$$

for all  $i$  such that the terms are defined. Thus the function  $*$  is an antiisomorphism and an involution, meaning that  $*$  is an isomorphism from  $RP_n$  to the opposite of  $RP_n$  (which is  $LP_n$ ), and  $*$  is its own inverse. Therefore  $LP_n$  is antiisomorphic to  $RP_n$ , and from every theorem about  $RP_n$  one can easily derive a corresponding theorem regarding  $LP_n$ . In particular, it can easily be shown that  $LP_n$  is generated by  $l_i$  and  $p_i$  and that it is completely characterized by relations analogous to those in theorem 2.3.

### 3. TEMPERLEY-LIEB ALGEBRA

A *Temperley-Lieb diagram* has two rows of  $n$  vertices, connected by non-crossing edges. Unlike planar rook diagrams, Temperley-Lieb diagrams do not have any empty vertices and they may have *horizontal edges*. A horizontal edge is an edge connecting two distinct vertices in the same row. The collection of linear combinations of Temperley-Lieb diagrams forms the Temperley Lieb algebra, denoted  $TL_n(x)$ .

To multiply two Temperley-Lieb diagrams  $d_1$  and  $d_2$ , we place  $d_1$  on top of  $d_2$ , and identify the bottom vertices of  $d_1$  with the top vertices of  $d_2$ . Additionally, horizontal edges between vertices in the bottom set of  $d_1$  and top set of  $d_2$  that form a closed loop produce a *bubble*. We eliminate the bubbles and multiply the product diagram by a factor of  $x$  for each bubble that is removed.

As discussed in [3], every Temperley-Lieb diagram can be written as the product of diagrams  $t_i$ , where

$$t_i = \begin{array}{c} \bullet \cdots \bullet \overset{i}{\curvearrowright} \bullet \cdots \bullet \\ \bullet \cdots \bullet \underset{i}{\curvearrowleft} \bullet \cdots \bullet \end{array}$$

for  $1 \leq i < n$ . The algebra  $TL_n(x)$  is completely characterized by the following relations

$$\begin{aligned} t_i t_j &= t_j t_i \text{ if } |i - j| \geq 2 \\ t_i &= t_i t_j t_i \text{ if } |i - j| = 1 \\ t_i^2 &= x t_i \text{ for all } 1 \leq i < n. \end{aligned}$$

These relations are sufficient to show that any string of Temperley-Lieb generators is equivalent to a string of the form

$$x^m (t_{i_1} t_{i_1-1} \cdots t_{j_1}) (t_{i_2} t_{i_2-1} \cdots t_{j_2}) \cdots (t_{i_p} t_{i_p-1} \cdots t_{j_p}),$$

for some integers  $m, p, i_1, j_1, \dots, i_p, j_p$  with the properties that

$$\begin{aligned} m, p &\geq 0 \\ 1 &\leq i_1 < i_2 < \cdots < i_p < n \\ 1 &\leq j_1 < j_2 < \cdots < j_p < n \\ j_1 &\leq i_1, j_2 \leq i_2, \dots, j_p \leq i_p. \end{aligned}$$



The above form is called the *standard form* of a Temperley-Lieb word.

We will need to use some non-standard forms of words in the Temperley-Lieb algebra.

**Lemma 3.1.** *For any Temperley-Lieb diagram,  $d$ , in which vertex  $i'$  is connected to  $j$  or  $j'$ , we can express  $d$  as a word in one of the following five forms:*

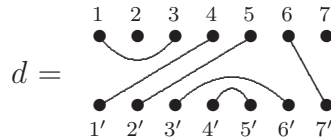
- (1) *If  $i'$  is connected to  $j'$  with  $i < j$ . Then  $d$  can be written in the form  $T(t_i t_{i+2} \cdots t_{j-1})(t_{i+1} t_{i+3} \cdots t_{j-2})T'$ , where  $T \in \langle t_1, \dots, t_{n-1} \rangle, T' \in \langle t_{i+1}, \dots, t_{j-2} \rangle$ . Note that if  $j' = i' + 1$  then the word is of the form  $Tt_i$ .*
- (2) *If  $i'$  is connected to  $j'$  with  $j < i$ . Then  $d$  can be written in the form  $T(t_j t_{j+2} \cdots t_{i-1})(t_{j+1} t_{j+3} \cdots t_{i-2})T'$ , where  $T \in \langle t_1, \dots, t_{n-1} \rangle, T' \in \langle t_{j+1}, \dots, t_{i-2} \rangle$ . Note that if  $i' = j' + 1$  then the word is of the form  $Tt_j$ .*
- (3) *If  $i'$  is connected to  $j$  with  $j < i$ . Then  $d$  can be written in the form  $T(t_{j+1} t_{j+3} \cdots t_{i-1})(t_j t_{j+2} \cdots t_{i-2})T'$ , where  $T \in \langle t_{j+1}, \dots, t_{n-1} \rangle, T' \in \langle t_1, \dots, t_{i-2} \rangle$ .*
- (4) *If  $i'$  is connected to  $j$  with  $j > i$ . Then  $d$  can be written in the form  $T(t_i t_{i+2} \cdots t_{j-2})(t_{i+1} t_{i+3} \cdots t_{j-1})T'$  where  $T \in \langle t_1, \dots, t_{j-2} \rangle, T' \in \langle t_{i+1}, \dots, t_{n-1} \rangle$ .*
- (5) *If  $i'$  is connected to  $j$  with  $j = i$ . Then  $d$  can be written in the form  $TT'$ , where  $T \in \langle t_1, t_2, \dots, t_{i-2} \rangle, T' \in \langle t_{i+1}, t_{i+2}, \dots, t_{n-1} \rangle$ .*

*Proof.* Given that these are the only five ways the vertex  $i'$  is connected to  $j$  or  $j'$ , by drawing diagrams, one can see that these are indeed the ways in which Temperley-Lieb diagrams can be drawn. For example, in 1., simply take the diagram  $t_i t_{i+2} \cdots t_{j-1}$  and perform multiplication by stacking it above the diagram  $t_{i+1} t_{i+3} \cdots t_{j-2}$ , along with any chosen diagram  $T \in \langle t_1, \dots, t_{n-1} \rangle$  above this product, and  $T' \in \langle t_{i+1}, \dots, t_{j-2} \rangle$  below, and one can verify that indeed this gives the desired connection from  $i'$  to  $j'$  with  $i < j$ .  $\square$

In this paper we will consider multiplication of diagrams, but we will not consider linear combinations of diagrams. For simplicity, we will therefore take  $x$  to be 1 and refer exclusively to the monoid  $TL_n$ , although all results can be generalized to the algebra  $TL_n(x)$ , by multiplying by  $x$  where appropriate.

#### 4. MOTZKIN MONOID

A Motzkin diagram is similar to a Temperley-Lieb diagram, however Motzkin diagrams may have *empty* vertices (vertices not incident to an edge). For example:

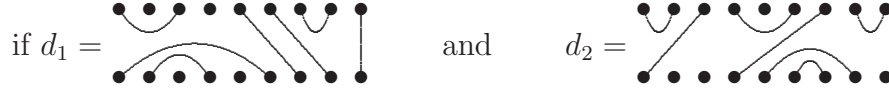


We define the *Motzkin Monoid*,  $M_n$ , as the set of Motzkin diagrams with  $n$  vertices. For example  $M_2$  consists of the following diagrams:

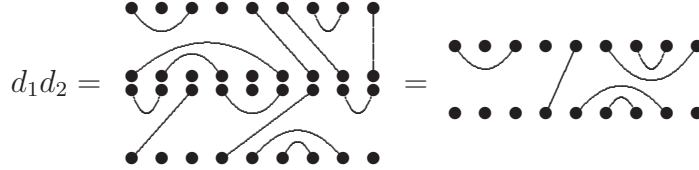


To multiply two Motzkin diagrams,  $d_1$  and  $d_2$ , we place  $d_1$  on top of  $d_2$ , and identify the bottom vertices of  $d_1$  with the top vertices of  $d_2$ . As with Temperley-Lieb

daigrams, closed loops are discarded. For example,



then

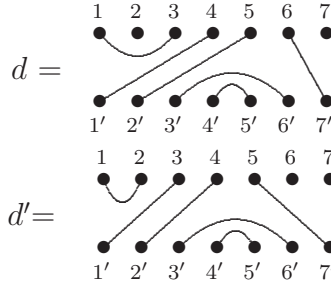


For any Motzkin diagram  $d$ , the symbols  $\tau(d)$  and  $\beta(d)$  refer to the sets of non-empty top and bottom vertices respectively, as in the Planar Rook Monoid.

**4.1. Decomposing the Motzkin Diagrams.** In [1], it is proved that any diagram in the Motzkin monoid can be written in the form  $d=rtl$  where  $r \in RP_n$ ,  $t \in TL_n$ , and  $l \in LP_n$ . We now describe the algorithm to compute  $r$ ,  $t$ , and  $l$  for any given  $d$ .

As in [2], we let  $r = R^S$  be the diagram with top set  $S = \tau(d)$  and bottom set,  $\{1, \dots, |S|\}$ . Let  $l = L_T$  be the diagram with bottom set,  $T = \beta(d)$  and top set,  $\tau(l) = \{1, \dots, |T|\}$ .

To obtain  $t$ , first shift the isolated vertices of  $d$  to the right of the diagram, while preserving connections to the other vertices, to produce the diagram  $d'$ . For example, if  $d$  is the diagram below, then  $d'$  would be the diagram below it.



Next we deal with the issue of filling in the empty vertices to complete the Temperley-Lieb diagram. Let  $\tau_0$  and  $\beta_0$  denote the number of empty vertices on the top and bottom of  $d'$  respectively. For example, if  $d'$  is as above, then  $\tau_0 = 2$  and  $\beta_0 = 0$ . Note that the difference between  $\tau_0$  and  $\beta_0$  must even. We then have two cases for filling in the empty vertices:

Case 1:  $|\tau(d)| \leq |\beta(d)|$ . To turn  $d'$  into a Temperley-Lieb diagram, first add horizontal edges on top from  $j$  to  $j+1$  for  $j = |\tau(d)|+1, |\tau(d)|+3, \dots, |\beta(d)|-1$ . Now, add vertical edges from  $j$  to  $j'$  for  $j = |\beta(d) + 1, \dots, n$ .

Case 2:  $|\tau(d)| \geq |\beta(d)|$ . To turn  $d'$  into a Temperley-Lieb diagram, first add horizontal edges on bottom from  $j'$  to  $(j + 1)'$  for  $j' = |\beta(d)| + 1, |\beta(d)| + 3, \dots, |\tau(d)| - 1$ . Now, add vertical edges from  $j$  to  $j'$  for  $j = |\tau(d)| + 1, \dots, n$

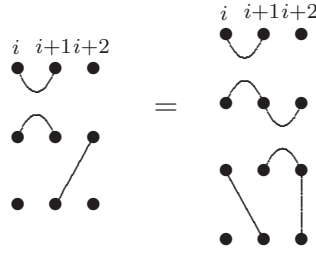
This gives a well defined way to decompose each diagram in the Motzkin Monoid. Thus  $M_n = RP_n TL_n LP_n$ .

## 4.2. Presentation of the Motzkin Monoid.

**Theorem 4.1.** *The Motzkin Monoid is generated by  $t_i$ ,  $r_i$  and  $l_i$  subject to the following relations.*

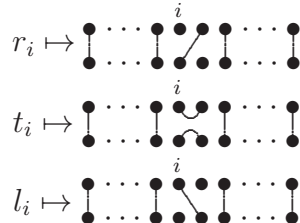
- (1)  $r_i^3 = r_i^2 = l_i^2 = l_i^3$
- (2) a)  $l_i l_{i+1} l_i = l_i l_{i+1} = l_{i+1} l_i l_{i+1}$   
b)  $r_i r_{i+1} r_i = r_{i+1} r_i = r_{i+1} r_i r_{i+1}$
- (3) a)  $l_i r_i l_i = l_i$   
b)  $r_i l_i r_i = r_i$
- (4) a)  $l_{i+1} r_i l_i = l_{i+1} r_i$   
b)  $r_{i-1} l_i r_i = r_{i-1} l_i$   
c)  $r_i l_i r_{i+1} = l_i r_{i+1}$   
d)  $l_i r_i l_{i-1} = r_i l_{i-1}$
- (5)  $l_i r_i = r_{i+1} l_{i+1}$
- (6) If  $|i - j| \geq 2$ , then  $r_i l_j = r_j l_i$ ,  $r_i r_j = r_j r_i$ ,  $l_i l_j = l_j l_i$ ,  $t_i r_j = r_j t_i$ ,  $t_i l_j = l_j t_i$ ,  $t_j t_i = t_i t_j$
- (7)  $t_i^2 = t_i$
- (8) If  $|i - j| = 1$ , then  $t_i t_j t_i = t_i$
- (9) a)  $t_i l_i = t_i r_i$   
b)  $l_i t_i = r_i t_i$
- (10) a)  $t_i r_{i+1} = t_i t_{i+1} l_i$   
b)  $l_{i+1} t_i = r_i t_{i+1} t_i$
- (11) a)  $r_i r_{i+1} t_i = t_{i+1} r_i r_{i+1}$   
b)  $t_i l_{i+1} l_i = l_{i+1} l_i t_{i+1}$
- (12)  $t_i l_i t_i = t_i$

Each of these relations can be easily verified by drawing the diagrams in question. For example the picture below justifies the relation  $t_i r_{i+1} = t_i t_{i+1} l_i$ .



**4.3. The Motzkin Monoid as Words.** In this section we prove theorem 4.1. To start we will define a set of formal words which are subject exactly to the relations in theorem 4.1. Next we want to show that there is an isomorphism between this set and  $M_n$ .

We define  $M'_n$  to be the monoid generated by  $t_i$ ,  $l_i$ , and  $r_i$  subject to the same relations as above, and we let  $\phi : M'_n \rightarrow M_n$  be the map given by



Since the diagrams  $r_i, t_i$ , and  $l_i$  satisfy the relations on  $M_n$ , the operations are preserved; thus  $\phi$  is a homomorphism. In order to prove that  $\phi$  is also an isomorphism we want to show that  $M'_n$  has at most as many distinct elements as there are diagrams in  $M_n$ . We begin by defining a standard word in  $M'_n$ .

4.3.1. *Standard Word.* Given a word  $d$  in  $M'_n$ , let  $\tau(d) = \{a_1, a_2, \dots, a_k\}$  and  $\beta(d) = \{b_1, b_2, \dots, b_j\}$ . We say  $d$  is in *standard form* if  $d = RTL$  where

$$R = \prod_{i=1}^k R_i^{a_i} \cdot \prod_{i=k+1}^n p_i \text{ and } L = \prod_{i=j+1}^n p_i \cdot \prod_{i=0}^{j-1} L_{b_{j-i}}^{j-i}.$$

We then have three possibilities for  $T$ :

- If  $k > j$  then,  $T = T_1 t_{j+1} t_{j+3} \cdots t_{k-1}$  where  $T_1 \in \langle t_1, t_2, \dots, t_{k-1} \rangle$ .
- If  $k < j$  then,  $T = t_{k+1} t_{k+3} \cdots t_{j-1} T_1$  where  $T_1 \in \langle t_1, t_2, \dots, t_{j-1} \rangle$ .
- If  $j = k$  then,  $T = T_1$  where  $T_1 \in \langle t_1, t_2, \dots, t_{j-1} \rangle$ .

In all the three cases,  $T$  is in standard form for Temperley-Lieb words.

This definition of a standard word corresponds to the diagram decomposition described by Halverson in [?]. By the definition of  $\phi$ ,  $M'_n$  maps to  $M_n$ . So if we show that we can standardize any formal word in  $M'_n$  then we will have proven theorem 4.1.

The following relations can be derived from the relations on  $M'_n$  and will be useful:

- $r_i l_i = l_{i-1} r_{i-1} = p_i$
- $r_i = p_i r_i = r_i p_{i+1}$
- $l_i = p_{i+1} l_i = l_i p_i$
- $p_i l_i = p_{i+1} r_i = p_i p_{i+1}$
- $t_i r_i = t_i l_i = t_i p_i = t_i p_{i+1} = t_i p_i p_{i+1}$
- $r_i t_i = l_i t_i = p_i t_i = p_{i+1} t_i = p_i p_{i+1} t_i$

In order to prove that every element of  $M'_n$  is equivalent to a standard word, note that the identity is a standard word. Next, given a standard word  $W$  and a generator  $x_i \in \{r_i, l_i, t_i\}$  we show that our relations are sufficient to standardize the product  $W x_i$ . In order to do this we proceed in three steps: First we get the word  $W x_i$  into the form  $P_1 T P_2$ , known as *PTP* form, where  $P_1, P_2 \in P_n$  and  $T \in TL_n$ . Next we manipulate *PTP* form in order to obtain minimal *RTL* form where  $R \in RP_n, L \in LP_n, T \in TL_n$ . After this, we manipulate the Temperley-Lieb diagram to obtain standard form.

#### 4.3.2. *PTP form.*

**Lemma 4.2.** *If  $RTL$  is a word in standard form and  $x_i \in \{r_i, l_i, t_i\}$ , then  $RTLx_i$  is equal to a word in *PTP* form.*

*Proof.* Notice that appending an  $r_i$  or an  $l_i$  yields a word already in *PTP* form, so it suffices to show that  $RTL \cdot t_i$  is equivalent to a word in *PTP* form. We will proceed using reverse induction on  $i$ .

For the base case we append  $t_{n-1}$ . There are several cases to consider depending on what the bottom set of  $L$  is:

Case 1:  $(n-1)', n' \in \beta(L)$ .

Because  $d$  is in standard form, there exist integers  $j$  and  $k$ , with  $j \leq i$  and  $j \leq k \leq n$  such that  $L = L^{k,b_k} L^{k-1,b_{k-1}} \dots L^{j+1,i+1} L^{j,i} \dots L^{1,b_1}$ . For simplicity, let  $L_0 = L^{k,b_k} L^{k-1,b_{k-1}} \dots L^{j+2,b_{j+2}}$ . Let  $L_1 = L^{j-1,b_{j-1}} L^{j-2,b_{j-2}} \dots L^{1,b_1}$ . Thus

$$L = L_0(l_{j+1}l_{j+2} \dots l_i)(l_jl_{j+1} \dots l_{i-1})L_1.$$

By the relation  $l_p l_q = l_q l_p$  for  $|p - q| \geq 2$ , we rearrange the terms to obtain  $L = L_0(l_{j+1}l_j)(l_{j+2}l_{j+1}) \dots (l_i l_{i-1})L_1$ .

The indices of all the components of  $L_1$  are strictly less than  $b_{j-1}$ , which is in turn strictly less than  $i$ , implying that the highest index of any of  $L_1$ 's factors is less than or equal to  $i - 2$ . Thus,  $t_i$  can commute past all these elements. Thus,

$$Lt_i = L_0(l_{j+1}l_j)(l_{j+2}l_{j+1}) \dots (l_i l_{i-1})t_i L_1.$$

By repeatedly applying the relation  $l_{p+1}l_p t_{p+1} = t_p l_{p+1}l_p$  we obtain

$$\begin{aligned} Lt_i &= L_0(l_{j+1}l_j)(l_{j+2}l_{j+1}) \dots l_{i-1}l_{i-2}t_{i-1}(l_i l_{i-1})L_1 \\ &= L_0(l_{j+1}l_j)(l_{j+2}l_{j+1}) \dots (l_{i-2}l_{i-3})t_{i-2}(l_{i-1}l_{i-2})(l_i l_{i-1})L_1 \\ &\quad \vdots \\ &= L_0 t_j(l_{j+1}l_j)(l_{j+2}l_{j+1}) \dots (l_i l_{i-1})L_1 \end{aligned}$$

All the factors of  $L_1$  have index greater than or equal to  $j + 2$ , implying that  $t_j$  commutes with  $L_1$ . Therefore  $Lt_i = t_j L$ . Thus  $dt_i = RTLt_i = RT'L$ .

Case 2:  $(n-1)', n' \notin \beta(L)$ .

Since the  $(n-1)'$  and  $n'$  vertices are empty, we have that  $L = L_0 p_{n-1} p_n$  where  $L_0 \in \langle l_1, \dots, l_{n-3}, p_1, \dots, p_{n-2} \rangle$ . We have then,

$$RTLt_{n-1} = RTL_0 p_{n-1} p_n t_{n-1} = RT p_{n-1} p_n t_{n-1} L_0.$$

Now to get to  $PTP$  form we need to move  $p_{n-1} p_n$ . Note  $n', (n-1)' \notin \beta(L)$ , so  $n, n-1 \notin \tau(L)$ . Since  $RTL$  is in standard form, this tells us something about  $T$ . There are three subcases depending on  $\beta(R)$ .

Subcase 1:  $(n-1)', n' \notin \beta(R)$ .

Then  $T \in \langle t_1, \dots, t_{n-3} \rangle$ . In this case every element of  $T$  commutes with  $p_{n-1} p_n t_{n-1}$ , and so

$$RTLt_{n-1} = RT p_{n-1} p_n t_{n-1} L_0 = R p_{n-1} p_n (t_{n-1} T) L_0$$

Subcase 2:  $(n-1)', n' \in \beta(R)$ .

Then  $T$  can be written in the form  $T_0 t_{n-1}$ , where  $T_0 \in \langle t_1, \dots, t_{n-2} \rangle$ . So  $T = T_0 t_{n-1}$ . Then

$$RTLt_{n-1} = RT_0 t_{n-1} p_{n-1} p_n t_{n-1} L_0 = RT_0 t_{n-1} L_0$$

Subcase 3:  $(n-1)' \in \beta(R), n' \notin \beta(R)$ .

Then  $T$  can be written as  $T = T_0 t_{n-2}$ , where  $T_0 \in \langle t_1, \dots, t_{n-2} \rangle$ . By our relations we get,

$$RTLt_{n-1} = RT_0 t_{n-2} p_{n-1} p_n t_{n-1} L_0 = RT_0 t_{n-2} l_{n-1} l_{n-2} L_0$$

In all three subcases,  $RTLt_{n-1}$  is equal to a word in  $PTP$  form.

Case 3:  $(n-1)' \in \beta(L), n' \notin \beta(L)$ .

Since the  $n$ th vertex in  $L$  is empty,  $L = Lp_n$ . Using our relations, this implies that  $RTLt_{n-1} = RTLp_nt_{n-1} = RTLp_{n-1}p_nt_{n-1}$ . Now we are reduced to case 2.

Case 4:  $(n-1)' \notin \beta(L), n' \in \beta(L)$ . This case can be reduced to case 2 using analogous reasoning.

In conclusion, we have shown that if  $RTL \in M'_n$  is any word in standard form, then  $RTLt_{n-1}$  is equivalent to a word in  $PTP$  form. We now move on to the inductive step to show that this holds for any  $t_i$ . Assume that for  $j = i+1, i+2, \dots, n-1$   $RTLt_j$  can be put into  $PTP$  form. We now show that this assumption implies that  $RTLt_i$  can be put into  $PTP$  form. Consider the following three cases:

Case 1:  $i', i'+1, i'+2 \notin \beta(L)$

Since  $i, i+1, i+2 \notin \beta(L)$  we can write  $L$  as  $L = Lp_i p_{i+1} p_{i+2}$ . Thus,

$$\begin{aligned} RTLt_i &= RTLp_i p_{i+1} p_{i+2} t_i \\ &= RTLp_i p_{i+1} p_{i+2} t_{i+1} r_i r_{i+1} \\ &= (RTLp_i p_{i+1} p_{i+2} t_{i+1}) r_i r_{i+1} \\ &= RTLt_{i+1} r_i r_{i+1}. \end{aligned}$$

The factor  $RTLt_{i+1}$  right can be put into  $PTP$  form, by the inductive hypothesis. Thus we have  $RTLt_i = P_1 T' P_2 r_i r_{i+1}$ , which is in  $PTP$  form.

Case 2:  $i', i'+1 \in \beta(L)$

We know that  $L$  can be written as  $L = l_i l_{i-1} L_0$  where  $r_0 \in \langle l_1 \dots l_{i-2} \rangle$ . So,

$$\begin{aligned} RTLt_i &= RTl_i l_{i-1} L_0 t_i \\ &= RTl_i l_{i-1} t_i L_0 \\ &= RTl_i r_i t_{i-1} l_i l_{i-1} L_0 \\ &= RTp_{i+1} t_{i-1} l_i l_{i-1} L_0 \\ &= RTt_{i-1} p_{i+1} l_i l_{i-1} L_0. \end{aligned}$$

Case 3:  $i', i'+1 \notin \beta(L), i'+2 \in \beta(L)$

Since  $L$  is in standard form, and  $i', i'+1 \notin \beta(L)$ , we know that we cannot have a vertical line from  $i+2$  to  $i'+2$ . Furthermore,  $i', i'+1 \notin \beta(L)$  allows us to write  $L$  equivalently as  $L = L_0 l_i l_{i+1}$  (because necessarily  $p_i, p_{i+1}$  are in our product  $L_0$ ), where  $L_0$  is defined by  $\tau(L_0) = \tau(L)$ , and  $\beta(L_0) = (\beta(L) \setminus \{i+2\}) \cup \{i\}$ . So we have,

$$\begin{aligned} RTLt_i &= RTL_0 l_i l_{i+1} t_i \\ &= (RTL_0 p_{i+1} p_{i+2} t_{i+1}) t_i. \end{aligned}$$

The factor in parenthesis can be put into  $P_1 T P_2$  form, by the inductive hypothesis. Thus  $RTLt_i = P_1 T' P_2 t_i$ . Note that  $\beta(P_2)$  contains  $i, i+1$ , and  $i+2$ . So  $P_1 T' P_2 t_i$  can be put into standard form, by case 2.

Case 4:  $i \in \beta(L), i+1 \notin \beta(L)$

Note that in this case  $L = Lp_{i+1}$ . Using our relations we have,  $RTLt_i = RTLp_{i+1} t_i = RTLp_{i+1} p_i t_i$ . Note that  $i$  and  $i+1$  are not in  $\beta(Lp_{i+1} p_i)$ , implying that this word

can be standardized by the previous case.

Case 5:  $i \notin \beta(L), i+1 \in \beta(L)$

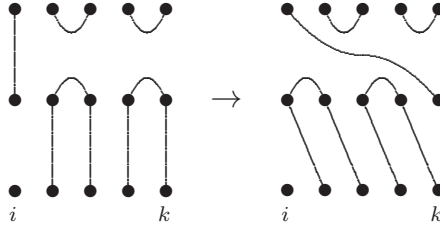
This case is analogous to case 4. □

4.3.3. *Minimal RTL form.* Rewriting a word in *PTP* form as a word in standard form is analogous to taking a Motzkin diagram drawn as the product of a Temperley-Lieb diagram and two planar rook diagrams and redrawing it so that the empty vertices in the bottom of the top diagram and the empty vertices in the top of the bottom diagram are all on the far right. This motivates the following lemmas, each of which concerns words in  $M'_n$  but corresponds to shifting empty vertices rightward in diagrams in  $M_n$ .

**Lemma 4.3** (Hop). *Let  $i$  and  $k$  be natural numbers. If  $i < k$  and  $k - i$  is even then,*

$$(t_{k-1}t_{k-3}\dots t_{i+1})p_i = (t_{k-1}t_{k-3}\dots t_{i+1})(t_{k-2}t_{k-4}\dots t_i)(l_{k-1}l_{k-2}\dots l_i).$$

Intuitively we are “hopping” a dead end in the  $i$ th vertex over a series of horizontal edges to the  $k$ th vertex as shown below:



*Proof.* We prove Lemma 4.3 by induction on  $k$ .

The case  $k = i + 2$  is simply the relation  $t_{i+1}p_i = t_{i+1}l_{i+1}l_i$ .

Assume the result holds for  $k - 2$ :

$$(t_{k-3}t_{k-5}\dots t_{i+1})p_i = (t_{k-3}t_{k-5}\dots t_{i+1})(t_{k-4}t_{k-6}\dots t_i)(l_{k-3}l_{k-4}\dots l_i)$$

Then

$$\begin{aligned} & (t_{k-1}t_{k-3}\dots t_{i+3}t_{i+1})p_i \\ &= t_{k-1}(t_{k-3}t_{k-5}\dots t_{i+1})(t_{k-4}t_{k-6}\dots t_i)(l_{k-3}l_{k-4}\dots l_i) \text{ (inductive hypothesis)} \\ &= t_{k-1}(t_{k-3}t_{k-5}\dots t_{i+1})(t_{k-4}t_{k-6}\dots t_i)p_{k-2}(l_{k-3}l_{k-4}\dots l_i) \text{ (} l_i = p_{i+1}l_i \text{)} \\ &= (t_{k-3}t_{k-5}\dots t_{i+1})(t_{k-4}t_{k-6}\dots t_i)t_{k-1}p_{k-2}(l_{k-3}l_{k-4}\dots l_i) \text{ (commuting } t_{k-1} \text{)} \\ &= (t_{k-3}t_{k-5}\dots t_{i+1})(t_{k-4}t_{k-6}\dots t_i)t_{k-1}t_{k-2}l_{k-1}l_{k-2}(l_{k-3}l_{k-4}\dots l_i) \text{ (base case)} \\ &= (t_{k-1}t_{k-3}\dots t_{i+1})(t_{k-2}t_{k-4}\dots t_i)(l_{k-1}l_{k-2}\dots l_i) \text{ (commuting } t_{k-1} \text{ and } t_{k-2} \text{)}. \end{aligned}$$

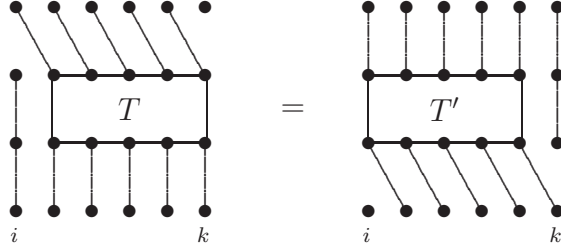
□

**Lemma 4.4** (Slide). *If  $T \in \langle t_{i+1}, t_{i+2}, \dots, t_{k-1} \rangle$ , then*

$$(l_{k-1}l_{k-2}\dots l_i)T = T'(l_{k-1}l_{k-2}\dots l_i)$$

for some  $T' \in \langle t_i, t_{i+1}, \dots, t_{k-2} \rangle$ .

Diagrammatically we are “sliding” the product of  $l$ ’s under the product of  $t$ ’s, as shown below:



*Proof.* We will prove lemma 4.4 using induction on the length of the word  $T$ .

Base case: For our base case we want to show that  $l_{k-1} \dots l_j t_j = t_{j-1} l_{k-1} \dots l_i$  for any  $t_j \in TL_n$ . Since  $j \in [i+1, k-1]$  then there exists an  $l_{j-1}$  in our product of  $l$ ’s. We will commute  $t_j$  up to this point and then use our relations as follows:

$$\begin{aligned}
 l_{k-1} \dots l_i t_j &= l_{k-1} \dots l_{j-1} \dots l_i t_j \\
 &= l_{k-1} \dots l_{j-2} l_{j-1} t_j l_{j-2} \dots l_i \quad (l_i t_j = t_j l_i \text{ if } |i-j| \geq 2) \\
 &= l_{k-1} \dots t_{j-1} l_{j-2} l_{j-1} l_{j-2} \dots l_i \quad (t_i l_{i+1} l_i = l_{i+1} l_i t_{i+1}) \\
 &= t_{j-1} l_{k-1} \dots l_i \quad (l_i t_j = t_j l_i \text{ if } |i-j| \geq 2).
 \end{aligned}$$

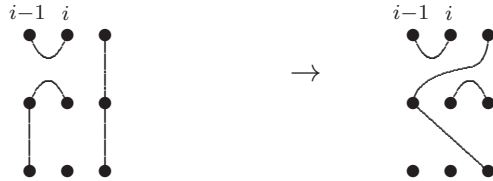
Inductive step: Now, assume  $l_{k-1} \dots l_i T = T' l_{k-1} \dots l_i$  where  $T$  and  $T'$  are some products of  $t$ ’s as described above. If we append some  $t_m \in TL_n$ , we have that:

$$\begin{aligned}
 l_{k-1} \dots l_i T t_m &= T' l_{k-1} \dots l_i t_m \quad (\text{inductive hypothesis}) \\
 &= T' t_{m-1} l_{k-1} \dots l_{m-1} \dots l_i \quad (\text{base case}) \\
 &= T'' l_{k-1} \dots l_i
 \end{aligned}$$

where  $T'' \in \langle t_i, t_{i+1} \dots t_{k-2} \rangle$ . So by induction we have that  $(l_{k-1} l_{k-2} \dots l_i) T = T' (l_{k-1} l_{k-2} \dots l_i)$  as desired.  $\square$

**Lemma 4.5** (Burrow). *Let  $i$  be a natural number. Then,  $t_{i-1} p_i = t_{i-1} t_i l_{i-1} l_i$ .*

Intuitively, we will use this to allow a horizontal edge to “burrow under” a neighboring edge.

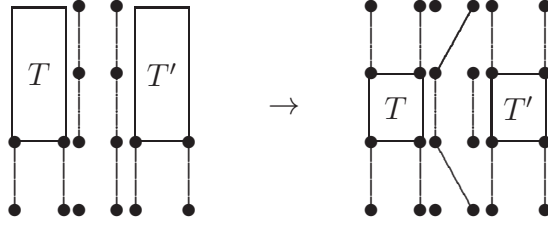


*Proof.* The proof of this lemma follows easily from the relations  $p_i = r_i l_i$  and  $t_i r_{i+1} = t_i t_{i+1} l_i$ . Thus,  $t_{i-1} p_i = t_{i-1} r_i l_i = t_{i-1} t_i l_{i-1} l_i$ .  $\square$

**Lemma 4.6** (Wallslide). *Let  $i$  be a natural number. Let  $T \in \langle t_1, \dots, t_{i-1} \rangle$  and  $T' \in \langle t_{i+2}, \dots, t_{n-1} \rangle$  be arbitrary. Then  $TT' p_i = r_i TT' l_i$ .*



This is the case where we have a ‘‘punctured’’ vertical line (an edge from vertex  $i$  on top to vertex  $i'$  on bottom), and want to move it over a non-punctured vertical line—‘‘a wall’’— as in the diagram:

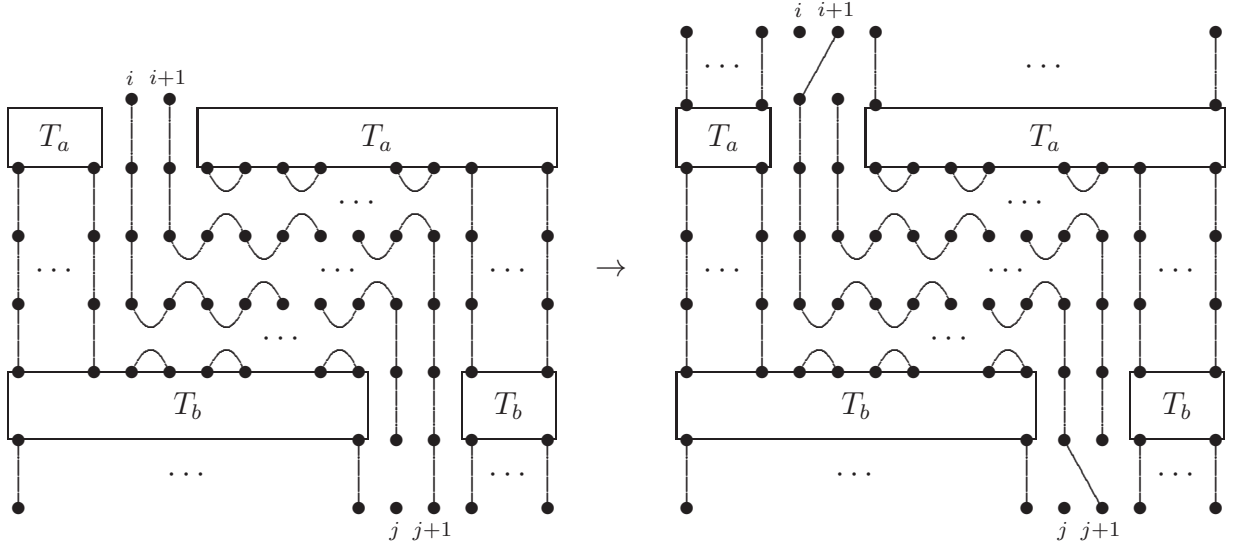


*Proof.* Since all of  $T$ 's factors have index less than  $i$  and all of  $T'$ 's factors have index greater than  $i + 1$ , we can commute  $r_i$  to commute through  $T$  and  $T'$  to get

$$TT'p_i = TT'r_i l_i = r_i TT'l_i.$$

□

If vertex  $i$  is connected to vertex  $j$ , then  $i$  being punctured is equivalent to  $j$  being punctured. This fact can be seen from the diagram and is stated formally and proven below.



- Lemma 4.7** (Fuse wire). (i) If  $j < i$ ,  $i - j$  is even, and  $x = (t_{j+1}t_{j+3} \dots t_{i-1})(t_j t_{j+2} \dots t_{i-2})$ , then  $xp_i = p_j x = p_i xp_j$ .  
(ii) If  $i < j$ ,  $j - i$  is even, and  $x = (t_i t_{i+2} t_{i+4} \dots t_{j-2})(t_{i+1} t_{i+3} \dots t_{j-1})$ , then  $xp_i = p_j x = p_i xp_j$ .  
(iii) If  $i < j$ ,  $j - i$  is odd, and  $x = (t_i t_{i+2} \dots t_{j-1})(t_{i+1} t_{i+3} \dots t_{j-2})$ , then  $xp_j = xp_i = xp_j p_i$ .  
(iv) If  $j < i$ ,  $j - i$  is odd, and  $x = (t_j t_{j+2} \dots t_{i-1})(t_{j+1} t_{j+3} \dots t_{i-2})$ , then  $xp_i = xp_j = xp_i p_j$ .

*Proof.* (i) By the commutativity relations, we can rearrange  $x$  to be of the form

$$x = (t_{j+1}t_j)(t_{j+3}t_{j+2})(t_{j+5}t_{j+4}) \dots (t_{i-3}t_{i-4})(t_{i-1}t_{i-2})$$

This implies that

$$\begin{aligned}
xp_i &= (t_{j+1}t_j)(t_{j+3}t_{j+2}) \dots t_{i-5}t_{i-6}t_{i-3}t_{i-4}t_{i-1}t_{i-2}p_i \\
&= (t_{j+1}t_j)(t_{j+3}t_{j+2}) \dots t_{i-3}t_{i-4}t_{i-1}p_it_{i-2} \quad (t_jp_i = p_it_j \text{ for } |j-i| > 1) \\
&= (t_{j+1}t_j)(t_{j+3}t_{j+2}) \dots t_{i-3}t_{i-4}t_{i-1}p_{i-1}t_{i-2} \quad (t_jp_{j+1} = t_jp_j) \\
&= (t_{j+1}t_j)(t_{j+3}t_{j+2}) \dots t_{i-3}t_{i-4}t_{i-1}p_{i-2}t_{i-2} \quad (e_{j+1}t_j = p_jt_j) \\
&= (t_{j+1}t_j)(t_{j+3}t_{j+2}) \dots t_{i-3}t_{i-4}p_{i-2}t_{i-1}t_{i-2} \quad (p_jt_{j+1} = t_{j+1}p_j)
\end{aligned}$$

This process can be repeated until  $xp_j$  has been transformed to  $p_ix$ . The equation  $xp_j = p_ixp_j$  can be derived by first noting that  $xp_j = xp_j^2$  and using the above result to move one of the factors of  $p_j$  to the far left.

(ii) The proof is analogous to that of the previous case.

(iii)  $xp_j = t_i[t_{i+2}t_{i+4} \dots t_{j-1}t_{i+1}t_{i+3} \dots t_{j-2}p_j]$ . Notice that the factor in brackets is of the form discussed in case (ii). Thus we obtain  $xp_j = t_i[p_{i+1}t_{i+2} \dots t_{j-1}t_{i+1}t_{i+3}t_{j-2}]$ . This is in turn equal to  $t_i[p_it_{i+2} \dots t_{j-1}t_{i+1}t_{i+3}t_{j-2}]$ , by the relation  $t_ip_i = t_ip_{i+1}$ . We can then commute the  $p_i$  to the far right, yielding  $xp_j = t_it_{i+2} \dots t_{j-1}t_{i+1}t_{i+3}t_{j-2}p_i$  as desired. As discussed at the end of (i), one can easily prove that  $xp_i = xp_ip_j$ .

(iv) The proof is analogous to that of the previous case.  $\square$

4.3.4. *Putting an order on  $P_n$ .* By putting an order on  $P_n$  we can measure how close a given word is to being in *RTL* form and thereby better describe the actions necessary to perform our decomposition and get the “dead ends”, or non-incident vertices, on the right and incident vertices on the left.

**Definition 1.** Let  $<$  be any order on the power set of  $\{1, \dots, n\}$  with the properties:

- If  $X \subseteq Y$  then  $X \leq Y$
- If  $i, i+1 \notin X$  then  $X \cup \{i\} < X \cup \{i+1\}$

**Definition 2.** A word  $d \in M'_n$  is said to be in *minimal form* if it is in the form *RTL* for some  $R \in RP_n, T \in TL_n$ , and  $L \in LP_n$  with the property that for all  $R' \in RP_n, T' \in TL_n$ , and  $L' \in LP_n$  such that  $d = R'T'L'$

$$\tau(R) \leq \tau(R') \text{ and } \beta(L) \leq \beta(L').$$

In this case,  $R$  and  $L$  are said to be *minimal*.

**Theorem 4.8** (ordering on  $P$ ). *If  $P \in P_n$  and  $i \in \{1, \dots, n-1\}$  then  $\tau(l_iP) \leq \tau(P)$  with equality if and only if  $i, i+1 \notin \tau(P)$ .*

*Proof.* Notice that if  $i+1 \in \tau(P)$ , left multiplication by  $r_i$  will send the top of  $P$  to the  $i$ th index, leaving  $\tau(l_iP)$  empty in the index  $i$  on top, thus  $\tau(l_iP) < L$ , hence  $r_iP < P$ . Now if  $j+1 \in \tau(P)$ , then  $r_jP < P$ . Furthermore, if  $j \in \tau(P)$ , then left multiplication by  $r_j$  leaves the  $j$ th vertex on top of  $r_jP$  empty, hence  $r_jP < P$ . Left multiplication by  $r_j$  only affects these two top vertices, thus in all other cases  $P$  is unaffected. Hence if  $j, j+1 \notin \tau(P)$ , then  $r_jP = P$ , giving us the desired result.  $\square$

**Theorem 4.9.** *If  $d = P_1TP_2$  is minimal, then the following three assertions hold:*

(1) *For all  $1 \leq i \leq n$*

*If vertex  $i'$  is connected to  $j'$  in  $T$ , then  $i' \in \tau(P_2)$  if and only if  $j' \in \tau(P_2)$ .*

*If vertex  $i$  is connected to  $j'$  in  $T$ , then  $i \in \beta(P_1)$  if and only if  $j' \in \tau(P_2)$ .*

*If vertex  $i$  is connected to  $j$  in  $T$ , then  $i \in \beta(P_1)$  if and only if  $j \in \beta(P_1)$ .*

(2) *There exists a natural number  $k$  such that  $\tau(P_2) = \{1, 2, \dots, k\}$*

(3) *There exists a natural number  $m$  such that  $\beta(P_1) = \{1, 2, \dots, m\}$*

*Proof.* (1) If any of the implications are false, then the hypothesis for at least one of the cases of lemma 4.7 are satisfied, which implies that  $d$  is not in minimal form.

(2) If  $\tau(P_2) \neq \{1, \dots, k\}$ , for any  $k$ , there exists an  $i$  such that  $i \notin \tau(P_2)$  and  $i + 1 \in \tau(P_2)$ . There are five ways in which this can happen. In each case we can prove that  $P_1TP_2 = P_1T'P'_2$ , where  $P'_1 \leq P_1$  and  $P'_2 < P_2$ , implying that  $P_1TP_2$  was not minimal.

Case 1.  $i'$  is connected to  $j'$  with  $i < j$ .

Then  $T = T_1(t_{j-1}t_{j-3} \cdots t_i)(t_{j-2}t_{j-4} \cdots t_{i+1})T_2$  where  $T_1 \in \langle t_1, \dots, t_{n-1} \rangle, T_2 \in \langle t_{i+1}, \dots, t_{j-2} \rangle$ . Consider  $Te_i$ . We commute every Temperley-Lieb generator in  $T_2$  with  $e_i$ . With the  $e_i$  in place, notice that the hypothesis for Theorem 4.3 are satisfied where  $k$  in Theorem 4.3 is equal to  $j - 1$ . We hop the dead end at  $i$  to  $j - 1$ . This yields:

$$\begin{aligned} Te_i &= T_1(t_{j-1}t_{j-3} \cdots t_i)(t_{j-2}t_{j-4} \cdots t_{i+1})T_2e_i \\ &= T_1(t_{j-1}t_{j-3} \cdots t_i)(t_{j-2}t_{j-4} \cdots t_{i+1})e_iT_2 \\ &= T_1(t_{j-1}t_{j-3} \cdots t_i)(t_{j-2}t_{j-4} \cdots t_{i+1})(t_{j-3}t_{j-5} \cdots t_i)(l_{j-2}l_{j-3} \cdots l_i)T_2. \end{aligned}$$

Subsequently, we slide (lemma 4.4) to get:

$$Te_i = T_1(t_{j-1}t_{j-3} \cdots t_i)(t_{j-2}t_{j-4} \cdots t_{i+1})(t_{j-3}t_{j-5} \cdots t_i)T'_2(l_{j-2}l_{j-3} \cdots l_i)$$

where  $T'_2 \in \langle t_i, \dots, t_{j-3} \rangle$ .

In conclusion,

$$d = P_1TP_2 = P_1T(l_{j-2}l_{j-3} \cdots l_i)P_2$$

and by Theorem 4.8  $\tau((l_{j-2}l_{j-3} \cdots l_i)P_2) < \tau(P_2)$  since  $i + 1 \notin P_2$ .

Case 2.  $i'$  is connected to  $j'$  with  $i > j$ .

In this case we have

$$T = T_1(t_{i-1}t_{i-3} \cdots t_j)(t_{i-2}t_{i-4} \cdots t_{j+1})T_2$$

where  $T_1 \in \langle t_1, \dots, t_{n-1} \rangle$  and  $T_2 \in \langle t_{j+1}, \dots, t_{i-2} \rangle$ . Since  $i \notin \tau(P_2)$  we have  $d = P_1Tp_iP_2 = P_1Tp_i p_j P_2$  (by Lemma 4.7). We can now obtain  $P'_2$  such that  $\tau(P'_2) < \tau(P_2)$  by referring to the previous case.

Case 3.  $i'$  is connected to  $j$  with  $j < i$

In the case,  $T$  is of the form

$$T = T_1(t_{j+1}t_{j+3} \cdots t_{i-1})(t_j t_{j+2} \cdots t_{i-2})T_2$$

where  $T_1 \in \langle t_{j+1}, \dots, t_{n-1} \rangle$  and  $T_2 \in \langle t_1, \dots, t_{i-2} \rangle$ . Consider  $Tp_i$ . As in case 1 we can commute  $p_i$  through  $T_2$ . Notice that  $j < i, i - j$  is even, and we have a divisor

$x = (t_{j+1}t_{j+3} \cdots t_{i-1})(t_j t_{j+2} \cdots t_{i-2})$ . Thus by lemma 4.7, we get:

$$\begin{aligned} T p_i &= T_1(t_{j+1}t_{j+3} \cdots t_{i-1})(t_j t_{j+2} \cdots t_{i-2})T_2 p_i \\ &= T_1(t_{j+1}t_{j+3} \cdots t_{i-1})(t_j t_{j+2} \cdots t_{i-2})p_i T_2 \\ &= T_1 p_j(t_{j+1}t_{j+3} \cdots t_{i-1})(t_j t_{j+2} \cdots t_{i-2})T_2 \end{aligned}$$

Observe that taking the antiisomorphism of Theorem 4.3 (hop) we obtain:

$$\begin{aligned} [(t_{k-1}t_{k-3} \cdots t_{i+1})p_i]^* &= [(t_{k-1}t_{k-3} \cdots t_{i+1})(t_{k-2}t_{k-4} \cdots t_i)(l_{k-1}l_{k-2} \cdots l_i)]^* \\ p_i(t_{i+1}t_{i+3} \cdots t_{k-1}) &= (r_i r_{i+1} \cdots r_{k-1})(t_i t_{i+2} \cdots t_{k-2})(t_{i+1}t_{i+3} \cdots t_{k-1}) \end{aligned}$$

Hence by applying Theorem 4.3,

$$\begin{aligned} T p_i &= T_1 p_j(t_{j+1}t_{j+3} \cdots t_{i-1})(t_j t_{j+2} \cdots t_{i-2})T_2 \\ &= T_1(r_j r_{j+1} \cdots r_{i-1})(t_j t_{j+2} \cdots t_{i-2})(t_{j+1}t_{j+3} \cdots t_{i-1})(t_j t_{j+2} \cdots t_{i-2})T_2. \end{aligned}$$

As in case 1 we can use the relation  $t_a t_k t_a = t_a$  if  $|a - k| = 1$  to simplify the product of  $t$ 's. Now we use the relation  $r_k = r_k p_{k+1}$  and apply Lemma 4.6 to produce all the  $r$ 's between  $j$  and  $n - 1$ . So,

$$\begin{aligned} &= T_1(r_j r_{j+1} \cdots r_{i-1})(t_j t_{j+2} \cdots t_{i-2})T_2 \\ &= T_1(r_j r_{j+1} \cdots r_{i-1})p_i(t_j t_{j+2} \cdots t_{i-2})T_2 \\ &= T_1(r_j r_{j+1} \cdots r_{i-1})r_i l_i(t_j t_{j+2} \cdots t_{i-2})T_2 \\ &= T_1(r_j r_{j+1} \cdots r_{i-1})(r_i \cdots r_{n-1})(l_{n-1} \cdots l_i)(t_j t_{j+2} \cdots t_{i-2})T_2 \\ &= T_1(r_j r_{j+1} \cdots r_{i-1})(r_i \cdots r_{n-1})(t_j t_{j+2} \cdots t_{i-2})T_2(l_{n-1} \cdots l_i). \end{aligned}$$

Now the hypothesis for slide (Theorem 4.4) are satisfied, so we obtain:

$$T p_i = (r_i \cdots r_{n-1})T'_1(t_j t_{j+2} \cdots t_{i-2})T_2(l_{n-1} \cdots l_i)$$

where  $T'_1 \in \langle t_2 \dots t_{i-1} \rangle$ . In conclusion,

$$d = P_1 T P_2 = P_1 T p_i P_2 = P_1(r_i \cdots r_{n-1})T'_1(t_j t_{j+2} \cdots t_{i-2})T_2(l_{n-1} \cdots l_i)P_2.$$

Notice that  $\beta(P_1 r_i \cdots r_{n-1}) \leq \beta(P_1)$  and  $\tau(l_{n-1} \cdots l_i P_2) < \tau(P_2)$  by Theorem 4.8, since  $i + 1 \notin \tau(P_2)$ .

Case 4.  $i'$  is connected to  $j$  with  $j > i$

In this case  $T$  can be written in the form  $T_1(t_{j-2}t_{j-4} \cdots t_i)(t_{j-1}t_{j-3} \cdots t_{i+1})T_2$  where  $T_1 \in \langle t_1, \dots, t_{j-2} \rangle, T_2 \in \langle t_{i+1} \dots t_{n-1} \rangle$ . Consider  $T p_i$ . Every element in  $T_2$  commutes with  $p_i$ . Notice that the hypothesis in Theorem 4.3 are satisfied for  $k = j$ . Thus,

$$\begin{aligned} T p_i &= T_1(t_{j-2}t_{j-4} \cdots t_i)(t_{j-1}t_{j-3} \cdots t_{i+1})T_2 p_i \\ &= T_1(t_{j-2}t_{j-4} \cdots t_i)(t_{j-1}t_{j-3} \cdots t_{i+1})p_i T_2 \\ &= T_1(t_{j-2}t_{j-4} \cdots t_i)(t_{j-1}t_{j-3} \cdots t_{i+1})(t_{j-2}t_{j-4} \cdots t_i)(l_{j-1}l_{j-2} \cdots l_i)T_2. \end{aligned}$$

Using the relations  $t_i t_j t_i = t_i$  if  $|i - j| = 1$  and  $t_i t_j = t_j t_i$  if  $|i - j| \geq 2$  as in case 1, we can simplify the product of  $t$ 's to  $(t_i t_{i+2} \cdots t_{j-2})$ . Now we use the relation  $r_i = p_{i+1} l_i$  and apply wallslide (Lemma 4.6) to produce all the  $l$ 's between  $j$  and  $n - 1$ , so that

we will be able to slide the product of  $l$ 's (Theorem 4.4) through  $T_2$ . So we have:

$$\begin{aligned}
&= T_1(t_{j-2}t_{j-4}\cdots t_i)(l_{j-1}l_{j-2}\cdots l_i)T_2 \\
&= T_1(t_{j-2}t_{j-4}\cdots t_i)p_j(l_{j-1}l_{j-2}\cdots l_i)T_2 \\
&= r_jT_1(t_{j-2}t_{j-4}\cdots t_i)(l_jl_{j-1}l_{j-2}\cdots l_i)T_2 \\
&= r_jT_1(t_{j-2}t_{j-4}\cdots t_i)p_{j+1}(l_jl_{j-1}l_{j-2}\cdots l_i)T_2 \\
&= r_jr_{j+1}T_1(t_{j-2}t_{j-4}\cdots t_i)(l_{j+1}l_jl_{j-1}l_{j-2}\cdots l_i)T_2.
\end{aligned}$$

We can continue this process until we arrive at:

$$(r_jr_{j+1}\cdots r_{n-2}r_{n-1})T_1(t_{j-2}t_{j-4}\cdots t_i)(l_{n-1}l_{n-2}\cdots l_jl_{j-1}l_{j-2}\cdots l_i)T_2.$$

Now the hypotheses for slide (Lemma 4.4) are satisfied, we obtain:

$$Tp_i = (r_{n-1}r_{n-2}\cdots r_j)T_1(t_it_{i+2}\cdots t_{j-2})T_2'(l_{n-1}l_{n-2}\cdots l_i)$$

where  $T_2' \in \langle t_i \dots t_{n-2} \rangle$ .

In conclusion,

$$d = P_1Tp_iP_2 = P_1(r_{n-1}r_{n-2}\cdots r_j)T_1(t_it_{i+2}\cdots t_{j-2})T_2'(l_{n-1}l_{n-2}\cdots l_i)P_2.$$

Notice that  $\tau(P_1r_{n-1}r_{n-2}\cdots r_j) \leq \tau(P_1)$  and that  $\tau((l_{n-1}l_{n-2}\cdots l_i)P_2) < \tau(P_2)$ , implying that the from  $P_1TP_2$  was not minimal.

Case 5:  $i'$  is connected to  $j$  on top with  $j = i$

$T$  can be written as  $T = T_1T_2$  where  $T_1 \in \langle t_1, t_2, \dots, t_{i-2} \rangle$ ,  $T_2 \in \langle t_{i+1}, t_{i+2}, \dots, t_{n-1} \rangle$

The proof for this case is nearly identical to that of Case 4. We apply the hop relation to  $p_i$  to get it through  $t_{i+1}$  if it appears in the product (otherwise we perform a wallslide), then produce  $r_i$  and  $l_i$  and commute  $r_i$  through  $T_1$ , and furthermore, obtain some product of  $l$ 's and apply Theorem 4.4 to slide them through  $T_2$ .

*Case 2:* If  $T_2$  does not contain any factors of  $t_{i+1}$ , we apply wallslide (Lemma 4.6) to get  $Tp_i = r_iT_2l_i = r_iTl_i$ . Note that we can commute the  $r_i$  through  $T_2$  since  $T_2 \in \langle t_{i+2}, \dots, t_{n-1} \rangle$ , and  $T_1 \in \langle t_1, \dots, t_{i-2} \rangle$ . Thus  $d = P_1TP_2 = P_1r_iTl_iP_2$  and  $\tau(P_1r_i) \leq \tau(P_1)$  and  $\tau(l_iP_1) < \tau(P_1)$ , by theorem 4.8 since  $i + 1 \in \tau(L)$

If (3) does not hold, we can prove that  $d$  is not minimal using analogous reasoning.  $\square$

4.3.5. *Standard Form.* In this section we prove theorem 4.11, namely, given a word  $d \in M'_n$  written in the form  $RTL$ , where  $R$  and  $L$  are minimal,  $d$  can be written as a word in standard form. Note that the difference between  $RTL$  and standard form concerns edges in  $T$  whose endpoints are empty vertices of  $R$  or  $L$ . The following lemma covers an extreme case.

**Lemma 4.10.** *Let  $T$  be an arbitrary element of  $TL_n$  composed of generators whose indices are greater than or equal to some natural number  $k$ , with  $k < n$ . Let  $E = \prod_{i=k}^n p_i$ . Then*

$$E \cdot T \cdot E = E.$$

*Proof.* We proceed by induction on the number of letters in  $T$ . First consider the base case, when  $T = t_i$  for some  $i$  between  $k$  and  $n - 1$ . Then we obtain  $ETE = Ep_it_iE = E$  by the relations  $p_i^2 = p_i, p_i p_j = p_j p_i$  and  $p_i t_i p_i = p_i p_{i+1}$  (from relation

9).

Assume that  $ETE = E$  whenever  $T$  is the product of  $m$  letters. We wish to show that  $ETt_iE = ETE$  for any  $i$  greater than or equal to  $k$ , thereby proving that  $ETE = E$  whenever  $T$  is the product of  $m + 1$  letters. Consider the following cases for what the  $i$ 'th vertex of  $T$  is connected to to.

Case 1:  $i'$  is connected to  $j'$  with  $i' < j' - 1$ . Then  $T$  is of the form

$$T = T_1(t_i t_{i+2} \cdots t_{j-1})(t_{i+1} t_{i+3} \cdots t_{j-2})T_2$$

where  $T_1 \in \langle t_1, \dots, t_{n-1} \rangle, T_2 \in \langle t_{i+1} \dots t_{j-2} \rangle$ .

$$\begin{aligned} ETt_iE &= ET_1(t_i t_{i+2} \cdots t_{j-1})(t_{i+1} t_{i+3} \cdots t_{j-2})T_2t_iE \\ &= ET_1(t_i t_{i+2} \cdots t_{j-1})(t_{i+1} t_{i+3} \cdots t_{j-2})p_j T_2 t_i E \text{ (by } p_i^2 = p_i, p_i p_j = p_j p_i) \\ &= ET_1(t_i t_{i+2} \cdots t_{j-1})(t_{i+1} t_{i+3} \cdots t_{j-2})p_j p_i T_2 t_i E \text{ (by theorem 4.7 part (iii))} \\ &= ET_1(t_i t_{i+2} \cdots t_{j-1})(t_{i+1} t_{i+3} \cdots t_{j-2})p_j T_2 p_i t_i p_i E \text{ (} p_i \text{ commutes with any } t \text{ in } T_2) \\ &= ET_1(t_i t_{i+2} \cdots t_{j-1})(t_{i+1} t_{i+3} \cdots t_{j-2})p_j T_2 E \text{ (since } p_i t_i p_i = p_i) \\ &= ETE = E \text{ (by the inductive hypothesis).} \end{aligned}$$

Case 2:  $i'$  is connected to  $j'$  with  $k < j' < i'$ .

Then  $T$  is of the form  $T_1(t_j t_{j+2} \cdots t_{i-1})(t_{j+1} t_{j+3} \cdots t_{i-2})T_2$ , where  $T_1 \in \langle t_1, \dots, t_{n-1} \rangle, T_2 \in \langle t_{j+1} \dots t_{i-2} \rangle$ .

$$\begin{aligned} ETt_iE &= ET_1(t_j t_{j+2} \cdots t_{i-1})(t_{j+1} t_{j+3} \cdots t_{i-2})T_2t_iE \\ &= ET_1(t_j t_{j+2} \cdots t_{i-1})(t_{j+1} t_{j+3} \cdots t_{i-2})T_2 t_i p_j E \text{ (by } p_j^2 = p_j, p_i p_j = p_j p_i) \\ &= ET_1(t_j t_{j+2} \cdots t_{i-1})(t_{j+1} t_{j+3} \cdots t_{i-2})p_j T_2 t_i E \text{ (by commuting)} \\ &= ET_1(t_j t_{j+2} \cdots t_{i-1})(t_{j+1} t_{j+3} \cdots t_{i-2})p_i T_2 t_i E \text{ (by Theorem 4.7 part (iv))} \\ &= ET_1(t_j t_{j+2} \cdots t_{i-1})(t_{j+1} t_{j+3} \cdots t_{i-2})T_2 p_i t_i p_i E \text{ (by } p_i^2 = p_i, \text{ commuting)} \\ &= ET_1(t_j t_{j+2} \cdots t_{i-1})(t_{j+1} t_{j+3} \cdots t_{i-2})T_2 E \text{ (since } p_i t_i p_i = p_i) \\ &= ETE = E. \end{aligned}$$

Case 3:  $i'$  is connected to  $j$ , with  $i' < j$ .

Then  $T$  is of the form  $T_1(t_i t_{i+2} \cdots t_{j-2})(t_{i+1} t_{i+3} \cdots t_{j-1})T_2$  where  $T_1 \in \langle t_1, \dots, t_{j-2} \rangle, T_2 \in \langle t_{i+1} \dots t_{n-1} \rangle$

$$\begin{aligned} ETt_iE &= ET_1(t_i t_{i+2} \cdots t_{j-2})(t_{i+1} t_{i+3} \cdots t_{j-1})T_2t_iE \\ &= ET_1 p_j (t_i t_{i+2} \cdots t_{j-2})(t_{i+1} t_{i+3} \cdots t_{j-1})T_2 t_i E \text{ (by } p_j^2 = p_j, \text{ commuting)} \\ &= ET_1(t_i t_{i+2} \cdots t_{j-2})(t_{i+1} t_{i+3} \cdots t_{j-1})p_i T_2 t_i E \text{ (by Theorem 4.7 part (i))} \\ &= ET_1(t_i t_{i+2} \cdots t_{j-2})(t_{i+1} t_{i+3} \cdots t_{j-1})T_2 p_i t_i p_i E \text{ (by } p_i^2 = p_i, \text{ commuting)} \\ &= ET_1(t_i t_{i+2} \cdots t_{j-2})(t_{i+1} t_{i+3} \cdots t_{j-1})T_2 E \text{ (since } p_i t_i p_i = p_i) \\ &= ETE = E. \end{aligned}$$

Case 4:  $i'$  is connected to  $j$ , with  $j < i$ . The proof of this case is analogous to Case 3.

Case 5.  $i'$  is connected to  $i$ . This implies that  $T$  does not contain  $t_i$  or  $t_{i-1}$ . Thus we obtain  $ETt_iE = ETp_i t_i p_i E = ETE = E$ , since  $p_i t_{i+1} = t_{i+1} p_i$ .

Case 6:  $i'$  is connected to  $(i+1)'$ . This implies by section 3.1 that  $T = T't_i$ , for some  $T'$ . Thus we obtain

$$ETt_iE = ET't_i^2E = ET't_iE = ETE = E$$

□

**Theorem 4.11.** *Let  $d$  be a word in  $M'_n$  in the form  $RTL$  where  $R$  and  $L$  are minimal. Then  $d$  can be put into standard form.*

*Proof.* We consider two cases.

Case 1:  $|\beta(R)| \neq |\tau(L)|$  Assume without loss of generality that  $|\tau(L)| < |\beta(R)|$ . This means that no vertex on bottom with index greater than  $|\tau(L)|$  can be connected to a vertex on bottom whose index is less than or equal to  $|\tau(L)|$  or any vertex on top with index less than or equal to  $|\beta(R)|$ . Similarly, no vertex on top with index greater than  $|\beta(R)|$  can be connected to a vertex on top whose index is less than or equal to  $|\beta(R)|$  or any vertex on bottom with index less than or equal to  $|\tau(L)|$ . (If this were not the case,  $L$  or  $R$  would not be minimal, as proven in theorem 4.9.) The word  $d$  can be written in the form

$$d = R'p_{|\beta(R)|+1}p_{|\beta(R)|+2} \cdots p_n T_a t_{|\tau(L)|+1} t_{|\tau(L)|+3} \cdots t_{|\beta(R)|-1} T_b p_{|\tau(L)|+1} p_{|\tau(L)|+2} \cdots p_n L'$$

for some  $R' \in RP_n$  and some  $L' \in LP_n$ .

$$\begin{aligned} d &= R'T_a t_{|\tau(L)|+1} t_{|\tau(L)|+3} \cdots t_{|\beta(R)|-1} p_{|\beta(R)|+1} p_{|\beta(R)|+2} \cdots p_n T_b p_{|\tau(L)|+1} p_{|\tau(L)|+2} \cdots p_n L' \\ &= R'T_a t_{|\tau(L)|+1} t_{|\tau(L)|+3} \cdots t_{|\beta(R)|-1} p_{|\tau(L)|+1} p_{|\tau(L)|+2} \cdots p_n L' \text{ (by lemma 4.10)} \end{aligned}$$

which is in standard form.

Case 2:  $|\beta(R)| = |\tau(L)| = k$

Using similar reasoning as above, no vertex whose index is greater than  $k$  can be connected to any vertex with index less than or equal to  $k$ . This implies that  $T$  can be written without any factors of  $t_k$ . By the commutativity relations,  $d$  can be written in the form  $RT_a p_{k+1} p_{k+2} \cdots p_n T_b p_{k+1} p_{k+2} \cdots p_n L$ , where  $T_a \in \langle t_1, t_2, \dots, t_{k-1} \rangle$ , and  $T_b \in \langle t_{k+1}, t_{k+2}, \dots, t_{n-1} \rangle$ , which is equal to  $RT_a p_{k+1} p_{k+2} \cdots p_n L$  by lemma 4.10, which is in standard form. □

**Theorem 4.12.** *Every word in  $M'_n$  is equivalent to a standard word in  $M'_n$ .*

*Proof.* We proceed by induction. Obviously every single-letter word is equivalent to a standard word. Assume that every word of  $k$  letters is equivalent to a word in standard form. Let  $d$  be an arbitrary word of  $k+1$  letters. Let  $d_0$  be the product of the first  $k$  letters of  $d$ , and let  $x$  be the final letter of  $d$ . By the inductive hypothesis,  $d_0$  is equivalent to a standard word. If  $x \in P_n$ , then  $d_0x$  is already in PTP form. If  $x \in TL_n$ , then, by Lemma 4.2,  $d_0x$  can be put into PTP form. Thus,  $d$  is equivalent to a word in PTP form. By theorems 4.9 and 4.11, this implies that  $d$  is equivalent to a word in standard form. Thus every string of  $k+1$  letters is equivalent to a word in standard form.

Thus every word in  $M'_n$  is equivalent to a word in standard form. □

**Theorem 4.13.** *The monoid  $M'_n$  is isomorphic to  $M_n$ .*

*Proof.* By theorem 4.12, we know that the number of distinct words in  $M'_n$  is equal to the number of standard words. Clearly there is a one-to-one correspondence between

words in standard form and diagrams in  $M_n$  which are in standard form. Every diagram in  $M_n$  is equivalent to a diagram in standard form. Thus  $|M'_n| = |M_n|$ . This implies that the homomorphism  $\phi$  is an isomorphism.  $\square$

## 5. CONCLUSION

In this paper we have introduced the rook, planar rook, left and right planar rook monoids, the Temperley-Lieb algebra, and the Motzkin Monoid. We have given a complete presentation of the Motzkin Monoid through a set of moves (hop, burrow, wallslide), whose proof at times can get very involved. Monoid presentations are very important in order for us to understand a monoid, and in order for us to define morphisms to other monoids. The Motzkin Monoid is used extensively in [4]. Another example of a presentation is completed in [?]. In this paper, David Penneys gives a presentation of the Annular Temperley-Lieb category.

## 6. ACKNOWLEDGMENTS

The mathematical content described in this paper is derived from a collaboration over the summer of 2011 at the REU program at the University of California, Santa Barbara. The group consisted of Megan Ly (Loyola Marymount University), Eliezer Posner (City College of New York), and Kristofer Hatch (University of California, Santa Barbara).

The REU was supported by the National Science Foundation Research Experience for Undergraduates Program (NSF-REU Grant DMS-0852065), and was conducted under the direction of our advisor, Stephen Bigelow.

## REFERENCES

- [1] Daniel Flath, Tom Halverson, & Kathryn Herbig. *The Planar Rook Algebra and Pascal's Triangle*. arXiv:0806.3960v1 [math.RT] 24 June 2008.
- [2] Kathryn E. Herbig. *The Planar Rook Monoid* (2006). Honors Projects. Paper 1. [http://digitalcommons.macalester.edu/mathcs\\_honors/1](http://digitalcommons.macalester.edu/mathcs_honors/1)
- [3] Anne Moore. *Representations of the Temperley-Lieb Algebra* (2008). Honors Projects. Paper 11. [http://digitalcommons.macalester.edu/mathcs\\_honors/11](http://digitalcommons.macalester.edu/mathcs_honors/11)
- [4] Georgia Benkart & Tom Halverson. *Motzkin Algebras*. arXiv:1106.5277v1 [math.CO] 26 June 2011.
- [5] Joseph A. Gallian. *Contemporary Abstract Algebra, 7th edition*. Brooks/Cole, Belmont, CA, 2006.
- [6] Louis Solomon. *Representations of the rook monoid*. Journal of Algebra 256 pp.309-342 2002.