

A Geometric transition from hyperbolic to anti de Sitter geometry

Jeffrey Danciger*

Department of Mathematics,
University of Texas - Austin,
1 University Station C1200,
Austin, TX 78712-0257
jdanciger@math.utexas.edu

October 30, 2018

Abstract

We introduce a geometric transition between two homogeneous three-dimensional geometries: hyperbolic geometry and anti de Sitter (AdS) geometry. Given a path of three-dimensional hyperbolic structures that collapse down onto a hyperbolic plane, we describe a method for constructing a natural continuation of this path into AdS structures. In particular, when hyperbolic cone manifolds collapse, the AdS manifolds generated on the “other side” of the transition have tachyon singularities. The method involves the study of a new transitional geometry called *half-pipe* geometry. We demonstrate these methods in the case when the manifold is the unit tangent bundle of the $(2, m, m)$ triangle orbifold for $m \geq 5$.

1 Introduction

A geometric structure on a manifold is a system of local coordinates modeled on a homogeneous space $X = G/K$. The structure is called *hyperbolic*, if modeled on hyperbolic space $\mathbb{H}^n = \mathrm{PO}(n, 1)/\mathrm{O}(n)$, or *AdS* if modeled on the anti de Sitter space $\mathrm{AdS}^n = \mathrm{PO}(n - 1, 2)/\mathrm{O}(n - 1, 1)$, which is a Lorentzian analogue of \mathbb{H}^n . We study families of geometric structures that *degenerate*, or collapse, our main source of examples coming from three-dimensional hyperbolic cone manifolds. The guiding philosophy, based loosely on Thurston’s geometrization program, is that when deforming structures collapse, the degeneration is signaling that a transition to a different geometry is needed in order to continue the deformation; the form of the collapse should tell us which type of geometry lies on the other side of the transition. This article develops a new geometric transition, going from hyperbolic structures to AdS structures, in the context of structures that collapse onto a co-dimension one hyperbolic plane.

Let N be a closed three-manifold and let $\Sigma \subset N$ be a knot. Assume that N itself is not hyperbolic, but that $N \setminus \Sigma$ admits a complete hyperbolic structure. Then there exist

*J.D. is partially supported by the National Science Foundation, grant number DMS 1103939

hyperbolic cone structures on N with cone singularity along Σ . These are parametrized by the cone angle α and in many cases all cone angles $\alpha < 2\pi$ may be achieved. As $\alpha \rightarrow 2\pi^-$, however, these structures must degenerate and in general the collapse may take a variety of forms. If, for example, the manifolds collapse uniformly to a point, then a transition to spherical geometry passing through Euclidean may be possible. This well-known transition, studied by Hodgson [Hod86], Porti [Por98], and later in the proof of the Orbifold Theorem by Cooper-Hodgson-Kerckhoff [CHK00] and Boileau-Leeb-Porti [BLP05], can be described as follows. The collapsing hyperbolic metrics are rescaled to give a limiting Euclidean metric and that Euclidean metric is then deformed to give nearby spherical cone metrics. Porti and collaborators have also studied degenerations in the context of non-uniform collapse to a point [Por02], and collapse to a line [HPS01].

Consider a path of hyperbolic cone structures on N such that each chart in \mathbb{H}^3 is collapsing onto a particular copy \mathcal{P} of \mathbb{H}^2 . The transition functions between charts, which lie in $\text{Isom}(\mathbb{H}^3) = \text{PO}(3, 1)$, are converging into the $\text{O}(2, 1)$ subgroup that preserves \mathcal{P} . The collapsed charts define a transversely hyperbolic foliation \mathcal{F} on N . Collapse of this type may happen, for example, when N is Seifert fibered over a base S of hyperbolic type; in this case, one expects collapse onto a hyperbolic representative of the surface S so that \mathcal{F} agrees with the Seifert fibration. The problem of *regeneration*, or recovery, of nearly collapsed hyperbolic structures from a transversely hyperbolic foliation was examined by Hodgson [Hod86], and later in a specific case by Porti [Por10]. However, it had not yet been established how to construct a geometric transition in this context. Our point of view, based on real projective geometry, is that such degeneration behavior suggests a natural transition to anti de Sitter geometry. As motivation, note that both hyperbolic and AdS are sub-geometries of projective geometry and that, when suitably embedded, the structure groups $\text{Isom } \mathbb{H}^3 = \text{PO}(3, 1)$ and $\text{Isom AdS}^3 = \text{PO}(2, 2)$ intersect inside $\text{PGL}(4, \mathbb{R})$ in the $\text{O}(2, 1)$ subgroup that preserves a hyperbolic plane \mathcal{P} . We develop tools to construct examples of this hyperbolic-AdS transition. In the setting above, in which the hyperbolic structures have cone singularities, the AdS structures generated on the other side of the transition will have the analogous singularity in Lorentzian geometry, called a tachyon. We demonstrate our methods in the case that N is the unit tangent bundle of the $2, m, m$ triangle orbifold.

Theorem 1. *Let $m \geq 5$, and let S be the hyperbolic structure on the two-sphere with three cone points of order $2, m, m$. Let N be the unit tangent bundle of S . Then, there exists a knot Σ in N and a continuous path of real projective structures \mathcal{P}_t on N , singular along Σ , such that \mathcal{P}_t is conjugate to:*

- a hyperbolic cone structure of cone angle $\alpha < 2\pi$, when $t > 0$, or
- an AdS structure with tachyon singularity of mass $\varphi < 0$, when $t < 0$.

As $t \rightarrow 0$, the cone angle $\alpha \rightarrow 2\pi^-$ (resp. $\varphi \rightarrow 0^-$) and the hyperbolic geometry (resp. AdS geometry) of \mathcal{P}_t collapses to the surface S .

The key to the proof of Theorem 1, given in Section 5, is the construction of the *transitional* projective structure \mathcal{P}_0 . We build \mathcal{P}_0 out of a new homogeneous geometry called *half-pipe* (HP) geometry, designed to bridge the gap between hyperbolic and AdS. Half-pipe geometry arises naturally as a limit of conjugates of hyperbolic geometry inside

of projective geometry. In the context above, in which hyperbolic structures collapse onto a hyperbolic plane \mathcal{P} , we *rescale* \mathbb{H}^3 in order to prevent collapse. Specifically, we apply a projective transformation that preserves \mathcal{P} (the plane of collapse) but stretches transverse to \mathcal{P} . The limit of the conjugate copies of \mathbb{H}^3 produced by this rescaling is the projective model for half-pipe geometry HP^3 . We note that information about the collapsed hyperbolic structure is contained in the HP geometry: Every HP structure has a natural projection to its associated transversely hyperbolic foliation \mathcal{F} . Additionally, the HP geometry preserves some first order information in the collapsing direction; this information is critical for regeneration to both hyperbolic and AdS structures.

We emphasize that the most important contribution of this paper is the general construction of half-pipe geometry, given in Section 3, as the transitional geometry connecting hyperbolic to AdS. Although our main application is to structures with cone singularities, this construction is very general and may be useful in other contexts. We also note that half-pipe geometry does not have an invariant metric (Riemannian nor Lorentzian). Our projective geometry approach eliminates metrics from the analysis entirely.

1.1 Cone/tachyon transitions

Recall that a cone singularity (see Section 2.4 or e.g. [HK05, Bro07, Suo03]) in \mathbb{H}^3 geometry is a singularity along a geodesic axis such that the holonomy of a meridian encircling the axis is a rotation around the axis. Similarly, a tachyon (see Section 2.5 or [BBS09]) in AdS^3 geometry is a singularity along a space-like axis such that the holonomy of a meridian encircling the axis is a Lorentz boost orthogonal to the axis. The magnitude of the boost is called the tachyon mass. When rescaled, a hyperbolic cone singularity of cone angle approaching 2π and an AdS tachyon singularity of mass approaching zero both limit to an *infinitesimal cone singularity* in HP.

As is the case for the hyperbolic-spherical transition, it is technically difficult to prove general statements about when a collapsing family of hyperbolic cone manifolds yields a transition to AdS; we do not prove such statements here. Rather we shift our point of view toward constructing geometric transitions from an HP structure (regeneration rather than degeneration). One main tool for such constructions, used in particular to prove Theorem 1, is the following regeneration theorem.

Theorem 2. *Let N be a closed orientable three-manifold with a half-pipe structure \mathcal{H} , singular along a knot Σ and with infinitesimal cone angle $-\omega < 0$. Let $\rho_0 : \pi_1 M \rightarrow \text{O}(2,1)$ be the holonomy representation of the associated transversely hyperbolic foliation \mathcal{F} . Suppose that $H^1(\pi_1 N \setminus \Sigma, \mathfrak{so}(2,1)_{\text{Ad}\rho_0}) = \mathbb{R}$. Then there exists geometric structures on N , singular along Σ , and parametrized by $t \in (-\delta, \delta)$ which are*

- *hyperbolic cone structures with cone angle $2\pi - \omega t$ for $t > 0$*
- *AdS structures with a tachyon of mass ωt for $t < 0$.*

Both families limit, as projective structures, to the initial HP structure \mathcal{H} as $t \rightarrow 0$.

The proof of Theorem 2, given in Section 4, involves a generalization of cone singularities to projective geometry. These *cone-like* singularities include cone singularities in hyperbolic geometry, tachyons in AdS geometry, and infinitesimal cone singularities in HP geometry. The basic ingredient needed for Theorem 2 is an open-ness

principle (Proposition 8) for projective structures with cone-like singularities akin to the Thurston-Ehresmann principle for non-singular structures. We mention that in contrast to the convex projective structures studied by Goldman [Gol90], Choi–Goldman [CG97], Benoist [Ben08], Cooper–Long–Tillman [CLT12], Crampon–Marquis [CM12] and others, the projective structures appearing in this article do not arise as quotients of domains in \mathbb{RP}^3 .

The assumptions in Theorem 2 are satisfied by a variety of examples, including examples coming from small Seifert fiber spaces (as in Theorem 1) and Anosov torus bundles. We refer the reader to [Dan11] for a careful analysis of the torus bundle case using ideal tetrahedra. The cohomology condition, reminiscent of a similar condition appearing in Porti’s regeneration theorem for Euclidean cone structures [Por98], is simply a way to guarantee smoothness of the $O(2,1)$ representation variety. Indeed, given an HP structure, our construction of a geometric transition really only requires that a transition exists *on the level of representations* which is implied by (but does not require) smoothness. In Section 6, we study certain structures collapsing to a punctured torus for which the $O(2,1)$ representation variety is not smooth. Though we can still produce transitions, we also observe an interesting flexibility phenomenon in this case: A transitional HP structure can be deformed so that it no longer regenerates to hyperbolic structures.

Theorem 1 gives a limited class of manifolds on which transitions may be constructed. Many more examples can be constructed using the techniques of [Dan11], in which transitioning structures are built out of ideal tetrahedra.

1.2 Some context

From the point of view of three-manifold topology, our construction is a bit surprising. For in light of the work of Porti and others (see above), one might expect that collapsing hyperbolic cone manifolds should limit to the appropriate Thurston geometry of the underlying manifold, which in the context of Theorem 1 is the Riemannian geometry of $\widetilde{SL}(2, \mathbb{R})$. Instead, Theorem 1 produces a half-pipe structure as the limit. We note that while half-pipe geometry and $\widetilde{SL}(2, \mathbb{R})$ geometry are incompatible, our results do not rule out the possibility that $\widetilde{SL}(2, \mathbb{R})$ structures could be constructed as limits of hyperbolic structures in some other way. However, as of yet no such construction exists.

On the other hand, from the point of view of AdS geometry, our results are not surprising at all. Many parallels in the studies of hyperbolic and AdS geometry have appeared in recent years, beginning with Mess’s classification of maximal AdS space-times [Mes07, ABB⁺07] and its remarkable similarity to the Simultaneous Uniformization Theorem of Bers [Ber60] for quasi-Fuchsian hyperbolic structures. Also noteworthy is the Wick rotation/rescaling theory of Benedetti-Bonsante [BB09] which gives a correlation between the boundaries of convex cores of constant curvature space-times and those of geometrically finite hyperbolic three-manifolds. Stemming from Mess’s work, results and questions in hyperbolic and AdS geometry (see [BBD⁺12]) have begun to appear in tandem, suggesting the existence of a deeper link. Our geometric transition construction provides a concrete connection, strengthening the analogy between the two geometries.

Organization of the paper. Section 2 covers preliminary material about the various geometric structures appearing in this work. Section 3 gives the construction of half-pipe

geometry. Section 4 develops the theory of projective structures with cone-like singularities leading to the proof of Theorem 2. Section 5 gives the proof of Theorem 1, and Section 6 discusses an interesting flexibility phenomenon for transitional HP structures.

Acknowledgements. I am grateful to Steven Kerckhoff for advising some of this work during my doctoral studies at Stanford University. I also thank Joan Porti, for suggesting the possibility of the phenomenon in Section 6, and Suhyoung Choi for several helpful discussions about the content of Section 5. Many helpful discussions occurred at the *Workshop on Geometry, Topology, and Dynamics of Character Varieties* at the National University of Singapore in July 2010, and also at the special trimester *Geometry and Analysis of Surface Group Representations* at Institut Henri Poincaré in Paris, 2012. I also acknowledge support from the National Science Foundation grants DMS 1107452, 1107263, 1107367 “RNMS: GEometric structures And Representation varieties” (the GEAR Network).

2 Preliminaries

In this section we give a description of the (G, X) formalism that is ubiquitous in the study of locally homogeneous geometric structures. We will then describe real projective, hyperbolic, and AdS geometry using this formalism. In the final subsection, we describe transversely hyperbolic foliations.

2.1 Deforming (G, X) structures

Let G be a group of analytic diffeomorphisms of X . Recall that a (G, X) structure on a manifold M is given by a collection of charts into X with transition maps (being the restrictions of elements) in G . This data is equivalent to the data of a local diffeomorphism $D : \widetilde{M} \rightarrow X$, called a *developing map*, which is equivariant with respect to the *holonomy representation* $\rho : \pi_1 M \rightarrow G$ ([Ehr36] or see [Thu80, Gol10]).

A smooth family of (G, X) structures on a manifold M with boundary is given by a smooth family of developing maps $D_t : \widetilde{M} \rightarrow X$ equivariant with respect to a smooth family of holonomy representations $\rho_t : \pi_1 M \rightarrow G$. Two deformations D_t and F_t of a given structure D_0 are considered equivalent if there exists a path $g_t \in G$ and a path Φ_t of diffeomorphisms *defined on all but a small neighborhood of ∂M* so that

$$D_t = g_t \circ F_t \circ \widetilde{\Phi}_t$$

where $\widetilde{\Phi}_t$ is a lift of Φ_t to \widetilde{M} and we assume $g_0 = 1$ and $\widetilde{\Phi}_0 = \text{Id}$. A *trivial* deformation of D_0 is of the form $D_t = g_t \circ D_0 \circ \widetilde{\Phi}_t$. In this case, the holonomy representations differ by a path of conjugations:

$$\rho_t = g_t \rho_0 g_t^{-1}.$$

Such a deformation of the holonomy representation is also called trivial. Let $\mathcal{R}(\pi_1 M; G)$ be the space of representations up to conjugation (we only consider points at which this quotient is reasonable). Let $\mathcal{D}(M; G, X)$ be the space of all (G, X) structures on M up to the equivalence described above. The following fact, known as the *Ehresmann-Thurston principle*, is crucial for the study of deformations of (G, X) structures.

Proposition 1 (Ehresmann, Thurston). *The map $\text{hol} : \mathcal{D}(M; G, X) \rightarrow \mathcal{R}(\pi_1 M; G)$, which maps a (G, X) structure to its holonomy representation, is (well-defined and) a local homeomorphism.*

We emphasize that the definition of $\mathcal{D}(M; G, X)$ above does not consider behavior at the boundary. In particular, given a structure D_0 with special geometric features at ∂M , Proposition 1 may produce nearby (G, X) structures with very different boundary geometry. Often (and it will always be the case in this paper), it is desirable to deform (G, X) structures with control over the geometry at the boundary. This is the case, for example, in the study of hyperbolic cone structures (see [HK98]). The Proposition is not strong enough in these cases, and a thorough study of the boundary geometry is needed. In Section 4 we will pay careful attention to this issue as we deform from hyperbolic cone structures to AdS tachyon structures.

2.2 Infinitesimal Deformations

Consider a smooth family of representations $\rho_t : \pi_1 M \rightarrow G$. The derivative of the homomorphism condition (evaluated at $t = 0$) gives that

$$\rho'(ab) = \rho'(a)\rho_0(b) + \rho_0(a)\rho'(b).$$

This is a statement in the tangent space at $\rho_0(ab)$ in G . In order to translate all of the tangent vectors back to the identity, we multiply this equation by $\rho_0(ab)^{-1}$:

$$\begin{aligned} \rho'(ab)\rho_0(ab)^{-1} &= \rho'(a)\rho_0(a)^{-1} + \rho_0(a)\rho'(b)\rho_0(b)^{-1}\rho_0(a)^{-1} \\ &= \rho'(a)\rho_0(a)^{-1} + \text{Ad}_{\rho_0(a)}(\rho'(b)\rho_0(b)^{-1}). \end{aligned}$$

Letting $\mathfrak{g} = T_{\text{Id}}G$ denote the Lie algebra of G , define $z : \pi_1 M \rightarrow \mathfrak{g}$ by $z(\gamma) = \rho'(\gamma)\rho_0(\gamma)^{-1}$. Then z satisfies the *cocycle condition*:

$$z(ab) = z(a) + \text{Ad}_{\rho_0(a)}z(b). \tag{1}$$

The group cocycles $Z^1(\pi_1 M, \mathfrak{g}_{\text{Ad}\rho_0})$ are defined to be all functions z satisfying Equation 1 for all $a, b \in \pi_1 M$. The cocycle $z \in Z^1(\pi_1 M, \mathfrak{g}_{\text{Ad}\rho_0})$ is called an *infinitesimal deformation* of the representation ρ_0 . Next, suppose $\rho_t = g_t \rho_0 g_t^{-1}$ is a trivial deformation of ρ_0 . Differentiating shows that

$$\rho'(\gamma)\rho_0(\gamma)^{-1} = g' - \text{Ad}_{\rho_0(\gamma)}g'.$$

The co-boundaries $B^1(\pi_1 M, \mathfrak{g}_{\text{Ad}\rho_0})$ are defined to be all group cocycles z such that $z(\gamma) = u - \text{Ad}_{\rho_0(\gamma)}u$ for some $u \in \mathfrak{g}$. These are the trivial infinitesimal deformations. Now define the cohomology group $H^1(\pi_1 M, \mathfrak{g}_{\text{Ad}\rho_0}) = Z^1(\pi_1 M, \mathfrak{g}_{\text{Ad}\rho_0})/B^1(\pi_1 M, \mathfrak{g}_{\text{Ad}\rho_0})$. If $\mathcal{R}(\pi_1 M; G)$ is a smooth manifold at ρ_0 , then $H^1(\pi_1 M, \mathfrak{g}_{\text{Ad}\rho_0})$ describes the tangent space at ρ_0 . In all cases of interest here, G is an algebraic group and the representation space $\mathcal{R}(\pi_1 M; G)$ can be given the structure of an algebraic variety.

2.3 Projective Geometry

Real projective geometry will provide the framework for the constructions in this paper. It is more flexible than metric geometries, but nonetheless has a lot of useful structure. The real projective space \mathbb{RP}^n is the space of lines in \mathbb{R}^{n+1} . It is an n -dimensional manifold, orientable if and only if n is odd. The group $\mathrm{GL}(n+1, \mathbb{R})$ acts by diffeomorphisms on \mathbb{RP}^n , with kernel given by its center $\{\lambda I : \lambda \in \mathbb{R}^*\}$. Thus $\mathrm{PGL}(n+1, \mathbb{R})$, defined to be the quotient of $\mathrm{GL}(n+1, \mathbb{R})$ by its center, acts faithfully by diffeomorphisms on \mathbb{RP}^n . A hyperplane of dimension $k+1$ in \mathbb{R}^{n+1} descends to a copy of \mathbb{RP}^k inside \mathbb{RP}^n , which we call a k -plane. The *lines* in \mathbb{RP}^n are described by the case $k=1$. They correspond to two-dimensional planes in \mathbb{R}^{n+1} . Note that k -planes in \mathbb{RP}^n are taken to other k -planes by $\mathrm{PGL}(n+1, \mathbb{R})$, so these are well defined geometric objects in projective geometry; they play the role of totally geodesic hyperplanes in a Riemannian model geometry.

A *projective structure* on a manifold M^n is an (G, X) structure for $G = \mathrm{PGL}(n+1, \mathbb{R})$, $X = \mathbb{RP}^n$. Hyperbolic structures, AdS structures, and half-pipe structures (to be defined in Section 3) are special examples of projective structures.

2.4 Hyperbolic geometry and cone singularities

Given a smooth manifold M , the data of a hyperbolic metric on M (i.e. a Riemannian metric with sectional curvatures equal to -1) is equivalent to a (G, X) structure on M , where $X = \mathbb{H}^n$ and $G = \mathrm{Isom}(\mathbb{H}^n)$ is the group of isometries of \mathbb{H}^n . For basics of hyperbolic geometry, see [Thu80, Thu97, Rat94]. We quickly recall the definitions, and then describe the main structures of interest: hyperbolic manifolds with cone singularities.

Let $\mathbb{R}^{n,1}$ denote \mathbb{R}^{n+1} equipped with the $(n, 1)$ Minkowski form η :

$$\eta = \begin{pmatrix} -1 & 0 \\ 0 & I_n \end{pmatrix}.$$

The projective model for hyperbolic space is given by the negative lines with respect to this quadratic form:

$$\mathbb{H}^n = \{x : x^T \eta x < 0\} / \mathbb{R}^*.$$

The group $\mathrm{PO}(n, 1) \subset \mathrm{PGL}(n+1, \mathbb{R})$ of matrices (up to $\pm I$) that preserve η defines the isometry group in this model. So, every hyperbolic structure is also a projective structure and we say that hyperbolic geometry is a *specialization* or *sub-geometry* of projective geometry. Geodesic lines and hyperplanes in \mathbb{H}^n are given by lines and hyperplanes in \mathbb{RP}^n that intersect \mathbb{H}^n .

We now restrict to dimension three. Let N be a closed oriented three-manifold, with Σ a knot in N . Let $M = N \setminus \Sigma$. A *hyperbolic cone-manifold structure* on (N, Σ) is given by a smooth hyperbolic structure on M such that the geodesic completion is topologically N (see [HK98]). The holonomy representation ρ for the cone manifold structure refers to the holonomy representation for the smooth structure on M .

Consider a tubular neighborhood T of Σ . The developing map D on $\widetilde{T \setminus \Sigma}$ extends to the geodesic completion $\widetilde{T \setminus \Sigma} \cup \widetilde{\Sigma}$, which is the universal branched cover of T branched over Σ . The image $D(\widetilde{\Sigma})$ is a one-dimensional set in \mathbb{H}^3 which must be fixed point-wise by the holonomy $\rho(\mu)$ of a meridian μ encircling Σ . We will assume $\rho(\mu)$ is non-trivial.

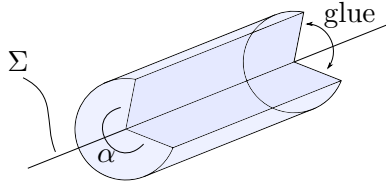


Figure 1: Schematic of a cone singularity in \mathbb{H}^3 (or any Riemannian model geometry). Perpendicular to the singular locus, the geometry is that of a cone-point on a surface.

Then $\rho(\mu)$ is a rotation about a geodesic \mathcal{L} in \mathbb{H}^3 and D maps $\tilde{\Sigma}$ diffeomorphically onto \mathcal{L} . In this sense, the singular locus Σ is totally geodesic.

The local geometry at points of Σ is determined by the *cone angle* α , given up to a multiple of 2π , by the rotation angle of $\rho(\mu)$. To determine the full cone angle, one may lift the developing map D to $\tilde{\mathbb{H}}^3 \setminus \mathcal{L}$, yielding a lift of $\rho|_{\pi_1 T}$ to the universal cover $\tilde{H}_{\mathcal{L}}$ of the subgroup $H_{\mathcal{L}} \subset \text{PO}(n, 1)$ that preserves \mathcal{L} . The lifted holonomy of μ then measures the full cone angle. Note that totally geodesic discs orthogonal to the singular locus exist and are isometric to \mathbb{H}^2 cones of the same cone angle α .

We mention that it is equivalent to describe the geometry of (N, Σ) near points of Σ using finitely many charts that extend to Σ . That is, for a point $p \in \Sigma$, there exists simply connected open sets U_1, \dots, U_k in M and charts $\varphi_1, \dots, \varphi_k$, such that the closures $\bar{U}_1, \dots, \bar{U}_k$ cover a neighborhood of p in N and each chart φ_i extends continuously to \bar{U}_i . One may also construct a cone singularity by glueing together one or more polygonal wedges around a line as in Figure 1.

2.5 AdS geometry and tachyons

Anti de Sitter (AdS) geometry is a Lorentzian analogue of hyperbolic geometry in the sense that AdS^n has all sectional curvatures equal to -1 . However, the metric on AdS^n is indefinite of signature $(n - 1, 1)$. Vectors of negative length-squared are called *time-like*, vectors of positive length-squared are called *space-like*, and non-zero vectors with zero length are called *light-like* or *null*. For basics on Lorentzian geometry, see [BEE96] or any physics text on relativity. The implications of negative curvature in Lorentzian geometry are somewhat different than in Riemannian geometry. For example, AdS^n has an ideal boundary at infinity, but only space-like and light-like geodesics have endpoints on this ideal boundary. Time-like geodesics, on the other hand, are periodic. The geometry in the time-like directions acts more like a positively curved Riemannian space. The reader may consult [BB09] or [Dan11] for some basics of AdS geometry.

Let $\mathbb{R}^{n-1,2}$ denote \mathbb{R}^{n+1} equipped with the $(n - 1, 2)$ Minkowski form η , which we choose to write as follows

$$\eta = \begin{pmatrix} -1 & 0 & 0 \\ 0 & I_{n-1} & 0 \\ 0 & 0 & -1 \end{pmatrix}.$$

The projective model of AdS^n is given by:

$$\text{AdS}^n = \{x \in \mathbb{R}^{n+1} : x^T \eta x < 0\} / \mathbb{R}^*.$$

The group $\text{PO}(n-1, 2)$ of matrices (up to $\pm I$) that preserve η defines the isometry group in this model. If n is even, then $\text{PO}(n-1, 2) \cong \text{SO}(n-1, 2)$ has two components, one that preserves time-orientation and one that reverses it. If n is odd, $\text{PO}(n-1, 2)$ has four components corresponding to the binary conditions orientation-preserving (or not), and time-orientation preserving (or not). The orientation preserving, time-orientation preserving subgroup is the component of the identity $\text{PO}_0(n-1, 2) = \text{PSO}_0(n-1, 2)$. The orientation preserving subgroup is $\text{PSO}(n-1, 2)$. Totally geodesic lines and planes are given by lines and planes in \mathbb{RP}^n which intersect AdS^n . A line is time-like, light-like, or space-like if the signature of the corresponding 2-plane in \mathbb{R}^{n+1} is $(0, 2)$, degenerate, or $(1, 1)$ respectively. Each codimension one space-like plane, meaning positive definite signature, is isometric to a copy of \mathbb{H}^{n-1} .

We now specialize to dimension three and describe the AdS analogue of a cone singularity: a tachyon. Let N be a closed three-manifold, with Σ a knot in N . Let $M = N \setminus \Sigma$. We give the following definition of an AdS^3 manifold with tachyon singularities. Barbot-Bonsante-Schlenker give an equivalent definition in [BBS09] as well as a detailed discussion of tachyons and other singularities in AdS.

Definition 1. An AdS^3 structure on N with a tachyon at Σ is given by a smooth AdS^3 structure on M such that the geodesic completion is topologically N . The singular locus Σ is required to be space-like, and the local future and local past at points of Σ must each be connected and non-empty.

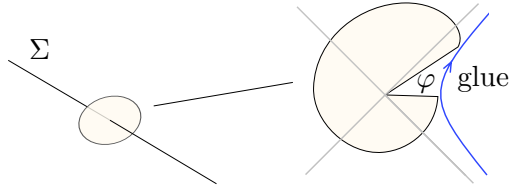


Figure 2: Schematic of a tachyon singularity in AdS^3 . The geometry orthogonal to the space-like singular locus can be constructed by glueing a wedge in AdS^2 together with a Lorentz boost. The glueing depicted produces a tachyon of mass $-|\varphi|$.

Consider a tubular neighborhood T of Σ . The developing map D on $\widetilde{T \setminus \Sigma}$ extends to the geodesic completion $\widetilde{T \setminus \Sigma} \cup \widetilde{\Sigma}$, which is the universal branched cover of T branched over Σ . The image $D(\widetilde{\Sigma})$ is (locally) a one-dimensional set in AdS^3 which must be fixed by the holonomy $\rho(\mu)$ of a meridian μ around Σ . Assuming $\rho(\mu)$ is non-trivial, it point-wise fixes a geodesic \mathfrak{L} in AdS^3 and D maps $\widetilde{\Sigma}$ diffeomorphically onto \mathfrak{L} . In this sense Σ is totally geodesic. By definition, \mathfrak{L} is required to be *space-like*. The group $G_{\mathfrak{L}}$ of orientation preserving isometries that pointwise fix a space-like geodesic \mathfrak{L} is isomorphic to $\mathbb{R} \times \mathbb{Z}/2$. The $\mathbb{Z}/2$ factor is rotation by π , while the non-compact \mathbb{R} factor corresponds to a *hyperbolic rotation* around \mathfrak{L} , acting as a Lorentz boost in each tangent plane orthogonal to \mathfrak{L} . We choose an orientation of \mathfrak{L} which then determines an orientation on the tangent planes \mathfrak{L}^{\perp} . The *hyperbolic angle* φ of a hyperbolic rotation $A \in G_{\mathfrak{L}}$ is determined by

$$\cosh \varphi = v^T \eta A v$$

where $v \in \mathfrak{L}^\perp$ is any space-like unit vector. The sign of φ is determined from the orientation of \mathfrak{L}^\perp by the convention: $\varphi > 0$ if $\{v, Av\}$ matches the orientation of \mathfrak{L}^\perp . The *tachyon mass* is the hyperbolic angle of $\rho(\mu)$, provided that μ is chosen to wind around Σ in the direction consistent with the chosen orientation of \mathfrak{L} . Note that the sign of the tachyon mass is independent of the chosen orientation of \mathfrak{L} . The length of Σ is given by the translational part of the holonomy $\rho(\lambda)$ of a longitude λ of Σ . In general $\rho(\lambda)$ may also have a component in $G_{\mathfrak{L}}$.

As in the Riemannian case, the local geometry at a singularity is, in general, captured by a lifted version of the local holonomy with image in the lift $G_{\mathfrak{L}}$ of $G_{\mathfrak{L}}$ to the universal cover $\widetilde{\text{AdS}^n \setminus \mathfrak{L}}$. The group $\widetilde{G}_{\mathfrak{L}} \cong \mathbb{R} \times \pi\mathbb{Z}$, is generated (factor-wise) by hyperbolic rotations, and rotations by integer multiples of π . The $\pi\mathbb{Z}$ component of an element of $\widetilde{G}_{\mathfrak{L}}$ is called the *discrete rotational part*.

Proposition 2. *The discrete rotational part of the holonomy around Σ is 2π .*

Proof. This follows from the condition that the local future and local past at points of Σ must be connected and non-empty. Choose a representative $\mu(t)$ for the meridian so that for every t , $\mu(t)$ lies on a ray orthogonal to Σ emanating from p . Then $D(\mu(t))$ lies entirely in the plane \mathfrak{L}^\perp orthogonal to \mathfrak{L} at the point $q = D(p)$. As the future of p and the past of p each have one component, $D(\mu(t))$ crosses the four light-like rays emanating from q in \mathfrak{L}^\perp exactly once (counted with sign). \square

As with cone singularities, the geometry near a point of the tachyon Σ can be equivalently described using finitely many charts that extend to Σ . One may also construct tachyons by glueing together one or more polygonal wedges around a space-like line as depicted in Figure 2. If the mass is negative this construction can be performed using one wedge with space-like faces as in Figure 2. Interestingly, there is another way to construct a tachyon which is not directly analogous to the Riemannian case. Begin with a tubular neighborhood U of a space-like geodesic \mathfrak{L} in AdS. The light-cone \mathcal{C} of \mathfrak{L} consists of all light-like lines passing through \mathfrak{L} orthogonally; it is the union of two light-like (degenerate) planes which cross at \mathfrak{L} . Removing \mathfrak{L} from \mathcal{C} gives four disjoint open half-planes. Note that the hyperbolic rotations around \mathfrak{L} preserve each of these light-like half-planes. A tachyon is produced by slitting U along one such half-plane and reglueing via a hyperbolic rotation. Figure 3 depicts a two dimensional cross section of this construction.

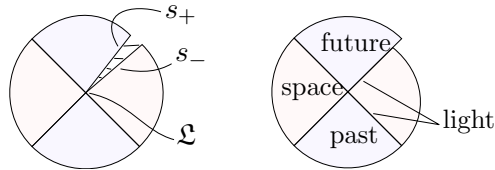


Figure 3: A two-dimensional cross-section of a tachyon can be constructed by cutting along a light-like ray and then glueing back together with a Lorentz boost, which act as a dilation along the ray. The figure depicts a tachyon of *negative mass*. This construction should be compared with the construction of Figure 2, which produces the same geometry.

2.6 Transversely hyperbolic foliations

Let X be a $(n - k)$ -dimensional model geometry. A *transversely (G, X) foliation* on a manifold M^n is a smooth foliation by k -dimensional leaves so that locally the space of leaves has a (G, X) structure. More concretely, a transversely (G, X) foliation is defined by charts $\varphi_\alpha : U_\alpha \rightarrow \mathbb{R}^k \times X$ so that each transition map $\varphi_\alpha \circ \varphi_\beta^{-1} = (f, g)$ respects the product structure and acts on the first factor by a smooth function f and on the second factor by the restriction of an element $g \in G$. As we do not require the smooth functions f to be analytic, a transversely (G, X) foliation is not itself a (G', X') structure.

Consider the case $k = 1$, with $X = \mathbb{H}^{n-1}$, $G = \text{Isom}(\mathbb{H}^{n-1})$. Then a transversely (G, X) structure on M is called a *transversely hyperbolic foliation*. One can analytically continue charts in the usual way to build a pseudo-developing map $D : \widetilde{M} \rightarrow X$, which is a local submersion equivariant with respect to a representation $\rho : \pi_1 M \rightarrow G$, again called the holonomy representation. This degenerate developing map encapsulates all of the information about the foliation and its transverse structure.

Transversely hyperbolic foliations arise as limits of degenerating hyperbolic structures. Assume for simplicity that M is orientable. Consider a path $D_t : \widetilde{M} \rightarrow \mathbb{H}^n$ of developing maps for hyperbolic structures such that $D_0 = \lim_{t \rightarrow 0} D_t$ collapses to a local submersion onto a codimension one hyperbolic space $\mathcal{P} \cong \mathbb{H}^{n-1}$. The limit D_0 will be equivariant with respect to the limiting holonomy representation ρ_0 . The image of ρ_0 must lie in the subgroup H of $\text{Isom}^+(\mathbb{H}^n)$ that preserves the plane \mathcal{P} . This group H is exactly the isometries of \mathcal{P} , so D_0 defines a transversely $(\mathcal{P}, H) \cong (\mathbb{H}^{n-1}, \text{Isom}(\mathbb{H}^{n-1}))$ structure on M .

The following theorem of Thurston classifies the topology of closed three-manifolds M that admit a transversely hyperbolic foliation:

Theorem (Thm 4.9 [Thu80]). *Suppose M^3 is a closed manifold endowed with a transversely hyperbolic foliation. Let D be a pseudo-developing map with holonomy ρ . Then one of the following holds.*

- (a) *The holonomy group $\rho(\pi_1 M)$ is discrete and D descends to a Seifert fibration*

$$D_{/\pi_1 M} : M \rightarrow \mathbb{H}^2 / \rho(\pi_1 M).$$

- (b) *The holonomy group $\rho(\pi_1 M)$ is not discrete, and M fibers over the circle with fiber a torus.*

Theorem 1 of the introduction produces hyperbolic cone manifolds that collapse, as the cone angle approaches 2π , to the transversely hyperbolic foliation defined by a Seifert fibration as in case (a) above.

3 Transition theory: half-pipe structures

Our description of the transition between hyperbolic and AdS geometry hinges on the understanding of an interesting new transitional geometry, which we call *half-pipe* or HP geometry, that bridges the gap between hyperbolic and AdS geometry. Recall that we wish to construct transitions in the context of hyperbolic and anti de Sitter structures

that collapse onto a co-dimension one hyperbolic space. Therefore our model for \mathbb{HP}^n should be the “midpoint” in a family of models \mathbb{X}_s which share a common embedded co-dimension one hyperbolic space. We give a natural construction of such a family of models inside of real projective geometry. Though the main focus will be the case $n = 3$, we develop this part of the theory in all dimensions $n \geq 2$.

3.1 \mathbb{H}^n and AdS^n as domains in \mathbb{RP}^n

Consider the family η_s of diagonal forms on \mathbb{R}^{n+1} given by

$$\eta_s = \begin{pmatrix} -1 & 0 & 0 \\ 0 & I_{n-1} & 0 \\ 0 & 0 & \text{sign}(s)s^2 \end{pmatrix}$$

where s is a real parameter and I_{n-1} represents the identity matrix. Each form η_s defines a region \mathbb{X}_s in \mathbb{RP}^n by the inequality

$$x^T \eta_s x = -x_1^2 + x_2^2 + \dots + x_n^2 + \text{sign}(s)s^2 x_{n+1}^2 < 0.$$

For each s , \mathbb{X}_s is a homogeneous sub-space of \mathbb{RP}^n which is preserved by the group G_s of linear transformations that preserve η_s . The usual projective model for hyperbolic geometry is given by $\mathbb{H}^n = \mathbb{X}_{+1}$, with $G_{+1} = \text{PO}(n, 1)$. In fact, for all $s > 0$ an isomorphism $\mathbb{X}_{+1} \rightarrow \mathbb{X}_s$ is given by the *rescaling map*

$$\mathbf{r}_s = \begin{pmatrix} I_n & 0 \\ 0 & |s|^{-1} \end{pmatrix} \in \text{PGL}(n+1, \mathbb{R}).$$

Note that \mathbf{r}_s conjugates $\text{PO}(n, 1)$ to G_s . Similarly, \mathbb{X}_{-1} is the usual projective model for anti de Sitter geometry, AdS^n , with $G_{-1} = \text{PO}(n-1, 2)$. For all $s < 0$, the map \mathbf{r}_s gives an isomorphism $\mathbb{X}_{-1} \rightarrow \mathbb{X}_s$, conjugating $\text{PO}(n-1, 2)$ into G_s . The rescaling map \mathbf{r}_s should be thought of as a projective change of coordinates which does not change intrinsic geometric properties.

Remark 1. For $s \neq 0$, a constant curvature -1 metric on \mathbb{X}_s is obtained by considering the hyperboloid model, defined by $x^T \eta_s x = -1$. In this sense, the maps \mathbf{r}_s are isometries.

There is a distinguished codimension one totally geodesic hyperbolic space \mathcal{P}^{n-1} defined by

$$x_{n+1} = 0 \quad \text{and} \quad -x_1^2 + x_2^2 + \dots + x_n^2 < 0.$$

Note that \mathcal{P}^{n-1} is contained in \mathbb{X}_s for all s . The rescaling map \mathbf{r}_s point-wise fixes \mathcal{P}^{n-1} .

3.2 Rescaling the degeneration - definition of \mathbb{HP}^n

The space \mathbb{X}_0 is a natural intermediary space between \mathbb{H}^n and AdS^n . However, as the metric η_0 is degenerate, the full group of isometries of \mathbb{X}_0 makes the structure too flimsy to be of much use in our transition context. In order to determine a useful structure group for \mathbb{X}_0 we examine the degeneration context in which we hope to construct a transition. In this section, we will not pay close attention to technical details about collapsing.

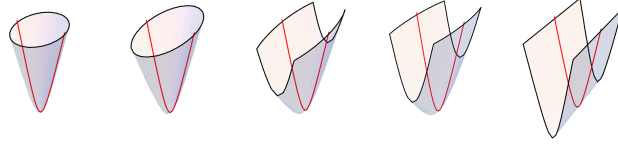


Figure 4: For each $s > 0$, the hyperboloid $x^T \eta_s x = -1$ gives a model for \mathbb{H}^2 (left four figures). As $s \rightarrow 0^+$, the limit is the hyperboloid model for $\mathbb{H}\mathbb{P}^2$ (shown right). The distinguished codimension one hyperbolic space $\mathcal{P} \cong \mathbb{H}^1$ is shown in red.

Consider a family of developing maps $D_t : \widetilde{M} \rightarrow \mathbb{X}_1$ with holonomy $\rho_t : \pi_1 M \rightarrow G_1 = \text{PO}(n, 1)$, defined for $t > 0$. Suppose that at time $t = 0$, our developing maps collapse to D_0 , a local submersion onto the co-dimension one hyperbolic space \mathcal{P}^{n-1} . In particular the last coordinate x_{n+1} converges to the zero function. The holonomy representations ρ_t then converge to a representation ρ_0 with image in the subgroup $H_0 \cong \text{PO}(n-1, 1)$ that preserves \mathcal{P}^{n-1} . The one dimensional foliation defined by the local submersion D_0 has a natural transverse \mathbb{H}^{n-1} structure. The foliation together with its transverse structure is called a *transversely hyperbolic foliation* (see Section 2.6). We assume for simplicity that the fibers of the foliation can be consistently oriented so that in particular the holonomy representation ρ_0 of the transverse structure has image in the subgroup

$$H_0^+ = \left\{ \begin{pmatrix} A & 0 \\ 0 & 1 \end{pmatrix} : A \in \text{SO}(n-1, 1) \right\} / \{\pm I\} \cong \text{PSO}(n-1, 1).$$

Next, apply the rescaling map \mathfrak{r}_t to get the family $\mathfrak{r}_t D_t : \widetilde{M} \rightarrow \mathbb{X}_t$. This does not change the intrinsic hyperbolic geometry, but extrinsically in $\mathbb{R}\mathbb{P}^n$ this stretches out the collapsing direction: \mathfrak{r}_t rescales the x_{n+1} coordinate by $1/t$. Let us assume that $\mathfrak{r}_t D_t$ converges as $t \rightarrow 0$ to a local diffeomorphism $\mathcal{D} : \widetilde{M} \rightarrow \mathbb{X}_0$. The map \mathcal{D} will be equivariant with respect to a representation $\rho_{\mathcal{D}} : \pi_1 M \rightarrow \text{PGL}(n+1, \mathbb{R})$. This representation is the limit of the holonomy representations for the \mathbb{X}_t structures determined by $\mathfrak{r}_t D_t$, which are given by the representations $\mathfrak{r}_t \rho_t \mathfrak{r}_t^{-1}$. For a particular $\gamma \in \pi_1 M$, we write $\rho_t(\gamma) = \begin{pmatrix} A(t) & w(t) \\ v(t) & a(t) \end{pmatrix}$ where A is $n \times n$, $w, v^T \in \mathbb{R}^n$, and $a \in \mathbb{R}$. Then

$$\mathfrak{r}_t \rho_t(\gamma) \mathfrak{r}_t^{-1} = \begin{pmatrix} A(t) & tw(t) \\ \frac{v(t)}{t} & a(t) \end{pmatrix} \xrightarrow{t \rightarrow 0} \begin{pmatrix} A(0) & 0 \\ v'(0) & 1 \end{pmatrix} = \rho_{\mathcal{D}}(\gamma). \quad (2)$$

The special form of $\rho_{\mathcal{D}}$ motivates the following definition.

Definition 2. Define $\mathbb{H}\mathbb{P}^n = \mathbb{X}_0$ and G_{HP} to be the subgroup of $\text{PGL}(n+1, \mathbb{R})$ of matrices (defined up to $\pm I$) with the form $\begin{pmatrix} A & 0 \\ v & \pm 1 \end{pmatrix}$ where $A \in \text{O}(n-1, 1)$ and $v^T \in \mathbb{R}^n$. We refer to G_{HP} as the group of *half-pipe isometries*. A structure modeled on $(\mathbb{H}\mathbb{P}^n, G_{\text{HP}})$ is called a *half-pipe structure*.

Definition 3. We say that any path of $\text{O}(n, 1)$ representations ρ_t satisfying the limit (2) is *compatible to first order* at $t = 0$ with $\rho_{\mathcal{D}}$.

Both Lie algebras $\mathfrak{so}(n, 1)$ and $\mathfrak{so}(n - 1, 2)$ split with respect to the adjoint action of $O(n - 1, 1)$ as the direct sum $\mathfrak{so}(n - 1, 1) \oplus \mathbb{R}^{n-1,1}$. In both cases, the $\mathbb{R}^{n-1,1}$ factor describes the tangent directions normal to $O(n - 1, 1)$. The group G_{HP} is really a semi-direct product

$$G_{\text{HP}} \cong \mathbb{R}^{n-1,1} \rtimes O(n - 1, 1)$$

where an element $\begin{pmatrix} A & 0 \\ v' & \pm 1 \end{pmatrix}$ is thought of as an infinitesimal deformation v' of the element A normal to $O(n - 1, 1)$ (into either $O(n, 1)$ or $O(n - 1, 2)$).

We also note that the isotropy group of a point in HP^n is $\mathbb{R}^{n-1} \rtimes (O(n - 1) \times \mathbb{Z}/2)$. The subgroup that fixes a point and also preserves orientation and the orientation of the degenerate direction is $\mathbb{R}^{n-1} \rtimes \text{SO}(n - 1)$.

3.3 Example: singular torus

We give an illustrative example in dimension $n = 2$ of transitioning singular structures on a torus. Let $F_2 = \langle a, b \rangle$ be the free group on two generators. For $t > 0$ define the following representations into $G_{+1} = \text{PO}(2, 1)$:

$$\rho_t(a) = \begin{pmatrix} 3 & 2\sqrt{2} & 0 \\ 2\sqrt{2} & 3 & 0 \\ 0 & 0 & 1 \end{pmatrix}, \quad \rho_t(b) = \begin{pmatrix} \sqrt{1+t^2} & 0 & t \\ 0 & 1 & 0 \\ t & 0 & \sqrt{1+t^2} \end{pmatrix}.$$

For small t , the commutator $\rho_t[a, b]$ is elliptic, rotating by an amount $\theta(t) = 2\pi - 2t + O(t^2)$. These representations describe a family of hyperbolic cone tori with cone angle $\theta(t)$. As $t \rightarrow 0$ these tori collapse onto a circle (the geodesic representing a). Next, we rescale this family to produce a limiting half-pipe representation:

$$\begin{aligned} \tau_t \rho_t(a) \tau_t^{-1} &= \rho_t(a) && \text{(independent of } t) \\ \tau_t \rho_t(b) \tau_t^{-1} &= \begin{pmatrix} \sqrt{1+t^2} & 0 & t^2 \\ 0 & 1 & 0 \\ 1 & 0 & \sqrt{1+t^2} \end{pmatrix} \xrightarrow{t \rightarrow 0} \begin{pmatrix} 1 & 0 & 0 \\ 0 & 1 & 0 \\ 1 & 0 & 1 \end{pmatrix}. \end{aligned}$$

After applying τ_t , the fundamental domains for the hyperbolic cone tori limit to a fundamental domain for a singular HP structure on the torus (see figure 5). The commutator

$$\tau_t \rho_t([a, b]) \tau_t^{-1} \xrightarrow{t \rightarrow 0} \begin{pmatrix} 1 & 0 & 0 \\ 0 & 1 & 0 \\ 2 & -2\sqrt{2} & 1 \end{pmatrix}$$

fixes the singular point and shears in the degenerate direction. This half-pipe isometry can be thought of as an infinitesimal rotation in \mathbb{H}^2 .




Figure 5: Fundamental domains for hyperbolic cone tori collapsing to a circle (shown in red). The collapsing structures are rescaled to converge to an HP structure (right).

Next consider the family of singular AdS² structures on the torus given by the following $G_{-1} = \text{PSO}(1, 2)$ representations defined for $t < 0$:

$$\sigma_t(a) = \begin{pmatrix} 3 & 2\sqrt{2} & 0 \\ 2\sqrt{2} & 3 & 0 \\ 0 & 0 & 1 \end{pmatrix}, \quad \sigma_t(b) = \begin{pmatrix} \sqrt{1-t^2} & 0 & -t \\ 0 & 1 & 0 \\ t & 0 & \sqrt{1-t^2} \end{pmatrix}.$$

Here the commutator $\sigma_t[a, b]$ acts as a Lorentz boost by hyperbolic angle $\varphi(t) = -2t + O(t^2)$ about a fixed point in AdS². These representations describe a family of AdS tori with a singular point of *hyperbolic angle* $\varphi(t)$. The singular point is the Lorentzian analogue of a cone point in Riemannian geometry. We describe the three-dimensional version of this singularity in more detail in Section 2.5. Again, as $t \rightarrow 0$ these tori collapse onto a circle (the geodesic representing a). Similar to the above, we have that $\mathfrak{r}_t \sigma_t(b) \mathfrak{r}_t^{-1} \xrightarrow{t \rightarrow 0} \begin{pmatrix} 1 & 0 & 0 \\ 0 & 1 & 0 \\ 1 & 0 & 1 \end{pmatrix}$, showing that the limiting HP representation for these collapsing AdS structures is the same as for the above hyperbolic structures. So we have described a transition on the level of representations. Indeed, applying \mathfrak{r}_t to fundamental domains for the collapsing AdS structures gives the same limiting HP structure as in the hyperbolic case above.

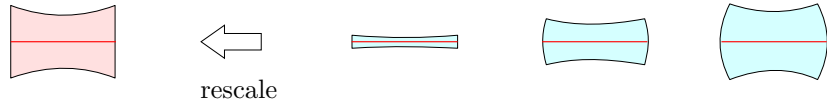


Figure 6: The HP structure (left) from Figure 5 is also the rescaled limit of AdS tori with “boost” singularities. Fundamental domains for the AdS structures are shown right.

3.4 The geometry of HP^n

Though HP^n does not have an invariant Riemannian metric, there are some useful geometric tools for studying HP structures. To begin with, the form η_0 induces a degenerate metric on HP^n . The degenerate direction defines a foliation of HP^n by degenerate lines. These are exactly the lines of constant x_1, \dots, x_n coordinates, with x_{n+1} allowed to vary. There is a projection map $\pi : \text{HP}^n \rightarrow \mathcal{P}^{n-1} \cong \mathbb{H}^{n-1}$, given in coordinates by

$$\pi(x_1, \dots, x_n, x_{n+1}) = (x_1, \dots, x_n, 0)$$

which makes the foliation by degenerate lines a (trivial) \mathbb{R} -bundle over \mathbb{H}^{n-1} . The projection commutes with the action of G_{HP} in the sense that if $g \in G_{\text{HP}}$, then $\pi \circ g = \pi_*(g) \circ \pi$, where $\pi_* : G_{\text{HP}} \rightarrow \text{O}(n-1, 1)$ is given by $\pi_* \begin{pmatrix} A & 0 \\ v & \pm 1 \end{pmatrix} = A$. Thus π defines a transverse hyperbolic structure on the degenerate lines of HP^n . This transverse structure descends to any HP^n structure on a manifold M . So an HP structure on M induces a *transversely hyperbolic foliation* on M (see Section 2.6). This can be described directly with developing maps: If $D : \widetilde{M} \rightarrow \text{HP}^n$ is a local diffeomorphism, equivariant with respect to $\rho : \pi_1 M \rightarrow G_{\text{HP}}$, then $D_0 = \pi \circ D$ is a local submersion onto \mathbb{H}^{n-1} which is equivariant with respect to $\pi_* \circ \rho : \pi_1 M \rightarrow \text{O}(n-1, 1)$. Thinking of the induced transversely hyperbolic foliation, we will sometimes refer to the degenerate direction as the *fiber direction*.

Topologically, HP^n is just $\mathbb{H}^{n-1} \times \mathbb{R}$. A particularly useful diffeomorphism is given by $(\pi, L) : \text{HP}^n \rightarrow \mathbb{H}^{n-1} \times \mathbb{R}$, where π is the projection defined above and L is defined in coordinates by

$$L(x_1, \dots, x_n, x_{n+1}) = \frac{x_{n+1}}{x_1 \sqrt{1 - \left(\frac{x_2}{x_1}\right)^2 - \dots - \left(\frac{x_n}{x_1}\right)^2}}.$$

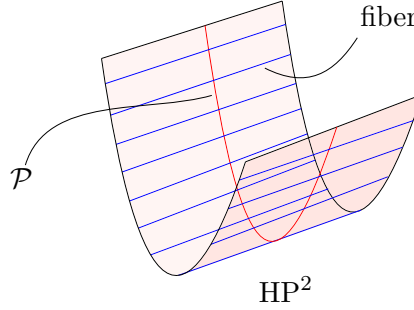


Figure 7: The hyperboloid model of half-pipe geometry in dimension two. The degenerate fibers (blue) foliate HP^2 .

Our choice of structure group G_{HP} makes the geometry more stiff than the geometry of the degenerate metric alone. In particular, the non-zero vector field

$$X_{\text{fiber}} = x_1 \sqrt{1 - \left(\frac{x_2}{x_1}\right)^2 - \dots - \left(\frac{x_n}{x_1}\right)^2} \frac{\partial}{\partial x_{n+1}}$$

descends to $\text{HP}^n \subset \mathbb{RP}^n$ and is invariant under G_{HP} up to \pm . It is tangent to the degenerate direction. The group G_{HP} has four components, corresponding to the conditions orientation preserving (or not) and preserving X_{fiber} (or flipping it). We denote the two components that preserve X_{fiber} by G_{HP}^f . Declaring X_{fiber} to have length one, we can measure lengths along degenerate fibers, as follows. Let $\gamma(t)$ be a path parallel to the degenerate direction, defined for $t \in [a, b]$. Then $\gamma'(t) = f(t)X_{\text{fiber}}$ and we define

$$L_{\text{fiber}}(\gamma) = \int_a^b f(t) dt.$$

We note that $L_{\text{fiber}}(\gamma) = L(\gamma(b)) - L(\gamma(a))$.

Proposition 3. $|L_{\text{fiber}}(\gamma)|$ is invariant under G_{HP} . The sign of $L_{\text{fiber}}(\gamma)$ is preserved by the subgroup G_{HP}^f that preserves the fiber direction.

Note that we can not measure such a fiber length for a path transverse to the fiber direction because there is no invariant projection onto the fiber direction. This is the reason that no invariant Riemannian metric exists on HP^n .

Remark 2. Although we have not yet given a detailed discussion of singularities in HP geometry (see Section 4.2), we note here that, at least in dimensions $n = 2$ and $n = 3$, all HP structures on closed manifolds must have singularities (see the author's thesis [Dan11] for a proof). This might not be surprising as HP geometry was designed for the purpose of transitioning from singular hyperbolic structures to singular AdS structures.

3.5 Regeneration

In this section, we show how to regenerate \mathbb{H}^n and AdS^n structures from HP^n structures.

Proposition 4 (Regeneration). *Let M_0 be a compact n -manifold with boundary and let M be a thickening of M_0 , so that $M \setminus M_0$ is a collar neighborhood of ∂M_0 . Suppose M has an HP structure defined by developing map D_{HP} , and holonomy representation σ_{HP} . Let X be either \mathbb{H}^n or AdS^n and let $\rho_t : \pi_1 M_0 \rightarrow \text{Isom}(X)$ be a family of representations compatible to first order at time $t = 0$ with σ_{HP} (in the sense of Equation 2). Then we can construct a family of X structures on M_0 with holonomy ρ_t for short time.*

Proof. If $X = \mathbb{H}^3$, we take ρ_t to be defined for $t \geq 0$, while if $X = \text{AdS}^3$ then we take ρ_t to be defined for $t \leq 0$. This allows us to use the notation from Section 3.1 and treat both cases at once.

The representations $\sigma_t := \mathbf{r}_t \rho_t \mathbf{r}_t^{-1} : \pi_1 M_0 \rightarrow G_t \subset \text{PGL}(n+1, \mathbb{R})$ converge, by assumption, to σ_{HP} in $\text{PGL}(n+1, \mathbb{R})$. Thus, thinking of the HP structure as a projective structure, the Ehresmann-Thurston principle (Proposition 1) implies that for small time there is a family of nearby projective structures on M_0 with holonomies σ_t . These projective structures are given by developing maps $F_t : \widetilde{M}_0 \rightarrow \mathbb{RP}^n$ which converge (in the compact open topology) to D as $t \rightarrow 0$. We show now that F_t is the developing map for an (G_t, \mathbb{X}_t) structure. We will use the following easy lemma.

Lemma 1. *Let K be a compact set and let $F_t : K \rightarrow \mathbb{RP}^3$ be any continuous family of functions. Suppose $F_0(K)$ is contained in \mathbb{X}_s . Then there is an $\epsilon > 0$ such that $|t| < \epsilon$ and $|r - s| < \epsilon$ implies that $F_t(K)$ is contained in \mathbb{X}_r .*

Consider a compact fundamental domain $K \subset \widetilde{M}_0$. $D(K)$ is a compact set contained in $\text{HP}^n = \mathbb{X}_0 \subset \mathbb{R}P^n$. By the lemma, $F_t(K)$ is also contained in \mathbb{X}_t for all t sufficiently small. Now, since F_t is equivariant with respect to $\sigma_t : \pi_1 M \rightarrow G_t$, we have that the entire image of F_t is contained in \mathbb{X}_t . Thus (for small t), F_t determines an \mathbb{X}_t structure with holonomy σ_t . Now, applying the inverse of the rescaling map gives developing maps $D_t = \mathbf{r}_t^{-1} F_t$ into X which are equivariant with respect to $\rho_t = \mathbf{r}_t^{-1} \sigma_t \mathbf{r}_t$. These define the desired X structures. \square

Note that while this proposition applies in broader generality than Theorem 2 from the Introduction, it does not guarantee any control of the geometry at the boundary. We study behavior near the boundary in Section 4.

In light of the constructions of this section, we make the following definition of geometric transition. Note that there is no mention of half-pipe geometry in the definition:

Definition 4. Let M be an n -dimensional manifold. A *geometric transition* from \mathbb{H}^n structures to AdS^n structures is a continuous path of projective structures \mathcal{P}_t on M so that

- for $t > 0$, \mathcal{P}_t is conjugate to a hyperbolic structure
- for $t < 0$, \mathcal{P}_t is conjugate to an AdS structure.

Proposition 4 implies:

Proposition 5. *Let M be a compact manifold with boundary and let h_t be a path of hyperbolic (resp anti de Sitter) structures on M that degenerate to a transverse hyperbolic foliation. Suppose the h_t limit, as projective structures, to an HP structure. Then a transition to anti de Sitter (resp. hyperbolic) structures can be constructed if and only if the transition can be constructed on the level of representations.*

4 Singular three dimensional structures

In this section, our goal is to build transitions from hyperbolic cone structures to their AdS analogues, tachyon structures. To do this, we generalize the notion of cone singularity to projective structures. We focus on dimension three, though much of what is said here applies in general.

4.1 Cone-like singularities for \mathbb{RP}^3 structures

Let N be an orientable three-manifold with $\Sigma \subset N$ a knot. Let $M = N \setminus \Sigma$.

Definition 5. A *cone-like projective structure with a cone-like singularity* on (N, Σ) is a smooth projective structure on M defined by charts $(U_\alpha, \varphi_\alpha)$ such that

- Every chart $\varphi_\alpha : U_\alpha \rightarrow \mathbb{RP}^3$ extends continuously to the closure $\overline{U_\alpha}$. In the case $\overline{U_\alpha}$ contains points of Σ , we require that φ_α maps $\overline{U_\alpha} \cap \Sigma$ diffeomorphically to a segment of a line \mathcal{L}_α in \mathbb{RP}^3 .
- For every point $p \in \Sigma$, there is a neighborhood B of p and finitely many charts $(\varphi_1, U_1), \dots, (\varphi_k, U_k)$ such that B is covered by $\overline{U_1}, \dots, \overline{U_k}$ and for each j , $B \cap \Sigma \subset \overline{U_j} \cap \Sigma$.

M is called the *smooth part* and Σ is called the *singular locus*. Note that in the case $\overline{U_\alpha} \cap \overline{U_\beta}$ contains points of Σ , the transition function $g_{\alpha\beta} \in \text{PGL}(3, \mathbb{R})$ maps \mathcal{L}_β to \mathcal{L}_α .

We note that a projective structure with cone-like singularities on (N, Σ) induces an \mathbb{RP}^1 structure on Σ , which is compatible with the projective structure on $M = N \setminus \Sigma$.

Definition 6. Let (N, Σ) and (N', Σ') be two projective three-manifolds with cone-like singularities. An *isomorphism* $(N, \Sigma) \cong (N', \Sigma')$ is an isomorphism of projective structures $\Phi : N \setminus \Sigma \rightarrow N' \setminus \Sigma'$ which extends to a diffeomorphism $N \rightarrow N'$. We note that $\Phi|_\Sigma$ is an isomorphism of the induced \mathbb{RP}^1 structures on Σ and Σ' .

Proposition 6. *Let (N, Σ) be a projective manifold with a cone-like singularity. Let B be a small neighborhood of a point $p \in \Sigma$, with $\Sigma_B = \Sigma \cap B$. Then:*

- The developing map D on $\widetilde{B \setminus \Sigma_B}$ extends to the universal branched cover $\widetilde{B} = \widetilde{B \setminus \Sigma_B} \cup \Sigma_B$ of B branched over Σ_B .
- D maps Σ_B diffeomorphically onto an interval of a line \mathcal{L} in \mathbb{RP}^3 .
- The holonomy $\rho(\pi_1(B \setminus \Sigma_B))$ point-wise fixes \mathcal{L} .

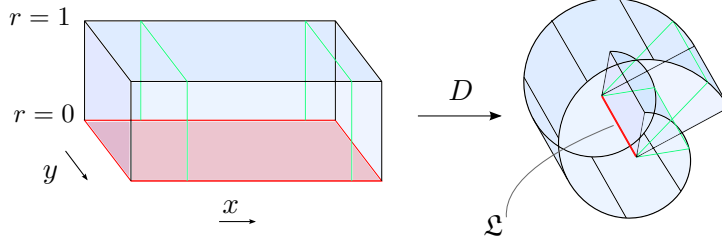


Figure 8: The developing map near a cone-like singularity.

In particular, there are “cylindrical” coordinates $(r, x, y) \in (0, 1) \times \mathbb{R}/\mathbb{Z} \times (0, 1)$ around Σ_B which lift to coordinates on \tilde{B} so that $\lim_{r \rightarrow 0} D(r, x, y) =: f(y)$ is a local submersion to \mathcal{L} independent of x .

Proof. From the definition of cone-like singularity we may choose B and charts $(\varphi_1, U_1), \dots, (\varphi_k, U_k)$ so that

$$B = U_1 \cup \dots \cup U_k \cup \Sigma_B$$

and $\bigcap_{i=1}^k \overline{U_i} = \overline{\Sigma_B}$. By restricting to a smaller neighborhood, we may assume that the following holds:

- $U_i \cap U_j$ is either empty or $\overline{U_i \cap U_j} \cap \Sigma = \overline{\Sigma_B}$.
- The U_i are arranged in order around Σ .

We construct the developing map using U_1, \dots, U_k by first lifting U_1 to $\widetilde{B \setminus \Sigma}$ and mapping into \mathbb{RP}^3 with φ_1 . Then, the usual analytic continuation process defines D on the rest of $\widetilde{B \setminus \Sigma}$. Note that, by our assumptions $\overline{U_i \cap U_{i+1}} \cap \Sigma$ must be non-empty, and so the transition function $g_{i,i+1}$ maps \mathcal{L}_{i+1} to \mathcal{L}_i . Since $\Sigma_B \in \overline{U_i}$ for all i , D extends continuously mapping Σ_B to \mathcal{L}_1 by a diffeomorphism. Hence D extends to the universal branched cover $\tilde{B} = \widetilde{B \setminus \Sigma} \cup \Sigma_B$. The coordinates (r, x, y) are easily obtained by pulling back any choice of cylindrical coordinates around \mathcal{L}_1 in \mathbb{RP}^3 . \square

The converse of the proposition is also true: Suppose there is a projective structure on M and assume that Σ is covered by neighborhoods B so that the developing map D on $\widetilde{B \setminus \Sigma}$ extends to the universal branched cover \tilde{B} , mapping $B \cap \Sigma$ diffeomorphically to a line. Then it is easy to construct charts satisfying the requirements of Definition 5. So (N, Σ) is a projective structure with a cone-like singularity. Therefore the two singularities of interest in hyperbolic and AdS geometry are both examples:

Proposition 7. *Let N be a three manifold and Σ a knot in N . Then*

- (cone singularities are cone-like): *The underlying projective structure of a hyperbolic cone structure (see Section 2.4) on (N, Σ) has a cone-like singularity at Σ .*
- (tachyons are cone-like): *The underlying projective structure of an AdS structure with a tachyon (see Section 2.5) on (N, Σ) has a cone-like singularity at Σ .*

Let $G_{\mathfrak{L}}$ denote the elements of $\mathrm{PGL}(4, \mathbb{R})$ which point-wise fix \mathfrak{L} and preserve orientation. We fix an orientation of \mathfrak{L} and an orientation of \mathbb{RP}^3 which determines a positive direction of rotation around \mathfrak{L} . We define the *rotation angle* map $\mathcal{R} : G_{\mathfrak{L}} \rightarrow S^1$ as follows. Given $[A] \in G_{\mathfrak{L}}$, there is a representative A so that the eigenvalues corresponding to \mathfrak{L} are both one. Let λ_3, λ_4 be the other eigenvalues. If $\lambda_3, \lambda_4 = \lambda, \bar{\lambda}$ are complex, then A is similar in $\mathrm{SL}(4, \mathbb{R})$ to the block diagonal form

$$A = \begin{pmatrix} I_2 & 0 \\ 0 & |\lambda|R(\theta) \end{pmatrix},$$

where $R(\theta)$ rotates by angle θ in the positive direction. In this case define $\mathcal{R}(A) = e^{i\theta}$. If λ_3, λ_4 are real, then they both have the same sign and we define $\mathcal{R}(A) = \mathrm{sign}(\lambda_2)$. The rotation angle function $\mathcal{R} : G_{\mathfrak{L}} \rightarrow S^1$ is a homotopy equivalence.

Now, consider D and ρ as in Proposition 6 and let $\gamma(t) \in \pi_1(B \setminus \mathfrak{L})$. We can find a path $g(t) \in G_{\mathfrak{L}}$ such that $D(\gamma(t)) = g(t) \cdot D(\gamma(0))$ with $g(0) = 1$ and $g(1) = \rho(\gamma)$. The path $g(t)$ is unique up to homotopy and defines the *lifted holonomy* $\tilde{\rho}(\gamma) \in G_{\mathfrak{L}}$. Let m be a meridian encircling Σ in the direction consistent with the local orientation of Σ . The geometry in a neighborhood of a point of Σ is determined by the lifted holonomy $\tilde{\rho}(m)$. There is extra information contained in the lifted holonomy $\tilde{\rho}(m)$ that is missing from $\rho(m)$: $\rho(m)$ does not detect how many times $D(m)$ winds around \mathfrak{L} . This information is contained in the *total rotational part* of γ defined by the lifted rotation angle map $\tilde{\mathcal{R}} : \tilde{G}_{\mathfrak{L}} \rightarrow \mathbb{R}$:

$$\tilde{\mathcal{R}}(\gamma) := \tilde{\mathcal{R}}([g(t)]).$$

The map $\tilde{\mathcal{R}} : \pi_1 B \setminus \Sigma \rightarrow \mathbb{R}$ is a homomorphism. Note that it does not in general extend to a representation of $\pi_1 M$.

Definition 7. The quantity $\alpha := \tilde{\mathcal{R}}(m)$ is the *rotational part* of the holonomy at \mathfrak{L} . Note that the rotational part of the holonomy must satisfy $e^{i\alpha} = \mathcal{R}(\rho(\gamma))$. In the case that the eigenvalues of $\rho(\gamma)$ are real, α is an integer multiple of π and we call α the *discrete rotational part* of the holonomy at \mathfrak{L} .

Note that in the case of hyperbolic cone manifolds, the rotational part of the holonomy at Σ is exactly the cone angle and determines the local geometry entirely. However, in this more general setting, there can be many geometrically different cones with the same rotational holonomy.

A projective structure with cone-like singularities along a multiple component link Σ can be defined analogously. Over the next few sections we will assume Σ has one component; this will be the case in the main theorem we are heading towards, and it also keeps the discussion tidy. However, all of the basic theory we develop can easily be extended to the multiple component case.

4.2 Infinitesimal cone singularities in \mathbb{HP}^3

In order to develop a theory of geometric transitions with singularities, we consider \mathbb{HP} structures with a singularity that is cone-like with respect to the underlying projective structure. These singularities arise naturally as rescaled limits of collapsing neighborhoods of cone singularities (resp. tachyons) in \mathbb{H}^3 (resp. AdS^3).

Definition 8. Let N be an oriented three-manifold with $\Sigma \subset N$ a knot. Let $M = N \setminus \Sigma$. An HP structure with *infinitesimal cone singularity* on (N, Σ) is a smooth HP structure on M whose underlying projective structure has a cone-like singularity at Σ . Further, we require that there are exactly two degenerate rays emanating from each point of Σ . Hence Σ is a non-degenerate line and the discrete rotational part of the holonomy around Σ is 2π .

In this section, we describe model neighborhoods around an infinitesimal cone singularity using the HP geometry. We will show that the local geometry of any infinitesimal cone singularity is realized as the rescaled limit of a model collapsing neighborhood of a cone (resp. tachyon) singularity in hyperbolic (resp. AdS) geometry. We begin by demonstrating this on the level of holonomy representations.

Let T be a solid torus with core curve Σ and assume that T has an HP structure with infinitesimal cone singularity at Σ . Let m be a meridian encircling Σ in the positive direction with respect to the orientation of Σ . If the holonomy $\rho(m)$ is trivial, then the HP structure extends smoothly over Σ , i.e. there is no singularity. This follows from the requirement that the rotational part of the holonomy around Σ be 2π . So, we assume that $\rho(m)$ is non-trivial. Then $\rho(m)$ lies in the group $K_{\mathcal{L}}$ of HP isometries that pointwise fix a non-degenerate line \mathcal{L} and preserve both orientation and the direction along degenerate fibers. The holonomy $\rho(\ell)$ of a longitude ℓ will lie in the group $H_{\mathcal{L}}$ of HP isometries that preserve \mathcal{L} , the orientation of \mathcal{L} , and the orientation of \mathbb{HP}^3 .

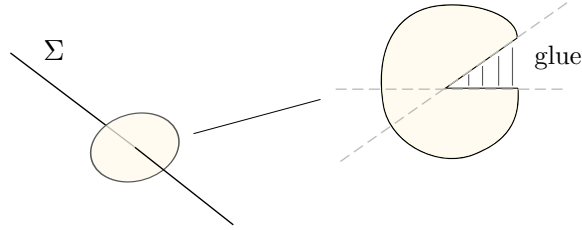


Figure 9: Orthogonal to the singular locus, the geometry can be constructed by gluing together the two non-degenerate boundary rays of a wedge with an infinitesimal rotation.

By conjugating in G_{HP} , we may assume $\rho(m)$ and $\rho(\ell)$ have the following forms:

$$\rho(m) = \begin{pmatrix} 1 & 0 & 0 & 0 \\ 0 & 1 & 0 & 0 \\ 0 & 0 & 1 & 0 \\ 0 & 0 & \omega & 1 \end{pmatrix}, \rho(\ell) = \begin{pmatrix} \cosh d & \sinh d & 0 & 0 \\ \sinh d & \cosh d & 0 & 0 \\ 0 & 0 & \pm 1 & 0 \\ 0 & 0 & \mu & \pm 1 \end{pmatrix}.$$

The general form of $\rho(m)$ describes $K_{\mathcal{L}} \cong \mathbb{R}_{\omega}$, while the general form of $\rho(\ell)$ describes $H_{\mathcal{L}} \cong \mathbb{R}_d \times \mathbb{R}_{\mu} \times \mathbb{Z}/2$. The \mathbb{R}_d factor consists of pure translations along \mathcal{L} and the $\mathbb{Z}/2$ factor is a rotation by π around \mathcal{L} which reverses direction along degenerate fibers. We will see how to interpret the \mathbb{R}_{μ} factor shortly. Recall that there is a hyperbolic plane $\mathcal{P}^2 \subset \mathbb{HP}^3$, which we think of as simultaneously lying in each of our family of models \mathbb{X}_s (refer to Section 3.1 for notation). Note that if $\rho(m), \rho(\ell)$ are in the form given above, then the preserved line \mathcal{L} lies in \mathcal{P} . If ρ is the limit of rescaled $\text{PO}(3, 1)$ representations ρ_t , then assuming that \mathcal{L} lies in \mathcal{P} corresponds to assuming that the axis of $\rho_t(m), \rho_t(\ell)$

in \mathbb{H}^3 lies in \mathcal{P} (at least to first order). Without loss in generality we will assume this throughout the section.

It is easy to construct a path $\rho_t : \langle m, \ell \rangle \rightarrow \text{PO}(3, 1)$ whose rescaled limit agrees with ρ . Define the path as follows:

$$\rho_t(m) = \begin{pmatrix} 1 & 0 & 0 & 0 \\ 0 & 1 & 0 & 0 \\ 0 & 0 & \cos \omega t & -\sin \omega t \\ 0 & 0 & \sin \omega t & \cos \omega t \end{pmatrix}, \rho_t(\ell) = \begin{pmatrix} \cosh d & \sinh d & 0 & 0 \\ \sinh d & \cosh d & 0 & 0 \\ 0 & 0 & \pm \cos \mu t & -\sin \mu t \\ 0 & 0 & \sin \mu t & \pm \cos \mu t \end{pmatrix}.$$

These representations describe hyperbolic cone structures on a tubular neighborhood of Σ with cone angles approaching 2π . One easily checks that conjugating ρ_t by the rescaling map \mathfrak{r}_t produces the desired limit as $t \rightarrow 0$. For example:

$$\mathfrak{r}_t \rho_t(m) \mathfrak{r}_t^{-1} = \begin{pmatrix} 1 & 0 & 0 & 0 \\ 0 & 1 & 0 & 0 \\ 0 & 0 & \cos \omega t & -t \sin \omega t \\ 0 & 0 & \sin \omega t / t & \cos \omega t \end{pmatrix} \xrightarrow{t \rightarrow 0} \begin{pmatrix} 1 & 0 & 0 & 0 \\ 0 & 1 & 0 & 0 \\ 0 & 0 & 1 & 0 \\ 0 & 0 & \omega & 1 \end{pmatrix}.$$

The quantity ω describes the first order change in rotation angle of $\rho_t(m)$ at $t = 0$. Hence we call $\rho(m)$ an *infinitesimal rotation*. We note that if $\omega > 0$, the cone angle of nearby hyperbolic cone structures must be increasing, while if $\omega < 0$, the cone angle of nearby hyperbolic structures will be decreasing.

Definition 9. The *infinitesimal cone angle* around Σ is defined to be the quantity ω . Note that the sign is well-defined and that the lifted holonomy $\tilde{\rho}(m)$ is a rotation by 2π plus an infinitesimal rotation by ω .

Remark 3. By an argument using the Schläfli formula, collapsing hyperbolic cone manifolds must have *increasing* cone angle (see [Hod86, Por98]). For this reason, we speculate that singular HP structures on closed three-manifolds with positive infinitesimal cone angle $\omega > 0$ should not exist in most cases.

It is just as easy to construct a path of representations $\rho_t : \langle m, \ell \rangle \rightarrow \text{PO}(2, 2)$ whose rescaled limit agrees with ρ . Define the path as follows:

$$\rho_t(m) = \begin{pmatrix} 1 & 0 & 0 & 0 \\ 0 & 1 & 0 & 0 \\ 0 & 0 & \cosh \omega t & \sinh \omega t \\ 0 & 0 & \sinh \omega t & \cosh \omega t \end{pmatrix}, \rho_t(\ell) = \begin{pmatrix} \cosh d & \sinh d & 0 & 0 \\ \sinh d & \cosh d & 0 & 0 \\ 0 & 0 & \pm \cosh \mu t & \sinh \mu t \\ 0 & 0 & \sinh \mu t & \pm \cosh \mu t \end{pmatrix}.$$

These representations describe AdS structures on a tubular neighborhood of Σ with a tachyon at Σ of mass ωt . One easily checks that conjugating ρ_t by the rescaling map \mathfrak{r}_t produces the desired limit as $t \rightarrow 0$. Hence, the infinitesimal angle ω can also be thought of as an infinitesimal tachyon mass.

Next, we work directly with the HP geometry at Σ . Let $p \in \Sigma$ and consider a neighborhood B of p . The developing map D on $B \setminus \Sigma$ extends to the universal branched cover \tilde{B} , branched over $B \cap \Sigma$. The image of $B \cap \Sigma$ is a segment of a non-degenerate line \mathcal{L} , which we may assume lies in \mathcal{P} . Consider the plane P orthogonal to \mathcal{L} and passing through

$D(p)$. As P is spanned by the fiber direction and a non-degenerate direction orthogonal to \mathcal{L} , the restricted metric is degenerate on P . The inverse image $C_p := D^{-1}(P)$ is a disk in B . Away from p , C_p is locally modeled on \mathbb{HP}^2 . The singularity at p is a cone-like \mathbb{HP}^2 singularity. We may, as in the \mathbb{H}^3 and AdS^3 cases, parallel translate C_p (or at least a smaller neighborhood of p in C_p) along the interval $\mathcal{I} = B \cap \Sigma$, giving the identification $B = C_p \times \mathcal{I}$ near \mathcal{I} . Let \mathcal{W} be a wedge in C_p (modeled on a wedge in \mathbb{HP}^2), and define the product wedge $U = \mathcal{W} \times \mathcal{I}$. Product wedges are, as in the hyperbolic and AdS case, the most natural geometric charts at the singular locus.

We now construct some particularly useful wedges. For simplicity, this part of the discussion will take place in dimension two. The corresponding three-dimensional behavior is easily described by taking the product with a non-degenerate geodesic. Consider the \mathbb{HP}^2 cone C_p defined above. By assumption, there are two degenerate rays emanating from p . Pick one of these rays, r , and let \mathcal{W} be C_p , but with a slit along the ray r , so that the boundary of \mathcal{W} contains two copies r_+, r_- of r with opposite orientation. Though it is a bit of an abuse, we count \mathcal{W} as a wedge. It is isomorphic to a disk V in \mathbb{HP}^2 with a slit along a degenerate ray s emanating from the center q of V . The boundary of V contains two copies s_+, s_- of s . We take s_+ to be the positive ray, meaning that it is adjacent to the portion of V containing a small positive rotation of s . The glueing map g identifies s_+ to s_- by an infinitesimal rotation fixing q . Note that g fixes s point-wise. Nonetheless, the geometry at q is singular, for the glueing map does not preserve the lines transverse to s (see Figure 10). The holonomy around p is a rotation by 2π composed with g .

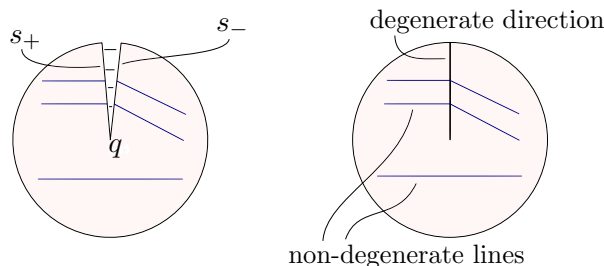


Figure 10: A disk V is slit along a ray in the degenerate direction. It is then glued back together using a non-trivial infinitesimal rotation to produce an *infinitesimal cone singularity*. This construction should be compared with the construction of Figure 9, which produces the same geometry.

Next, we construct a model degeneration of hyperbolic cones (see Section 2.4) which when rescaled converge to a given \mathbb{HP} cone. Again, we give the construction in two dimensions; the three-dimensional case is described by taking the product with a geodesic. We will assume that the infinitesimal cone angle $\omega < 0$, so that we can easily draw a picture. Let $\theta(t) = 2\pi - |\omega|t$. Construct a polygonal wedge $V(t)$ in \mathbb{H}^2 with seven sides, six right angles and a seventh (concave) angle θ at the center point of the wedge as in Figure 11. Glueing $V(t)$ together along the sides adjacent to the center point produces a rectangle with a cone point at the center. We arrange for $V(t)$ to be long and skinny, with width roughly equal to one, and thickness $|\omega|t + O(t^2)$. Further, we arrange one ray s_+ of the concave part of the wedge to be aligned with the collapsing direction. The glueing map $g(t)$ is a rotation by ωt . Now, the rescaled limit of these collapsing wedges $V(t)$

produces an HP wedge V of the type described in the previous paragraph. The glueing map g is the rescaled limit of a rotation by ωt , which is an infinitesimal rotation by ω (as demonstrated explicitly above).

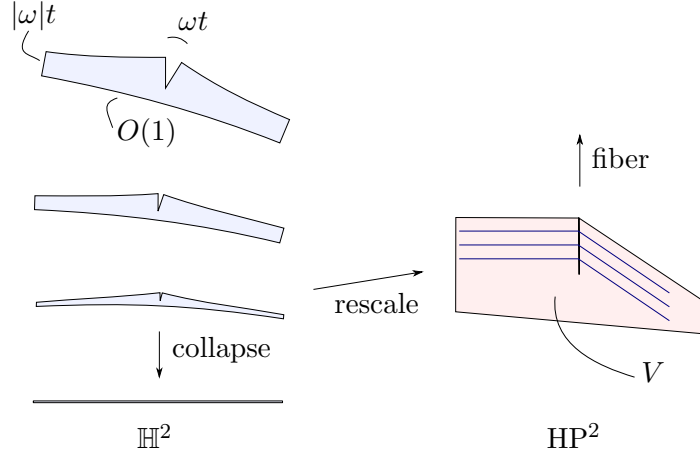


Figure 11: Polygonal hyperbolic wedges collapse onto a line as the (interior) wedge angle $2\pi - |\omega|t$ approaches 2π . Each wedge is glued together to form a rectangle with a cone point at the center. The rescaled limit of the wedges V is an HP polygon with a slit along the fiber direction. Glueing the slit together with the rescaled limit of the glueing maps produces an HP infinitesimal cone singularity with infinitesimal angle ω .

Next, we construct a model degeneration of AdS tachyons (see Section 2.5) that when rescaled converge to the given HP cone. Let $\varphi(t) = \omega t$. Let $V(t)$ be a wedge in AdS^2 bounded by seven edges as in Figure 12. The five edges along the convex part of the perimeter should alternate space-like, time-like, space-like, time-like, space-like meeting at four right angles. We arrange for the space-like edges to be of roughly constant length, while the time-like edges have (time-like) length $|\omega|t + O(t^2)$. The two remaining edges s_+, s_- border a slit along a light-like ray emanating from the center q of the wedge. The glueing map $g(t)$, which is a Lorentz boost of hyperbolic angle φ , identifies s_- with s_+ ; the action of $g(t)$ on s_- is a dilation by e^φ . Now, the rescaled limit of these collapsing wedges $V(t)$ produces an HP wedge V of the type described in the previous paragraph. The glueing map g is the rescaled limit of a boost by hyperbolic angle ωt , which is an infinitesimal rotation by ω , alternatively thought of as an infinitesimal boost.

4.3 Deforming cone-like projective structures

In order to prove a regeneration theorem for hyperbolic cone (resp. AdS tachyon) structures, we need to extend the Thurston Ehresmann principle (Proposition 1) to the class of projective structures with cone-like singularities. That is we must show that an appropriate deformation of the holonomy representation of a cone-like projective structure produces nearby cone-like projective structures.

Let N be a three-manifold, with $\Sigma \subset N$ a knot, and let $M = N \setminus \Sigma$. Let $T \subset M$ be a neighborhood of ∂M (so T is the result of removing Σ from a tubular neighborhood of Σ in N). Let \tilde{T} be the universal cover of T . We assume that $\pi_1 T \hookrightarrow \pi_1 M$, so that \tilde{T} embeds

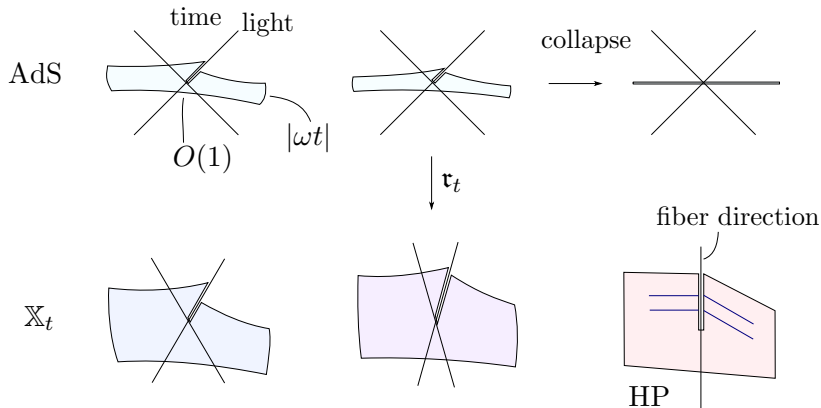


Figure 12: Polygons with a slit along a light-like ray in AdS^2 are glued together with a Lorentz boost of hyperbolic angle $\varphi(t) = \omega t$ to form rectangles with a singular point at the center. After rescaling the collapsing time-like direction, these polygons converge to an HP polygon with a slit along a degenerate ray. This “wedge” is glued together with the rescaled limit of the Lorentz boosts: an infinitesimal rotation (thought of as an infinitesimal boost) by angle ω .

in \widetilde{M} . The fundamental group $\pi_1 T \cong \mathbb{Z} \times \mathbb{Z}$ is generated by the meridian m around Σ and a longitude ℓ .

Remark 4. The assumption $\pi_1 T \hookrightarrow \pi_1 M$ holds in every application that we are interested in. However, the assumption is not necessary. Everything done below can be easily modified if a longitude $\ell \mapsto 1$ in $\pi_1 M$.

Suppose (N, Σ) has a projective structure with cone-like singularity. Let $D : \widetilde{T} \rightarrow \mathbb{RP}^3$ be the developing map on a chosen lift \widetilde{T} of T , and let $\rho : \pi_1 T \rightarrow \text{PGL}(4, \mathbb{R})$ be the holonomy. Using Proposition 6 we can construct convenient coordinates $(r, x, y) \in (0, 1) \times \mathbb{R} \times \mathbb{R}$ for \widetilde{T} with the following properties:

- The action of $\pi_1 T$ by deck translations is given by

$$m : (r, x, y) \mapsto (r, x + 1, y) \quad \ell : (r, x, y) \mapsto (r, x, y + 1).$$

- The limit $\lim_{r \rightarrow 0} D(r, x, y) =: f(y)$, is a local submersion, independent of x , to a line \mathcal{L} in \mathbb{RP}^3 . The line \mathcal{L} represents the lift of Σ corresponding to the chosen lift of T .
- $\rho(m)$ point-wise fixes \mathcal{L} and $\rho(\ell)$ preserves (but does not fix) \mathcal{L} .

These coordinates will be useful for proving the following proposition.

Proposition 8. *Suppose $\rho_t : \pi_1 M \rightarrow \text{PGL}(4, \mathbb{R})$ is a path of representations such that*

1. ρ_0 is the holonomy representation of a projective structure with cone-like singularities on (N, Σ) . Let \mathcal{L} be the line in \mathbb{RP}^3 fixed by $\rho(\pi_1 \partial M)$.
2. $\rho_t(m)$ point-wise fixes a line \mathcal{L}_t , with $\mathcal{L}_t \rightarrow \mathcal{L}$.

Then, for all t sufficiently small, ρ_t is the holonomy representation for a projective structure with cone-like singularities on (N, Σ) .

Proof. First, we let $D_0 : \widetilde{M} \rightarrow \mathbb{RP}^3$ denote the developing map of our projective structure at time $t = 0$. Let $M_0 \subset M$ be the result of removing a smaller tubular neighborhood $T' \subset T$ of Σ from M , so that M_0 and T overlap in a neighborhood of ∂M_0 . By Proposition 1, we can deform the projective structure on M_0 to get developing maps $D_t : \widetilde{M}_0 \rightarrow \mathbb{RP}^3$ that are equivariant with respect to ρ_t . Further, by the well-known proof of the proposition, we may assume that D_t converges uniformly in the \mathcal{C}^1 topology on compacts in \widetilde{M}_0 . Now we must extend D_t to the rest of \widetilde{M} .

We may assume, by conjugating ρ_t in $\text{PGL}(4, \mathbb{R})$, that $\rho_t(m)$ also fixes \mathfrak{L} , for all t . That is, we assume $\mathfrak{L}_t = \mathfrak{L}$. In order to define D_t on \widetilde{T} we will need a quick lemma.

Lemma 2. *For each $\gamma \in \pi_1 T$, we can take arbitrary powers $\rho_t(\gamma)^z$ in a way that depends smoothly on z, t .*

Proof of Lemma. First $\rho_t(\pi_1 T) \subset \text{PSL}(4, \mathbb{R})$. So for each $\gamma \in \pi_1 T$, we can find a path $g(t)$ in $\text{PSL}(4, \mathbb{R})$ with $g(0) = \text{Id}$ and $g(1) = \rho_0(\gamma)$. The log function is well-defined sufficiently near to the identity and can be defined by analytic continuation along the path $g(s)$ (this amounts to choosing a branch of log for the eigenvalues; note that we can not have an odd number of negative real eigenvalues). Next, analytically continue log along the path $\rho_t(\gamma)$. Thus $\rho_t(\gamma)^z := \exp(z \log \rho_t(\gamma))$ depends smoothly on z, t . \square

Next, using the coordinates defined above, define D_t on \widetilde{T} as follows:

$$D_t(r, x, y) = \rho_t(m)^x \rho_t(\ell)^y \rho_0(m)^{-x} \rho_0(\ell)^{-y} D_0(r, x, y)$$

We check that

$$\begin{aligned} D_t(r, x+k, y+j) &= \rho_t(m)^{x+k} \rho_t(\ell)^{y+j} \rho_0(m)^{-x-k} \rho_0(\ell)^{-y-j} D_0(r, x+k, y+j) \\ &= \rho_t(m)^{x+k} \rho_t(\ell)^{y+j} \rho_0(m)^{-x-k} \rho_0(\ell)^{-y-j} \rho_0(m)^k \rho_0(\ell)^j D_0(r, x, y) \\ &= \rho_t(m)^{x+k} \rho_t(\ell)^{y+j} \rho_0(m)^{-x} \rho_0(\ell)^{-y} D_0(r, x, y) \\ &= \rho_t(m)^k \rho_t(\ell)^j \rho_t(m)^x \rho_t(\ell)^y \rho_0(m)^{-x} \rho_0(\ell)^{-y} D_0(r, x, y) \\ &= \rho_t(m)^k \rho_t(\ell)^j D_t(r, x, y), \end{aligned}$$

so D_t satisfies the right equivariance properties. Next, since $\rho_t(m)$ fixes \mathfrak{L} pointwise, we still have that $\lim_{r \rightarrow 0} D_t(r, x, y)$ is independent of x . Further, for small t , $\lim_{r \rightarrow 0} D_t(r, x, y)$ will still be a local submersion to \mathfrak{L} . So, D_t is the developing map for a structure with cone-like singularities on a neighborhood of the singular locus Σ . Further, D_t converges to D_0 in the \mathcal{C}^1 topology (in fact, in \mathcal{C}^∞) on compacts of \widetilde{T} . Now, the definition of D_t on \widetilde{T} and the definition of D_t on \widetilde{M}_0 may not agree on the overlap. So, we glue these two maps together using a bump function which is supported away from the singular locus. Finally, extend D_t to the other lifts of T in \widetilde{M} by ρ_t equivariance. This gives globally defined maps $D_t : \widetilde{M} \rightarrow \mathbb{RP}^3$ which converge in \mathcal{C}^1 , on compacts, to D_0 . Thus for sufficiently small t , the D_t are local diffeomorphisms. \square

4.4 Regeneration of \mathbb{H}^3 and AdS^3 structures from HP^3

As the class of cone-like singularities specializes to cone singularities in the \mathbb{H}^3 case, tachyons in the AdS^3 case, and infinitesimal cone singularities in the HP^3 case, we get the following regeneration statement immediately from Proposition 8.

Proposition 9 (Regeneration with cone-like singularities). *Let N be a closed three-manifold, with Σ a knot, and let $M = N \setminus \Sigma$ with $m \in \pi_1 M$ the meridian around Σ . Let X be either $\mathbb{X}_1 = \mathbb{H}^n$ or $\mathbb{X}_{-1} = \text{AdS}^n$. Let $\rho_t : \pi_1 M \rightarrow \text{Isom}(X)$ be a family of representations defined for $t \geq 0$ such that*

- *The path of conjugates $\mathfrak{r}_t \rho_t \mathfrak{r}_t^{-1}$ converges as $t \rightarrow 0$ in \mathcal{C}^1 to a representation ρ_{HP} ,*
- *ρ_{HP} is the holonomy of an HP structure on N with infinitesimal cone singularity along Σ .*
- *$\rho_t(m)$ is a rotation if $X = \mathbb{H}^3$, or a boost if $X = \text{AdS}^3$.*

Then, for sufficiently small $t > 0$, we can construct a family of X structures on N with singularities at Σ . For each t , the holonomy representation of the smooth part is ρ_t , and the structures have cone singularities if $X = \mathbb{H}^3$ or tachyon singularities if $X = \text{AdS}^3$.

Proof. The proof is the same as the proof of Proposition 4. At time $t = 0$ we have an HP structure with infinitesimal cone singularity. We regard this as a projective structure with cone-like singularities. If $X = \mathbb{H}^3$, then $\sigma_t = \mathfrak{r}_t \rho_t \mathfrak{r}_t^{-1}$ is a representation landing in $G_t = \text{Isom}(\mathbb{X}_t)$. The σ_t limit to ρ_{HP} . By Proposition 8 there is a family of cone-like projective structures very close to the HP structure that realize the σ_t as holonomy (for short time). The developing maps of these structures map a compact fundamental domain K (which includes the singularity) to a compact region inside of \mathbb{RP}^3 that for small t is very close to the image of K by the developing map of the HP structure. Thus, for all sufficiently small t , the image will lie inside of \mathbb{X}_t ensuring the developing maps define a family of (\mathbb{X}_t, G_t) structures. Applying the inverse of the rescaling map \mathfrak{r}_t^{-1} gives a family of $\mathbb{X}_1 = \mathbb{H}^3$ structures with cone singularities. If $X = \text{AdS}^3$ everything works the same, except that σ_t lands in G_{-t} and we get $(\mathbb{X}_{-t}, G_{-t})$ structures that, by applying \mathfrak{r}_t^{-1} , are equivalent to AdS structures with tachyons. \square

This proposition says that we can recover collapsing hyperbolic cone and AdS tachyon structures from an HP structure and a suitable path of representations. We use this proposition to prove our main regeneration theorem, Theorem 2 from the introduction, as follows: We use the condition $H^1(\pi_1 M, \mathfrak{so}(2, 1)_{\text{Ad}\rho_0}) = \mathbb{R}$ to get representations into $\text{PSO}(3, 1)$ and $\text{PSO}(2, 2)$ satisfying the conditions of Proposition 9. In the hyperbolic case, the proof of this makes use of the complex structure of the variety of $\text{PSO}(3, 1)$ representations coming from the isomorphism $\text{PSO}(3, 1) \cong \text{PSL}(2, \mathbb{C})$. This isomorphism can be generalized to give $\text{PGL}(2, \cdot)$ descriptions of all of the isometry groups G_s . Working with the $\text{PGL}(2, \cdot)$ description of isometry groups allows for the most natural proof of Theorem 2. So, we take a detour in the next section and give the proof of the Theorem in Section 4.6.

4.5 The PGL(2) description of isometry groups

In dimension three, there is a useful alternative description of the isometry groups G_t of our models \mathbb{X}_t (Section 3.1) which generalizes the isomorphism $\text{PSO}(3, 1) \cong \text{PSL}(2, \mathbb{C})$.

Let $\mathcal{B}_s = \mathbb{R} + \mathbb{R}\kappa_s$ be the real two-dimensional (commutative) algebra generated by a non-real element κ_s with $\kappa_s^2 = -\text{sign}(s)s^2$. As a vector space \mathcal{B}_s is spanned by 1 and κ_s . There is a conjugation action: $\overline{(a + b\kappa_s)} := a - b\kappa_s$ which defines a square-norm

$$|a + b\kappa_s|^2 := (a + b\kappa_s)\overline{(a + b\kappa_s)} = a^2 - b^2\kappa_s^2 \in \mathbb{R}.$$

Note that $|\cdot|^2$ may not be positive definite. We refer to a as the *real part* and b as the *imaginary part* of $a + b\kappa_s$. It is easy to check that \mathcal{B}_s is isomorphic to \mathbb{C} when $s > 0$.

In the case $s = -1$, we will denote κ_s by the letter τ . It is also easy to check that when $s < 0$, \mathcal{B}_s is isomorphic to $\mathbb{R} + \mathbb{R}\tau$. In the case $s = 0$, we will denote κ_s by the letter σ . The algebras $\mathbb{R} + \mathbb{R}\tau$ and $\mathbb{R} + \mathbb{R}\sigma$ play a central role in the study of ideal triangulations of AdS and HP manifolds, analogous to the role of the complex numbers in the study of ideal triangulations of hyperbolic manifolds. See [Dan11]

Now consider the 2×2 matrices $M_2(\mathcal{B}_s)$. Let $\text{Herm}(2, \mathcal{B}_s) = \{A \in M_2(\mathcal{B}_s) : A^* = A\}$ denote the 2×2 Hermitian matrices, where A^* is the conjugate transpose of A . As a real vector space, $\text{Herm}(2, \mathcal{B}_s) \cong \mathbb{R}^4$. We define the following (real) inner product on $\text{Herm}(2, \mathcal{B}_s)$:

$$\left\langle \begin{pmatrix} a & z \\ \bar{z} & d \end{pmatrix}, \begin{pmatrix} e & w \\ \bar{w} & h \end{pmatrix} \right\rangle = -\frac{1}{2} \text{tr} \left(\begin{pmatrix} a & z \\ \bar{z} & d \end{pmatrix} \begin{pmatrix} h & -w \\ -\bar{w} & e \end{pmatrix} \right).$$

The signature of this metric depends on s .

Proposition 10. *The region \mathbb{X}_s in \mathbb{RP}^3 defined in Section 3.1 can be alternately defined by*

$$\mathbb{X}_s = \{X \in \text{Herm}(2, \mathcal{B}_s) : \langle X, X \rangle < 0\} / X \sim \lambda X \text{ for } \lambda \in \mathbb{R}^*$$

where we use the coordinates $X = \begin{pmatrix} x_1 + x_2 & x_3 - x_4\kappa_s \\ x_3 + x_4\kappa_s & x_1 - x_2 \end{pmatrix}$ on $\text{Herm}(2, \mathcal{B}_s)$. Note that $\langle X, X \rangle = -\det(X) = -x_1^2 + x_2^2 + x_3^2 - \kappa_s^2 x_4^2$.

The ideal boundary $\partial^\infty \mathbb{X}_s$, given by the projectivized light cone with respect to this metric, is exactly the projectivized rank one Hermitian matrices, where for a Hermitian matrix X , rank one means $\det(X) = 0$, $X \neq 0$. Any rank one Hermitian matrix X can be decomposed (uniquely up to \pm) as $X = vv^*$ where $v \in \mathcal{B}_s^2$ is a two-dimensional column vector with entries in \mathcal{B}_s (and v^* denotes the transpose conjugate). Further v must satisfy that $\lambda v = 0$ for $\lambda \in \mathcal{B}_s$ if and only if $\lambda = 0$. This gives the identification

$$\partial^\infty \mathbb{X} = \mathbb{P}^1 \mathcal{B}_s = \left\{ \begin{bmatrix} x \\ y \end{bmatrix} : x \cdot \alpha = 0 \text{ and } y \cdot \alpha = 0 \text{ for } \alpha \in \mathcal{B}_s \iff \alpha = 0 \right\} / \sim$$

where $\begin{bmatrix} x \\ y \end{bmatrix} \sim \begin{bmatrix} x\lambda \\ y\lambda \end{bmatrix}$ for $\lambda \in \mathcal{B}_s^\times$.

Definition 10. We denote by $\text{PGL}^+(2, \mathcal{B}_s)$ the 2×2 matrices A with entries in \mathcal{B}_s such that $|\det(A)|^2 > 0$, up to the equivalence $A \sim \lambda A$ for any $\lambda \in \mathcal{B}_s^\times$.

Note that the condition $|\det(A)|^2 > 0$ is only needed in the case $s < 0$. For $s \geq 0$, PGL^+ and PGL are the same. For $s > 0$, PGL^+ is the same as PSL .

We will think of $\mathrm{PGL}^+(2, \mathcal{B}_s)$ as determinant ± 1 matrices with entries in \mathcal{B}_s up to multiplication by a square root of 1 (if $s < 0$, there will be four such square roots). We note that $\mathrm{PGL}^+(2, \mathcal{B}_s)$ acts by Mobius transformations on $\partial^\infty \mathbb{X}_s = \mathbb{P}^1 \mathcal{B}_s$. This action extends to all of \mathbb{X}_s , giving a map $\mathrm{PGL}^+(2, \mathcal{B}_s) \rightarrow G_s = \mathrm{Isom}(\mathbb{X}_s)$, as follows:

$$A \cdot X := AXA^* \quad \text{where } X \in \mathbb{X}_s \text{ and } \det(A) = \pm 1.$$

Proposition 11. *For $s \neq 0$ The map $\mathrm{PGL}^+(2, \mathcal{B}_s) \rightarrow G_s = \mathrm{Isom}^+(\mathbb{X}_s)$ is an isomorphism. Note that in the case $s = 1$, this is the usual isomorphism $\mathrm{PSL}(2, \mathbb{C}) \cong \mathrm{PSO}(3, 1)$.*

Proof. The proof is an easy exercise. Use the coordinates $X = \begin{pmatrix} x_1 + x_2 & x_3 - x_4 \kappa_s \\ x_3 + x_4 \kappa_s & x_1 - x_2 \end{pmatrix}$ on $\mathrm{Herm}(2, \mathcal{B}_s)$. \square

Remark 5. In fact, the orientation reversing isometries are also described by $\mathrm{PGL}^+(2, \mathcal{B})$ acting by $X \mapsto A\bar{X}A^*$.

Note that with the coordinates $X = \begin{pmatrix} x_1 + x_2 & x_3 - x_4 \kappa_s \\ x_3 + x_4 \kappa_s & x_1 - x_2 \end{pmatrix}$ on $\mathrm{Herm}(2, \mathcal{B}_s)$, the rescaling map $\mathfrak{r}_s : \mathbb{X}_1 \rightarrow \mathbb{X}_s$ defined in Section 3.1 corresponds to the algebraic rescaling map $\mathfrak{a}_s : \mathbb{C} = \mathcal{B}_1 \rightarrow \mathcal{B}_s$ defined by $i \mapsto \kappa_s/|s|$. This observation gives the following proposition:

Proposition 12. *For $s > 0$, \mathfrak{a}_s defines an isomorphism $\mathrm{PSL}(2, \mathcal{B}_1) \rightarrow \mathrm{PSL}(2, \mathcal{B}_s)$ which corresponds to the isomorphism $G_1 \rightarrow G_s$ given by conjugation by \mathfrak{r}_s .*

$$\begin{array}{ccc} \mathrm{PSL}(2, \mathbb{C}) & \xrightarrow{\mathfrak{a}_s} & \mathrm{PSL}(2, \mathcal{B}_s) \\ \downarrow \cong & & \downarrow \cong \\ \mathrm{PSO}(3, 1) & \xrightarrow{\mathfrak{r}_s} & G_s \end{array} \quad (3)$$

Similarly, for $s < 0$, the rescaling map $\mathfrak{r}_s : \mathbb{X}_{-1} \rightarrow \mathbb{X}_s$ defined in Section 3.1 corresponds to the algebraic rescaling map $\mathfrak{a}_s : \mathcal{B}_{-1} \rightarrow \mathcal{B}_s$ defined by $\tau \mapsto \kappa_s/|s|$. Again, we get

Proposition 13. *For $s < 0$, \mathfrak{a}_s defines an isomorphism $\mathrm{PGL}^+(2, \mathcal{B}_{-1}) \rightarrow \mathrm{PGL}^+(2, \mathcal{B}_s)$, which corresponds to the isomorphism $G_1 \rightarrow G_s$ given by conjugation by \mathfrak{r}_s .*

$$\begin{array}{ccc} \mathrm{PGL}^+(2, \mathbb{R} + \mathbb{R}\tau) & \xrightarrow{\mathfrak{a}_s} & \mathrm{PGL}^+(2, \mathcal{B}_s) \\ \downarrow \cong & & \downarrow \cong \\ \mathrm{PSO}(2, 2) & \xrightarrow{\mathfrak{r}_s} & G_s \end{array} \quad (4)$$

Recall that in the case $s = 0$, the metric on \mathbb{X}_0 is degenerate, so that the isometries of \mathbb{X}_0 ended up being too large to be of use. The half-pipe group G_{HP} was defined to be a strict subgroup giving a useful structure for the purposes of geometric transitions.

Proposition 14. *The map $\mathrm{PGL}(2, \mathbb{R} + \mathbb{R}\sigma) \rightarrow G_0 = \mathrm{Isom}(\mathbb{X}_0)$ maps $\mathrm{PGL}(2, \mathbb{R} + \mathbb{R}\sigma)$ isomorphically onto G_{HP}^+ .*

Proof. To begin, we think of $\mathbb{R} + \mathbb{R}\sigma$ as the cotangent bundle of \mathbb{R} . The element σ should be thought of as an infinitesimal quantity, whose square is zero. Similarly, $\mathrm{PGL}(2, \mathbb{R} + \mathbb{R}\sigma)$ is the cotangent bundle of $\mathrm{PGL}(2, \mathbb{R})$:

Lemma 3. *Let $A + B\sigma$ have determinant ± 1 . Then $\det A = \det(A + B\sigma) = \pm 1$ and $\mathrm{tr} A^{-1}B = 0$. In other words B is in the tangent space at A of the matrices of constant determinant ± 1 .*

Any element of $\mathrm{Herm}(2, \mathbb{R} + \mathbb{R}\sigma)$ can be expressed uniquely in the form $X + Y\sigma$ where $X = \begin{pmatrix} x_1 + x_2 & x_3 \\ x_3 & x_1 - x_2 \end{pmatrix} = X^T$ is symmetric and $Y = \begin{pmatrix} 0 & -x_4 \\ x_4 & 0 \end{pmatrix} = -Y^T$ is skew-symmetric. Then

$$\begin{aligned} (A + B\sigma)(X + Y\sigma)(A + B\sigma)^* &= (A + B\sigma)(X + Y\sigma)(A^T - B^T\sigma) \\ &= AXA^T + (BXA^T - AXB^T + AY A^T)\sigma \end{aligned}$$

where we note that AXA^T is symmetric and $(BXA^T - AXB^T + AY A^T)$ is skew-symmetric. The symmetric part $X \mapsto AXA^T$, written in coordinates gives the familiar isomorphism $\Phi : \mathrm{PGL}(2, \mathbb{R}) \rightarrow \mathrm{O}(2, 1)$. In (x_1, x_2, x_3, x_4) coordinates the transformation defined by $A + B\sigma$ has matrix

$$\begin{pmatrix} \Phi(A) & 0 \\ v(A, B) & c(A, B) \end{pmatrix}$$

The skew-symmetric part $X + Y\sigma \mapsto (BXA^T - AXB^T + AY A^T)\sigma$, written in (x_1, x_2, x_3, x_4) coordinates gives the bottom row of this matrix:

$$\begin{aligned} v(A, B) &= ((-ce - df + ag + bh) \quad (-ce + df + ag - bh) \quad (-cf - de + ah + bg)) \\ c(A, B) &= \det(A) = \det(\Phi(A)) = \pm 1 \end{aligned}$$

where $A = \begin{pmatrix} a & b \\ c & d \end{pmatrix}$, $B = \begin{pmatrix} e & f \\ g & h \end{pmatrix}$. To show that $\mathrm{PGL}(2, \mathbb{R} + \mathbb{R}\sigma) \rightarrow G_{\mathrm{HP}}^+$ is an isomorphism, one easily checks that given A , the map $B \rightarrow v(A, B)$ is a linear isomorphism to \mathbb{R}^3 . \square

Finally, we restate the condition of *compatibility to first order* (Equation 2 of Section 3.2) in these terms. In order to make sense of continuity and limits for paths of representations over the varying algebras \mathcal{B}_s , we can embed all of the \mathcal{B}_s in a larger Clifford algebra \mathcal{C} (see [Dan11], Section 5.4). For our purposes here, we assume that $\kappa_s \rightarrow \kappa_0$ as $s \rightarrow 0$.

In the hyperbolic case:

Proposition 15. *Let $\rho_t : \pi_1 M \rightarrow G_{+1}$ be a path of representations, defined for $t \geq 0$, converging to a representation ρ_0 with image in the subgroup $H_0 = \begin{pmatrix} \mathrm{O}(2, 1) & 0 \\ 0 & \pm 1 \end{pmatrix}$. Then the corresponding representations $\tilde{\rho}_t : \pi_1 M \rightarrow \mathrm{PGL}(2, \mathbb{C})$ limit to a representation $\tilde{\rho}_0$ into $\mathrm{PGL}(2, \mathbb{R})$. Suppose further that $\mathbf{r}_t \rho_t \mathbf{r}_t^{-1}$ limit to a representation ρ_{HP} . Then $\mathbf{a}_t \tilde{\rho}_t \mathbf{a}_t^{-1} \xrightarrow[t \rightarrow 0]{} \tilde{\rho}_{\mathrm{HP}}$ where $\tilde{\rho}_{\mathrm{HP}}$ is the representation into $\mathrm{PGL}(2, \mathbb{R} + \mathbb{R}\sigma)$ corresponding to ρ_{HP} . Further $\tilde{\rho}_{\mathrm{HP}}$ is defined by*

$$\tilde{\rho}_{\mathrm{HP}} = \tilde{\rho}_0 + \sigma \frac{d}{dt} \mathrm{Im} \tilde{\rho}_t \Big|_{t=0}. \quad (5)$$

Similarly, in the AdS case:

Proposition 16. *Let $\rho_t : \pi_1 M \rightarrow G_{-1}$ be a path of representations, defined for $t \leq 0$, converging to a representation ρ_0 with image in the subgroup $H_0 = \begin{pmatrix} \text{O}(2,1) & 0 \\ 0 & \pm 1 \end{pmatrix}$. Then the corresponding representations $\tilde{\rho}_t : \pi_1 M \rightarrow \text{PGL}(2, \mathbb{R} + \mathbb{R}\tau)$ limit to a representation $\tilde{\rho}_0$ into $\text{PGL}(2, \mathbb{R})$. Suppose further that $\mathfrak{r}_t \rho_t \mathfrak{r}_t^{-1}$ limit to a representation ρ_{HP} . Then $\mathfrak{a}_t \tilde{\rho}_t \mathfrak{a}_t^{-1} \xrightarrow[t \rightarrow 0]{} \tilde{\rho}_{\text{HP}}$ where $\tilde{\rho}_{\text{HP}}$ is the representation into $\text{PGL}(2, \mathbb{R} + \mathbb{R}\sigma)$ corresponding to ρ_{HP} . Further $\tilde{\rho}_{\text{HP}}$ is defined by*

$$\tilde{\rho}_{\text{HP}} = \tilde{\rho}_0 + \sigma \frac{d}{dt} \text{Im } \tilde{\rho}_t \Big|_{t=0}. \quad (6)$$

In both propositions, Equations 5 and 6 are made sense of by choosing (for each $\gamma \in \pi_1 M$) a lift of $\tilde{\rho}_t$ to $\text{GL}(2, \cdot)$ with constant determinant ± 1 such that the limit $\tilde{\rho}_0 \in \text{GL}(2, \mathbb{R})$ is real.

4.6 Proof of regeneration theorem

We restate Theorem 2 in terms of $\text{PGL}(2, \mathcal{B}_s)$ isometry groups.

Theorem 3. *Let N be a closed orientable HP^3 manifold with infinitesimal cone singularity of infinitesimal angle $-\omega$ along the knot Σ . Let $M = N \setminus \Sigma$ be the smooth part and let $\rho_{\text{HP}} : \pi_1 M \rightarrow \text{PGL}(2, \mathbb{R} + \mathbb{R}\sigma)$ be the holonomy representation. Suppose that the real part ρ_0 of ρ_{HP} satisfies the condition $H^1(\pi_1 M, \mathfrak{sl}(2, \mathbb{R})_{\text{Ad}\rho_0}) = \mathbb{R}$. Then there exists singular geometric structures on (N, Σ) parametrized by $t \in (-\delta, \delta)$ which are*

- hyperbolic cone structures with cone angle $2\pi - \omega t$ for $t > 0$
- AdS structures with a tachyon of mass $-\omega t$ for $t < 0$.

Proof. We begin with a lemma about the representation variety $\mathcal{R}(\pi_1 M, \text{PGL}(2, \mathbb{R}))$ of representations modulo conjugation.

Lemma 4. *The condition $H^1(\pi_1 M, \mathfrak{sl}(2, \mathbb{R})_{\text{Ad}\rho_0}) = \mathbb{R}$ guarantees that the representation variety $\mathcal{R}(\pi_1 M, \text{PGL}(2, \mathbb{R}))$ is smooth at ρ_0 .*

Proof. It is a standard fact that $H^1(\pi_1 M, \mathfrak{sl}(2, \mathbb{R})_{\text{Ad}\rho}) \rightarrow H^1(\pi_1 \partial M, \mathfrak{sl}(2, \mathbb{R})_{\text{Ad}\rho})$ has half-dimensional image (see for example [HK05]). In this case, $\rho_0(m) = 1$ and $\rho_0(\ell)$ is a non-trivial translation (possibly plus a rotation by π), so any nearby representation φ of $\pi_1(\partial M)$ preserves an axis so that $H^1(\pi_1 \partial M, \mathfrak{sl}(2, \mathbb{R})_{\text{Ad}\varphi})$ has dimension equal to two. So, $H^1(\pi_1 M, \mathfrak{sl}(2, \mathbb{R})_{\text{Ad}\rho})$ has dimension at least one for all ρ nearby ρ_0 . It follows that ρ_0 is a smooth point of $\mathcal{R}(\pi_1 M, \text{PGL}(2, \mathbb{R}))$, and that the tangent space at ρ_0 is one dimensional. \square

Let m be a meridian around Σ in the direction consistent with the orientation of Σ (so that in particular, the discrete rotational part of the holonomy of m is $+2\pi$).

Hyperbolic case ($t > 0$): In order to use Proposition 9, we must produce for $t > 0$ a path of representations ρ_t into $\text{PSL}(2, \mathbb{C})$ with the following properties:

1. $\rho_t \rightarrow \rho_0$
2. $\rho_t(m)$ is a rotation by $2\pi - \omega t$
3. $\mathfrak{r}_t \rho_t \mathfrak{r}_t^{-1}$ converges to ρ_{HP} as $t \rightarrow 0$. By Proposition 15 this is equivalent to

$$\frac{d}{dt} \text{Im } \rho_t \Big|_{t=0} = \text{Im } \rho_{\text{HP}}.$$

Now, our HP representation gives a $\text{PGL}(2, \mathbb{R})$ tangent vector at ρ_0 as follows: $\rho_{\text{HP}}(\gamma) = \rho_0(\gamma) + Y(\gamma) \sigma$. Define $z(\gamma) = Y(\gamma) \rho_0(\gamma)^{-1}$. Then z is an $\mathfrak{sl}(2, \mathbb{R})_{\text{Ad} \rho_0}$ co-cycle. It spans the tangent space of $\mathcal{R}(\pi_1 M, \text{PGL}(2, \mathbb{R}))$. As the structure is singular, we must have $z(m) \neq 0$. Thus the translation length of m increases (or decreases) away from zero. The complexified variety $\mathcal{R}(\pi_1 M, \text{PSL}(2, \mathbb{C}))$ is also smooth at ρ_0 and $\mathcal{R}(\pi_1 M, \text{PSL}(2, \mathbb{C})) \rightarrow \mathcal{R}(\pi_1 \partial M, \text{PSL}(2, \mathbb{C}))$ is a local immersion at ρ_0 . The variety $\mathcal{R}(\pi_1 \partial M, \text{PSL}(2, \mathbb{C}))$ has complex dimension 2.

Lemma 5. *The subset*

$$S = \{\rho \in \mathcal{R}(\pi_1 \partial M, \text{PSL}(2, \mathbb{C})) : \rho(m) \text{ is elliptic}\}$$

is locally a smooth real sub-manifold of dimension three. The image of $\mathcal{R}(\pi_1 M, \text{PSL}(2, \mathbb{C}))$ in $\mathcal{R}(\pi_1 \partial M, \text{PSL}(2, \mathbb{C}))$ is transverse to S .

Proof of lemma. That S is smooth of dimension three follows immediately from the fact that $\mathcal{R}(\pi_1 \partial M, \text{PSL}(2, \mathbb{C}))$ is parameterized (near ρ_0) by the complex lengths of m, ℓ . The image of $\mathcal{R}(\pi_1 M, \text{PSL}(2, \mathbb{C}))$ in $\mathcal{R}(\pi_1 \partial M, \text{PSL}(2, \mathbb{C}))$ is transverse to S because z increases translation length of m away from zero. \square

Now, from the lemma, we have that the $\text{PSL}(2, \mathbb{C})$ representations of $\pi_1 M$ with m elliptic near ρ_0 form a smooth real one-dimensional manifold. The tangent space at ρ_0 is spanned by $iz(\cdot)$. Thus the rotation angle of m is changing along this manifold and we can choose ρ_t as desired.

AdS case ($t < 0$): We obtain, from the argument above, a path $\varphi_t : \pi_1 M \rightarrow \text{PGL}(2, \mathbb{R})$ defined in a neighborhood of $t = 0$ with $\varphi_0 = \rho_0$, $\frac{d}{dt} \varphi_t \Big|_{t=0} = \text{Im } \rho_{\text{HP}}$ and $z(m) = \frac{d}{dt} \varphi_t(m)$ is an infinitesimal translation by $-\omega$ along the axis \mathfrak{L} of $\rho_0(\ell)$. We may assume that the axis in \mathbb{H}^2 preserved by $\varphi_t(\partial M)$ is also \mathfrak{L} (constant). Now, define $\rho_t : \pi_1 M \rightarrow \text{PGL}^+(2, \mathbb{R} + \mathbb{R}\tau)$ by

$$\rho_t(\cdot) = \frac{1 + \tau}{2} \varphi_t(\cdot) + \frac{1 - \tau}{2} \varphi_{-t}(\cdot).$$

A quick computation shows that $\frac{d}{dt} \rho_t \Big|_{t=0} = \tau \frac{d}{dt} \varphi_t \Big|_{t=0}$. Further, $\rho_t(m)$ is a boost around the axis \mathfrak{L} by hyperbolic angle ωt . So Proposition 9 implies the result for $t < 0$. \square

5 Hyperbolic and AdS manifolds that collapse onto the $(2, m, m)$ triangle orbifold

In this section we prove Theorem 1, restated here for convenience:

Theorem 1. *Let $m \geq 5$, and let S be the hyperbolic structure on the two-sphere with three cone points of order $2, m, m$. Let N be the unit tangent bundle of S . Then, there exists a knot Σ in N and a continuous path of real projective structures \mathcal{P}_t on N , singular along Σ , such that \mathcal{P}_t is conjugate to:*

- a hyperbolic cone structure of cone angle $\alpha < 2\pi$, when $t > 0$, or
- an AdS structure with tachyon singularity of mass $\varphi < 0$, when $t < 0$.

As $t \rightarrow 0$, the cone angle $\alpha \rightarrow 2\pi^-$ (resp. $\varphi \rightarrow 0^-$) and the hyperbolic geometry (resp. AdS geometry) of \mathcal{P}_t collapses to the surface S .

There are two steps to prove the theorem. First, we construct a half-pipe structure on N with infinitesimal cone singularity along a circle Σ . This construction is explicit and gives a first order approximation of the geometry of the nearly collapsed manifolds in the Theorem. Second, we give a simple analysis of the representation variety and apply Theorem 2.

The methods of this section should be compared/contrasted with [Por10], in which hyperbolic cone orbifolds that collapse to a hyperbolic polygon are shown to exist.

5.1 Half-pipe geometry in dimension three

Before getting to the main construction of this section, we give some lemmas useful for working with HP geometry in dimension three. It will be most convenient to work with the model given in Section 4.5 (with $s = 0$). Recall the algebra $\mathbb{R} + \mathbb{R}\sigma$, with $\sigma^2 = 0$. The half-pipe space is given by

$$\text{HP}^3 := \mathbb{X}_0 = \{X + Y\sigma : X, Y \in M_2(\mathbb{R}), X^T = X, \det(X) > 0, Y^T = -Y\} / \sim$$

where $(X + Y\sigma) \sim \lambda(X + Y\sigma)$ for $\lambda \in \mathbb{R}^\times$. The diffeomorphism $\mathbb{X}_0 \rightarrow \mathbb{H}^2 \times \mathbb{R}$ of Section 3.4 is given in these coordinates by

$$X + Y\sigma \mapsto (X, L) \tag{7}$$

where we interpret the symmetric matrices X of positive determinant, up to scale, as a copy of \mathbb{H}^2 in the usual way and the length L along the fiber is defined by the equation

$$Y = L\sqrt{\det X} \begin{pmatrix} 0 & -1 \\ 1 & 0 \end{pmatrix}. \tag{8}$$

We restrict to the identity component of the structure group, which is given by

$$\begin{aligned} G_0 &= \text{PSL}(2, \mathbb{R} + \mathbb{R}\sigma) \\ &= \{A + B\sigma : A \in \text{SL}(2, \mathbb{R}), \text{ and } B \in T_A \text{SL}(2, \mathbb{R})\} / \pm. \end{aligned}$$

The structure group identifies with the tangent bundle $T \mathrm{PSL}(2, \mathbb{R})$, and it will be convenient to think of elements as having a finite component $A \in \mathrm{PSL}(2, \mathbb{R})$ and an infinitesimal component $a \in \mathfrak{sl}(2, \mathbb{R})$, via the isomorphism

$$\begin{aligned} \mathrm{PSL}(2, \mathbb{R}) \times \mathfrak{sl}(2, \mathbb{R}) &\rightarrow G_0 \\ (A, a) &\mapsto A + Aa\sigma \end{aligned}$$

where $Aa \in T_A \mathrm{PSL}(2, \mathbb{R})$. (This is the usual isomorphism $G \times \mathfrak{g} \rightarrow TG$ for a Lie group G with Lie algebra $\mathfrak{g} = T_1 G$, gotten by left translating vectors from the identity.) Thinking of $a \in \mathfrak{sl}(2, \mathbb{R})$ as an infinitesimal isometry of \mathbb{H}^2 , recall that at each point $X \in \mathbb{H}^2$ we may decompose a into its translational (X -symmetric) and rotational (X -skew) parts:

$$\begin{aligned} a &= a_{X\text{-sym}} + a_{X\text{-skew}} \\ &:= \frac{1}{2} (a + Xa^T X^{-1}) + \frac{1}{2} (a - Xa^T X^{-1}). \end{aligned}$$

where the rotational part $a_{X\text{-skew}}$ is a rotation centered at X of infinitesimal angle $\mathrm{rot}(a, X)$ defined by

$$\sqrt{X}^{-1} a_{X\text{-skew}} \sqrt{X} = \mathrm{rot}(a, X) \begin{pmatrix} 0 & -1/2 \\ 1/2 & 0 \end{pmatrix},$$

The action of an element of G_0 in the fiber direction depends on the rotational part of the infinitesimal part of that element.

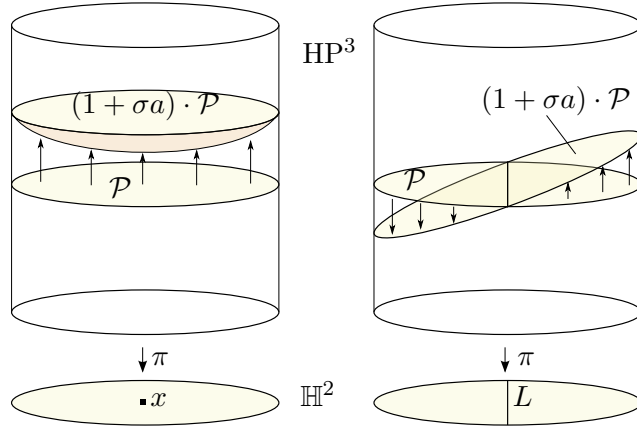


Figure 13: The action of $1 + a\sigma$ on HP^3 when a is an infinitesimal rotation centered at x (left) or a is an infinitesimal translation along L (right).

Lemma 6. *The action of a pure infinitesimal $1 + a\sigma$ on the point $X + Y\sigma \in \mathbb{X}_0$ is by translation in the fiber direction by amount equal to the rotational part $\mathrm{rot}(a, X)$ of the infinitesimal isometry a at the point $X \in \mathbb{H}^2$. In the product coordinates (7):*

$$1 + a\sigma : (X, L) \mapsto (X, L + \mathrm{rot}(a, X)).$$

More generally, the action of $A + Aa\sigma$ is given by

$$A + Aa\sigma : (X, L) \mapsto (A \cdot X, L + \mathrm{rot}(a, X)).$$

Proof.

$$\begin{aligned}
(1 + a\sigma) \cdot (X + Y\sigma) &= (1 + a\sigma)(X + \sigma Y)(1 - a^T \sigma) \\
&= X + \sigma Y + \sigma(aX - Xa^T) \\
&= X + \sigma Y + \sigma 2a_{X\text{-skew}}X \\
&= X + \sigma Y + \sigma 2 \operatorname{rot}(a, X) \sqrt{X} \begin{pmatrix} 0 & -1/2 \\ 1/2 & 0 \end{pmatrix} \sqrt{X} \\
&= X + \sigma Y + \sigma \operatorname{rot}(a, X) \det(\sqrt{X}) \begin{pmatrix} 0 & -1 \\ 1 & 0 \end{pmatrix},
\end{aligned}$$

and the first statement now follows from Equation (8). The second more general formula follows easily after left multiplication by A . \square

Finally, we mention two very easy, but useful facts:

Lemma 7. *Infinitesimals in G_0 commute:*

$$(1 + a\sigma)(1 + b\sigma) = (1 + b\sigma)(1 + a\sigma).$$

Lemma 8. *Conjugating an infinitesimal $1 + h\sigma$ by $K + Kk\sigma$ only depends on the finite part K of $K + Kk\sigma$:*

$$(K + Kk\sigma)(1 + h\sigma)(K + Kk\sigma)^{-1} = K(1 + h\sigma)K^{-1} = 1 + \operatorname{Ad}_K h \sigma.$$

5.2 Building blocks for the unit tangent bundle N

We now begin our half-pipe geometry construction of the unit tangent bundle N of S . The

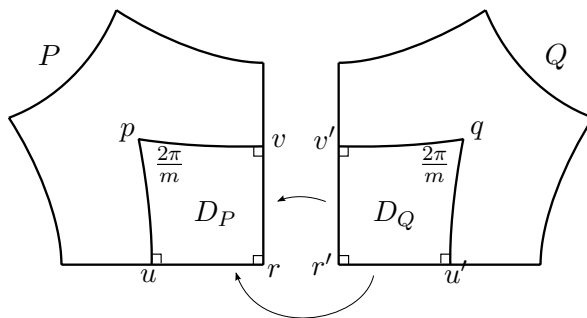


Figure 14: S is constructed by gluing together two pieces S_P and S_Q , which are quotients of the regular right-angled m -gons P and Q respectively. D_P and D_Q are fundamental domains for the rotational symmetry.

hyperbolic orbifold surface S can be constructed as follows. Take two isometric regular, right-angled m -gons, P and Q . Let $A, B \in \operatorname{PSL}(2, \mathbb{R})$ be the counter-clockwise rotations of order m about the center points p and q of P and Q respectively. Then $S_P = P/\langle A \rangle$ and $S_Q = Q/\langle B \rangle$ are isometric monogons, each with an order m interior cone point, and each having a right angle at its exterior vertex. Glueing S_P and S_Q together gives the

$(2, m, m)$ triangle orbifold S . We choose a fundamental domain D_P for S_P as follows. Let r be a corner point of P and let u and v be the midpoints of the two edges adjacent to r . Then we define D_P to be the quadrilateral spanned by p, u, r, v as in Figure 14. Similarly, define the fundamental domain D_Q to be the quadrilateral with vertices q, u', r', v' as in the figure. Now, S is constructed by glueing D_P to itself via A , glueing D_Q to itself via B and glueing D_P to D_Q , identifying the edge $r'v'$ to rv and the edge $r'u'$ to ru as in the figure (using, in each case, the unique orientation preserving isometry).

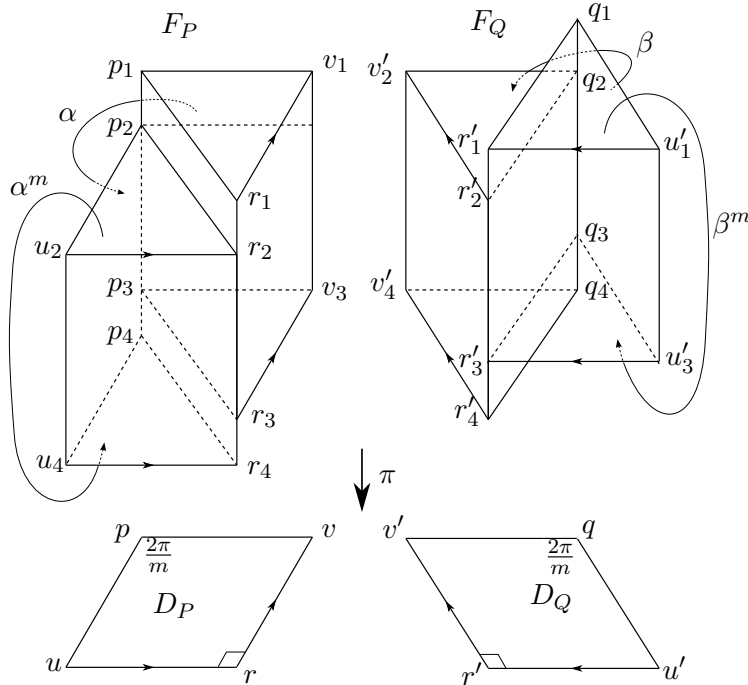


Figure 15: Build N out of two pieces F_P and F_Q .

Next, we construct the unit tangent bundle N of S out of two pieces in a similar way. These pieces are suitable polyhedral lifts F_P and F_Q of D_P and D_Q to $\mathbb{H}P^3$. First we define F_P . Let $\alpha = A + Aa\sigma$ be a lift of A to $\text{PSL}(2, \mathbb{R} + \mathbb{R}\sigma)$. Thinking of α as an element of $T\text{PSL}(2, \mathbb{R})$ (via the discussion in Section 5.1), the infinitesimal part $Aa\sigma$ of α describes the change $\dot{\theta}_\alpha$ in the rotation angle of A (via the linearization of the usual trace relationship). The element α^m is an infinitesimal rotation of infinitesimal angle $m\dot{\theta}_\alpha$ centered at p (the fixed point of A). Then, by Lemma 6, the action of α^m on $\mathbb{H}P^3$ is a translation in the fiber above each point $x \in \mathbb{H}^2$ by amount

$$m\dot{\theta}_\alpha \cosh d(p, x)$$

where $d(\cdot, \cdot)$ is the distance function. We assume henceforth that $\dot{\theta}_\alpha > 0$ so that α^m translates upward in all fibers. Now refer to Figure 15 for the construction of F_P . Let the lifts p_1, p_2, p_3, p_4 of p , the lifts r_1, r_2, r_3, r_4 of r , the lifts v_1, v_3 of v , and the lifts u_2, u_4 of

u satisfy the following:

$$\begin{array}{ll}
p_3 = \alpha p_4 & p_1 = \alpha p_2 \\
v_3 = \alpha u_4 & v_1 = \alpha u_2 \\
p_2 = \alpha^m p_4 & p_1 = \alpha^m p_3 \\
r_2 = \alpha^m r_4 & r_1 = \alpha^m r_3 \\
u_2 = \alpha^m u_4 & v_1 = \alpha^m v_3 \\
\alpha r_4, r_3, v_3 \text{ are colinear.} & \alpha r_2, r_1, v_1 \text{ are colinear.}
\end{array}$$

All vertices of F_P are determined by, say u_4, r_4, p_4 . The bottom of F_P , consisting of the hyperbolic triangles $\Delta p_4 u_4 r_4$, $\Delta p_3 r_3 v_3$, and the vertical (HP^2) quadrilateral $\square p_4 r_4 r_3 p_3$, is glued by α^m to the top of F_P , consisting of the hyperbolic triangles $\Delta p_2 u_2 r_2$, $\Delta p_1 r_1 v_1$, and the vertical (HP^2) quadrilateral $\square p_2 r_2 r_1 p_1$. The vertical (HP^2) side face $\square p_4 u_4 u_2 p_2$ is glued by α to the adjacent vertical face $\square p_3 v_3 v_1 p_1$. The result is an HP structure on the unit tangent bundle N_P of S_P . Note that the specific geometry of the bottom and top faces is not important (provided that the top is related to the bottom by α^m).

Similarly, to construct F_Q , choose a lift $\beta = B + Bb\sigma$ of B , such that the infinitesimal change in rotation angle $\dot{\theta}_\beta > 0$. Let the lifts q_1, q_2, q_3, q_4 of q , r'_1, r'_2, r'_3, r'_4 of r' , v'_2, v'_4 of v' , and u'_1, u'_3 of u' satisfy the following:

$$\begin{array}{ll}
q_3 = \beta q_4 & q_1 = \beta q_2 \\
u'_3 = \beta v'_4 & u'_1 = \beta v'_2 \\
q_2 = \beta^m q_4 & q_1 = \beta^m q_3 \\
r'_2 = \beta^m r'_4 & r'_1 = \beta^m r'_3 \\
u'_1 = \beta^m u'_3 & v'_2 = \beta^m v'_4 \\
\beta r'_4, r'_3, u'_3 \text{ are colinear.} & \beta r'_2, r'_1, u'_1 \text{ are colinear.}
\end{array}$$

All vertices of F_Q are determined by, say, v'_4, r'_4, q_4 . Now, the bottom of F_Q , consisting of the hyperbolic triangles $\Delta q_4 v'_4 r'_4$, $\Delta q_3 r'_3 u'_3$, and the vertical (HP^2) quadrilateral $\square q_4 r'_4 r'_3 q_3$, is glued by β^m to the top of F_P , consisting of the hyperbolic triangles $\Delta q_2 v'_2 r'_2$, $\Delta q_1 r'_1 u'_1$, and the vertical (HP^2) quadrilateral $\square q_2 r'_2 r'_1 q_1$. The vertical (HP^2) side face $\square q_4 v'_4 v'_2 q_2$ is glued by β to the adjacent vertical face $\square q_3 u'_3 u'_1 q_1$. The result is an HP structure on the unit tangent bundle N_Q of S_Q .

Next, we attempt to glue together the HP structures N_P and N_Q to produce an HP structure on N . First of all, we need to glue $\square r'_2 r'_4 v'_4 v'_2$ to $\square r_1 r_3 v_3 v_1$. So in particular, we need the fiber of F_P above a point x of edge rv to have the same length as the fiber of F_Q above the corresponding point y of edge $r'v'$ under the glueing. In other words, the action of α^m must translate the fiber $\pi^{-1}x$ the same amount that the action of β^m translates the fiber $\pi^{-1}y$. This leads to the equation

$$\begin{aligned}
m\dot{\theta}_\alpha \cosh d(x, p) &= m\dot{\theta}_\beta \cosh d(y, q) \\
\implies \dot{\theta}_\alpha &= \dot{\theta}_\beta
\end{aligned}$$

where the second equality follows because $d(p, x) = d(q, y)$ by symmetry. In fact, this condition also ensures that $\square r'_1 r'_3 v'_3 v'_1$ can be glued to $\square r_2 r_4 v_4 v_2$. However, even if this is the case, glueing N_P to N_Q can not give a smooth structure. For let $g \in \text{PSL}(\mathbb{R} + \mathbb{R}\sigma)$ map $\square r'_2 r'_4 v'_4 v'_2$ to $\square r_1 r_3 v_3 v_1$. Note that g is a lift of the map glueing edge $r'v'$ of D_Q to edge rv of D_P . Then $g\beta^m g^{-1} \alpha^{-m}$ is non-trivial as $g\beta^m g^{-1}$ is an infinitesimal rotation around $\pi_*(g)q \neq p$ (where $\pi_*(g)$ is the finite part of g). Hence, the corresponding closed curve γ in N which runs along a generic fiber of N_P , then runs once backwards around a generic fiber of N_Q (passing between N_P and N_Q via g) has non-trivial holonomy. Since γ is trivial in $\pi_1 N$, this glueing can not define a smooth HP structure on N ; the curve γ encircles an infinitesimal cone singularity in the face $\square r_1 r_3 v_3 v_1$.

5.2.1 The singular HP structure on N : defining equations

We add an edge to each of the faces $\square r'_2 r'_4 v'_4 v'_2$, $\square r_1 r_3 v_3 v_1$, $\square r'_2 r'_4 v'_4 v'_2$ and $\square r_1 r_3 v_3 v_1$ so that each quadrilateral is divided into two quadrilaterals stacked vertically. There are four glueing maps to be determined, g_A, g_B, g_C, g_D which glue F_Q to F_P along A, B, C, D respectively as in Figure 17. The directed edges in the figure unite after glueing to form a simple closed (and oriented) curve Σ in N . The goal here is to construct an HP structure on N with infinitesimal cone singularity along Σ . The first condition we impose is that Σ be totally geodesic (and smooth) in the glued up manifold. In the following equations, which we use in the next subsection, L_i refers to the line containing a given line segment as labeled in Figure 16.

$$\begin{array}{lll}
L_1 = g_A H_1 & L_2 = g_A H_2 & L_4 = g_A H_5 \\
L_2 = g_D H_2 & L_3 = g_D H_3 & L_5 = g_D H_6 \\
L_4 = g_B H_4 & L_5 = g_B H_5 & L_2 = g_B H_1 \\
L_5 = g_C H_5 & L_6 = g_C H_6 & L_3 = g_C H_2 \\
\alpha L_4 = L_1 & \alpha L_5 = L_2 & \alpha L_6 = L_3 \\
\beta H_1 = H_4 & \beta H_2 = H_5 & \beta H_3 = H_6 \\
\alpha^m L_3 = L_1 & \alpha^m L_6 = L_4 & \\
\beta^m H_3 = H_1 & \beta^m H_6 = H_4 &
\end{array}$$

Next, we must pay special attention to the fiber \mathcal{F} above r in F_P (the vertical edge at the intersection of face A and B or D and C in F_P). This is the exceptional fiber of order 2. We must check that the HP structure is smooth at points of this fiber not belonging to one of the L_i . The following equations express that the holonomy of any curve encircling such a piece of \mathcal{F} is trivial. In other words, the order 2 exceptional fiber is non-singular:

$$\begin{array}{ll}
g_A g_C^{-1} g_D \beta^{-m} g_B^{-1} = 1 & g_D g_C^{-1} \alpha^{-m} g_A g_B^{-1} = 1 \\
g_D \beta^{-m} g_B^{-1} g_A g_C^{-1} = 1 & g_A g_B^{-1} g_D g_C^{-1} \alpha^{-m} = 1
\end{array} \tag{9}$$

Next, (segments of) the L_i become the singular locus Σ after glueing, which has one component. Therefore all curves encircling pieces of the L_i should be conjugate in a specific way:

$$\begin{array}{ll}
g_D g_A^{-1} = \alpha g_C g_B^{-1} \alpha^{-1} & g_D \beta^{-m} g_A^{-1} \alpha^m = \alpha g_C \beta^{-m} g_B^{-1} \alpha^m \alpha^{-1} \\
g_A g_B^{-1} g_C g_A^{-1} = \alpha^m g_C \beta^{-m} g_B^{-1} & g_D \beta^{-m} g_B^{-1} \alpha^m g_C g_D^{-1} = g_C g_B^{-1}
\end{array} \tag{10}$$

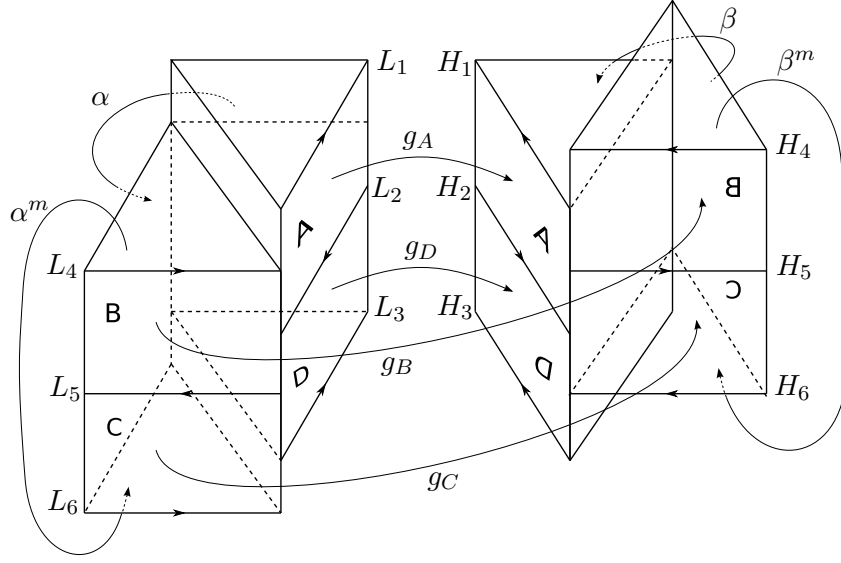


Figure 16: Glueing diagram for the singular structure on N . The arrows represent paths crossing through a given face in the manifold. Each arrow is labeled with the corresponding glueing map. Note that glueing maps are dual to paths, e.g. the path from F_P to F_Q crossing through face A is dual to the glueing map g_A which glues F_Q to F_P along A .

Finally, the edges u_4u_2 , v_1v_3 , $v'_4v'_2$ and $u'_3u'_1$ are all identified. We must enforce that this artificial edge is non-singular in the glued up manifold:

$$\alpha g_B \beta g_A^{-1} = 1 \qquad \alpha g_C \beta g_D^{-1} = 1 \qquad (11)$$

Next, we convert these equations into equations about the (holonomy representation of) words in the fundamental group. The following is a generating set for $\pi_1 N \setminus \Sigma$.

$$\mu = g_D g_A^{-1} \qquad \tilde{\beta} = g_A \beta g_A^{-1} \qquad t = g_B g_A^{-1}$$

Then a quick computation gives that

$$g_C g_A^{-1} = g_C g_B^{-1} g_B g_A^{-1} = \alpha^{-1} \mu \alpha t$$

So we can easily translate any of the above equations into these new letters by inserting $g_A^{-1} g_A$ and using the above relations. We now transform the equations and reduce. First, we use either of (the equivalent) Equations (11) to eliminate t :

$$\alpha t \tilde{\beta} = 1 \qquad \implies \qquad t = (\tilde{\beta} \alpha)^{-1}$$

Equations (9) become:

$$(\tilde{\beta} \alpha)^2 = \tilde{\beta}^m \mu^{-1} \alpha^{-1} \mu \alpha \qquad (\alpha \tilde{\beta})^2 = \alpha^m \mu \tilde{\beta}^{-1} \mu^{-1} \tilde{\beta} \qquad (12)$$

Equations (10) now reduce to one equation. The equations on the first line are implied by the above, while the two equations of the second line turn out to be equivalent giving:

$$\mu^2 = \alpha^{-m} \tilde{\beta}^m \quad (13)$$

We demonstrate the derivation of this equation starting from the bottom right equation of (10):

$$\begin{aligned} g_D \beta^{-m} g_B^{-1} \alpha^m g_C g_D^{-1} &= g_C g_B^{-1} \\ \mu \tilde{\beta}^{-m} t^{-1} \alpha^m (\alpha^{-1} \mu \alpha t) \mu^{-1} &= (\alpha^{-1} \mu \alpha t) t^{-1} \\ \tilde{\beta}^{-m+1} \alpha^m \mu \tilde{\beta}^{-1} &= \mu^{-1} \alpha^{-1} \mu \alpha \mu \\ \tilde{\beta}^{-m+1} \alpha^m \mu \tilde{\beta}^{-1} &= \alpha^{-1} \mu \alpha && \text{(Lemma 7)} \\ \tilde{\beta}^{-m} \alpha^m \mu &= \beta^{-1} \alpha^{-1} \mu \alpha \beta \\ \tilde{\beta}^{-m} \alpha^m \mu &= \mu^{-1}. && \text{(Lemma 8)} \end{aligned}$$

Next, we use Equations 12 and 13 to derive the relationship between $\dot{\theta}_\alpha$, $\dot{\theta}_\beta$, and $\dot{\theta}_{\beta\alpha}$, where $\dot{\theta}_{\beta\alpha}$ refers to the rate of change of the rotation angle for $\tilde{\beta}\alpha$. Substituting from Equation 13 into the lefthand equation of 12 we have:

$$\begin{aligned} \tilde{\beta}^{-m} (\tilde{\beta}\alpha)^2 &= \sqrt{\alpha^m \tilde{\beta}^{-m}} \alpha^{-1} \sqrt{\alpha^{-m} \tilde{\beta}^m} \alpha \\ &= \sqrt{\tilde{\beta}^{-m}} \sqrt{\alpha^m} \alpha^{-1} \sqrt{\alpha^{-m}} \sqrt{\tilde{\beta}^m} \alpha \\ &= \sqrt{\tilde{\beta}^{-m}} \left(\alpha^{-1} \sqrt{\tilde{\beta}^m} \alpha \right) \\ \implies (\tilde{\beta}\alpha)^2 &= \sqrt{\tilde{\beta}^m} \left(\alpha^{-1} \sqrt{\tilde{\beta}^m} \alpha \right) \end{aligned}$$

where we note that if $k = 1 + a\sigma$ is an infinitesimal, then $\sqrt{k} = 1 + \frac{1}{2}a\sigma$ is well-defined. Now, $\tilde{\beta}^m, \alpha^{-1}\tilde{\beta}^m\alpha$ and $(\tilde{\beta}\alpha)^2$ are infinitesimal rotations of \mathbb{H}^2 about fixed points $\tilde{q}, A^{-1}\tilde{q}$ and r respectively, where recall A is the finite part of α . Note that r is the midpoint of the segment connecting \tilde{q} and $A^{-1}\tilde{q}$ (see Figure 17). Hence, $\sqrt{\tilde{\beta}^m} \left(\alpha^{-1} \sqrt{\tilde{\beta}^m} \alpha \right)$ is an infinitesimal rotation centered at r with infinitesimal rotation amount $\cosh d(q, r) m \dot{\theta}_\beta$. So, the equation is satisfied if and only if

$$2\dot{\theta}_{\beta\alpha} = m \cosh d(q, r) \dot{\theta}_\beta.$$

Similarly, the righthand equation of 12 gives:

$$2\dot{\theta}_{\alpha\beta} = m \cosh d(q, r) \dot{\theta}_\alpha$$

where $\dot{\theta}_{\alpha\beta}$ denotes the rate of change of rotation angle for $\alpha\tilde{\beta}$. From (13) we also get the relationship between the infinitesimal cone angle φ of μ and the rate of change of rotational parts of the generators. Note that, by Lemma 6, the infinitesimal cone angle

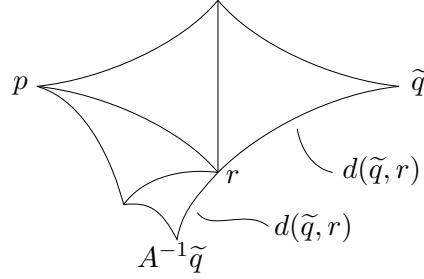


Figure 17: r is the midpoint of the segment connecting \tilde{q} to $A^{-1}\tilde{q}$.

φ is given by the infinitesimal translational part of μ along the projection of the singular axis to \mathbb{H}^2 :

$$\begin{aligned} 2\varphi &= -2m \frac{\sinh d(q, r)}{\sin \frac{\pi}{4}} \dot{\theta}_\beta \\ &= -2\sqrt{2}m\dot{\theta}_\beta \sqrt{\cot^2 \frac{\pi}{m} - 1} \end{aligned}$$

We have assumed that $\dot{\theta}_\beta > 0$ throughout. It is possible to interpret the case $\dot{\theta}_\beta < 0$ as building the same manifolds but with the fiber direction reversed (the building blocks in Figure 15 turn upside down). In this case, the infinitesimal rotational part of μ also changes sign (as in the above equation). However, the infinitesimal cone angle is always negative. For, if the orientation of the fibers is reversed, μ will encircle the singular locus in the negative direction; one should then use μ^{-1} to measure the infinitesimal cone angle.

5.2.2 Placement of the L_i

The last step in the construction of our singular HP structure on N , is to determine the exact placement of the lines L_i on the boundary of the two building blocks for our structure. When glued together, all L_i are matched up by the glueing maps, and the result must be a closed geodesic in the HP structure (with no corners). We can deduce the correct geodesic candidate for say L_2 , by beginning at a point near L_2 and following once around the singular locus. The resulting group element

$$g_B \beta^{-1} \beta^m g_D^{-1} \alpha^{-1} = \alpha^{-1} \tilde{\beta}^{-1} \alpha \tilde{\beta}$$

is a longitude of the singular locus, and is represented by a translation in HP whose geodesic axis must be L_2 . This determines the other L_i according to the equations in the previous section. The H_i are also determined, once a choice of initial glueing map (say g_A) is made. We must check that the axes L_i are actually arranged as in Figure 16.

Lemma 9. *1. L_2 lies strictly in between L_1 and L_3 in the degenerate plane $\pi^{-1}e$ and does not intersect either.*

2. L_4 lies strictly in between L_1 and L_2 .

Proof. By symmetry ($\theta_\alpha = \theta_\beta$ and $\dot{\theta}_\alpha = \dot{\theta}_\beta$), we may assume that $\tilde{\beta} = R\alpha R^{-1}$, where R is rotation by π , preserving a degenerate plane containing L_2 as in Figure 18. Then, with notation as in the figure, note that

$$\begin{aligned} w_1 &= \alpha x_2 \\ y_1 &= \tilde{\beta} z_2 = R\alpha R^{-1} z_2 = R\alpha x_2 = R w_1 \end{aligned}$$

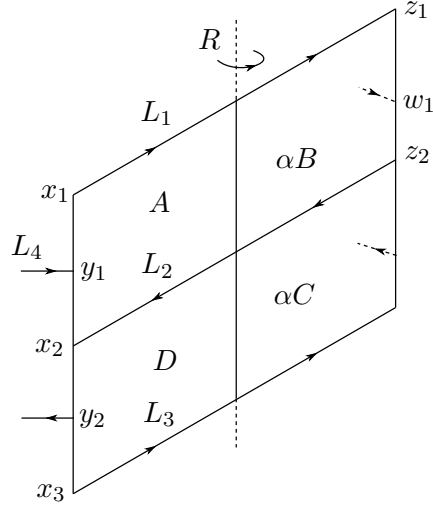


Figure 18: diagram for proof of Lemma 9

The segment $z_2 w_1$ therefore has the same signed length as $x_2 y_1$. So $y_1 x_1 = \beta z_2 w_1$ then has the same signed length as $x_2 y_1$. So all four segments $x_3 y_2$, $y_2 x_2$, $x_2 y_1$ and $y_1 x_1$ have the same signed length. They must all be nontrivial, and positive since $x_1 = \alpha^m x_3 > x_3$. \square

5.3 Regeneration

In the previous section, we showed that there exists an HP-structure on N with prescribed infinitesimal cone angle $\varphi < 0$ along Σ . Let $M = N \setminus \Sigma$. The following Proposition shows that the cohomology condition of Theorem 2 is satisfied by our HP structure. This will complete the proof of Theorem 1.

Proposition 17. *The HP structure on N with infinitesimal cone angle $\varphi < 0$ along Σ defined in the previous section is locally (and infinitesimally) rigid, if the infinitesimal cone angle φ is fixed. In particular, if $\rho = (\rho_0, z) : \pi_1 M \rightarrow \mathrm{PSL}(2, \mathbb{R}) \ltimes \mathfrak{sl}(2, \mathbb{R})$ is the holonomy representation, then*

$$H^1(\pi_1 M, \mathfrak{sl}(2, \mathbb{R})_{\mathrm{Ad}\rho_0}) = \mathbb{R}$$

is spanned by z .

Proof. All quantities in the construction of the previous section are determined by the choice of one parameter, say, $\dot{\theta}_\beta$, which is related to φ by the linear equation

$$\varphi = -\sqrt{2}m\dot{\theta}_\beta\sqrt{\cot^2\frac{\pi}{m} - 1}.$$

when $\dot{\theta}_\beta > 0$. So the first assertion will follow if we argue that any small change in the geometry corresponds to an HP structure which can still be constructed in the same way. Any HP structure on N with infinitesimal cone singularity along Σ gives rise via projection to a transversely hyperbolic foliation on N (which extends smoothly over the Σ). By a theorem from Thurston's notes (Thm 4.9 [Thu80], see Section 2.6), this transversely hyperbolic foliation must be the same one we started with, namely that arising from projection of N onto S , because the geometry of S is rigid. So the $\mathrm{PSL}(2, \mathbb{R})$ part of the holonomy representation is rigid. Then, we may decompose our perturbed HP structure into two pieces as in Figure 16 by cutting the surface S into two pieces and taking the inverse image under the projection as in the beginning of this section. This proves the first assertion about local rigidity and infinitesimal rigidity rel φ .

The cohomology assertion follows because HP structures are locally parameterized by their holonomy representations which, since ρ_0 is rigid, are described by the group $H^1(\pi_1 M, \mathfrak{sl}(2, \mathbb{R})_{\mathrm{Ad}\rho_0})$. Locally, classes $[z]$ are in 1 – 1 correspondence with infinitesimal cone angles φ (though, note that $[z]$ and $[-z]$ correspond to the same infinitesimal cone angle). \square

A generalization of Theorem 1 and the methods of this section to the case of higher genus S may be possible. However, it is important to note the following obstacle. The $\mathrm{PSL}(2, \mathbb{R})$ representation variety will not be smooth in such a case: a representation corresponding to a collapse of the three manifold onto a surface S lies on the intersection of two irreducible components, the extra one corresponding to deforming the geometry of S (as the Teichmüller space of S is non-trivial in this case). In the final section, we give an example displaying this phenomenon and some interesting consequences of it.

6 An interesting flexibility phenomenon

Here we will construct examples of transitioning structures for which the underlying hyperbolic and AdS structures collapse onto a puncture torus. The underlying manifold is the Borromean rings complement M with one boundary torus required to be a parabolic cusp and the other two boundary tori filled in with cone/tachyon singularities. We will see that the $\mathrm{SO}(2, 1)$ representation variety is not smooth at the locus of degenerated structures, so the existence of a representation-level transition is not automatic. As a result of the non-smoothness we observe that a transitional HP structure on M can be deformed to nearby HP structures that *do not* regenerate to hyperbolic structures. Interestingly, these nearby HP structures do regenerate to AdS structures. The geometry can be constructed using ideal tetrahedra and the methods of [Dan11] (in fact, M is the union of eight tetrahedra). However, for brevity, we observe this phenomenon only at the level of representations.

6.0.1 Representation variety

Consider the three-torus T^3 defined by identifying opposite faces of a cube. Now, define $M^3 = T^3 - \{\alpha, \beta, \gamma\}$, where α, β, γ are disjoint curves freely homotopic to the generators a, b, c of $\pi_1 T^3$ as shown in Figure 19. Then M is homeomorphic to the complement of the

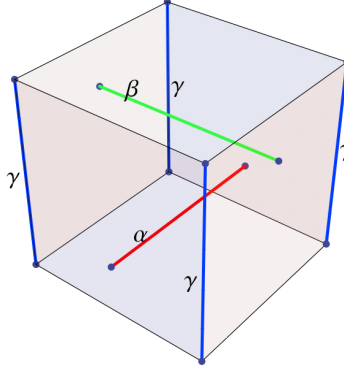


Figure 19: We remove the three curves α, β, γ shown in the diagram from the three-torus T^3 (opposite sides of the cube are identified). The resulting manifold M is homeomorphic to the complement of the Borromean rings in S^3 .

Borromean rings in S^3 (this is stated in [Hod86]). A presentation for $\pi_1 M$ is given by:

$$\pi_1 M = \langle a, b, c : [[a, b], c] = [[c, b^{-1}], a] = 1 \rangle.$$

We study the representation variety $\mathcal{R}_{par}(M)$ of representations $\rho : \pi_1 M \rightarrow \mathrm{PSL}(2, \mathbb{R})$ up to conjugacy such that $\rho[a, b]$ is parabolic (and so $\rho(c)$ is parabolic with the same fixed point). These representations correspond to transversely hyperbolic foliations which are “cusped” at one boundary component and have Dehn surgery type singularities at the other two boundary components (see [Hod86]).

Let T denote the punctured torus, with $\pi_1 T = \langle a, b \rangle$. Then $\pi_1 T \hookrightarrow \pi_1 M$, so that $\mathcal{R}_{par}(M) \rightarrow \mathcal{R}_{par}(T)$. The representations of $\mathcal{R}_{par}(T)$ correspond to hyperbolic punctured tori (with a cusp at the puncture). A representation $\rho : \pi_1 T \rightarrow \mathrm{PSL}_2 \mathbb{R}$ satisfies the parabolic condition if and only if $\rho(a), \rho(b)$ are hyperbolic elements with

$$\sinh \frac{l(a)}{2} \sinh \frac{l(b)}{2} \sin \varphi = 1$$

where $l(a), l(b)$ are the translation lengths of $\rho(a), \rho(b)$ respectively and φ is the angle between the axes. To lift such a representation to a representation of $\pi_1 M$, we must assign $\rho(c)$ so that the relations of $\pi_1 M$ are satisfied. Since $\rho(c)$ must commute with the parabolic $\rho[a, b]$, $\rho(c)$ is parabolic with the same fixed point. Let x denote the amount of parabolic translation of $\rho(c)$ relative to $\rho[a, b]$, so if $\rho[a, b] = \begin{pmatrix} -1 & 1 \\ 0 & -1 \end{pmatrix}$, then $\rho(c) = \begin{pmatrix} -1 & x \\ 0 & -1 \end{pmatrix}$. It turns out (by a nice geometric argument) that there are exactly two solutions for x :

$$x = 0 \quad \text{or} \quad x = \frac{1}{2} \operatorname{sech} \frac{l(a)}{2} \operatorname{sech} \frac{l(b)}{2} \cot \varphi.$$

This describes the representation variety \mathcal{R}_{par} rather explicitly as the union of two irreducible two-dimensional components \mathcal{R}_T and \mathcal{R}_R . The first component \mathcal{R}_T ('T' for Teichmüller) consists of the obvious representations with $\rho(c) = 1$ and $\rho(a), \rho(b)$ generating a hyperbolic punctured torus group. The associated transversely hyperbolic foliations are products (with two fillable singularities at α and β). The second component \mathcal{R}_R ('R' for regenerate) describes transversely hyperbolic foliations with more interesting structure. This component, in fact its complexification, is the relevant one for regenerating hyperbolic structures. Note that \mathcal{R}_T and \mathcal{R}_R meet (transversely) exactly at the locus of "rectangular" punctured tori ($\cot \varphi = 0$).

Remark 6. If we identify \mathcal{R}_T with the Teichmüller space $\mathcal{T}_{1,1}$ of the punctured torus, then the singular set of \mathcal{R}_{par} , given by $\mathcal{R}_T \cap \mathcal{R}_R$, is exactly the *line of minima* for the curves a and b . In other words, $\mathcal{R}_T \cap \mathcal{R}_R$ consists of the representations in \mathcal{R}_T where there is a relation between the differentials $dl(a)$ and $dl(b)$. The relevance of such a relation in the context of regeneration questions is discussed in Section 3.17 of [Hod86].

6.0.2 Regenerating 3D structures

Fix a particular rectangular punctured torus $\rho_0 : \pi_1 T \rightarrow \mathrm{PSL}(2, \mathbb{R})\mathbb{R}$, and lift ρ_0 to $\pi_1 M$ by setting $\rho_0(c) = 1$ (this is the only possible lift). Let v be a tangent vector at ρ_0 , tangent to the component \mathcal{R}_R but transverse to \mathcal{R}_T . For suitably chosen v , the representation $\rho_0 + \sigma v : \pi_1 M \rightarrow \mathrm{PSL}_2(\mathbb{R} + \mathbb{R}\sigma)$ is the holonomy of a robust HP structure (which can be constructed from eight tetrahedra). Now, as the variety \mathcal{R}_R is smooth, the complexified variety $\mathcal{R}_R^{\mathbb{C}}$ is smooth at ρ_0 . Thus the Zariski tangent vector iv is tangent to a path $\rho_t : \pi_1 M \rightarrow \mathrm{PSL}(2, \mathbb{C})$ which is compatible to first order with $\rho_0 + \sigma v$. By Proposition 4, the HP structure regenerates to a path of hyperbolic structures with holonomy ρ_t (or alternatively, this path of hyperbolic structures can be constructed directly using tetrahedra). Similarly, the variety $\mathcal{R}_R^{\mathbb{R} + \mathbb{R}\tau}$ is smooth at ρ_0 yielding a path of holonomies $\rho_t : \pi_1 M \rightarrow \mathrm{PSL}(2, \mathbb{R} + \mathbb{R}\tau)$ with $\rho'_0 = \tau v$ so that Proposition 4 then produces a regeneration to AdS structures with holonomy ρ_t . Thus, our HP structure is transitional. Actually, in the AdS case, the representations can be constructed directly. Let $\sigma_t : \pi_1 M \rightarrow \mathrm{PSL}(2, \mathbb{R})$ be a path with $\sigma'_0 = v$. Then, a path ρ_t of $\mathrm{PSL}(2, \mathbb{R} + \mathbb{R}\tau)$ representations with $\rho'_0 = \tau v$ is defined by

$$\rho_t = \frac{1 + \tau}{2} \sigma_t + \frac{1 - \tau}{2} \sigma_{-t}.$$

6.0.3 An interesting flexibility phenomenon

The transitional HP structure from the previous sub-section, with holonomy $\rho_0 + \sigma v$, can be deformed in an interesting way. By Proposition 1, nearby HP structures are determined by nearby holonomy representations. We consider a deformation of the form

$$\rho_0 + \sigma(v + \epsilon u)$$

where ϵu is a small tangent vector at ρ_0 , tangent to the component \mathcal{R}_T and transverse to \mathcal{R}_R (see Figure 20). Now, $\mathcal{R}_{par}^{\mathbb{C}}(M)$ is the union of its irreducible components $\mathcal{R}_T^{\mathbb{C}}$ and $\mathcal{R}_R^{\mathbb{C}}$ (locally at ρ_0). So, as u and v are tangent to different components of $\mathcal{R}_{par}(M)$, any Zariski tangent vector of the form $w + i(v + \epsilon u)$, for w real, is not integrable. Thus, the

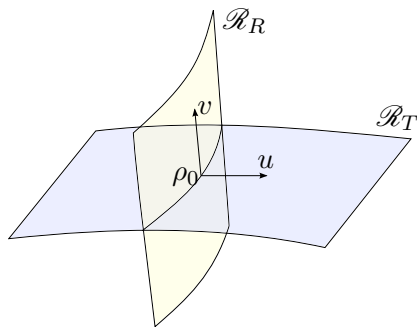


Figure 20: A schematic picture of the $\mathrm{PSL}(2, \mathbb{R})$ representation variety $\mathcal{R}_{par}(M)$. The variety is the union of two irreducible two-dimensional components which meet at the locus of rectangular punctured torus representations (with $c = 1$). We let ρ_0 be one such representation, with v tangent to one component, and u tangent to the other.

deformed HP structure *does not* regenerate to hyperbolic structures. However, it does regenerate to AdS structures. To see this, consider paths σ_t and μ_t with derivatives $2v$ and $2\epsilon u$ respectively at $t = 0$. Then,

$$\rho_t = \frac{1 + \tau}{2} \sigma_t + \frac{1 - \tau}{2} \mu_{-t}$$

gives a family of $\mathrm{PSL}(2, \mathbb{R} + \mathbb{R}\tau)$ representations with $\rho'_0 = (v - \epsilon u) + \tau(v + \epsilon u)$. Proposition 4 now implies that the deformed HP structure regenerates to AdS structures.

References

- [ABB⁺07] Lars Andersson, Thierry Barbot, Riccardo Benedetti, Francesco Bonsante, William M. Goldman, Francois Labourie, Kevin P. Scannell, and Jean-Marc Schlenker, *Notes on a paper of Mess*, *Geometriae Dedicata* **126** (2007), no. 1, 47–70.
- [BB09] Riccardo Benedetti and Francesco Bonsante, *Canonical wick rotations in 3-dimensional gravity*, *Memoirs of the American Mathematical Society*, 2009.
- [BBD⁺12] Thierry Barbot, Francesco Bonsante, Jeffrey Danciger, William M. Goldman, François Guéritaud, Fanny Kassel, Kirill Krasnov, Jean-Marc Schlenker, and Abdelghani Zeghib, *Some questions on anti de-sitter geometry*, arXiv:1205.6103 <http://arxiv.org/abs/1205.6103> (2012).
- [BBS09] Thierry Barbot, Francesco Bonsante, and Jean-Marc Schlenker, *Collisions of particles in locally AdS spacetimes*, preprint (2009).
- [BEE96] John K. Beem, Paul E. Ehrlich, and Kevin L. Easley, *Global lorentzian geometry*, 2nd ed., Marcel Dekker, New York, 1996.
- [Ben08] Yves Benoist, *A survey on divisible convex sets*, *Adv. Lect. Math* **6** (2008), 1–18.
- [Ber60] Lipman Bers, *Simultaneous uniformization*, *Bull. Amer. Math. Soc.* **66** (1960), 94–97.
- [BLP05] Michel Boileau, Bernhard Leeb, and Joan Porti, *Geometrization of 3-dimensional orbifolds*, *Annals of Math* **162** (2005), no. 1, 195–250.

- [Bro07] Ken Bromberg, *Projective structures with degenerate holonomy and the bers density conjecture*, *Annals of Math* **166** (2007), 77–93.
- [CG97] Suhyoung Choi and William M. Goldman, *The classification of real projective structures on surfaces*, *Bulletin of the American Math Society* **34** (1997), 161–171.
- [CHK00] Daryl Cooper, Craig Hodgson, and Steven Kerckhoff, *Three-dimensional orbifolds and cone manifolds*, *MSJ Memoirs*, vol. 5, Mathematical Society of Japan, Tokyo, 2000.
- [CLT12] Daryl Cooper, Darren D. Long, and Stephan Tillmann, *On convex projective manifolds and cusps*, preprint (2012).
- [CM12] Mickaël Crampon and Ludovic Marquis, *Finitude géométrique en géométrie de hilbert*, arXiv: 1202.5442v1 (2012).
- [Dan11] Jeffrey Danciger, *Geometric transitions: from hyperbolic to AdS geometry*, Ph.D. thesis, Stanford University, 2011.
- [Ehr36] Charles Ehresmann, *Sur les espaces localement homogènes*, *L'Enseignement Mathématique* **35** (1936), 317–333.
- [Gol90] William M. Goldman, *Convex real projective structures on compact surfaces*, *Journal of Differential Geometry* **31** (1990), 791–845.
- [Gol10] ———, *Locally homogeneous geometric manifolds*, *Proceedings of the International Congress of Mathematicians*, Hyderabad, India (2010).
- [HK98] Craig Hodgson and Steven Kerckhoff, *Rigidity of hyperbolic cone manifolds and hyperbolic dehn surgery*, *Journal of Differential Geometry* **48** (1998), 1–60.
- [HK05] ———, *Universal bounds for hyperbolic dehn surgery*, *Annals of Mathematics* **162** (2005), no. 1, 367–421.
- [Hod86] Craig Hodgson, *Degeneration and regeneration of hyperbolic structures on three-manifolds*, Ph.D. thesis, Princeton University, 1986.
- [HPS01] Michel Huesener, Joan Porti, and Eva Suárez, *Regenerating singular hyperbolic structures from sol*, *Journal of Differential Geometry* **59** (2001), 439–478.
- [Mes07] Geoffrey Mess, *Lorentz spacetimes of constant curvature*, *Geometriae Dedicata* **126** (2007), no. 1, 3–45.
- [Por98] Joan Porti, *Regenerating hyperbolic and spherical cone structures from euclidean ones*, *Topology* **37** (1998), no. 2, 365–392.
- [Por02] ———, *Regenerating hyperbolic cone structures from nil*, *Geometry and Topology* **6** (2002), 815–852.
- [Por10] ———, *Regenerating hyperbolic cone 3-manifolds from dimension 2*, preprint (2010).
- [Rat94] John G. Ratcliffe, *Foundations of hyperbolic manifolds*, Springer-Verlag, 1994.
- [Suo03] Juan Suoto, *Hyperbolic cone-manifolds with large cone-angles*, *Geometry and Topology* **7** (2003), 789–797.
- [Thu80] William P. Thurston, *The geometry and topology of three manifolds*, www.msri.org/publications/books.gt3m, 1980.
- [Thu97] ———, *Three-dimensional geometry and topology*, Princeton University Press, 1997.