

Theoretical Study of Pest Control Using Stage Structured Natural Enemies with Maturation Delay: A Crop-Pest-Natural Enemy Model

Kunwer Singh Jatav*, Joydip Dhar

Department of Applied Sciences,
ABV-Indian Institute of Information Technology and Management
Gwalior(M.P.)-474015, INDIA

E-mail: **sing1709@gmail.com, jdhar@iiitm.ac.in*

October 18, 2018

Abstract

In the natural world, there are many insect species whose individual members have a life history that takes them through two stages, immature and mature. Moreover, the rates of survival, development, and reproduction almost always depend on age, size, or development stage. Keeping this in mind, in this paper, a three species crop-pest-natural enemy food chain model with two stages for natural enemies is investigated. Using characteristic equations, a set of sufficient conditions for local asymptotic stability of all the feasible equilibria is obtained. Moreover, using approach as in (Beretta and Kuang, 2002), the possibility of the existence of a Hopf bifurcation for the interior equilibrium with respect to maturation delay is explored, which shows that the maturation delay plays an important role in the dynamical behavior of three species system. Also obtain some threshold values of maturation delay for the stability-switching of the particular system. In succession, using the normal form theory and center manifold argument, we derive the explicit formulas which determine the stability and direction of bifurcating periodic solutions. Finally, a numerical simulation for supporting the theoretical analysis is given.

Keywords: Food chain, maturation delay, stability-switch, Hopf bifurcation, chaos.

1 Introduction

It is a well known fact that pest is a harmful insect and its outbreak often cause serious ecological and economic problems (Kaminska et al., 2004; Weaver et al., 1992). Evidence indicates that annually the pests cause 25% loss in rice, 5-10% in wheat, 30% in pulses, 35% in oilseeds, 20% in sugarcane and 50% in cotton (Dhaliwal and Arora, 1996). Now a days, many pest control methods are available, such as biological, cultural, physical and chemical methods (Franz, 1961; Van Lenteren and Woets, 1988; Vincent et al., 2003; Hoyt, 1969). However farmers mostly use pesticides to control pests because of its efficiency and convenience. The chemical pesticide kills not only pests but it also kills their natural enemies. Actually, when pests are caught or poisoned to a large extent, their natural enemies become extinct due to no food and afterwards, when the pesticide intensity decreases, then the pests increase rapidly. Due to this reason, chemical control has become challenged. Furthermore, the common practice proves that long-term adopting chemical control may give rise to disastrous results, for example, environmental contamination, toxicosis of the man and animals and so on. Thus the pesticide pollution is also recognized as a major health hazard to human beings and to natural enemies (Butler, 1969; Dahal, 1995; Kaminska et al., 2004; Kishimba et al., 2004). On the other hand, it is a well known that the biological control method is harmless to human, animal and environment. Biological control is generally used to control a particular pest using a chosen living organism; this chosen organism might be a predator, parasite or disease which attacks on the harmful insect pest. The last few years have seen an sudden increase of interest in the study of biological pests control using prey-predator interaction (Jiao et al., 2008; Liu and Chen, 2003; Dong et al., 2006; Liu, 1995; Wang et al., 2001; Song and Xiang, 2006; Shi and Chen, 2009).

Moreover, effective use of biological control often requires a good understanding of the biology of the pest, its natural enemies and their interaction, as well as the ability to identify various life stages of relevant insects in the crops. Again, the formulations of stage structured population models are the recognition that individuals of many species have life-histories composed of a sequence of stages within which their characteristics are broadly similar to those of other individuals in the same stage and totally different, from those of individuals in other stages. In insect population, such stages are particularly easy to recognize, being separated by short events such as moult or pupation. Many researchers studied stage-structured models before 1990 (Barclay and van den Driessche, 1980; Bence and Nisbet, 1989; Gurney et al., 1983; Gurney and Nisbet, 1985; Hastings, 1983; Landahl and Hansen, 1975; Wood et al., 1989), but the real interest comes into picture on the stage structured models after the work of Aiello and Freedman (Aiello and Freedman, 1990). They proposed a single species model with stage structure assuming an average age to maturity (i.e., as a constant time delay) which reflecting a delayed birth of immature and a reduced survival of immature to their maturity.

The model is as follows:

$$\begin{aligned}\frac{dx(t)}{dt} &= \beta y(t) - rx(t) - \beta e^{-r\tau} y(t - \tau), \\ \frac{dy(t)}{dt} &= \beta e^{-r\tau} y(t - \tau) - \eta y^2(t),\end{aligned}\tag{1.1}$$

where $x(t)$ and $y(t)$ represent the immature and mature populations densities, respectively. Here, it is assumed that at any time $t > 0$, growth rate of immature population is proportional to the existing mature population with proportionality constant β ; the death rate of immature population is r ; the death rate of mature population is proportional to the square of the population with the proportionality constant η . The term $\beta e^{-r\tau} y(t - \tau)$ represents the immature who were born at time $t - \tau$ and survive at time t , therefore it represents the transformation of immature to mature, where τ represent a constant time to maturity. All the parameters τ , β , r and η are positive constants.

Further, the single species model (1.1) is extended by many researchers into different kinds of stage-structured models and obtained significant results (Aiello et al., 1992; Cao et al., 1992; Freedman and Wu, 1991; Freedman et al., 1994; Huo et al., 2001; Magnússon, 1999). Recently, many authors studied different kinds of predator-prey system with division of the predators into immature and mature class and a good number of research has been carried out (Wang et al., 2001; Xu et al., 2004; Gao et al., 2008; Magnússon, 1999; Sun et al., 2009; Qu and Wei, 2007; Hu and Huang, 2010; Satio and Takeuchi, 2003). One interested model is suggested by Satio and Takeuchi (Satio and Takeuchi, 2003). They considered two life stages for predator and proposed the following predator-prey model:

$$\begin{aligned}\dot{x}(t) &= x(t) (r_1 - a_{11}x(t) - a_{13}y(t)), \\ \dot{Y}(t) &= -r_2 Y(t) + a_{31}x(t)y(t) - a_{31}e^{-r_2\tau} x(t - \tau)y(t - \tau), \\ \dot{y}(t) &= -r_3 y^2(t) + a_{31}e^{-r_2\tau} x(t - \tau)y(t - \tau),\end{aligned}\tag{1.2}$$

where $x(t)$ is population density of prey, $Y(t)$ and $y(t)$ denote the densities of immature and mature predator population, respectively; τ represent a constant time to maturity for predator; a_{13} is the per capita rate of predation; a_{31} is the conversion rate and all other parameters have the similar meaning as in (1.1).

Furthermore, three species food chain models are investigated by many researchers (Freedman and Waltman, 1977; Freedman and So, 1985; Hastings and Powell, 1991; Freedman and Ruan, 1992; McCann and Yodzis, 1995; Boer et al., 1999; Li and Kuang, 2000; Hsu et al., 2003). One of noteworthy contribution is given by Kuang et al. (Hsu et al., 2003), they considered a three trophic food chain

model for plant-pest-natural enemy, but they ignored the stage structure phenomena of species.

The aim of this paper is to study a crop-pest-natural enemy model with two life stages of natural enemy. The paper is organized as follows: in section 2, model development is discussed, the positivity and boundedness are established in the section 3. In section 4, all the feasible equilibria and their local stability behavior are studied. The stability and direction of Hopf bifurcation is analyzed in section 5. Further, in section 6, a set of numerical simulations is given to verify all the major analytical findings. Finally, conclusions for this paper are given in the last section.

2 Proposed Mathematical Model

In this section, our main aim is to propose a mathematical model for the interaction of plant-pest-natural enemy. Since plant-hoppers are serious pests for the rice crops and these are suppressed by *Lycosa tarantula* and other spiders, it is well documented in a report of the Indian Council of Agricultural Research (ICAR) (Birthal and Sharma, 2004). The tarantula species has two major life stages, namely, immature and mature; only mature population can harvest the pest and reproduce a new offspring. In modelling process, we assume that $x(t)$, $y(t)$, $z_1(t)$ and $z_2(t)$ are densities of crop, pest, immature and mature natural enemy at time t , respectively. The parameters a_1 , b_1 are respectively the intrinsic growth rate and overcrowding rate of crops; c_1 , α_1 are per capita predation rate of crop by the pest and the corresponding growth rate of pest, respectively. The parameters c_2 is per capita predation rate of pest by the natural enemy and α_2 is the corresponding growth rate of mature natural enemy. Here, d_1 , d_2 , d_3 are the natural death rates of pests, immature and mature natural enemies, respectively. Further, τ is the maturation delay from immature to mature natural enemies, the term $\alpha_2 e^{-d_2\tau} y(t-\tau) z_2(t-\tau)$ represents the transformation of immature to mature population. Keeping this biological situation in mind and motivated from the modelling ideas of (Aiello and Freedman, 1990; Satio and Takeuchi, 2003), in this paper, we propose a three species stage structured crop-pest-natural enemy model as follows:

$$\begin{aligned}
 \frac{dx(t)}{dt} &= x(t) (a_1 - b_1 x(t) - c_1 y(t)), \\
 \frac{dy(t)}{dt} &= y(t) (\alpha_1 x(t) - d_1 - c_2 z_2(t)), \\
 \frac{dz_1(t)}{dt} &= \alpha_2 y(t) z_2(t) - d_2 z_1(t) - \alpha_2 e^{-d_2\tau} y(t-\tau) z_2(t-\tau), \\
 \frac{dz_2(t)}{dt} &= \alpha_2 e^{-d_2\tau} y(t-\tau) z_2(t-\tau) - d_3 z_2(t),
 \end{aligned} \tag{2.1}$$

The model completes with the following set of initial conditions:

$$x(\theta) = \phi_1(\theta), \quad y(\theta) = \phi_2(\theta), \quad z_1(\theta) = \psi_1(\theta),$$

$$z_2(\theta) = \psi_2(\theta), \quad \phi_i(0) > 0, \quad \psi_i(0) > 0, \quad \theta \in [-\tau, 0], \quad i = 1, 2, \quad (2.2)$$

where $(\phi_1, \phi_2, \psi_1, \psi_2) \in C([- \tau, 0], R_+^4)$, the Banach space of continuous functions mapping on the interval $[-\tau, 0]$ into R_+^4 . For continuity of the initial conditions, we further require

$$\psi_1(0) = \int_{-\tau}^0 \alpha_2 \phi_2(s) \psi_2(s) e^{d_2 s} ds, \quad (2.3)$$

where $\psi_1(0)$ represents the accumulated survivors of those natural enemy members who were born between $-\tau$ and 0. In the next section, we will discuss the positivity and boundedness of solutions of the system (2.1) with initial conditions (2.2) and (2.3).

3 Positivity and boundedness

Positivity means that the species is persistent and boundedness implies a natural restriction. Therefore, we can state and prove the following lemmas for the positivity and boundedness of solutions of the system (2.1):

Lemma 3.1. *The solutions of system (2.1) with initial conditions (2.2) and (2.3) are positive, for all $t \geq 0$.*

Proof. Let $(x(t), y(t), z_1(t), z_2(t))$ be a solution of system (2.1) with initial conditions (2.2) and (2.3). Let us first consider $z_2(t)$ for $t \in [0, \tau]$. Noting that $\phi_2(\theta) \geq 0$, $\psi_2(\theta) \geq 0$ for $\theta \in [-\tau, 0]$, we obtain from the fourth equation of system (2.1) that

$$\frac{dz_2(t)}{dt} = \alpha_2 e^{-d_2 \tau} \phi_2(t - \tau) \psi_2(t - \tau) - d_3 z_2(t) \geq -d_3 z_2(t).$$

It thus follows for $t \in [0, \tau]$,

$$z_2(t) \geq z_2(0) e^{-d_3 t} > 0.$$

For $t \in [0, \tau]$, the second equation of the system (2.1) can be rewritten as

$$\frac{dy(t)}{dt} \geq y(t) (-d_1 - c_1 z_2(t)).$$

A standard comparison argument shows that for $t \in [0, \tau]$,

$$y(t) \geq y(0) \exp \left(\int_0^t (-d_1 - c_1 z_2(s)) ds \right) > 0.$$

Similarly, it follows from the first equation of system (2.1) that for $t \in [0, \tau]$,

$$\frac{dx(t)}{dt} \geq -b_1x^2(t) - c_1x(t)y(t),$$

which evidences that

$$x(t) \geq \frac{x(0) \exp\left(-c_1 \int_0^t y(s) ds\right)}{1 + b_1x(0) \int_0^t \exp\left(-c_1 \int_0^s y(u) du\right)} > 0.$$

In a similar way, we can treat the intervals $[\tau, 2\tau], \dots, [n\tau, (n+1)\tau], n \in N$. Thus by induction, we establish that $x(t) > 0$, $y(t) > 0$ and $z_2(t) > 0$ for all $t \geq 0$.

Finally from third equation of (2.1) and (2.3), we have

$$z_1(t) = \int_{t-\tau}^t \alpha_2 y(s) z_2(s) e^{-d_2(t-s)} ds.$$

Therefore the positivity of $z_1(t)$ follows. □

Lemma 3.2. *The solutions of the system (2.1) with initial conditions (2.2) and (2.3) are bounded.*

Proof. Let $V(t) = \alpha_1\alpha_2x(t) + c_1\alpha_2y(t) + c_1c_2z_1(t) + c_1c_2z_2(t)$, calculating the derivative of $V(t)$ with respect to t along the positive solution of the system (2.1), we have

$$\dot{V}(t) = a_1\alpha_1\alpha_2x(t) - b_1\alpha_1\alpha_2x^2(t) - c_1d_1\alpha_2y(t) - c_1c_2d_2z_1(t) - c_1c_3d_3z_2(t).$$

Taking $p = \min\{a_1, d_1, d_2, d_3\}$, we obtain that

$$\dot{V}(t) + pV(t) \leq 2a_1\alpha_1\alpha_2x(t) - b_1\alpha_1\alpha_2x^2(t).$$

Hence there exists a positive constant $K = a_1^2\alpha_1\alpha_2/b_1$ such that

$$\dot{V}(t) + pV(t) \leq K,$$

thus, we get

$$V(t) \leq (V(0) - K/p) e^{-pt}.$$

Therefore, $V(t)$ is bounded, i.e., each solution of the system (2.1) is bounded. □

In the next section, we will investigate the feasible equilibrium of the system (2.1) and study their stability.

4 Nonnegative equilibria and their local stability

In this section, our main objective is to investigate the local behavior of all feasible equilibria and existence of a Hopf bifurcation at interior equilibrium. The equation for the variable z_1 in the system (2.1) can be rewritten as

$$\begin{aligned}\frac{dz_1(t)}{dt} &= \alpha_2 y(t) z_2(t) - d_2 z_1(t) - \alpha_2 e^{-d_2 \tau} y(t - \tau) z_2(t - \tau) \\ &:= -d_2 z_1(t) + f(y(t), z_2(t), y(t - \tau), z_2(t - \tau)),\end{aligned}$$

if $y(t)$, $z_2(t)$ are bounded and $y(t) \rightarrow y^*$, $z_2 \rightarrow z_2^*$ as $t \rightarrow \infty$, then $z_1(t) \rightarrow f(y^*, z_2^*, y^*, z_2^*)/d_2$ as $t \rightarrow \infty$, i.e., the asymptotic behavior of z_1 is completely dependent on $y(t)$ and $z_2(t)$. Hence, the asymptotic behavior of our proposed model will remain the same with the following reduced system:

$$\begin{aligned}\frac{dx(t)}{dt} &= x(t) (a_1 - b_1 x(t) - c_1 y(t)), \\ \frac{dy(t)}{dt} &= y(t) (\alpha_1 x(t) - d_1 - c_2 z_2(t)), \\ \frac{dz_2(t)}{dt} &= \alpha_2 e^{-d_2 \tau} y(t - \tau) z_2(t - \tau) - d_3 z_2(t),\end{aligned}\tag{4.1}$$

Using simple algebraic manipulations, we get four feasible equilibria for the system (4.1), namely,

- (a) trivial equilibrium $E_0(0, 0, 0)$;
- (b) boundary equilibrium $E_1(a_1/b_1, 0, 0)$;
- (c) planner equilibrium $E_2(\bar{x}, \bar{y}, 0)$ exists only when **(H1)** $a_1 \alpha_1 > b_1 d_1$;
- (d) interior equilibrium $E_3(x^*, y^*, z_2^*)$ exists if **(H2)** $a_1 \alpha_1 \alpha_2 > \Delta$.

Where

$$\begin{aligned}\bar{x} &= \frac{d_1}{\alpha_1}, \quad \bar{y} = \frac{a_1 \alpha_1 - b_1 d_1}{c_1 \alpha_1}, \quad x^* = \frac{a_1 \alpha_2 - c_1 d_3 e^{d_2 \tau}}{b_1 \alpha_2}, \quad y^* = \frac{d_3 e^{d_2 \tau}}{\alpha_2}, \\ z_2^* &= \frac{a_1 \alpha_1 \alpha_2 - \Delta}{b_1 c_2 \alpha_2}, \quad \Delta = c_1 d_3 \alpha_1 e^{d_2 \tau} + b_1 d_1 \alpha_2.\end{aligned}$$

Further, **(H2)** implies that

$$\tau < \frac{1}{d_2} \log \left(\frac{a_1 \alpha_1 \alpha_2 - b_1 d_1 \alpha_2}{c_1 d_3 \alpha_1} \right) := \bar{\tau}.$$

The characteristic equation for trivial equilibrium $E_0(0, 0, 0)$ is given by

$$(\lambda - a_1)(\lambda + d_1)(\lambda - d_3) = 0.\tag{4.2}$$

The characteristic equation (4.2) has one positive and two negative roots, hence equilibrium E_0 is a unstable saddle point.

Similarly, the characteristic equation for boundary equilibrium E_1 is as follows:

$$(\lambda + d_3)(\lambda + a_1) \left(\lambda + d_1 - \frac{a_1 \alpha_1}{b_1} \right) = 0. \quad (4.3)$$

Clearly, all the eigenvalues are negative only when $a_1 \alpha_1 < b_1 d_1$, which stabilize E_1 , otherwise it is unstable. Again, the characteristic equation for planner equilibrium $E_2(\bar{x}, \bar{y}, 0)$ becomes

$$(\lambda + d_3 - \alpha_2 \bar{y} e^{-d_2 \tau}) (\lambda^2 + b_1 \bar{x} \lambda + c_1 \alpha_1 \bar{x} \bar{y}) = 0. \quad (4.4)$$

Since, both roots of the quadratic equation $\lambda^2 + b_1 \bar{x} \lambda + c_1 \alpha_1 \bar{x} \bar{y} = 0$ have negative real parts, hence the equilibrium E_2 is locally asymptotically stable if $\alpha_2 \bar{y} e^{-d_2 \tau} < d_3$ for all $\tau > (1/d_2) \log \alpha_2 \bar{y} / d_3 := \tau_{cr}$.

Finally, the characteristic equation for interior equilibrium $E_3(x^*, y^*, z_2^*)$ is given as:

$$\lambda^3 + A_1(\tau) \lambda^2 + A_2(\tau) \lambda + A_3(\tau) + (B_1(\tau) \lambda^2 + B_2(\tau) \lambda + B_3) e^{-\lambda \tau} = 0, \quad (4.5)$$

where

$$A_1(\tau) = b_1 x^*(\tau) + d_3, \quad A_2(\tau) = b_1 d_3 x^*(\tau) + c_1 \alpha_1 x^*(\tau) y^*(\tau),$$

$$A_3(\tau) = c_1 d_3 \alpha_1 x^*(\tau) y^*(\tau), \quad B_1 = -\alpha_2 y^*(\tau) e^{-d_2 \tau},$$

$$B_2(\tau) = \alpha_2 y^*(\tau) (c_2 z_2^*(\tau) - b_1 x^*(\tau)) e^{-d_2 \tau},$$

$$B_3(\tau) = \alpha_2 x^*(\tau) y^*(\tau) (b_1 c_2 z_2^*(\tau) - c_1 \alpha_1 y^*(\tau)) e^{-d_2 \tau}.$$

We write A_i, B_i in place of $A_i(\tau), B_i(\tau)$ for $i = 1, 2, 3$ in the rest of the analysis. The characteristic equation (4.5) can be rewritten as:

$$P(\lambda, \tau) + Q(\lambda, \tau) e^{-\lambda \tau} = 0, \quad (4.6)$$

where

$$P(\lambda, \tau) = \lambda^3 + A_1 \lambda^2 + A_2 \lambda + A_3, \quad Q(\lambda, \tau) = B_1 \lambda^2 + B_2 \lambda + B_3. \quad (4.7)$$

When $\tau = 0$, the characteristic equation (4.5) becomes

$$\lambda^3 + b_1 x^* \lambda^2 + (c_1 \alpha_1 x^* y^* + c_2 \alpha_2 y^* z_2^*) \lambda + b_1 c_2 \alpha_2 x^* y^* z_2^* = 0. \quad (4.8)$$

Since $(A_1(0) + B_1(0))(A_2(0) + B_2(0)) - (A_3(0) + B_3(0)) = b_1 c_1 \alpha_1 x^{*2} y^* > 0$, therefore, using Routh-Hurwitz criterion, all the solutions of the characteristic equation (4.8) have negative real parts. Thus the interior equilibrium E_3 is locally asymptotically stable for $\tau = 0$ if it exists.

In the following, we investigate the existence of purely imaginary roots $\lambda = i\omega$ ($\omega > 0$) of characteristic equation (4.6). We apply Beretta and Kuang (Beretta and Kuang, 2002) geometric criterion which gives the existence of purely imaginary roots of a characteristic equation with delay dependent coefficients.

Lemma 4.1. *If (H2) holds, then the following are satisfied:*

1. $P(0, \tau) + Q(0, \tau) \neq 0$,
2. $P(i\omega, \tau) + Q(i\omega, \tau) \neq 0$ for all $\omega \in R$,
3. $\limsup\{|Q(\lambda, \tau)/P(\lambda, \tau)| : |\lambda| \rightarrow \infty, \operatorname{Re}\lambda \geq 0\} < 1$,
4. $F(\omega, \tau) = |P(i\omega, \tau)|^2 - |Q(i\omega, \tau)|^2$ for each τ has at most a finite number of real zeros,
5. each positive root $\omega(\tau)$ of $F(\omega, \tau) = 0$ is continuous and differentiable in τ whenever it exists.

Proof. 1. For $\tau \in [0, \bar{\tau})$,

$$P(0, \tau) + Q(0, \tau) = b_1 c_2 \alpha_2 x^* y^* z_2^* e^{-d_2 \tau} \neq 0.$$

$$2. P(i\omega, \tau) + Q(i\omega, \tau) = -(A_1 + B_1)\omega^2 + A_3 + B_3 + i[-\omega^3 + (A_2 + B_2)\omega] \neq 0.$$

3. Since $P(\lambda, \tau)$ is a third degree polynomial in λ and $Q(\lambda, \tau)$ second degree, hence, $\limsup\{|Q(\lambda, \tau)/P(\lambda, \tau)| : |\lambda| \rightarrow \infty, \operatorname{Re}\lambda \geq 0\} = 0 < 1$.

4. Let F be defined as

$$F(\omega, \tau) = |P(i\omega, \tau)|^2 - |Q(i\omega, \tau)|^2.$$

From

$$|P(i\omega, \tau)|^2 = \omega^6 + (A_1^2 - 2A_2)\omega^4 + (A_2^2 - 2A_1A_3)\omega^2 + A_3^2$$

and

$$|Q(i\omega, \tau)|^2 = B_1^2\omega^4 + (B_2^2 - 2B_1B_3)\omega^2 + B_3^2,$$

we have

$$F(\omega, \tau) = \omega^6 + p(\tau)\omega^4 + q(\tau)\omega^2 + r(\tau),$$

where

$$p(\tau) = \frac{(a_1\alpha_2 - c_1d_3e^{d_2\tau})(a_1b_1\alpha_2 - (b_1 + 2\alpha_1)c_1d_3e^{d_2\tau})}{b_1\alpha_2^2},$$

$$q(\tau) = c_1^2\alpha_1^2x^{*2}y^{*2} + 2b_1c_2\alpha_2x^*y^*z_2^*e^{-d_2\tau} - c_2\alpha_2^2y^{*2}z_2^*e^{-2d_2\tau(2b_1x^* + c_2z_2^*)},$$

$$r(\tau) = -3c_1d_3\alpha_1 + (a_1\alpha_1 - b_1d_1)\alpha_2e^{-d_2\tau}.$$

It is obvious that property (iv) is satisfied.

5. Since $F(\omega, \tau)$ is continuous in ω and τ and it is differentiable with respect to ω . Therefore, from Implicit Function Theorem each root of $F(\omega, \tau) = 0$ is continuous and differentiable in τ .

Hence all the conditions of the Lemma are satisfied, which ensure the existence of purely imaginary roots for the characteristic equation (4.5). \square

Now let $\lambda = i\omega$ ($\omega > 0$) be a root of (4.5). Substituting it into (4.5) and separating the real and imaginary parts, we get

$$B_2\omega \sin \omega\tau + (B_3 - B_1\omega^2) \cos \omega\tau = A_1\omega^2 - A_3,$$

$$(B_1\omega^2 - B_3) \sin \omega\tau + B_2\omega \cos \omega\tau = \omega^3 - A_2\omega, \quad (4.9)$$

which gives

$$\begin{aligned} \sin \omega\tau &= \frac{B_1\omega^5 - (A_1B_2 + A_2B_1 + B_3)\omega^3 + (A_2B_3 + A_3B_2)\omega}{B_1^2\omega^4 + (B_2^2 - 2B_1B_3)\omega^2 + B_3^2}, \\ \cos \omega\tau &= \frac{(B_2 - A_1B_1)\omega^4 + (A_1B_3 + A_3B_1 - A_2B_2)\omega^2 - A_3B_3}{B_1^2\omega^4 + (B_2^2 - 2B_1B_3)\omega^2 + B_3^2}. \end{aligned} \quad (4.10)$$

We can define the angle $\theta(\tau) \in [0, 2\pi]$, $\forall \tau \geq 0$ as the solution of (4.10):

$$\begin{aligned} \sin \theta(\tau) &= \frac{B_1\omega^5 - [A_1B_2 + A_2B_1 + B_3]\omega^3 + [A_2B_3 + A_3B_2]\omega}{B_1^2\omega^4 + [B_2^2 - 2B_1B_3]\omega^2 + B_3^2}, \\ \cos \theta(\tau) &= \frac{[B_2 - A_1B_1]\omega^4 + [A_1B_3 + A_3B_1 - A_2B_2]\omega^2 - A_3B_3}{B_1^2\omega^4 + [B_2^2 - 2B_1B_3]\omega^2 + B_3^2}, \end{aligned} \quad (4.11)$$

where $\omega = \omega(\tau)$ and such $\theta(\tau)$ is uniquely well defined for all τ , so that $F(\omega(\tau), \tau) = 0$. Hence

$$\omega^6 + p(\tau)\omega^4 + q(\tau)\omega^2 + r(\tau) = 0. \quad (4.12)$$

Again the polynomial function F can be written as

$$F(\omega, \tau) = h(\omega^2, \tau),$$

where h is a cubic polynomial, defined by

$$h(z, \tau) := z^3 + p(\tau)z^2 + q(\tau)z + r(\tau).$$

Applying the Descartes' rule of signs for the number of positive roots of $h(z, \tau) = 0$, we get the following four cases:

Case I: Let

$$I_{11} = \{\tau \geq 0 \mid p(\tau) > 0 \quad q(\tau) > 0 \text{ and } r(\tau) > 0\},$$

$$I_{12} = \{\tau \geq 0 \mid r(\tau) > 0, \text{ at least one } p(\tau) < 0 \quad q(\tau) < 0\},$$

$$I_1 = I_{11} \cup I_{12}.$$

In the interval I_{12} , $h(z, \tau) = 0$ either has 0 or 2 positive roots. When the polynomial $h(z, \tau)$ has no positive zero in I_{12} , then it also has no positive zero

in the interval I_1 . Thus in this case, purely imaginary root of (4.5) never exists.

Case II: Let

$$I_{21} = \{\tau \geq 0 \mid p(\tau) > 0 \text{ and } r(\tau) < 0\},$$

$$I_{22} = \{\tau \geq 0 \mid p(\tau) < 0, q(\tau) < 0 \text{ and } r(\tau) < 0\},$$

$$I_{23} = \{\tau \geq 0 \mid P(\tau) < 0, q(\tau) > 0 \text{ and } r(\tau) < 0\}.$$

In the region I_{23} , either one or three positive zeros of $h(z, \tau)$ exist. Suppose only one positive zero is feasible in I_{23} , then in the interval $I_2 = I_{21} \cup I_{22} \cup I_{23}$, $h(z, \tau)$ has only one positive zero. Therefore, $i\omega^*$ with $\omega^* = \omega(\tau^*) > 0$ is a purely imaginary root of (4.5) if and only if τ^* is a zero of the S_n , where

$$S_n(\tau) = \tau - \frac{\theta(\tau) + 2n\pi}{\omega(\tau)}, \quad \tau \in I_2, \text{ with } n \in N_0.$$

Now we will verify the following lemma:

Lemma 4.2 (Beretta and Kuang (Beretta and Kuang, 2002)). *Assume that $\omega(\tau)$ is a positive real root of (4.5) defined for $\tau \in I$, $I \subseteq R_{+0}$, and at some $\tau^* \in I$,*

$$S_n(\tau^*) = 0, \quad \text{for some } n \in N_0. \quad (4.13)$$

Then a pair of simple conjugate pure imaginary roots $\lambda_+(\tau^) = i\omega(\tau^*)$, $\lambda_-(\tau^*) = -i\omega(\tau^*)$ of (4.5) exists at $\tau = \tau^*$ which crosses the imaginary axis from left to right if $\delta(\tau^*) > 0$ and crosses the imaginary axis from right to left if $\delta(\tau^*) < 0$, where*

$$\delta(\tau^*) = \text{Sign} \left\{ \left. \frac{d\text{Re}(\lambda)}{d\tau} \right|_{\lambda=i\omega(\tau^*)} \right\} = \text{Sign} \left\{ \left. \frac{\partial F}{\partial \omega}(\omega(\tau^*), \tau^*) \right\} \text{Sign} \left\{ \left. \frac{dS_n(\tau)}{d\tau} \right|_{\tau=\tau^*} \right\}. \quad (4.14)$$

Since $\partial F(\omega, \tau)/\partial \omega|_{\omega=\omega(\tau^*)} = [6\omega^5 + 4p(\tau)\omega^3 + 2q(\tau)\omega]_{\omega=\omega(\tau^*)} > 0$, therefore, from (4.14), we get

$$\delta(\tau^*) = \text{Sign} \left\{ \left. \frac{d\text{Re}(\lambda)}{d\tau} \right|_{\lambda=i\omega(\tau^*)} \right\} = \text{Sign} \left\{ \left. \frac{dS_n(\tau)}{d\tau} \right|_{\tau=\tau^*} \right\}.$$

Here, we can easily observe that $S_n(0) < 0$ and $S_n(\tau) > S_{n+1}(\tau) \forall \tau \in I_2$, $n \in N_0$. Thus, if S_0 has no zero in I_2 , then the function S_n also have no zero in I_2 and if the function S_n has positive zeros, denoted by τ_n^j for some $\tau \in I_2$, $n \in N_0$, then without loss of generality, we may assume that

$$\frac{dS_n(\tau_n^j)}{d\tau} \neq 0 \text{ with } S_n(\tau_n^j) = 0.$$

Applying similar logic as in (Beretta and Kuang, 2002), stability switches occur at the zeros of $S_0(\tau)$, denoted by τ_0^j , if **(H2)** holds. Let us assume that

$$\tau^* = \min\{\tau \in I_2 \mid S_0(\tau) = 0\} \quad \text{and} \quad \tau^{**} = \max\{\tau \in I_2 \mid S_0(\tau) = 0\}.$$

Using the Hopf bifurcation theorem for functional differential equation (Hale and Lunel, 1993), we can conclude the existence of Hopf bifurcation in the following theorem:

Theorem 4.3. *Let **(H2)** hold. The local behavior of the system (2.1) at interior equilibrium is described as:*

1. *If the function $S_0(\tau)$ has no positive zero in I_2 , then the interior equilibrium $E_3(x^*, y^*, z_2^*)$ is locally asymptotically stable for all $\tau \geq 0$.*
2. *If the function $S_n(\tau)$ has at least positive zero in I_2 for some $n \in N_0$, then E_3 is locally asymptotically stable for $\tau \in [0, \tau^*) \cup (\tau^{**}, \bar{\tau}]$ and unstable and a Hopf bifurcation occurs for $\tau \in (\tau^*, \tau^{**})$, i.e., stability switches of stability-instability-stability occur.*

Case III: If in the interval $I_3 = I_{12}$, $h(z, \tau) = 0$ has two positive roots, denoted by ω_1 and ω_2 , we get following two sequences of functions on I_3 :

$$S_n^{(1)}(\tau) = \tau - \frac{\theta_1(\tau) + 2n\pi}{\omega_1(\tau)} ; \quad S_n^{(2)}(\tau) = \tau - \frac{\theta_2(\tau) + 2n\pi}{\omega_2(\tau)}, \quad n \in N_0,$$

where $\theta_1(\tau)$ and $\theta_2(\tau)$ are the solutions of (4.11) when $\omega = \omega_1, \omega_2$ respectively. Similarly, we can also obtain for $\tau \in I_3$ that $S_n^{(k)}(0) \leq 0$ and $S_n^{(k)}(\tau) > S_{n+1}^{(k)}(\tau)$ with $n \in N_0$, $k = 1, 2$. Thus if $S_0^{(1)}(\tau) > S_0^{(2)}(\tau)$, then $S_n^{(1)}(\tau) > S_n^{(2)}(\tau)$ and hence stability switch depends on all real roots of $S_n^{(1)}(\tau) = 0$, otherwise the stability switches depend on roots of both $S_n^{(1)}(\tau) = 0$ and $S_n^{(2)}(\tau) = 0$. Furthermore, we can also obtain the similar results stated in Theorem 4.3.

Case IV: If in the interval $I_4 = I_{23}$, $h(z, \tau)$ has three positive zeros, we can obtain the parallel results as in case III.

5 Direction and stability of Hopf bifurcation

In the previous section, we obtained the conditions, under which system (4.1) undergoes Hopf bifurcation, taking maturation delay (τ) as the critical parameter. Using the normal form theory and center manifold reduction as described in Hassard et al. (Hassard et al., 1981), we can investigate the direction of Hopf bifurcation and the properties of these bifurcating periodic solutions. Hence, we always assume that system (4.1) undergoes Hopf bifurcations at the critical value τ^* of τ and there exists a pair of pure imaginary roots, i.e., $\pm i\omega(\tau^*)$ of the characteristic equation (4.5).

Using the Appendix A, we can compute the following values:

$$\begin{aligned}
C_1(0) &= \frac{i}{2\omega^*\tau^*} \left(g_{20}g_{11} - 2|g_{11}|^2 - \frac{|g_{02}|^2}{3} \right) + \frac{g_{21}}{2}, \\
\mu_2 &= \frac{Re\{C_1(0)\}}{Re\{\lambda'(\tau^*)\}}, \\
\beta_2 &= 2Re\{C_1(0)\}, \\
T_2 &= \frac{Im\{C_1(0)\} + \mu_2 Im\{\lambda'(\tau^*)\}}{\omega^*\tau^*},
\end{aligned} \tag{5.1}$$

which determine the behavior of bifurcating periodic solution in the center manifold at the critical value τ^* , i.e., μ_2 determines the direction of the Hopf bifurcation: if $\mu_2 > 0$ ($\mu_2 < 0$), then the Hopf bifurcation is supercritical (subcritical) and the bifurcating periodic solution exists for $\tau > \tau^*$ ($\tau < \tau^*$); β_2 determines the stability of the bifurcating periodic solution: the bifurcating periodic solution is stable (unstable) if $\beta_2 < 0$ ($\beta_2 > 0$) and T_2 determines the period of the bifurcating periodic solution: the period increases (decreases) if $T_2 > 0$ ($T_2 < 0$).

6 Numerical simulation

To verify the previously established results, consider a three species crop-pest-natural enemy stage structured food chain model with the following parameter values:

$$\begin{aligned}
\frac{dx(t)}{dt} &= x(t) (a_1 - x(t) - y(t)), \\
\frac{dy(t)}{dt} &= y(t) (\alpha_1 x(t) - d_1 - 0.6z_2(t)), \\
\frac{dz_2(t)}{dt} &= 1.3e^{-0.4\tau} y(t - \tau) z_2(t - \tau) - 0.3z_2(t).
\end{aligned} \tag{6.1}$$

If we choose $a_1 = 1$, $\alpha_1 = 0.1$ and $d_1 = 0.5$, then we obtain that for the trivial equilibrium $E_0(0, 0, 0)$, the characteristic equation has three eigenvalues, $\lambda_1 = 1$, $\lambda_2 = -0.5$ and $\lambda_3 = 0.3$. This verifies that trivial equilibrium of the system (6.1) is a unstable saddle point. Similarly, the characteristic equation for the boundary equilibrium $E_1(1, 0, 0)$ has $\lambda_1 = -1$, $\lambda_2 = -0.3$ and $\lambda_3 = -0.2$ eigenvalues and hence the boundary equilibrium is locally asymptotically stable (see Figure 1(a)).

Now let $a_1 = 2$, $d_1 = 0.05$ and $\alpha_1 = 1.2$. Then the condition **(H1)** for the positivity of equilibrium E_2 is satisfy and the characteristic equation for the equilibrium $E_2(0.0416667, 1.95833, 0)$ of the system (6.1) has three eigenvalues, namely, $\lambda_1 = -0.0208333 - 0.312222i$, $\lambda_2 = -0.0208333 + 0.312222i$ and

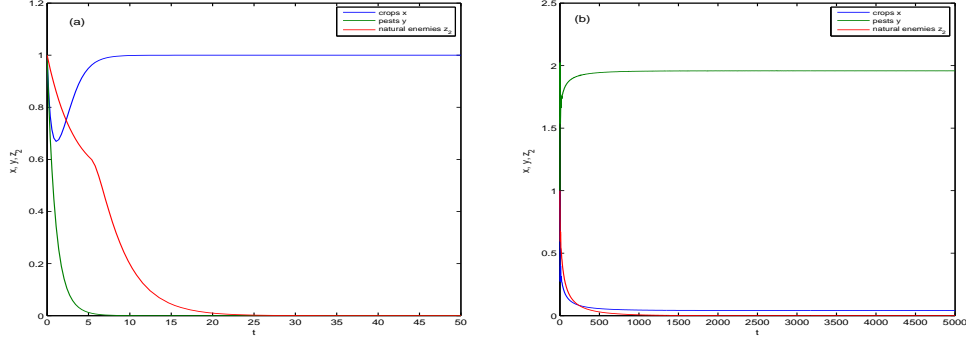


Figure 1: Nonnegative equilibrium points are stable (a) boundary equilibrium E_1 is stable for $a_1 = 1$, $d_1 = 0.5$, $\alpha_1 = 0.1$; (b) planner equilibrium E_2 is stable for $a_1 = 2$, $d_1 = 0.05$, $\alpha_1 = 1.2$ and $\tau = 5.4 > \tau_{cr} = 5.34608$.

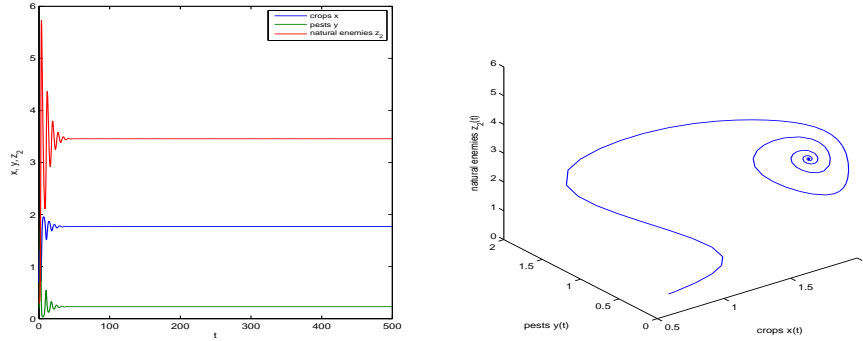


Figure 2: The interior equilibrium E_3 is locally asymptotically stable for $\tau = 0$.

$\lambda_3 = -0.3 + 2.54583e^{-0.4\tau}$ eigenvalues. Here, λ_3 is negative only when $\tau > \bar{\tau} = 5.34608$, in this case, the planner equilibrium E_2 is locally asymptotically stable for $\tau > 5.34608$ (see Figure 1(b)). We, mainly focus on the dynamics of the interior equilibrium. To study the local behavior of interior equilibrium $E_3(x^*(\tau), y^*(\tau), z_2^*(\tau))$ of the system (6.1), we take the same parameters values for a_1 , d_1 and α_1 . We obtain that the equilibrium is positive if $\tau < \tau_1 = 5.34608$ (see Figure 3).

To apply the Descartes' rule of signs, we plot the coefficients $p(\tau)$, $q(\tau)$ and $r(\tau)$ of the function $h(z, \tau)$ with the maturation delay τ (see Figure 4). We can easily check that in the intervals I_{12}, I_{23} , the function $h(z, \tau) = 0$ has 0 and 1 positive roots respectively. Thus exactly one zero of $h(z, \tau)$ is feasible in only the interval $I_2 = [0, 2.59955)$ (see Figure 4(d)). Further, all the conditions of the lemma 4.1 are satisfied in the interval I_2 . Now taking S_0 on one axis and τ on another axis, we obtain that the function $S_0(\tau) = \tau - \theta(\tau)/\omega(\tau)$ has two zeros $\tau^* \approx 0.743$ and $\tau^{**} \approx 1.568$ in the interval I_2 , i.e., there are two critical values of the maturation delay of natural enemies at which the stability switching occurs (see Figure 5).

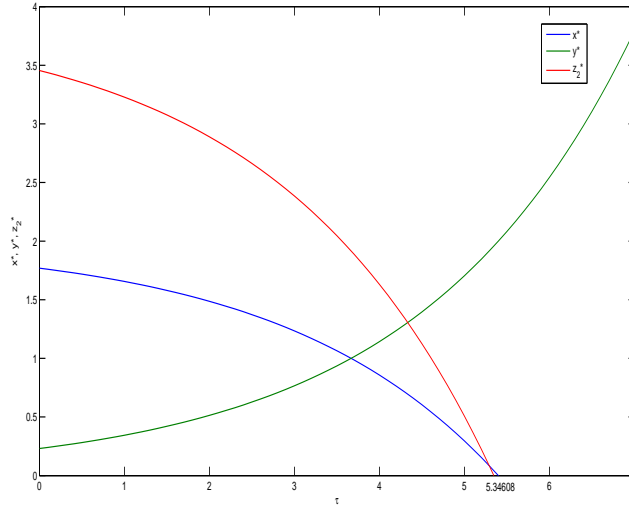


Figure 3: The equilibrium $E_3(x^*, y^*, z_2^*)$ is positive for $\tau < \bar{\tau} = 5.34608$.

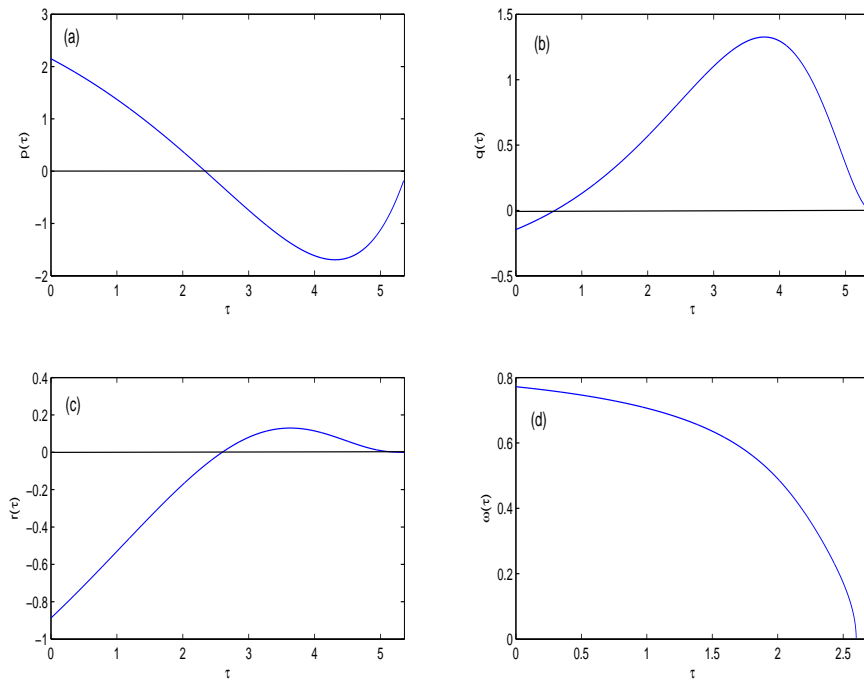


Figure 4: (a) $p(\tau)$; (b) $q(\tau)$ and (c) $r(\tau)$ in the interval $[0, 5.34608]$; (d) curve of $\omega(\tau)$ on $\tau \in [0, 2.59955]$.

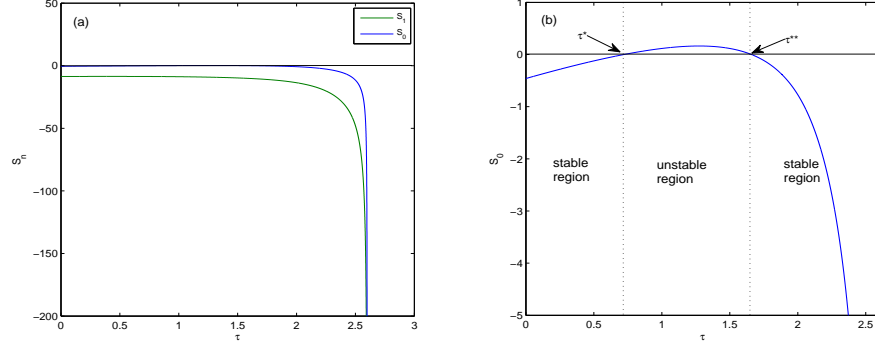


Figure 5: (a) Graphs of functions S_0 and S_1 for $\tau \in [0, 2.59955]$; (b) curve of S_0 for the same value of τ .

Using the same set of parametric values, it is obtained that the interior equilibrium $E_3(x^*, y^*, z_2^*)$ is locally asymptotically stable if $\tau < \tau^* = 0.743$ and a Hopf bifurcation occurs if $\tau \geq 0.743$, see Figures 6(a) and 6(a). The equilibrium again becomes locally asymptotically stable when $\tau > \tau^{**} = 1.568$, see Figure 7. Thus the interior equilibrium of the system (6.1) is locally asymptotically stable for $\tau \in [0, 0.743) \cup (1.568, 5.34608]$ and is unstable for $\tau \in (\tau^*, \tau^{**})$. Hence the stability switches from *stability-instability-stability* occurs. This is the verification of the Theorem 4.3.

Furthermore, for the system (6.1), it is clear that $Re(c_1(0))|_{\tau=\tau^*} = -3.9481 < 0$ and $Re(c_1(0))|_{\tau=\tau^{**}} = 9.3706 > 0$, according to the formula given in section 5. Therefore, Hopf bifurcation for the interior equilibrium at τ^* (resp. τ^{**}) is forward (resp. backward) and the bifurcating periodic solution on the center manifold are orbitally asymptotically stable (see Figure 8). Finally, we observe with the following set of parameters: $a_1 = 7$, $b_1 = 1$, $c_1 = 1$, $c_2 = 0.5$, $d_1 = 0.05$, $d_2 = 0.6$, $d_3 = 1.2$, $\alpha_1 = 1.5$, $\alpha_2 = 2$, then system (2.1) has a complex dynamics of multiple bifurcation (i.e., chaos) for the maturation delay $\tau = 1.5$ (see Figure 9).

7 Conclusion

In this paper, we have proposed a three species crop-pest-natural enemy food chain mathematical model with stage structure and maturation delay for the natural enemy. We have studied the local stability of four nonnegative equilibria of the system (2.1). It is found that the trivial equilibrium $E_0(0, 0, 0)$ is always unstable; the boundary equilibrium $E_1(a_1/b_1, 0, 0)$ is locally asymptotically stable if $a_1\alpha_1 < b_1d_1$. Further, the planner equilibrium $E_2(\bar{x}, \bar{y}, 0)$ is locally asymptotically stable if $a_1\alpha_1 > b_1d_1$ and $\tau > (1/d_2) \log(\alpha_2\bar{y}/d_3)$, otherwise, it is unstable. The interior equilibrium is locally asymptotically stable if $\tau < \tau^*$, a Hopf bifurcation occurs in the interval $\tau^* < \tau < \tau^{**}$ and if the maturation delay crossed the second critical τ^{**} , then the interior equilibrium

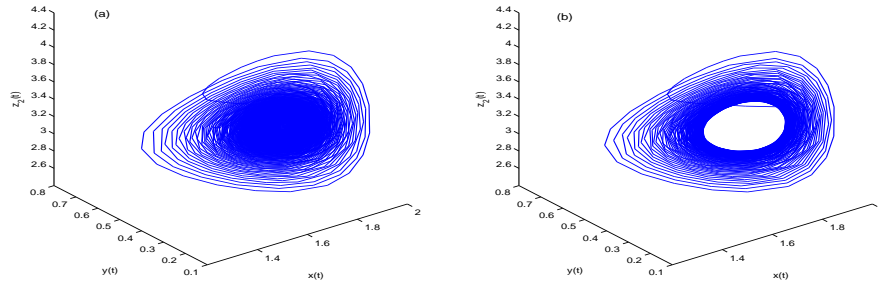


Figure 6: The dynamics of the interior equilibrium for first critical value of maturation delay τ : (a) E_3 is locally asymptotically stable for $\tau = 0.742 < \tau^* = 0.743$; (b) occurrence of Hopf bifurcation at E_3 for $\tau = 0.75 > \tau^* = 0.743$.

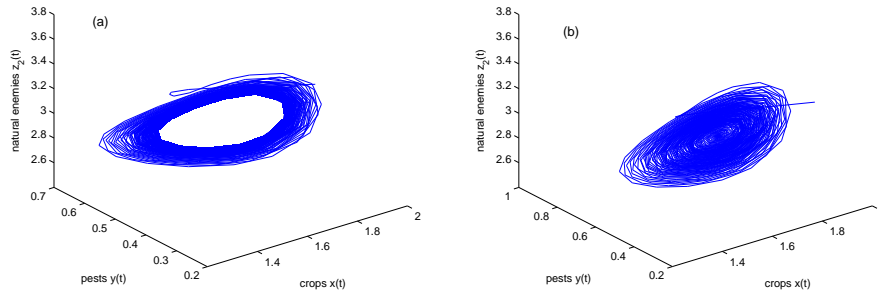


Figure 7: The dynamics of the interior equilibrium for second critical value of maturation delay τ : (a) occurrence of Hopf bifurcation at E_3 for $\tau = 1.56 < \tau^{**} = 1.568$; (b) E_3 is locally asymptotically stable for $\tau = 1.57 > \tau^{**} = 1.568$.

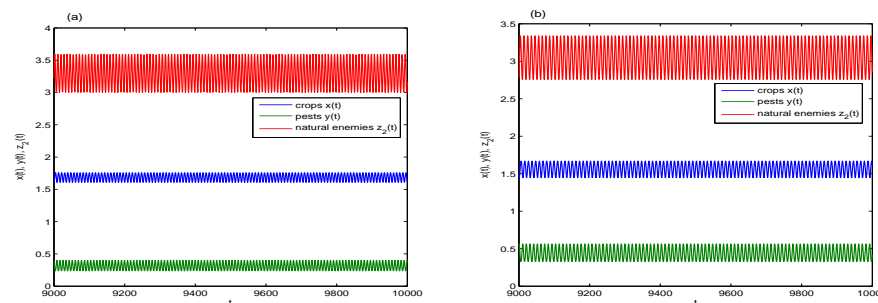


Figure 8: (a) The bifurcated periodic solution for the interior equilibrium is locally asymptotically stable at $\tau^* = 0.743$; (b) The bifurcated periodic solution for the interior equilibrium is locally asymptotically stable at $\tau^{**} = 1.568$.

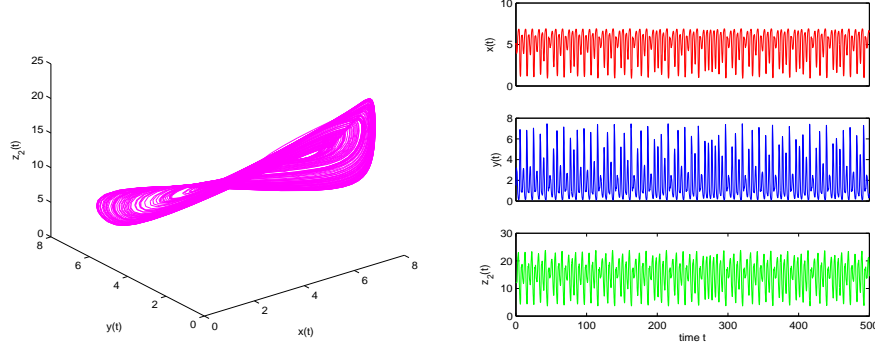


Figure 9: The chaotic behavior of the system at the interior equilibrium for parameter set: $a_1 = 7$, $b_1 = 1$, $c_1 = 1$, $c_2 = 0.5$, $d_1 = 0.05$, $d_2 = 0.6$, $d_3 = 1.2$, $\alpha_1 = 1.5$, $\alpha_2 = 2$ and $\tau = 1.5$.

becomes again stable. Thus the maturation delay plays an important role in switching of stability from *stability-instability-stability*. Furthermore, using a numerical simulation, we obtained that the existence of bifurcation and also observed the chaotic behavior of the system for a particular range of the maturation delay. In particular, it is observed that the larger maturation delay may lead to extinction of the natural enemy, i.e., natural enemies may extinct due to its stage structure. This shows that the maturation delay of natural enemy is the controlling parameter for the pest population. Thus stage structure has a great importance in the dynamics of the three species crop-pest-natural enemy food chain.

A Appendix

Let, $x_1 = x - x^*$, $x_2 = y - y^*$, $x_3 = z_2 - z_2^*$, $\bar{x}_i(t) = x_i(\tau t)$, $\tau = \tau^* + \mu$ and dropping the bars for simplification of notations, system (4.1) is transformed into an FDE in $C = C([-1, 0], R^3)$ as

$$\dot{x}(t) = L_\mu(x_t) + F(\mu, x_t), \quad (\text{A.1})$$

where $x(t) = (x_1(t), x_2(t), x_3(t))^T \in R^3$ and $L_\mu : C \rightarrow R$, $F : C \times R \rightarrow R$ are given, respectively, by

$$\begin{aligned} L_\mu(\phi) = & (\tau^* + \mu) \begin{pmatrix} -b_1 x^* & -c_1 x^* & 0 \\ \alpha_1 y^* & 0 & -c_2 y^* \\ 0 & 0 & -d_3 \end{pmatrix} \begin{pmatrix} \phi_1(0) \\ \phi_2(0) \\ \phi_3(0) \end{pmatrix} \\ & + (\tau^* + \mu) \begin{pmatrix} 0 & 0 & 0 \\ 0 & 0 & 0 \\ 0 & \alpha_2 z_2^* e^{-d_2(\tau^* + \mu)} & \alpha_2 y^* e^{-d_2(\tau^* + \mu)} \end{pmatrix} \begin{pmatrix} \phi_1(-1) \\ \phi_2(-1) \\ \phi_3(-1) \end{pmatrix}, \end{aligned} \quad (\text{A.2})$$

and

$$F(\mu, \phi) = (\tau^* + \mu) \begin{pmatrix} -b_1\phi_1^2(0) - c_1\phi_1(0)\phi_2(0) \\ \alpha_1\phi_1(0)\phi_2(0) - c_2\phi_2(0)\phi_3(0) \\ \alpha_2e^{-d_2(\tau^*+\mu)}\phi_2(-1)\phi_3(-1) \end{pmatrix}, \quad (\text{A.3})$$

where $\phi = (\phi_1, \phi_2, \phi_3)^T \in C$. By the Riesz representation theorem, there exists a function $\eta(\theta, \mu)$ of bounded variation for $\theta \in [-1, 0]$ such that

$$L_\mu\phi = \int_{-1}^0 \eta(\theta, \mu)\phi(\theta) \quad \text{for } \theta \in C. \quad (\text{A.4})$$

In fact, we can choose

$$\begin{aligned} \eta(\theta, \mu) = & (\tau^* + \mu) \begin{pmatrix} -b_1x^* & -c_1x^* & 0 \\ \alpha_1y^* & 0 & -c_2y^* \\ 0 & 0 & -d_3 \end{pmatrix} \delta(\theta) \\ & -(\tau^* + \mu) \begin{pmatrix} 0 & 0 & 0 \\ 0 & 0 & 0 \\ 0 & \alpha_2z_2^*e^{-d_2(\tau^*+\mu)} & \alpha_2y^*e^{-d_2(\tau^*+\mu)} \end{pmatrix} \delta(\theta + 1), \end{aligned} \quad (\text{A.5})$$

where δ is Dirac delta function. For $\phi \in C^1([-1, 0], R^3)$, define

$$A(\mu)\phi = \begin{cases} \frac{d\phi(\theta)}{d\theta}, & \theta \in [-1, 0), \\ \int_{-1}^0 d\eta(s, \mu)\phi(s), & \theta = 0, \end{cases} \quad (\text{A.6})$$

and

$$R(\mu)\phi = \begin{cases} 0, & \theta \in [-1, 0), \\ F(\mu, \phi), & \theta = 0. \end{cases} \quad (\text{A.7})$$

Then the system (A.1) is equivalent to

$$\dot{x}_t = A(\mu)x_t + R(\mu)x_t, \quad (\text{A.8})$$

where $x_t(\theta) = x(t + \theta)$ for $\theta \in [-1, 0]$. For $\psi \in C^1([0, 1], (R^3)^*)$, define

$$A^*\psi(s) = \begin{cases} \frac{-d\psi(s)}{ds}, & s \in (0, 1], \\ \int_{-1}^0 d\eta^T(s, 0)\psi(s), & s = 0, \end{cases} \quad (\text{A.9})$$

and a bilinear inner product

$$\langle \psi(s), \phi(\theta) \rangle = \bar{\psi}(0)\phi(0) - \int_{-1}^0 \int_{\xi=0}^{\theta} \bar{\psi}(\xi - \theta)d\eta(\theta)\phi(\xi)d\xi, \quad (\text{A.10})$$

where $\eta(\theta) = \eta(\theta, 0)$. Then $A(0)$ and A^* are adjoint operators. By the discussion in section 4, we know that $\pm i\omega^*\tau^*$ are eigenvalues of $A(0)$. Thus, they

are also eigenvalues of A^* . We need to compute the eigenvector of $A(0)$ and A^* corresponding to $i\omega^*\tau^*$ and $-i\omega^*\tau^*$, respectively.

Suppose that $q(\theta) = (1, \alpha, \beta)^T e^{i\theta\omega^*\tau^*}$ is the eigenvector of $A(0)$ corresponding to $i\omega^*\tau^*$, then $A(0)q(\theta) = i\omega^*\tau^*q(\theta)$. It follows from the definition of $A(0)$ and $\eta(\theta, \mu)$ that

$$\tau^* \begin{pmatrix} i\omega^* + b_1x^* & c_1x^* & 0 \\ -\alpha_1y^* & i\omega^* & c_2y^* \\ 0 & -\alpha_2z_2^*e^{-d_2\tau^*}e^{-i\omega^*\tau^*} & i\omega^* - \alpha_2y^*e^{-d_2\tau^*}e^{-i\omega^*\tau^*} \end{pmatrix} q(0) = 0.$$

Then, we can easily obtain

$$q(0) = (1, \alpha, \beta)^T,$$

where $\alpha = -\frac{i\omega^* + b_1x^*}{c_1x^*}$ and $\beta = \frac{\alpha\alpha_2z_2^*e^{-d_2\tau^*}e^{-i\omega^*\tau^*}}{i\omega^* + d_3 - \alpha_2y^*e^{-d_2\tau^*}e^{-i\omega^*\tau^*}}$.

Similarly, let $q^*(\theta) = D(1, \alpha^*, \beta^*)e^{-i\theta\omega^*\tau^*}$ be the eigenvector of A^* corresponding to $-i\omega^*\tau^*$, then similarly we can obtain

$$\alpha^* = \frac{b_1x^* - i\omega^*}{\alpha_1y^*}, \quad \beta^* = \frac{c_2y^*(-i\omega^* + b_1x^*)}{\alpha_1y^*(i\omega^* - d_3 + \alpha_2y^*e^{-d_2\tau^*}e^{i\omega^*\tau^*})}.$$

By (A.10) we get

$$\begin{aligned} \langle q^*(s), q(\theta) \rangle &= \bar{D}(1, \bar{\alpha}^*, \bar{\beta}^*)(1, \alpha, \beta)^T \\ &\quad - \int_{-1}^0 \int_{\xi=0}^{\theta} \bar{D}(1, \bar{\alpha}^*, \bar{\beta}^*)e^{-\omega^*\tau^*(\xi-\theta)} d\eta(\theta)(1, \alpha, \beta)^T e^{i\omega^*\tau^*\xi} d\xi \\ &= \bar{D} \left[1 + \alpha\bar{\alpha}^* + \beta\bar{\beta}^* - (1, \bar{\alpha}^*, \bar{\beta}^*) \int_{-1}^0 \phi(\theta) d\eta(\theta)(1, \alpha, \beta)^T \right] \\ &= \bar{D} \left[1 + \alpha\bar{\alpha}^* + \beta\bar{\beta}^* + \tau^*(\alpha z_2^* + \beta y^*)\alpha_2\bar{\beta}^*e^{-d_2\tau^*}e^{-i\omega^*\tau^*} \right]. \end{aligned}$$

Then we choose

$$\bar{D} = \frac{1}{1 + \alpha\bar{\alpha}^* + \beta\bar{\beta}^* + \tau^*(\alpha z_2^* + \beta y^*)\alpha_2\bar{\beta}^*e^{-d_2\tau^*}e^{-i\omega^*\tau^*}},$$

such that $\langle q^*(s), q(\theta) \rangle = 1$ and $\langle q^*(s), \bar{q}(\theta) \rangle = 0$.

In the following, we use the ideas in Hassard et al. (Hassard et al., 1981) to compute the coordinates describing center manifold C_0 at $\mu = 0$. Define

$$z(t) = \langle q^*, x_t \rangle, \quad W(t, \theta) = x_t(0) - 2Re[z(t)q(\theta)], \quad (\text{A.11})$$

On the center manifold C_0 , we have

$$W(t, \theta) = W(z(t), \bar{z}(t), \theta) = W_{20}(\theta)\frac{z^2}{2} + W_{11}(\theta)z\bar{z} + W_{02}(\theta)\frac{\bar{z}^2}{2} + \dots, \quad (\text{A.12})$$

where z and \bar{z} are local coordinates for C_0 in C in the direction of q^* and \bar{q}^* . Note that W is real if x_t is real. We deal only with the real solution. For solution $x_t \in C_0$ of (A.8), since $\mu = 0$, we have

$$\begin{aligned} \dot{z}(t) &= i\omega^*\tau^*z + \bar{q}^*(0)F(0, W(z, \bar{z}, 0) + 2Re\{zq(0)\}) \\ &\stackrel{def}{=} i\omega^*\tau^* + \bar{q}^*(0)F_0(z, \bar{z}) = i\omega^*\tau^* + g(z, \bar{z}), \end{aligned}$$

where

$$g(z, \bar{z}) = \bar{q}^*(0)F_0(z, \bar{z}) = g_{20}(\theta)\frac{z^2}{2} + g_{11}(\theta)z\bar{z} + g_{02}(\theta)\frac{\bar{z}^2}{2} + \dots \quad (\text{A.13})$$

From (A.11) and (A.12), we have

$$x_t(\theta) = (x_{1t}(\theta), x_{2t}(\theta), x_{3t}(\theta)) = W(t, \theta) + zq(\theta) + \overline{zq(\theta)},$$

and

$$q(\theta) = (1, \alpha, \beta)^T e^{i\theta\omega^*\tau^*}.$$

Thus, we can easily obtain that

$$\begin{aligned} x_{1t}(0) &= W_{20}^{(1)}(0)\frac{z^2}{2} + W_{11}^{(1)}(0)z\bar{z} + W_{02}^{(1)}(0)\frac{\bar{z}^2}{2} + z + \bar{z} + O(|(z, \bar{z})|^3), \\ x_{2t}(0) &= W_{20}^{(1)}(0)\frac{z^2}{2} + W_{11}^{(1)}(0)z\bar{z} + W_{02}^{(1)}(0)\frac{\bar{z}^2}{2} + \alpha z + \overline{\alpha z} + O(|(z, \bar{z})|^3), \\ x_{3t}(0) &= W_{20}^{(1)}(0)\frac{z^2}{2} + W_{11}^{(1)}(0)z\bar{z} + W_{02}^{(1)}(0)\frac{\bar{z}^2}{2} + \beta z + \overline{\beta z} + O(|(z, \bar{z})|^3), \\ x_{2t}(-1) &= W_{20}^{(1)}(-1)\frac{z^2}{2} + W_{11}^{(1)}(-1)z\bar{z} + W_{02}^{(1)}(-1)\frac{\bar{z}^2}{2} + \alpha z e^{-i\omega^*\tau^*} \\ &\quad + \overline{\alpha z} e^{i\omega^*\tau^*} + O(|(z, \bar{z})|^3), \\ x_{3t}(-1) &= W_{20}^{(1)}(-1)\frac{z^2}{2} + W_{11}^{(1)}(-1)z\bar{z} + W_{02}^{(1)}(-1)\frac{\bar{z}^2}{2} + \beta z e^{-i\omega^*\tau^*} \\ &\quad + \overline{\beta z} e^{i\omega^*\tau^*} + O(|(z, \bar{z})|^3). \end{aligned}$$

From the definition of $F(\mu, x_t)$, we have

$$\begin{aligned}
g(z, \bar{z}) &= \tau^* \bar{D}(1, \bar{\alpha}^*, \bar{\beta}^*) \begin{pmatrix} -b_1 x_{1t}^2(0) - c_1 x_{1t}(0) x_{2t}(0) \\ \alpha_1 x_{1t}(0) x_{2t}(0) - c_2 x_{2t}(0) x_{3t}(0) \\ \alpha_2 e^{-d_2 \tau^*} x_{2t}(-1) x_{3t}(-1) \end{pmatrix} \\
&= \tau^* \bar{D} \left\{ z^2 \left[-b_1 - \alpha(c_1 - \alpha_1 \bar{\alpha}^*) - c_2 \alpha \beta \bar{\alpha}^* + \alpha \alpha_2 \beta \bar{\beta}^* e^{-d_2 \tau^*} e^{-2i\omega^* \tau^*} \right] \right. \\
&\quad + 2z \bar{z} \left[-b_1 - (c_1 - \alpha_1 \bar{\alpha}^*) \operatorname{Re}\{\alpha\} - c_2 \operatorname{Re}\{\alpha \bar{\beta}\} + \alpha_2 \bar{\beta}^* e^{-d_2 \tau^*} \operatorname{Re}\{\alpha \bar{\beta}\} \right] \\
&\quad + \bar{z}^2 \left[-b_1 - (c_1 - \alpha_1 \bar{\alpha}^*) \bar{\alpha} - c_2 \bar{\alpha}^* \bar{\alpha} \bar{\beta} + \alpha_2 \bar{\beta}^* \bar{\alpha} \bar{\beta} e^{-d_2 \tau^*} e^{2i\omega^* \tau^*} \right] \\
&\quad + \frac{1}{2} z^2 \bar{z} \left[-2b_1 W_{20}^{(1)}(0) - 4b_1 W_{11}^{(1)}(0) \right. \\
&\quad - (c_1 - \alpha_1 \bar{\alpha}^*) \left(\bar{\alpha} W_{20}^{(1)}(0) + 2\alpha W_{11}^{(1)}(0) + 2W_{11}^{(2)}(0) + W_{20}^{(2)}(0) \right) \\
&\quad - c_2 \bar{\alpha}^* \left(\bar{\beta} W_{20}^{(2)}(0) + 2\beta W_{11}^{(2)}(0) + 2\alpha W_{11}^{(3)}(0) + \bar{\alpha} W_{20}^{(3)}(0) \right) \\
&\quad + \alpha_2 \bar{\beta}^* e^{-d_2 \tau^*} \left(\bar{\beta} e^{i\omega^* \tau^*} W_{20}^{(2)}(-1) + 2\beta e^{-i\omega^* \tau^*} W_{11}^{(2)}(-1) \right. \\
&\quad \left. \left. + 2\alpha e^{-i\omega^* \tau^*} W_{11}^{(3)}(-1) + \bar{\alpha} e^{i\omega^* \tau^*} W_{20}^{(3)}(-1) \right) \right] \left. \right\}.
\end{aligned}$$

Comparing the coefficients with (A.13), we obtain

$$\begin{aligned}
g_{20} &= 2\tau^* \bar{D} \left[-b_1 - (c_1 - \alpha_1 \bar{\alpha}^*) \alpha - c_2 \alpha \beta \bar{\alpha}^* + \alpha \alpha_2 \beta \bar{\beta}^* e^{-d_2 \tau^*} e^{-2i\omega^* \tau^*} \right], \\
g_{11} &= 2\tau^* \bar{D} \left[-b_1 - (c_1 - \alpha_1 \bar{\alpha}^*) \operatorname{Re}\{\alpha\} - c_2 \operatorname{Re}\{\alpha \bar{\beta}\} + \alpha_2 \bar{\beta}^* e^{-d_2 \tau^*} \operatorname{Re}\{\alpha \bar{\beta}\} \right], \\
g_{02} &= 2\tau^* \bar{D} \left[-b_1 - (c_1 - \alpha_1 \bar{\alpha}^*) \bar{\alpha} - c_2 \bar{\alpha}^* \bar{\alpha} \bar{\beta} + \alpha_2 \bar{\beta}^* \bar{\alpha} \bar{\beta} e^{-d_2 \tau^*} e^{2i\omega^* \tau^*} \right], \\
g_{21} &= \tau^* \bar{D} \left[-b_1 \left(2W_{20}^{(1)}(0) + 4W_{11}^{(1)}(0) \right) \right. \\
&\quad - (c_1 - \alpha_1 \bar{\alpha}^*) \left(\bar{\alpha} W_{20}^{(1)}(0) + 2\alpha W_{11}^{(1)}(0) + 2W_{11}^{(2)}(0) + W_{20}^{(2)}(0) \right) \\
&\quad - c_2 \bar{\alpha}^* \left(\bar{\beta} W_{20}^{(2)}(0) + 2\beta W_{11}^{(2)}(0) + 2\alpha W_{11}^{(3)}(0) + \bar{\alpha} W_{20}^{(3)}(0) \right) \\
&\quad + \alpha_2 \bar{\beta}^* e^{-d_2 \tau^*} \left(\bar{\beta} e^{i\omega^* \tau^*} W_{20}^{(2)}(-1) + 2\beta e^{-i\omega^* \tau^*} W_{11}^{(2)}(-1) \right. \\
&\quad \left. \left. + 2\alpha e^{-i\omega^* \tau^*} W_{11}^{(3)}(-1) + \bar{\alpha} e^{i\omega^* \tau^*} W_{20}^{(3)}(-1) \right) \right].
\end{aligned}$$

In order to determine g_{21} , we need to compute $W_{20}(\theta)$ and $W_{11}(\theta)$. From (A.8) and (A.11), we have

$$\begin{aligned}
\dot{W} &= \dot{x}_t - zq - \bar{z}\dot{q} = \begin{cases} AW - 2\operatorname{Re}[\bar{q}^*(0)F_0q(\theta)], & \theta \in [-1, 0), \\ AW - 2\operatorname{Re}[\bar{q}^*(0)F_0q(\theta)] + F_0, & \theta = 0, \end{cases} \\
&\stackrel{def}{=} AW + H(z, \bar{z}, \theta), \tag{A.14}
\end{aligned}$$

where

$$H(z, \bar{z}, \theta) = H_{20}(\theta) \frac{z^2}{2} + H_{11}(\theta) z \bar{z} + H_{02}(\theta) \frac{\bar{z}^2}{2} + \dots \tag{A.15}$$

Note that on center manifold C_0 near the origin

$$\dot{W} = W_z \dot{z} + W_{\bar{z}} \dot{\bar{z}}.$$

Thus, we obtain

$$(A - 2i\omega^* \tau^*) W_{20}(\theta) = -H_{20}(\theta), \quad A W_{11}(\theta) = -H_{11}(\theta). \quad (\text{A.16})$$

Comparing the coefficient with (A.15) gives that

$$H_{20}(\theta) = -g_{20}q(\theta) - \bar{g}_{02}\bar{q}(\theta), \quad H_{11}(\theta) = -g_{11}q(\theta) - \bar{g}_{11}\bar{q}(\theta). \quad (\text{A.17})$$

From (A.16), (A.17) and the definition of A , we have

$$\dot{W}_{20}(\theta) = 2i\omega^* \tau^* W_{20}(\theta) + g_{20}q(\theta) + \bar{g}_{02}\bar{q}(\theta).$$

Noting $q(\theta) = q(0)e^{i\omega^* \tau^* \theta}$, hence

$$W_{20}(\theta) = \frac{ig_{20}}{\omega^* \tau^*} q(0) e^{i\omega^* \tau^* \theta} + \frac{i\bar{g}_{02}}{3\omega^* \tau^*} \bar{q}(0) e^{-2i\omega^* \tau^* \theta} + E_1 e^{2i\omega^* \tau^* \theta}, \quad (\text{A.18})$$

where $E_1 = (E_1^{(1)}, E_1^{(2)}, E_1^{(3)}) \in R^3$ is a constant vector. Similarly, from (A.16) and (A.17), we obtain

$$W_{11}(\theta) = -\frac{ig_{11}}{\omega^* \tau^*} q(0) e^{i\omega^* \tau^* \theta} + \frac{i\bar{g}_{11}}{\omega^* \tau^*} \bar{q}(0) e^{-i\omega^* \tau^* \theta} + E_2, \quad (\text{A.19})$$

where $E_2 = (E_2^{(1)}, E_2^{(2)}, E_2^{(3)}) \in R^3$ is also a constant vector.

In the following we shall find out E_1 and E_2 . From the definition of A and (A.16), we can obtain

$$\int_{-1}^0 d\eta(\theta) W_{20}(\theta) = 2i\omega^* \tau^* W_{20}(\theta) - H_{20}(0), \quad (\text{A.20})$$

and

$$\int_{-1}^0 d\eta(\theta) W_{11}(\theta) = -H_{11}(0), \quad (\text{A.21})$$

where $\eta(\theta) = \eta(0, \theta)$. From (A.14) and (A.15), we have

$$H_{20}(0) = -g_{20}q(0) - \bar{g}_{02}\bar{q}(0) + 2\tau^* \begin{pmatrix} -b_1 - c_1\alpha \\ \alpha\alpha_1 - c_2\alpha\beta \\ \alpha_2\alpha\beta e^{-d_2\tau^*} e^{-2i\omega^* \tau^*} \end{pmatrix}, \quad (\text{A.22})$$

and

$$H_{11}(0) = -g_{11}q(0) - \bar{g}_{11}\bar{q}(0) + 2\tau^* \begin{pmatrix} -b_1 - c_1 \operatorname{Re}\{\alpha\} \\ \alpha_1 \operatorname{Re}\{\alpha\} - c_2 \operatorname{Re}\{\alpha\bar{\beta}\} \\ \alpha_2 e^{-d_2\tau^*} \operatorname{Re}\{\alpha\bar{\beta}\} \end{pmatrix}. \quad (\text{A.23})$$

Substituting (A.18) and (A.19) into (A.20) and noticing that

$$\left(i\omega^* \tau^* I - \int_{-1}^0 e^{i\omega^* \tau^* \theta} d\eta(\theta) \right) q(0) = 0,$$

and

$$\left(-i\omega^* \tau^* I - \int_{-1}^0 e^{-i\omega^* \tau^* \theta} d\eta(\theta) \right) \bar{q}(0) = 0,$$

we obtain

$$\left(2i\omega^* \tau^* I - \int_{-1}^0 e^{2i\omega^* \tau^* \theta} d\eta(\theta) \right) E_1 = 2\tau^* \begin{pmatrix} -b_1 - c_1\alpha \\ \alpha\alpha_1 - c_2\alpha\beta \\ \alpha_2\alpha\beta e^{-d_2\tau^*} e^{-2i\omega^* \tau^*} \end{pmatrix},$$

which leads to

$$\begin{aligned} & \begin{pmatrix} 2i\omega^* + b_1x^* & c_1x^* & 0 \\ -\alpha_1y^* & 2i\omega^* & c_2y^* \\ 0 & -\alpha_2z_2^* e^{-d_2\tau^*} e^{-2i\omega^* \tau^*} & \alpha_2y^* e^{-d_2\tau^*} e^{-2i\omega^* \tau^*} \end{pmatrix} E_1 \\ &= 2 \begin{pmatrix} -b_1 - c_1\alpha \\ \alpha\alpha_1 - c_2\alpha\beta \\ \alpha_2\alpha\beta e^{-d_2\tau^*} e^{-2i\omega^* \tau^*} \end{pmatrix}. \end{aligned}$$

It follows that

$$\begin{aligned} E_1 &= 2 \begin{pmatrix} 2i\omega^* + b_1x^* & c_1x^* & 0 \\ -\alpha_1y^* & 2i\omega^* & c_2y^* \\ 0 & -\alpha_2z_2^* e^{-d_2\tau^*} e^{-2i\omega^* \tau^*} & \beta_2 - \alpha_2y^* e^{-d_2\tau^*} e^{-2i\omega^* \tau^*} \end{pmatrix}^{-1} \\ &\quad \times \begin{pmatrix} -b_1 - c_1\alpha \\ \alpha\alpha_1 - c_2\alpha\beta \\ \alpha_2\alpha\beta e^{-d_2\tau^*} e^{-2i\omega^* \tau^*} \end{pmatrix}. \end{aligned}$$

Similarly, substituting (A.19) and (A.23) into (A.21), we can get

$$E_2 = 2 \begin{pmatrix} b_1x^* & c_1x^* & 0 \\ -\alpha_1y^* & 0 & c_2y^* \\ 0 & -\alpha_2z_2^* e^{-d_2\tau^*} & \beta_2 - \alpha_2y^* e^{-d_2\tau^*} \end{pmatrix}^{-1} \times \begin{pmatrix} -b_1 - c_1 \operatorname{Re}\{\alpha\} \\ \alpha_1 \operatorname{Re}\{\alpha\} - c_2 \operatorname{Re}\{\alpha\bar{\beta}\} \\ \alpha_2 e^{-d_2\tau^*} \operatorname{Re}\{\alpha\bar{\beta}\} \end{pmatrix}. \quad (\text{A.24})$$

Thus, we can determine W_{20} and W_{11} from (A.18) and (A.19).

References

W.G. Aiello and H.I. Freedman [1990], *A time-delay model of single-species growth with stage structure*, *Mathematical Biosciences* 101(2), 139–153.

- W.G. Aiello, H.I. Freedman, and J.Wu [1992], *Analysis of a model representing stage-structured population growth with state-dependent time delay*, SIAM Journal on Applied Mathematics 52(3), 855–869.
- H.J. Barclay and P. van den Driessche [1980], *A model for a species with two life history stages and added mortality*, Ecological Modelling 11(3), 157–166.
- J.R. Bence and R.M. Nisbet [1989], *Space-limited recruitment in open systems: the importance of time delays*, Ecology 70, 1434–1441.
- E. Beretta and Y. Kuang [2002], *Geometric stability switch criteria in delay differential systems with delay dependent parameters*, SIAM Journal on Mathematical Analysis 33(5), 1144–1165.
- P.S. Birtchal and O.P. Sharma [2004], *Integrated Pest Management in Indian Agriculture*, Number 11. NCAP, New Delhi.
- M.P. Boer, B.W. Kooi, and S. Kooijman [1999], *Homoclinic and heteroclinic orbits to a cycle in a tri-trophic food chain*, Journal of Mathematical Biology 39(1), 19–38.
- P.A. Butler [1969], *Monitoring pesticide pollution*, Bioscience 19(10), 889–891.
- Y. Cao, J. Fan, and T. Gard [1992], *The effects of state-dependent time delay on a stage-structured population growth model*, Nonlinear Analysis: Theory, Methods & Applications 19(2), 95–105.
- L. Dahal [1995], *A study on pesticide pollution in Nepal*, NPC/IUCN National Conservation Strategy Implementation Project. Kathmandu.
- G. Dhaliwal and R. Arora [1996], *Principles of insect management*, Commonwealth Publishers, New Delhi.
- L. Dong, L.S. Chen, and L. Sun [2006], *Extinction and permanence of the predator–prey system with stocking of prey and harvesting of predator impulsively*, Mathematical Methods in the Applied Sciences 29(4), 415–425.
- J.M. Franz [1961], *Biological control of pest insects in Europe*, Annual Review of Entomology 6(1), 183–200.
- H.I. Freedman and S. Ruan [1992], *Hopf bifurcation in three-species food chain models with group defense*, Mathematical biosciences 111(1), 73–87.
- H.I. Freedman and J.W.H. So [1985], *Global stability and persistence of simple food chains*, Mathematical biosciences 76(1), 69–86.

- H.I. Freedman, J.W.H. So, and J. Wu [1994], *A model for the growth of a population exhibiting stage structure: cannibalism and cooperation*, Journal of computational and applied mathematics 52(1-3), 177–198.
- H.I. Freedman and P. Waltman [1977], *Mathematical analysis of some three-species food-chain models*, Mathematical Biosciences 33(3-4), 257–276.
- H.I. Freedman and J.H. Wu [1991], *Persistence and global asymptotic stability of single species dispersal models with stage structure*, Quarterly of Applied Mathematics 49(2), 351–371.
- S. Gao, L.S. Chen, and Z. Teng [2008], *Hopf bifurcation and global stability for a delayed predator-prey system with stage structure for predator*, Applied Mathematics and Computation 202(2), 721–729.
- W.S.C. Gurney and R.M. Nisbet [1985], *Fluctuation periodicity, generation separation, and the expression of larval competition*, Theoretical Population Biology 28(2), 150–180.
- W.S.C. Gurney, R.M. Nisbet, and J.H. Lawton [1983], *The systematic formulation of tractable single-species population models incorporating age structure*, J. Animal Ecol. 52, 479–495.
- J.K. Hale and S.M.V. Lunel [1993], *Introduction to functional differential equations*, Springer.
- B.D. Hassard, N.D. Kazarinoff, and Y.H. Wan [1981], *Theory and applications of Hopf bifurcation*, Cambridge University Press, Cambridge.
- A. Hastings [1983], *Age-dependent predation is not a simple process. I. Continuous time models*, Theoretical Population Biology 23(3), 347–362.
- A. Hastings and T. Powell [1991], *Chaos in a three-species food chain*, Ecology 72, 896–903.
- S.C. Hoyt [1969], *Integrated chemical control of insects and biological control of mites on apple in washington*, Journal of Economic Entomology 62(1), 74–86.
- S.B. Hsu, T.W. Hwang, and Y. Kuang [2003], *A ratio-dependent food chain model and its applications to biological control*, Mathematical biosciences 181(1), 55–83.
- H. Hu and L. Huang [2010], *Stability and hopf bifurcation in a delayed predator-prey system with stage structure for prey*, Nonlinear Analysis: Real World Applications 11(4), 2757–2769.
- H.F. Huo, W.T. Li, and R.P. Agarwal [2001], *Optimal harvesting and stability for two species stage-structured system with cannibalism*, International Journal of Applied Mathematics 6(1), 59–80.

- J.J. Jiao, G.P. Pang, L.S. Chen, and G.L. Luo [2008], A delayed stage-structured predator-prey model with impulsive stocking on prey and continuous harvesting on predator, *Appl. Math. Comput.* 195(1), 316–325.
- I.A. Kaminska, A. Oldak, and W.A. Turski [2004], *Geographical information system (GIS) as a tool for monitoring and analysing pesticide pollution and its impact on public health*, *Annals of Agricultural and Environmental Medicine* 11(2), 181–184.
- M.A. Kishimba, L. Henry, H. Mwevura, A.J. Mmochi, M. Mihale, and H. Hel-lar [2004], *The status of pesticide pollution in tanzania*, *Talanta* 64(1), 48–53.
- H.D. Landahl and B.D. Hansen [1975], *A three stage population model with cannibalism*, *Bulletin of mathematical biology* 37, 11–17.
- B. Li and Y. Kuang [2000], *Simple food chain in a chemostat with distinct removal rates*, *Journal of mathematical analysis and applications* 242(1), 75–92.
- X. Liu [1995], *Impulsive stabilization and applications to population growth models*, *J. Math.* 25(1), 381–395.
- X. Liu and L.S. Chen [2003], *Complex dynamics of holling II Lotka-Volterra predator-prey system with impulsive perturbations on the predator*, *Chaos Solitons Fractals* 16, 311–320.
- K.G. Magnússon [1999], *Destabilizing effect of cannibalism on a structured predator-prey system*, *Mathematical biosciences* 155(1), 61–75.
- K. McCann and P. Yodzis [1995], *Bifurcation structure of a three-species food-chain model*, *Theoretical Population Biology* 48(2), 93–125.
- Y. Qu and J. Wei [2007], *Bifurcation analysis in a time-delay model for prey-predator growth with stage-structure*, *Nonlinear Dynamics* 49(1), 285–294.
- Y. Satio and Y. Takeuchi [2003], *A time delay model for prey-predator growth with stage structure*, *Can. Appl. Math. Q.* 11, 293–302.
- R. Shi and L.S. Chen [2009], *The study of a ratio-dependent predator-prey model with stage structure in the prey*, *Nonlinear dynamics* 58(1), 443–451.
- X. Song and Z. Xiang [2006], *The prey-dependet consumption two-prey one-predator models with stage structure for the predator and imulsive effects*, *J. Theor. Biol.* 242, 683–698.
- X.K. Sun, H.F. Huo, and H. Xiang [2009], *Bifurcation and stability analysis in predator-prey model with a stage-structure for predator*, *Nonlinear Dynamics* 58(3), 497–513.

- J.C. Van Lenteren and J. Woets [1988], *Biological and integrated pest control in greenhouses*, Annual review of Entomology 33(1), 239–269.
- C. Vincent, G. Hallman, B. Panneton, and F. Fleurat-Lessard [2003], *Management of agricultural insects with physical control methods*, Annual review of entomology 48(1), 261–281.
- W. Wang, G. Mulone, F. Salemi, and V. Salone [2001], *Permanence and stability of a stage-structured predator-prey model*, Journal of Mathematical Analysis and Applications 262(2), 499–528.
- R.D. Weaver, D.J. Evans, and A.E. Luloff [1992], *Pesticide use in tomato production: Consumer concerns and willingness-to-pay*, Agribusiness 8(2), 131–142.
- S. Wood, S. Blythe, W. Gurney, and R. Nisbet [1989], *Instability in mortality estimation schemes related to stage-structure population models*, Mathematical Medicine and Biology 6(1), 47–68.
- R. Xu, M.A.J. Chaplain, and F.A. Davidson [2004], *Global stability of a Lotka-Volterra type predator-prey model with stage structure and time delay*, Applied mathematics and computation 159(3), 863–880.