

Transition from the self-organized to the driven dynamical clusters

Aradhana Singh and Sarika Jalan

*Complex Systems Lab, Indian Institute of Technology Indore, IET-DAVV Campus
Khandwa Road, Indore 452017, India*

Abstract

We study mechanism of formation of synchronized clusters in coupled maps on networks with various connection architecture. The nodes in a cluster are self synchronized or driven synchronized, based on the coupling strength and underlying network structures. Smaller coupling strength region shows driven clusters independent of the network rewiring strategies, where as larger coupling strength region shows the transition from the self-organized cluster to the driven cluster as network connections are rewired to the bi-partite type. Lyapunov function analysis is performed to understand the dynamical origin of cluster formation. The results provide insights into the relationship between the topological clusters which are based on the direct connections between the nodes, and the dynamical clusters which are based on the functional behavior of these nodes.

Keywords:

synchronization, coupled maps, chaos, networks

1. Introduction

Networks of dynamical units have been used to model everything from earthquakes to ecosystems, neurons to financial market [1, 2, 3, 4, 5, 6, 7]. Studying the impact of complex network topology [5, 6] on the dynamical processes is of fundamental importance for understanding the functioning of these real world systems. Synchronization is one of the most fascinating phenomenon exhibited by such nonlinear dynamical units interacting with each other [8, 9]. This phenomenon has been intensively investigated as a universal concept in many disciplines, particularly in neuro-sciences [10] and

communication [11]. Recently synchronization has been shown to play a crucial role in the species extinction [12]. Keeping such applications in mind, a great deal of work is devoted to build up the strategies for the network connection architecture which could synchronize the dynamical units on them [13]. Most of these works have considered global synchronized states spanning all nodes in a network.

In the past years focus of coupled dynamics research got shifted to the (phase) synchronized clusters [14] or dynamical clusters instead of a global synchronized state. Dynamical clusters are defined based on some kind of coherent time evolution of some units which is different than the evolution of other units. Dynamical clusters have been the part of coupled dynamics research since the seminal work of Kuramoto which mainly focused on the transition to the global synchronized state [15]. Before the transition, [15] reports the phase-synchronized clusters, where clusters are distinguished based on the frequencies of dynamical units. Kaneko's coupled maps model also talks about the glassy phase where nodes are partially synchronized [16]. Kuramoto's coupled oscillator and Kaneko's coupled maps models assumed either nearest neighbor connections or all to all connections between the nodes. Later on with the spurt of complex network research, these types of coupled dynamics models had been investigated with units having local and nonlocal connections, and also show partial synchronized state with dynamical clusters [17]. These works mainly concentrated on the finding of partial synchronized state, and did not pay much attention to the coupling configurations. However, networks modeling real world, have some structures, hence it was very natural to imagine a relation between the connection architecture and the dynamical clusters. It could be rephrased as follows: do connections in the dynamical clusters have some specific features? Manrubia and Mikhailov in [18] found that the connections in dynamical clusters do have some particular configuration, i.e. elements from a cluster generally having more connections inside the cluster than with the elements from other dynamical clusters. Though this was a very significant observation and more importantly presented the concept of relation between dynamical cluster and the underlying network, their observation was based on the dynamical units coupled with some particular coupling strength and having random coupling architecture. The detailed investigations of coupled dynamics on various networks, done by Jalan and Amritkar [19], revealed that there exists two different mechanisms of the formation of the dynamical clusters; (a) self-organized clusters where couplings are intra-cluster type, (b) driven-

synchronized where coupling are inter-cluster type. The main result of the Ref.[19] is that the coupled dynamical units may get synchronized because of inter-cluster or intra- cluster couplings. Whereas self-organized mechanism has more commonly been thought as a reason of synchronization from seminal work by Kaneko [16] to recent work by several scientists [18, 20, 21], [19] identified a new mechanism of cluster formation that is driven synchronization and did extensive studies of the two mechanisms of cluster formation for various networks [19, 22, 23]. Recently self and driven-synchronization has been investigated in the relevance of brain cortical networks [24].

Real world networks have community or module structure [25, 26], where modules are the division of network nodes into various groups within which the network connections are dense, but between which they are sparser. The modularity concepts assumes that system functionality can be partitioned into a collection of modules and each module is a discrete entity of several components performing an identifiable task, separable from the functions of other modules [26]. In the light of this finding the concept of relation between dynamical clusters and the network architecture [18, 19] can be rephrased; do dynamical clusters reveal organization or module structure of the underlying network, and what functional clusters would be preferred for a given network architecture ? Investigation in this direction [27, 28] showed that the dynamical units reveal the hierarchical organization of the synchronization behavior with respect to the collective dynamics of the network. Furthermore Zhou et. al. used synchronized clusters to unveil the functional connectivity in the complex brain networks [29]. These works exploited the synchronous behavior of dynamical units to detect the hierarchical organization, on the other hand M. Timme concentrated on the disordered state to understand the relation between dynamical behavior and the network topology [30]. Recently phenomenon of driven synchronization is observed for three stochastic oscillators which are coupled with delay [31].

In this paper we highlight that there is a great difference in the process leading to the synchronization and synchronized cluster state, depending upon the particular coupling configuration. We show that these two ways of the construction of the dynamical clusters depend highly on the underlying network architecture. Self-organized clusters are formed for the networks whose network architecture is such that it can clearly be divided into different sub-communities, whereas for the bi-partite networks driven clusters are formed. Mixed clusters, i.e. some are self-organized and some are driven organized, are formed for the network architecture which lie in the middle

of these two extreme ideal network structure. We use Lyapunov function to understand the origin of these two types of clusters.

The paper is organized as follows. After the introductory section describing the current understanding and importance of dynamical cluster research, we introduce general model of coupled dynamics in section II. Section III consists the definition of dynamical clusters and measures quantifying the behavior of the clusters. We explain network rewiring strategy in section IV and also present results for the dynamical behavior at various step of the network rewiring. Section V considers Lyapunov function analysis. Section VI concludes the paper with the possible future directions.

2. Coupled dynamics on Networks

Consider a network of N nodes and N_c connections. Let each node of the network be assigned a dynamical variable $x_i, i = 1, 2, \dots, N$. Evolution of the dynamical variable is written as [16]

$$x_i(t+1) = f(x_i(t)) + \frac{\varepsilon}{k_i} \sum C_{ij} [g(x_j(t)) - g(x_i(t))] \quad (1)$$

where $x_i(t)$ is the dynamical variable of the i th node at the t th time step, and C is the adjacency matrix with elements taking values *one* and *zero* depending upon whether i and j are connected or not, $\varepsilon \in [0, 1]$. Matrix C is symmetric matrix representing undirected network, and $k_i = \sum_j C_{ij}$ is the degree of node i . Function $f(x)$ defines the local nonlinear map and function $g(x)$ defines the nature of coupling between nodes. In this paper we present results for the local dynamics given by logistic map $f(x) = \mu x(1-x)$ in the chaotic regime and $g(x) = f(x)$. This coupled maps model is studied extensively to get insight into the behavior of real systems [16, 32]. We take the value of $\mu = 4$, for which individual un-coupled unit shows chaotic behavior with the value of Lyapunov exponent being $\ln 2$. As an effect of coupling the coupled dynamics 1 shows various different kinds of coherent behavior, such as synchronization [16], phase-synchronization [14, 19, 22, 33] and other large scale macroscopic coherence [35] depending upon the coupling architecture and the coupling strength. In this paper we consider synchronization $x_i(t) = x_j(t)$ for all i, j and all initial conditions, and phase-synchronization as considered in [34, 19]. Let n_i and n_j denote the number of times the variables $x_i(t)$ and $x_j(t)$, $t = 1, 2, \dots, \tau$ for the nodes i and j show local minima during the time interval τ . Let n_{ij} denote the number

of times these local minima match with each other. Phase distance between nodes i and j is then given by $d_{ij} = 1 - 2n_{ij}/(n_i + n_j)$. Node i and j are phase synchronized when $d_{ij} = 0$. In a dynamical cluster, all the pairs of nodes are (phase) synchronized.

3. Synchronized clusters

Various types of dynamical clusters based on the couplings between the nodes are defined as: (a) Self-organized cluster: If nodes of a cluster are synchronized because of intra-cluster couplings, the cluster is referred as self-organized cluster, and (b) driven cluster: If nodes of a cluster are synchronized because of inter-cluster connections, the cluster is referred as driven cluster. Quantitative measure of above two types of clusters are given by the following two quantities [19, 22];

$$f_{intra} = \frac{N_{intra}}{N_c}$$

$$f_{inter} = \frac{N_{inter}}{N_c}$$

where N_{intra} and N_{inter} are the number of intra- and inter cluster connections, respectively. f_{inter} and f_{intra} would take values between *zero* and *one*. For the ideal driven or ideal self-organized case one of the measure would take value *one*. According to this definition f_{inter} and f_{intra} both would be zero when none of the nodes form cluster. The intermediate values of these two quantities represent the situation where some of the nodes are of driven type and some of them are of self-organized type, or it may correspond to the case when some clusters have mixed connections, i.e. some of connections are intra-cluster type whereas some are inter-cluster type. $f_{intra} + f_{inter} = 1$ represents the situation when all the nodes form one or many synchronized clusters and $0 < f_{intra} + f_{inter} < 1$ corresponds to the case when some nodes do not belong to any cluster and evolve independently. In the dominant self-organized clusters number of intra-cluster connections are much greater than the inter-cluster connections, while in the dominant driven clusters reverse is true. Mixed clusters corresponds to the case when number of inter and intra-cluster connections are roughly equal. Note that while counting f_{inter} we do not consider isolated nodes, only the nodes which are the part of any synchronized cluster are considered.

Newman's definition of modularity of a network, Q , is also based on the ratio of intra and inter connections ($Q = 1/2N_c[\sum_i e_{ii} - \sum_{i,j,k} e_{ij}e_{ki}]$), where e_{ij} is the fraction of edges in the network that connect nodes in group i to those in groups j . Modularity of a network is *one* if it can be divided into subgraphs such that nodes in each subgraphs are connected within it, with a single connection to any of the other subgraph. At least one connection is required in order to keep the network connected. We would call these clusters, structural clusters (or community) to distinguish it from the dynamical clusters. In self-organized state, nodes in same community get synchronized dynamically also, while for the driven state, nodes which are synchronized have connections only to the other dynamical clusters.

In the first case, it is more obvious, that the nodes which are connected, tend to synchronize with one another. This concept was exploited in [29] to find out functional hierarchy in cat's cortex network. However, as shown in the Refs. [19, 22, 23], dynamical clusters could be formed without having even a single connection within the cluster (*ideal driven state*). These two types of clusters, self-organized and driven, could be observed irrespective of the dynamical state of the Eq.1, i.e. whole dynamics may lie on chaotic, periodic, quasiperiodic attractor depending upon the coupling strength and the connection architecture. Different possible states of this coupled dynamics are discussed in details in [22]. This paper focuses on the relation between different types of clusters with the structure of the coupling matrix C . We particularly track the nature of dynamical cluster with the rewiring of network and show that depending upon the modularity of network, the type of dynamical clusters changes. If network is completely modular then in general self-organized clusters are preferred, whereas for bi-partite kind of network driven clusters are preferred.

In the following we present results for the coupled maps on networks, as described by the Eq. (1), evolved with random initial conditions. First the initial network and the rewiring procedure are explained and then various results demonstrating the relation between the dynamical clusters and network structure are demonstrated.

4. Evolution of synchronized clusters with Network rewiring

We start with a network of size N having two complete subgraphs, G_1 and G_2 with N_1 and N_2 nodes respectively. Complete subgraph means, all the nodes in G_1 (G_2) are connected with the all other nodes in G_1 (G_2) (Fig. 1(a)).

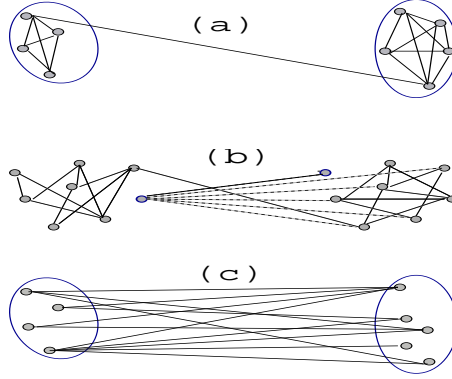


Figure 1: Pictorial representation of networks at different rewiring step. (a) Initial network with two complete subgraphs G_1 and G_2 (b) rewired network at $n = 1$, solid lines are the original connections and dotted lines are the new connections which a node from the group G_1 makes with the nodes of G_2 , (c) final bi-partite graph.

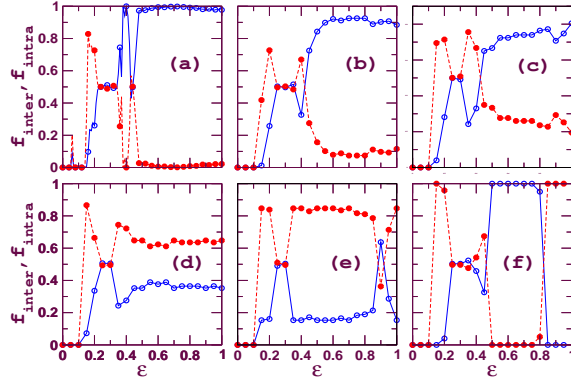


Figure 2: (Color online) Fraction of inter (\bullet) and intra (\circ) connections as a function of the coupling strength ε . After an initial transient (about 2000 iterates) phase synchronized clusters are studied for $\tau = 100$. The logistic map parameter is $r = 4$, and $N_1 = N_2 = 50$. (a) for the original network at rewiring step $n = 0$, (b) $n = 5$, (c) $n = 10$, (d) $n = 20$, (e) $n = 30$, and (f) $n = 50$. All figures are plotted for the average over 20 sets of random initial conditions for the coupled dynamics.

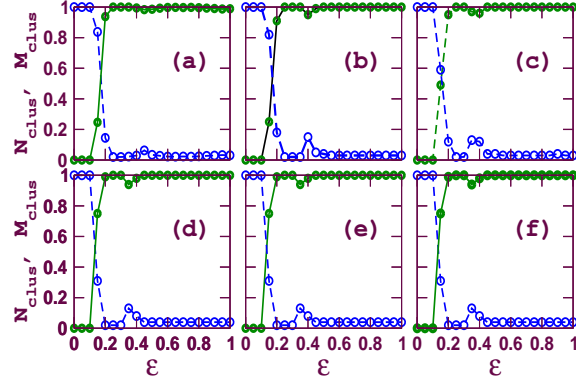


Figure 3: (Color online) The fraction of number of clusters $M_{clus}(\circ)$ and the fraction of the number of nodes forming clusters $N_{clus}(\bullet)$ as a function of the coupling strength ε . The network structure are same as for the Fig. (2) and quantities are plotted for the average over 20 realization of random sets of the initial conditions.

There exists one connection between G_1 and G_2 , which is necessary to keep the whole graph connected. Now at each rewiring step (n) disconnect one node from subgraph G_1 (G_2) and connect it to all the nodes in the subgraph G_2 (G_1) (Fig. 1(b)). With this rewiring scheme, average degree of the network remains of the same order (N). After rewiring step N_1 , all nodes in G_1 are connected with all the nodes of G_2 , and for the case $N_1 = N_2$, the graph is complete bi-partite (Fig. 1(c)). At each step of the rewiring we evolve Eq. (1) with random initial conditions and study the nature of the dynamical clusters after some initial transient. For small coupling strengths region ($\varepsilon < 0.5$), number of nodes forming synchronized clusters is very small and hence in this region we consider phase-synchronized clusters. For the larger coupling strengths, in general, nodes form exact synchronized clusters. In the following we consider dynamical clusters based on the phase-synchronization. Fig. (2) shows behavior of f_{intra} and f_{inter} as a function of coupling strength ε for the various steps of the network rewiring according to the above strategy.

Fig. (2) shows that after initial turbulent regime where none of the node synchronizes, nodes form synchronized clusters. For the weak coupling ($\varepsilon \sim 0.2$) the coupled dynamics governed by Eq. 1 shows partial synchronized state corresponding to the many dynamical clusters with f_{inter} and f_{intra} both being nonzero. Subfigure (a) is plotted for the initial network (Fig. 1(a)), subfigure (b) is plotted for the rewiring stage $n = 5$, which means that 5 nodes from each group are rewired. These nodes break the connections with

their communities and make new connections with the nodes of the other communities.

Fig. (3) plots the fraction of number of clusters (M_{clus}) and the fraction of number of nodes forming clusters N_{clus} . The first measure M_{clus} counts an isolated node as a separate cluster, and the second measure N_{clus} counts only those nodes which are the part of a cluster and are not isolated. It is clear from the subfigures that for each rewiring step almost all the nodes form cluster after some coupling strength $\varepsilon > 0.2$ value. Note that for the lower coupling strength region, in general, nodes form phase-synchronized cluster, as defined in the previous section, whereas for the stronger coupling strength region $\varepsilon > 0.5$ they form exact synchronized clusters. For our investigations it does not matter whether nodes are phase-synchronized or exact synchronized, as long as large number of nodes form the clusters we get relevant information regarding dynamical cluster and network structure. It is seen from all the subfigures of Fig. (2), that the nature of synchronized clusters is very much similar in the weaker coupling strength regime ($\varepsilon \sim 0.2$) for all rewiring steps, with (a) and (f) being the extreme cases of the network structure. Hence, for our study the weaker coupling strength region is not very interesting as in this region one does not seem to get relation between dynamical cluster and network structure. In order to get insight about the relation between dynamical clusters and the network structure we concentrate on the coupling strength region $\varepsilon > 0.5$. Coupled dynamics Eq. (1) gives interesting dynamical clusters in this coupling strength region, where connections between the nodes of dynamical clusters differ as structure of the network is varied. In the following, the behavior of coupled dynamics and nature of synchronized clusters for the various coupling strengths in this region are discussed.

Fig. (4) plots the synchronized clusters for different networks generated with the above rewiring strategy. The figures are plotted for the coupling strength $\varepsilon = 1$. For this coupling strength the nodes form exact synchronized cluster rather than the phase-synchronized cluster which is the case for weaker coupling strengths. Fig. (4)(a) is for the rewiring step $n = 0$, when nodes in the network form two complete subgraphs. The dynamical behavior of these nodes show synchronization with two clusters, and these clusters are of self-organized type; i.e. nodes belonging to the structural clusters form dynamical clusters. Fig. (4)(b) is node-node plot for the network at step $n = 20$, i.e. connections of 20 nodes from each group are rewired such that the 20 nodes from the group G_1 (G_2) get connected with the 30 nodes of

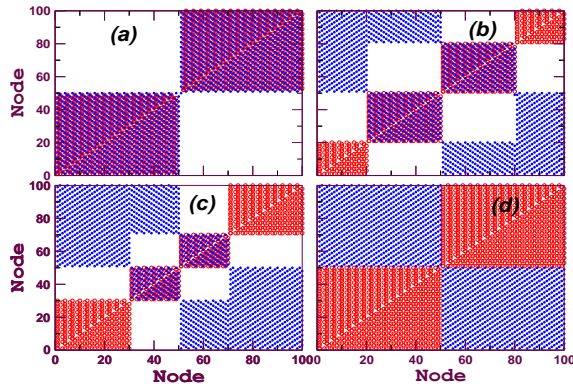


Figure 4: (Color online) Node vs node diagrams illustrating the behavior of nodes at different step of rewiring. After an initial transient synchronized clusters are studied. The solid circles (\bullet) show that the two corresponding nodes are coupled and the open circles (\circ) show that the corresponding nodes are (phase) synchronized. In each case the node numbers are reorganized so that nodes belonging to the same cluster are numbered consecutively. All plots are for coupling strength $\varepsilon = 1$. (a) for the network having two complete subgraphs with $N_1 = N_2 = 50$ (b) network at the rewiring step $n = 20$ (c) for $n = 30$ and (d) for $n = 50$ which leads to the complete bipartite network.

the group G_2 (G_1). At this stage mixed dynamical clusters are formed. Two small groups of nodes which are rewired to the different groups loose the synchronization with the nodes in their respective group and are synchronized independently forming two separate clusters. These two clusters, first and fourth cluster from the bottom, are therefore of driven type. Rest of the nodes, which remain fully connected inside their respective groups, remain self-organized type. Fig. (5) shows dynamical clusters at the various stage of rewiring for the coupling strength value $\varepsilon = 0.9$. Subfigure (a) shows the two self-organized clusters for the initial network (Fig. 1). Subfigures (b), (c) and (d) are plotted for the $n = 20, 30$ and 50 rewiring steps respectively. For $n = 0$ and $n = 50$, self-organized and driven clusters respectively are the stable configurations, thus coupled dynamics lead to these for both the coupling strengths. For intermediate rewiring states dynamical clusters vary with the value of coupling strengths. Node numbers are reorganized so that nodes belonging to the same cluster are numbered consecutively. Fig. (6) plots largest Lyapunov exponent as a function of the rewiring step n , $n = 0$ corresponding to the original network (Fig. 1(a)). At each rewiring step one node from each group is rewired. After $n = N_1 = N_2 = 50$, the network becomes like Fig. (1)(c). After fixing the coupling strength, Lyapunov expo-

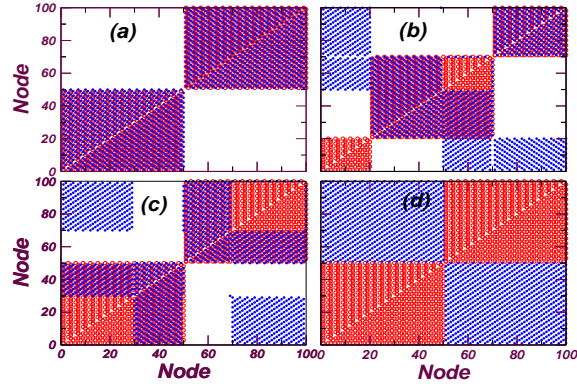


Figure 5: (Color online) Node vs node diagram illustrating the behavior of nodes (same as Fig. (4)), for the coupling strength $\varepsilon = 0.9$. Network structure remains same as of the Fig. (4). Node numbers are reorganized so that nodes belonging to the same dynamical cluster are numbered consecutively.

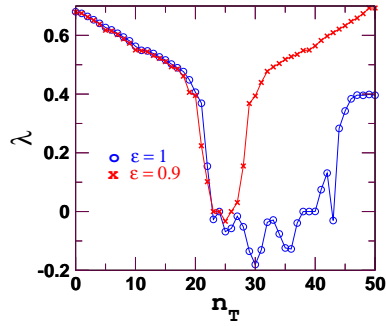


Figure 6: (Color online) Largest Lyapunov exponent λ as a function of the rewiring step n . Figures are plotted for two different coupling strengths $\varepsilon = 0.9$ and $\varepsilon = 1$. Lyapunov exponents are calculated for the average over 20 realization of the random set of initial conditions.

ment λ is: calculated for the coupled dynamics (Eq. 1) at each step of the rewiring. Results for $\varepsilon = 0.9$ and $\varepsilon = 1$ show that coupled dynamics may lie on the periodic ($\lambda < 0$), quasiperiodic ($\lambda \sim 0$) or on the chaotic ($\lambda > 0$) attractor, but the nature of the coupled dynamics governed by the Eq. 1 remains as shown by the Fig. (4) and 5, depending upon n .

5. Lyapunov function analysis

We define Lyapunov function for any pair of nodes i and j as [36, 37]

$$V_{ij}(t) = (x_i(t) - x_j(t))^2 \quad (2)$$

Clearly, $V_{ij}(t) \geq 0$ and the equality holds only when the nodes i and j are exactly synchronized. For the asymptotic global stability of the synchronized state in a region, Lyapunov function should satisfy the following condition in that region:

$$\frac{V(t+1)}{V(t)} < 1$$

For the global synchronous state ($x_i(t) = x_j(t), \forall i, j$), we can write the condition for two synchronized clusters in the self-organized state (i.e. $x_{i_1}(t) = x_{i_2}(t); \forall i_1, i_2 \in G_1$ and $x_{j_1}(t) = x_{j_2}(t); \forall j_1, j_2 \in G_2$), as;

$$\begin{aligned} V_{i_1 i_2}(t+1) = & [(1 - \varepsilon)[f(x_{i_1}(t)) - f(x_{i_2}(t))] \\ & - \frac{\varepsilon}{N_1 - 1}[f(x_{i_1}(t)) - f(x_{i_2}(t))]] \end{aligned} \quad (3)$$

Using Eq. 3 and the above equation for coupled dynamics (Eq. 1), we get the coupling strength region for which the synchronized clusters state is stable;

$$\frac{N_1 - 1}{N_1} \left(1 - \frac{1}{\mu}\right) < \varepsilon \leq 1 \quad (4)$$

With the rewiring, say at rewiring step $n = \nu$, we get ν nodes from each group rewired such that now there are four different types of nodes. One can quickly see by using Lyapunov function test that the following synchronized clusters state would be stable ;

- 1) Cluster *one*(S_1) with the nodes which remain unwired in the group G_1 , synchronized dynamics of nodes in this cluster is $x_i(t) = X_1(t)$.
- 2) cluster *two*(S_2) with nodes from group G_1 which get disconnected with

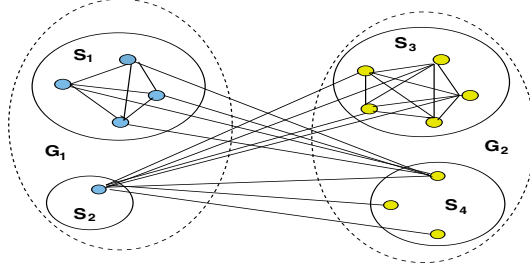


Figure 7: Dynamical clusters at a rewiring state n_t . S_1, S_2, S_3 and S_4 are different dynamical clusters as described in the text. G_1 and G_2 are the dynamical clusters for the initial network $n = 0$.

the other nodes in G_1 and get connected with all the nodes in G_2 , $x_i = X_2(t)$.
(3) cluster *three* (S_3) with nodes which remain in group G_2 , $x_i = X_3(t)$.
(4) cluster *four* (S_4), rewired nodes in G_2 , $x_i(t) = X_4(t)$.
Lyapunov function for the nodes in the cluster *one* (and for the cluster *three*) remains same as Eq.3, because coupling of the nodes in this group to the groups *three* and *four* (*one* and *two*) cancel out. Lyapunov function for the nodes in group S_2 (S_4) can be written as;

$$V_{ij}(t+1) = [(1 - \epsilon)(f(x_i(t)) - f(x_j(t)))]^2$$

This equation is very simple because the coupling terms for the nodes i and j are same and hence they cancel out. Condition for this state to be stable is given as;

$$\frac{V_{ij}(t+1)}{V_{ij}(t)} = (1 - \epsilon)^2 \left[f'(x_i(t)) + \frac{x_i(t) - x_j(t)}{2} f''(x_j(t)) + O((x_i(t) - x_j(t))^2) \right]^2 < 1$$

For $f(x) = \mu x(1 - x)$ and using $0 \leq x_i(t) + x_j(t) \leq 2$ and condition for achieving synchronized state, we get the range of coupling strength as $((\mu - 1)/\mu \leq \epsilon \leq 1)$ for which the synchronized cluster S_2 (as shown in the Fig. (7)) is stable. Similarly we can write the condition for the nodes in the group G_2 which are rewired and make synchronized cluster as S_4 , and nodes which make synchronized cluster as S_3 .

6. Conclusions and Discussions

In order to explore the relations between dynamical clusters and network clusters we study coupled maps on various networks generated with a

simple rewiring strategy. Starting with a network having two complete subgraphs, nodes are rewired at each step such that after some rewiring steps we get a complete bi-partite network. Rewiring strategy is adopted such that average degree of the networks at each rewiring step remains of the order of N . Smaller coupling strength values show phase synchronized clusters of dominant driven type, whereas larger coupling strength region show different mechanisms of synchronized clusters formation depending upon underlying network architecture, and hence provide insight into role of network architecture in the coherent behavior of the associated dynamical units. Coupled dynamics form self-organized clusters for the network having two complete subgraphs, and form driven clusters for the bi-partite case. At intermediate steps, the nodes receiving similar input form dynamical clusters, and these clusters could be self-organized type, driven type or mixed type depending upon which connection environment they belong to. Lyapunov function analysis shows that for the driven synchronization if any two nodes have similar coupling architecture, the difference of the dynamical variables for these two nodes cancel out. Whereas for the self-organized synchronization, the coupling term corresponding to the direct coupling between the nodes do not cancel out, and other couplings which are common to both the nodes cancel out. The

Ref. [23] shows that there are two mechanisms of cluster formation in networks, and using the global stability analysis it provides arguments behind the mechanisms by taking globally coupled and complete bipartite as the extreme cases. Here we show that there is a gradual transition from the self-organized to the driven behavior, as the underlying network is rewired from the two clusters to the bipartite network. The small coupling values do not show any impact of the structural changes on the mechanism of the synchronization, whereas large coupling values show significant signature of the underlying structure on the synchronized clusters. The dense networks ($N_c \sim N^2$) considered here yield all the nodes forming clusters at each rewiring stage, and clusters are of different types depending upon the underlying network structure at that particular rewiring step. Through extensive numerical simulations, we show that the nodes, getting similar coupling environment, are synchronized irrespective of whether they are connected or not. At the intermediate rewiring steps and for the higher coupling values, few clusters are mixed type, and few clusters are of the ideal driven or of the ideal self-organized type. All the nodes in each cluster receive similar coupling environment. Using the Lyapunov function analysis, we get a clear

picture of the synchronization for each cluster individually. The stability condition for the synchronization of the nodes in clusters S_2 and S_4 leads to the reasoning valid for the ideal driven cluster. Also, stability range written for the dynamical clusters S_1 and S_3 matches with that of the ideal self-organized cluster because of the very simplistic underlying network model we are using, where any terms outside these cluster cancel out leading to the condition shown by the globally coupled network in the synchronized state.

Though the network architecture and rewiring strategies considered here are very simple, whereas real world networks have complicated random structure or have complicated rewiring or connection evolution strategies [38], the results presented here shows direct impact of network connection architecture on the evolution of dynamical units. The main aim of the analysis here is to emphasize that the dynamical clusters *do have* information about the structure, but the formation of driven clusters reveal that the nodes in the dynamical clusters are not always the nodes which are connected, rather the nodes which have similar environment show coherent behavior and form a dynamical cluster. For a given network, depending upon the coupling strengths there could be various possible states which form stable configurations of the dynamical clusters. Results presented in the paper indicate that synchronous behavior of the dynamical units interacting with each other might be receiving the similar inputs, for instance synchronous firing of neurons [10] in a cortex may be because of the couplings among the neurons, or may be because of getting similar synaptic inputs from the neurons of different cortical areas. In the continuation of previous work [19, 22, 24], the results presented here strengthens understanding about the possible relations between the dynamical behavior and the underlying connections architecture. Future investigations would involve more general network rewiring or evolution scheme, as well as effect of delays [39] on the phenomenon of driven synchronization.

7. Acknowledgement

SJ thanks DST for financial support.

References

- [1] A. T. Winfree, *The geometry of biological time* (Springer, New York, 1980).

- [2] Y. Kuramoto, *Chemical Oscillations, Waves and Turbulence* (Springer, Berlin, 1984).
- [3] K. Wiesenfeld, P. Colet and S. H. Strogatz, *Phys. Rev. E* **57**, 1563 (1998).
- [4] R. M. May, *Stability and Complexity in Model Ecosystems* (Princeton Univ. Press, Princeton, 1973).
- [5] S. H. Strogatz, *Nature* **410**, 268 (2001).
- [6] R. Albert and A. L. Barabási, *Rev. Mod. Phys.* **74**, 47 (2002).
- [7] S. Boccaletti et. al., *Phys. Rep.* **424**, 175 (2006).
- [8] A. Pikovsky, M. Rosenblum and J. Kurths, *Synchronization : A Universal Concept in Nonlinear Dynamics* (Cambridge Univ. Press, 2001).
- [9] S. Boccaletti, J. Kurths, G. Osipov, D.L. Valladares and C. S. Zhou, *Phys. Rep.* **366**, 1 (2002).
- [10] A. K. Engel, P. König, A. K. Kreiter and W. Singer, *Science* **252**, 1177 (1991); P. R. Reolfsema, A. K. Engel, P. König and W. Singer, *Nature* **385**, 157 (1997); P. Fries, *Trends Cogn. Sci.* **9**, 474 (2005); P. J. Uhlhaas, W. Singer *Neuron*, **52**, 155 (2006);
- [11] W. -H. Kye, M. Choi, C.-M. kim and Y.-J. Park, *Phys. Rev. E* **71**, 045202 (2005);
- [12] R. E. Amritkar and G. Rangarajan, *Phys. Rev. Lett.* **96**, 258102 (2006).
- [13] L. M. Pecora and T. L. Carroll, *Phys. Rev. Lett.* **80**, 2109 (1998); J. G. Resrepo, E. Ott and B. R. Hunt, *Phys. Rev. E* **71** 036151 (2005); T. Nishikawa and A. E. Motter, *ibid* **73**, 065106 (2006); C. Zhou, A. E. Motter and J. Kurths, *Phys. Rev. Lett.* **96**, 034101, (2006); I. Belykh, V. Belykh and M. Hasler, *Chaos* **16**, 105102 (2006).

- [14] M. G. Rosenblum, A. S. Pikovsky and J. Kurths, *Phys. Rev. Lett.* **76**, 1804 (1996); W. Wang, Z. Liu and B. Hu, *Phys. Rev. Lett.* **84**, 2610 (2000); S. C. Manrubia and A. S. Mikhailov, *Europhys. Lett.* **53**, 451 (2001).
- [15] Y. Kuramoto, *Prog. Theoret. Phys. Suppl* **79**, 223 (1984); H. Sakaguchi and Y. Kuramoto, *J. Statist. Phys.* **49**, 569 (1987); J. D. Crawford, *J. Statist. Phys.* **74**, 1047 (1994); S. H. Strogatz, *Physica D* **143**, 1 (2000).
- [16] K. Kaneko, *Physica D* **34**, 1 (1989); *Phys. Rev. Lett.* **65**, 1391 (1990); *Physica D* **41**, 137 (1990).
- [17] H. Chate and P. Manneville, *Europhys. Lett.* **17**, 291 (1992); N. B. Ouchi and K. Kaneko, *Chaos* **10**, 359 (2000); P. M. Gade, H. A. Cerderia and R. Ramaswami, *Phys. Rev. E* **52**, 2478 (1995); E. Oh, D.-S. Lee, B. Kahng, and D. Kim, *Phys. Rev. E* **75** 011104 (2007)
- [18] S. C. Manrubia and A. S. Mikhailov, *Phys. Rev. E.* **60**, 1579 (1999).
- [19] S. Jalan and R. E. Amritkar, *Phys. Rev. Lett.*, **90** 014101 (2003).
- [20] A Arenas, A. D-Guilera and C. J. P.-Vicente, *Phys. Rev. E* **96** 114102 (2006).
- [21] M. Zhao, C. Zhou, Y. Chen, B. Hu and B.-Hong Wang, *Phys. Rev. E* **82** 046225 (2010).
- [22] S. Jalan, R. E. Amritkar, C. K. Hu, *Phys. Rev. E*, **72**, 016211 (2005).
- [23] R. E. Amritkar, S. Jalan and C. K. Hu, *Phys. Rev. E* **72**, 016212 (2005).
- [24] M. Zhao, C. Zhou, J. Lü and C. H. Lai, *Phys. Rev. E* **84** 016109 (2011).
- [25] M. Girvan and M. E. J. Newman, *Proc. Natl. Acad. Sci. USA* **99**, 7821 (2002); A. Clauset, M. E. J. Newman, and C. Moore, *Phys.*

- Rev. E **70**, 066111 (2004); M. E. J. Newman, Social Networks **27**, 39 (2005); M. E. J. Newman, Proc. Natl. Acad. Sci. USA **103**, 8577 (2006).
- [26] E. Ravasz *et al.*, Science **297**, 1551 (2002); R. Guimerá and L. A. N. Amaral, Nature **433**, 895 (2005).
- [27] C. S. Zhou and J. Kurths, Chaos **16**, 015104 (2006).
- [28] A. Arenas, A. D.-Guilera and C. J. P.-Vicente, Phys. Rev. Lett. **96**, 114102 (2006); J. G.-Gardeñes, Y. Moreno and A. Arenas, Phys. Rev. Lett. **98**, 034101 (2007).
- [29] C. Zhou, L. Zemanová, G. Zamora, C. C. Hilgetag and J. Kurths, Phys. Rev. Lett. **97**, 238103 (2006).
- [30] M. Timme, Europhys. Lett. **76**, 367 (2006).
- [31] A. Nandi, G. Santhosh., R. K. B. Singh and R. Ramaswamy, Phys. Rev. E **76**, 041136 (2007).
- [32] K. Kaneko, *Formation, Dynamics and Statistics of Pattern*, Edited by K. Kawasaki et al. (World Sci., Singapore, 1990); Chaos **2**, 279 (1992); S. Jalan and R. E. Amritkar, Indian Natn. Sci. Acad. **71 A**, No. 1-2 (2005).
- [33] R. E. Amritkar and S. Jalan, Physica A **346**, 13 (2005).
- [34] F. S. de San Roman, S. Boccaletti, D. Maza and H. Mancini, Phys. Rev. Lett. **81**, 3639 (1998).
- [35] S. Jalan, J. Jost and F. M. Atay, Chaos **16**, 033124 (2006).
- [36] S. Wiggins, *Introduction to Applied Nonlinear Dynamical Systems and Chaos* (Springer-Verlag, BErlin, 1990).
- [37] R. He and P. G. Vaidya, Phys. Rev. A **46**, 7387 (1992).
- [38] R. E. Amritkar and C.-K. Hu, Chaos **16**, 015117 (2006).
- [39] F. M. Atay, S. Jalan, J. Jost, Physics Letters A **375** 130 (2010).