

Basic Properties and Stability of Fractional-Order Reset Control Systems

S. Hassan HosseinNia¹ and Inés Tejado^{1,2} and Blas M. Vinagre¹

Abstract—Reset control is introduced to overcome limitations of linear control. A reset controller includes a linear controller which resets some of states to zero when their input is zero or certain non-zero values. This paper studies the application of the fractional-order Clegg integrator (FCI) and compares its performance with both the commonly used first order reset element (FORE) and traditional Clegg integrator (CI). Moreover, stability of reset control systems is generalized for the fractional-order case. Two examples are given to illustrate the application of the stability theorem.

I. INTRODUCTION

Reset controllers were introduced to overcome limitations of linear controllers. For instance, in the time domain it is not possible to fulfil all characteristics and specifications – rise time, overshoot and settling time– or in the frequency domain water-bed effect will not let the system satisfies all specifications [1], [2], [3], [4], [5]. So, the main reason for using reset controllers is that, just by including the mechanism of resetting, they are able to overcome fundamental limitations in linear systems.

The reset controller was firstly investigated by Clegg to reduce phase lag while retaining the integrator's desirable magnitude slope in the frequency response [1]. The Clegg integrator (CI) was introduced as a solution for improving feedback performance, due to its ability to provide the magnitude slope of a linear integrator (-20 dB/dec) but with a phase (about -38°) much more favourable in terms of phase margins and robustness. More general reset structures have been proposed later to improve its performance, such as the first order reset element (FORE) controller [2], [3] and other advanced reset controllers in [6], [7], which allow higher order controllers and different ways of resetting.

Stability of reset control systems has received many attention in the field. Necessary and sufficient conditions for internal stability for a restricted class of systems characterized by a CI and second order plant were studied in [8]. Stability of reset control systems under constant inputs was analysed in [9], [10] and its experimental application was shown in

[11]. BIBO stability and asymptotic tracking of FORE were established in [10], [12]. In [6], not only a testable necessary and sufficient condition for stability was given, but also links to both uniform bounded-input bounded-state stability and steady-state performance.

In what concerns the use of fractional calculus in control, the fractional-order integrator (FI) has been considered as an alternative reference system for control purposes in order to obtain closed-loop controlled systems robust to gain changes [13], [14]. From another point of view, FI can be used in feedback control in order to introduce both a constant phase lag and a magnitude slope proportional to the integration order. In other words, FI can be used with the same purposes that the reset integrator. Likewise, the fractional-order Clegg integrator (FCI) has been studied in some papers: its fundamentals can be found in [15], [16], whereas numerical values for the describing functions were reported in [17]. In addition, an optimized fractional-order conditional integrator (OFOCI) was also proposed in [18].

Given this context, the purpose of this paper is to review basis of FCI and compare its performance with CI and FORE. Furthermore, stability conditions for fractional-order reset systems will be presented by generalizing some of the aforementioned methods.

The rest of the paper is organized as follows. Section II addresses dynamics of fractional-order reset control systems. Section III recalls the main properties of CI and FORE and compares them with FCI. Stability of fractional-order reset control systems is analysed in Section IV. Finally, Section V draws the conclusions of this paper.

II. DYNAMICS OF FRACTIONAL-ORDER RESET CONTROL SYSTEMS

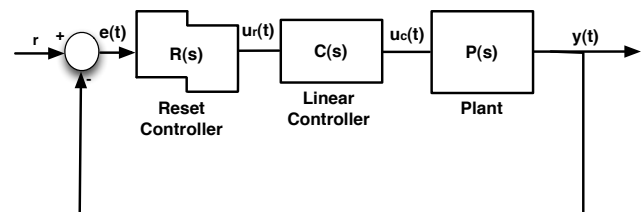


Fig. 1. Block diagram of a general reset control system

The block diagram of a general reset control system is shown in Fig. 1. In a general form, the dynamics of the reset controller can be described by a fractional-order differential

*Inés Tejado would like to thank the Portuguese Fundação para a Ciência e a Tecnologia (FCT) for the grant with reference SFRH/BPD/81106/2011. This work has been supported by the Spanish Ministry of Economy and Competitiveness under the project DPI2012-37062-C02-02 and by FCT, through IDMEC under LAETA.

¹ S.H. HosseinNia, I. Tejado and B.M. Vinagre are with Department of Electrical, Electronic and Automation Engineering, Industrial Engineering School, University of Extremadura, 06006 Badajoz, Spain. e-mail: {hoseinnia;bvinagre;itejbal}@unex.es

² I. Tejado is also with IDMEC, Instituto Superior Técnico, Universidade Técnica de Lisboa, 1049-001 Lisbon, Portugal. e-mail: ines.tejado@ist.utl.pt

inclusion (FDI) equation as:

$$\begin{aligned} D^\alpha x_r(t) &= A_r x_r(t) + B_r e(t), \quad e(t) \neq 0, \\ x_r(t^+) &= A_{R_r} x_r(t), \quad e(t) = 0, \\ u_r(t) &= C_r x_r(t), \end{aligned} \quad (1)$$

where $0 < \alpha \leq 1$ is the order of differentiation, $x_r(t) \in \mathbb{R}^{n_r}$ is the reset controller state and $u_r(t) \in \mathbb{R}$ is its output. The operator D^α denotes the generalization of the differential and integral operations whose expression, according to Grünwald–Letnikov definition, is given by (see e.g. [19]):

$$D^\alpha f(t) = \lim_{h \rightarrow 0} \frac{1}{h^\alpha} \sum_{i=0}^{[(t-e)/h]} (-1)^i \binom{\alpha}{i} f(t-ih), \quad (2)$$

where e and t are the lower and upper bounds of the operation, $\alpha \in \mathbb{R}$ is the order and $[\cdot]$ means the integer part. The matrix $A_{R_r} \in \mathbb{R}^{n_r \times n_r}$ identifies that subset of states x_r that are reset (the last \mathcal{R} states) and has the form $A_{R_r} = \begin{bmatrix} I_{n_{\bar{\mathcal{R}}}} & 0 \\ 0 & 0_{n_{\mathcal{R}}} \end{bmatrix}$ with $n_{\bar{\mathcal{R}}} = n_r - n_{\mathcal{R}}$. The linear controller $C(s)$ and plant $P(s)$ have, respectively, state space representations as follows:

$$\begin{aligned} D^\alpha x_c(t) &= A_c x_c(t) + B_c u_r(t), \\ u_c(t) &= C_c x_c(t), \end{aligned} \quad (3)$$

and

$$\begin{aligned} D^\alpha x_p(t) &= A_p x_p(t) + B_p u_c(t), \\ y(t) &= C_p x_p(t), \end{aligned} \quad (4)$$

where $A_p \in \mathbb{R}^{n_p \times n_p}$, $B_p \in \mathbb{R}^{n_p \times 1}$, $C_p \in \mathbb{R}^{1 \times n_p}$, $A_c \in \mathbb{R}^{n_c \times n_c}$, $B_c \in \mathbb{R}^{n_c \times 1}$ and $C_c \in \mathbb{R}^{1 \times n_c}$.

The closed-loop reset control system can be then described by the following FDI:

$$\begin{aligned} D^\alpha x(t) &= A_{cl} x(t) + B_{cl} r, \quad x(t) \notin \mathcal{M} \\ x(t^+) &= A_R x(t), \quad x(t) \in \mathcal{M} \\ y(t) &= C_{cl} x(t) \end{aligned} \quad (5)$$

where $x = \begin{bmatrix} x_p \\ x_c \\ x_r \end{bmatrix}$, $A_{cl} = \begin{bmatrix} A_p & B_p C_c & 0 \\ 0 & A_c & B_c C_r \\ -B_r C_p & 0 & A_r \end{bmatrix}$, $A_R = \begin{bmatrix} I_{n_p} & 0 & 0 \\ 0 & I_{n_c} & 0 \\ 0 & 0 & A_{R_r} \end{bmatrix}$, $C_{cl} = [C_p \ 0 \ 0]$ and $B_{cl} = [0 \ 0 \ B_r]^T$.

The reset surface \mathcal{M} is defined by:

$$\mathcal{M} = \{x \in \mathbb{R}^n : C_{cl} x = 0, (I - A_R)x \neq 0\}, \quad (6)$$

where $n = n_r + n_c + n_p$. In the case of having an integer-order controller or an integer-order system, the state space should be realized as an augmented system as follows [20], [21]. Consider the following integer-order system

$$\begin{aligned} \dot{x}(t) &= Ax(t) + Bu(t) \\ y(t) &= Cx(t) \end{aligned}, \quad (7)$$

where $x \in \mathbb{R}^n$ and $y(t)$ are the state vector and the output of the system. The integer-order state space model can be rewritten in the following augmented fractional-order system:

$$\begin{aligned} D^\alpha \mathcal{X}(t) &= \mathbf{A} \mathcal{X}(t) + \mathbf{B} u(t) \\ y(t) &= \mathbf{C} \mathcal{X}(t) \end{aligned}, \quad (8)$$

$$\begin{aligned} \mathbf{A} &= \begin{bmatrix} 0 & I & 0 & \dots & 0 & 0 \\ 0 & 0 & I & \dots & 0 & 0 \\ \vdots & \vdots & \vdots & \vdots & \vdots & \vdots \\ 0 & 0 & 0 & \dots & 0 & I \\ A & 0 & 0 & \dots & 0 & 0 \end{bmatrix}, \quad \mathbf{B} = \begin{bmatrix} 0 \\ 0 \\ \vdots \\ 0 \\ B \end{bmatrix}, \\ \mathbf{C} &= [C \ 0 \ 0 \ \dots \ 0 \ 0], \end{aligned} \quad (9)$$

where $\mathcal{X} = [x \ x_{a,1} \ \dots \ x_{a,p-1}]^T$ is the vector of augmented states, $p = \frac{1}{\alpha}$, and I is the identity matrix.

III. PROPERTIES OF RESET CONTROLLERS

For a given system its describing function (DF) can be defined calculated by:

$$N(A, \omega) = \frac{2j\omega}{\pi A} \int_0^\pi y(t) e^{-j\omega t} dt. \quad (10)$$

FORE is a simple reset compensator with a first order base compensator given by

$$FORE(s) = \frac{K}{s+b}. \quad (11)$$

Applying (10), its DF can be given by [3], [5]:

$$N(A, \omega)_{FORE} = \frac{K}{b+j\omega} \left(1 + j \frac{2\omega^2 (1 + e^{-b\frac{\pi}{\omega}})}{\pi(b^2 + \omega^2)} \right). \quad (12)$$

Thus, the DF of CI can be obtained by substituting $b = 0$ and $K = 1$ in (12), which yields:

$$N(A, \omega)_{CI} = \frac{4}{\pi\omega} \left(1 - j \frac{\pi}{4} \right), \quad (13)$$

Therefore, it is clear that CI gives a phase lead of almost 52° with respect to a classical integrator (it also increases the gain by a factor of about 1.62). Figure 2 shows this fundamental property of CI and FORE by means of the Nichols chart.

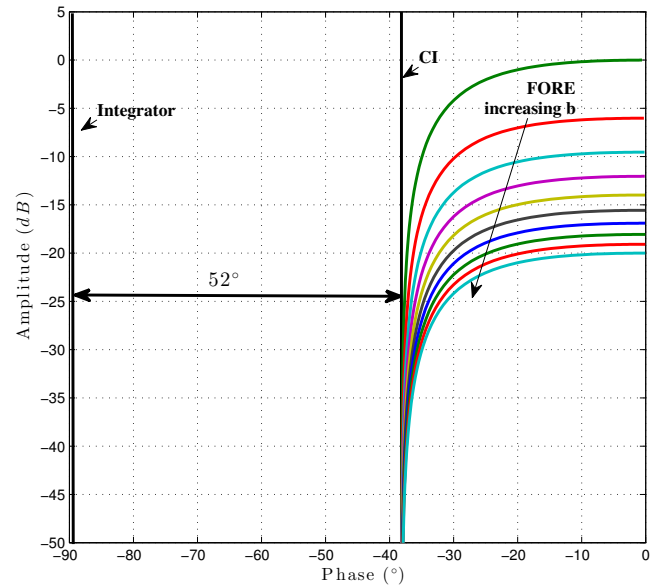


Fig. 2. Nichols chart of FORE and CI with respect to the classical integrator

On the contrary, it has been shown that FCI has a tunable phase lag and its DF can be represented as [15]:

$$N(A, \omega)_{FCI} = \frac{4}{\pi \omega^\alpha} \left(\sin\left(\alpha \frac{\pi}{2}\right) + \frac{\pi}{4} e^{-j\alpha \frac{\pi}{2}} \right), \quad (14)$$

Figure 3 compares the phase difference between both the FCI and the FI in comparison with the integer-order linear integrator (II) for different values of the order α . As observe, the phase lag depends on the value of α for both cases, but is always higher when using the FCI for $\alpha < 1$. In particular, when $\alpha = 1$, the phase difference between the FCI and the II is about 52° (actually, the FCI is the CI) and 0 for the other case. Note that this phase difference can be considered as the phase margin to be added to the system. As an example, CI cannot compensate 60° but this specification can be achieved by an FCI of order $\alpha = 0.5$, namely $FCI^{0.5}$, or by an FI of order $\alpha = 0.26$, i.e., $FI^{0.26}$. As observe, FCI has higher order than the FI which leads the system to have a faster response. Similarly, if one needs to compensate about 52° , it can be possible using CI which causes faster response than an $FI^{0.42}$. Although the FCI and, in some cases, the CI have better performance than the FI, their applicability depends on the system dynamics and the particular application. In the following example all these reset strategies will be compared.

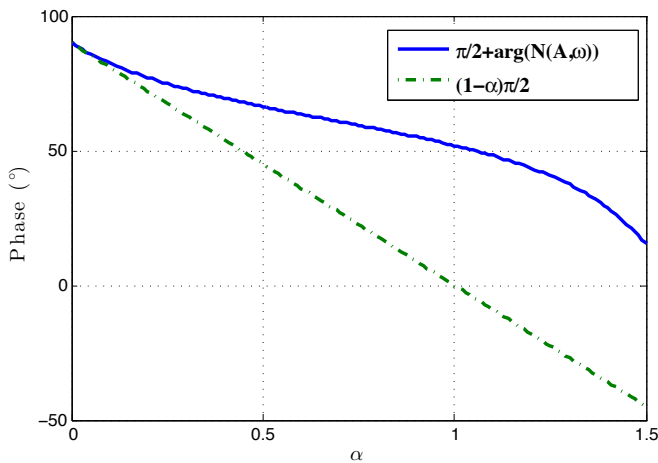


Fig. 3. Phase difference between both the FCI and the FI in comparison with integer-order linear integrator (II). (FCI vs II: $\frac{\pi}{2} + \arg(N(A, \omega)_{FCI})$, FI vs II: $(1 - \alpha)\frac{\pi}{2}$)

Example 1: Comparison of different reset controllers to reduce the overshoot

One of the motivation of using reset control is to reduce the overshoot in a step response. For example, let us consider the same feedback system as in [4] whose transfer function and controller are

$$P(s) = \frac{1}{s^2 + 0.2s}, \quad (15)$$

and

$$C(s) = s + 1, \quad (16)$$

respectively. The system shows an overshoot of 70% and, consequently, the aim is to design the different reset con-

trollers to reduce it, obtaining faster response at the same time. In [4], the authors used a FORE with $b = 1$ and reduced the overshoot to about 40%. Next, this controller is going to be compared with CI, FI and FCI –both fractional controllers of order $\alpha = 0.5$ –.

The simulation results are plotted in Fig. 4. It can be seen that the system response applying CI has an overshoot of 41%, a bit higher than the obtained by FORE but the response is faster. As expected, the system performance when using FI is poor –it corresponds to the worst response–. On the contrary, the best response is obtained by FCI, which is capable of reducing the overshoot to about 19%. It should be also commented that there exist other ways to reduce the overshoot but it may cause the limitation in the response and the aim in this particular example was obtaining faster response lower overshoot at the same time.

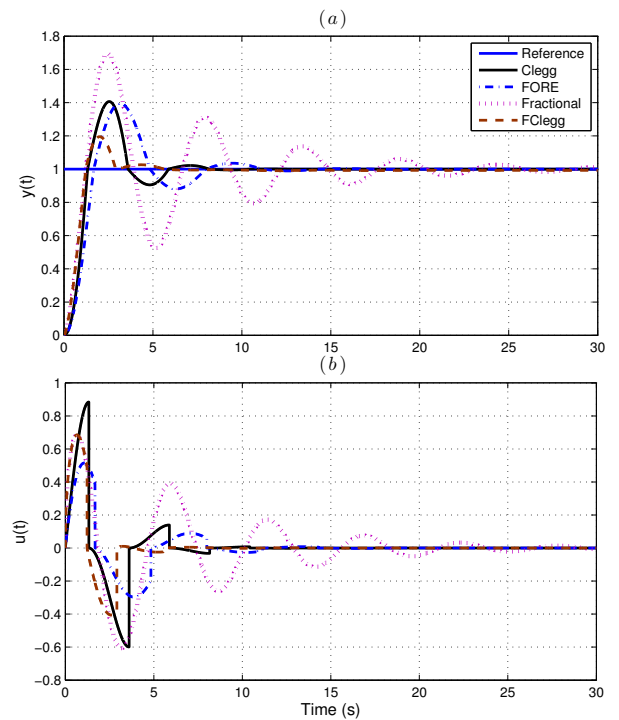


Fig. 4. Responses of system (15) using different reset controllers: (a) Outputs (b) Control efforts

IV. STABILITY OF FRACTIONAL-ORDER RESET CONTROL SYSTEMS

This section concerns stability of fractional-order reset control systems. Firstly, some definitions needed to our main results are given.

A. Preliminaries

Consider a fractional-order linear time invariant (FO-LTI) system as:

$$D^\alpha x(t) = Ax(t), x \in \mathbb{R}^n. \quad (17)$$

In particular, t^{-a} stability will be used to refer to asymptotic stability of fractional-order systems.

Definition 1 (t^{-a} stability [22]): The trajectory $x(t) = 0$ of system (17) is t^{-a} asymptotically stable if the uniform asymptotic stability condition is met and if there is a positive real a such that:

$\forall \|x(t)\|, t \leq t_0 \exists N(x(t), t \leq t_0), t_1(x(t), t \leq t_0)$ such that $\forall t \leq t_0, \|x(t)\| \leq N(t - t_1)^{-a}$.

Theorem 1 ([22]): A fractional-order system given by (17) with order α , $0 < \alpha \leq 1$, is t^{-a} asymptotically stable if and only if there exists a positive definite matrix $P \in \mathbb{R}^n$ such that

$$\left(-(-A)^{\frac{1}{2-\alpha}}\right)^T P + P \left(-(-A)^{\frac{1}{2-\alpha}}\right) \leq 0. \quad (18)$$

Theorem 2 (Lyapunov-like theorem [23]): Consider a closed-loop reset system given by (5). If there exists a Lyapunov-function candidate $V(x)$ such that

$$\dot{V}(x) < 0, x(t) \notin \mathcal{M}, \quad (19)$$

$$\Delta V(x) = V(x(t^+)) - V(x(t)) \leq 0, x(t) \in \mathcal{M}, \quad (20)$$

then there exists a left-continuous function $x(t)$ satisfying (5) for all $t \geq 0$, and the equilibrium point x_e is globally uniformly asymptotically stable.

Definition 2: Reset control system (5) is said to satisfy the H_β -condition if there exists a $\beta \in \mathbb{R}^{n_{\mathcal{R}}}$ and a positive-definite matrix $P_{\mathcal{R}} \in \mathbb{R}^{n_{\mathcal{R}} \times n_{\mathcal{R}}}$ such that

$$H_\beta(s) = [\beta C_p \quad 0_{n_{\mathcal{R}}} \quad P_{\mathcal{R}}] (sI - \mathcal{A})^{-1} \begin{bmatrix} 0 \\ 0_{n_{\mathcal{R}}}^T \\ I_{\mathcal{R}} \end{bmatrix}, \quad (21)$$

where $\mathcal{A} = \left(-(-A_{cl})^{\frac{1}{2-\alpha}}\right)$.

B. Asymptotic Stability

According to [9], [6], [24], an integer-order reset control system of the form of (5) –with $\alpha = 1$ – is asymptotically stable if and only if it satisfies the H_β -condition. The same idea can be used to prove the stability of fractional-order reset systems.

Now, consider $V(z(t)) = z(t)^T \mathcal{P} z(t)$, $\mathcal{P} \in \mathbb{R}^{N \times N}$ as a Lyapunov candidate for the unforced reset system (5) ($r = 0$) where $x = [0, \dots, 0, 1]z(t)$, $z(t) \in \mathbb{R}^{N \times N}$, $\dot{z} = A_f z(t)$, and

$$A_f = \begin{bmatrix} 0 & \dots & 0 & A^{1/\alpha} \\ A^{1/\alpha} & \dots & 0 & 0 \\ & \ddots & & \vdots \\ 0 & & A^{1/\alpha} & 0 \end{bmatrix} \quad (\text{see [22] more details for this transformation}).$$

Then, in accordance with [22], the necessary and sufficient condition to satisfy $\dot{V}(z(t)) < 0$ when $\frac{2}{3} < \alpha \leq 1$ is:

$$\left(A^{\frac{1}{\alpha}}\right)^T P + P \left(A^{\frac{1}{\alpha}}\right) < 0, x(t) \notin \mathcal{M}.$$

where $P(\subset \mathcal{P}) \in \mathbb{R}^{n \times n} > 0$. Likewise, based on results stated in Theorem 1, the necessary and sufficient condition for $0 < \alpha \leq 1$ is

$$\mathcal{A}^T P + P \mathcal{A} < 0, x(t) \notin \mathcal{M}.$$

Transforming the second equation of reset system (5), we have

$$z(t^+) = \begin{bmatrix} I_{N-n} & 0 \\ 0 & A_R \end{bmatrix} z(t), \quad (22)$$

where I_{N-n} is identity matrix with dimension of $N - n$. Thus, $\Delta V(z(t)) < 0$ if

$$V(z(t^+)) - V(z(t)) = z^T(t) \left(\begin{bmatrix} I_{N-n} & 0 \\ 0 & A_R^T \end{bmatrix} \mathcal{P} + \mathcal{P} \begin{bmatrix} I_{N-n} & 0 \\ 0 & A_R \end{bmatrix} \right) z(t) \leq 0. \quad (23)$$

Then, (23) is satisfied if $V(x(t^+)) - V(x(t)) \leq 0$,

$$x^T(t) (A_R^T P A_R - P) x(t) \leq 0, x(t) \in \mathcal{M}.$$

Therefore, Theorem 2 can be reshaped in the following remark.

Remark 1: Choosing $V(z) = z(t)^T \mathcal{P} z(t)$, $\mathcal{P} \in \mathbb{R}^{N \times N}$ as a Lyapunov candidate, and applying Theorem 1, fractional-order reset system (5) is asymptotically stable if and only if:

$$\mathcal{A}^T P + P \mathcal{A} < 0, x(t) \notin \mathcal{M}, \quad (24)$$

$$A_R^T P A_R - P \leq 0, x(t) \in \mathcal{M}. \quad (25)$$

Consider a reset system with constant input and let us define $\mathbf{x}(t) = x(t) - x_e = x(t) + A_{cl}^{-1} B_{cl} r$. Thus, reset system (5) can be rewritten as:

$$\begin{aligned} D^\alpha \mathbf{x}(t) &= A_{cl} \mathbf{x}(t), x(t) \notin \mathcal{M}, x(0) = x_0 \\ \mathbf{x}(t^+) &= A_R (\mathbf{x}(t) + x_e), x(t) \in \mathcal{M} \\ y(t) &= C_{cl} x(t). \end{aligned} \quad (26)$$

Choosing a similar Lyapunov function, i.e., $V(z(t)) = z(t)^T \mathcal{P} z(t)$, $\mathbf{x}(t) = [0, \dots, 0, 1]z(t)$, system (26) is stable if conditions (19) and (20) are satisfied. Comparing (5) and (26), condition (19) is fulfilled if (24) is satisfied, and similarly to the unforced system $\Delta V(z(t)) \leq 0$ if $\Delta V(\mathbf{x}(t)) \leq 0$ (see (22) and (23)). Thus,

$$\begin{aligned} \Delta V(\mathbf{x}(t)) &= V(\mathbf{x}(t^+)) - V(\mathbf{x}(t)) = \\ (\mathbf{x}(t) + x_e)^T A_R^T P A_R (\mathbf{x}(t) + x_e) - \mathbf{x}(t)^T P \mathbf{x}(t) &< 0 \rightarrow \\ \mathbf{x}^T(t) (A_R^T P A_R - P) \mathbf{x}(t) &< -(M = x_e^T A_R^T P A_R x_e) \rightarrow \\ \mathbf{x}(t)^T ((A_R^T P A_R - P) &< 0) \mathbf{x}(t) < 0. \end{aligned}$$

Therefore, Remark 1 will be also applicable to this special case. Define $\tilde{\mathcal{M}} = \{x \in \mathbb{R}^n : C_{cl} x(t) = r\}$, and let Φ be a matrix whose columns span $\tilde{\mathcal{M}}$. Since $\tilde{\mathcal{M}} \subset \mathcal{M}$, (25) is implied by

$$\Phi (A_R^T P A_R - P < 0) \Phi \leq 0. \quad (27)$$

A straightforward computation shows that inequality (27) holds for some positive-definite symmetric matrix P if there exists a $\beta \in \mathbb{R}^{n_{\mathcal{R}}}$ and a positive-definite $P_{\mathcal{R}} \in \mathbb{R}^{n_{\mathcal{R}} \times n_{\mathcal{R}}}$ such that

$$\begin{bmatrix} 0 & 0_{n_{\mathcal{R}}} & I_{\mathcal{R}} \end{bmatrix} P = [\beta C_p \quad 0_{n_{\mathcal{R}}} \quad P_{\mathcal{R}}]. \quad (28)$$

To analyze stability, it suffices to find a positive-definite symmetric matrix P such that (24) and (28) hold. Taking into account Kalman-Yakubovich-Popov (KYP) lemma [25], such P exists if $H_\beta(s)$ in (21) is strictly positive real (SPR) for some β . In addition, in accordance with [26], it is obvious that the $H_\beta(s)$ is SPR if

$$|\arg(H_\beta(j\omega))| < \frac{\pi}{2}, \forall \omega. \quad (29)$$

Therefore, these results can be stated in the following theorem.

Theorem 3: The closed-loop fractional-order reset control system (5) is asymptotically stable if and only if it satisfies the H_β -condition (21) or its phase equivalence (29).

In order to show the applicability of the aforementioned results, two examples are given next.

Example 2: Stability analysis of a fractional-order system controlled by FCI

Let us consider a plant, $P(s) = 1/s$, controlled by an FCI^{0.5} in negative feedback without exogenous inputs. Therefore, the closed-loop system can be represented by in augmented state space form as follows (see [21])

$$D^{0.5}x_p(t) = \begin{bmatrix} 0 & 1 \\ 0 & 0 \end{bmatrix} x_p(t).$$

If the state vector is $x(t) = (x_p(t), x_r(t))^T$ with $x_p(t) = (x_{p1}(t), x_{p2}(t))^T$ being the plant state and $x_r(t)$, the (reset) controller state, then it results in a reset system like that in (5) with

$$A_{cl} = \begin{bmatrix} 0 & 1 & 0 \\ 0 & 0 & 1 \\ -1 & 0 & 0 \end{bmatrix}, A_R = \begin{bmatrix} 1 & 0 & 0 \\ 0 & 1 & 0 \\ 0 & 0 & 0 \end{bmatrix}, C_{cl} = [1 \ 0 \ 0].$$

In addition, from (21), H_β is simply given by (for this case $n_{\mathcal{R}} = 1$ and then $P_{\mathcal{R}} = 1$ without loss of generality):

$$H_\beta(s) = [\beta \ 0 \ 1] \begin{bmatrix} s+0.45 & -0.84 & -0.29 \\ 0.29 & s+0.45 & -0.84 \\ 0.84 & 0.29 & s+0.45 \end{bmatrix}^{-1} \begin{bmatrix} 0 \\ 0 \\ 1 \end{bmatrix} \\ = \frac{(s^2 + 0.9s + 0.45) + \beta(0.29s + 0.84)}{s^3 + 1.35s^2 + 1.35s + 1}.$$

Finally, $Re(H_\beta(j\omega)) > 0, \forall \omega > 0$ for $-0.53 \leq \beta \leq 0.79$, which means that the system is SPR. The phase equivalence of (IV-B) is shown in Fig. 5. As observe, $|\arg(H_\beta(j\omega))| < \frac{\pi}{2}$ for all finite $\omega > 0$ and $\beta = 0.3$, which proves the stability of fractional-order reset system studied in this example.

Example 3: Stability analysis of Example 1

Let us go back to Example 1 and analyze the stability of the system when applying FORE, CI and FCI. For FORE controller, the integer-order closed-loop system can be given

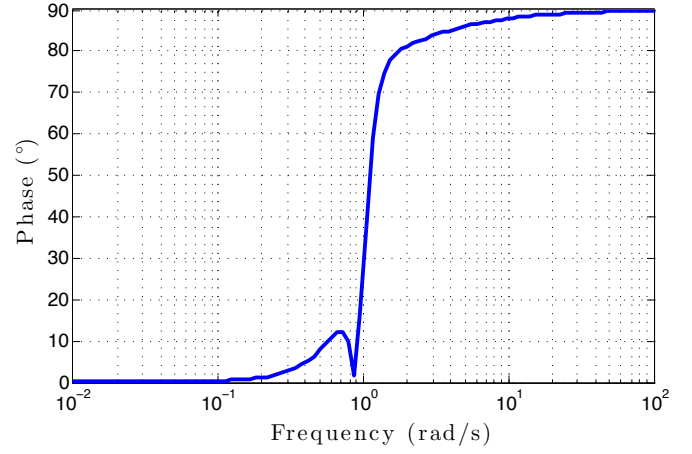


Fig. 5. Phase equivalence of H_β (IV-B) in Example 2

by:

$$\begin{cases} \dot{x} = A_{cl}x = \begin{bmatrix} 0 & 1 & 0 \\ 0 & -0.2 & 1 \\ -1 & -1 & -b \end{bmatrix} x(t) \\ x(t^+) = A_R x = \begin{bmatrix} 1 & 0 & 0 \\ 0 & 1 & 0 \\ 0 & 0 & 0 \end{bmatrix} x(t) \\ y = C_{cl}x = [1 \ 1 \ 0] x(t) \end{cases}$$

where $x(t) = [x_{p1}(t), x_{p2}(t), x_r(t)]^T$. And, the closed-loop system using FCI can be stated as

$$\begin{cases} D^{0.5} \mathcal{X}(t) = \mathbf{A}_{cl} \mathcal{X}(t) = \begin{bmatrix} 0 & 1 & 0 & 0 & 0 \\ 0 & 0 & 1 & 0 & 0 \\ 0 & 0 & 0 & 1 & 0 \\ 0 & 0 & -0.2 & 0 & 1 \\ -1 & 0 & -1 & 0 & 0 \end{bmatrix} \mathcal{X}(t) \\ \mathcal{X}(t^+) = \mathbf{A}_R \mathcal{X}(t) = \begin{bmatrix} I_4 & 0_{4,1} \\ 0_{1,4} & 0 \end{bmatrix} \mathcal{X}(t) \\ y = \mathbf{C}_{cl} \mathcal{X}(t) = [1 \ 0 \ 1 \ 0 \ 0] \mathcal{X}(t) \end{cases}$$

where $\mathcal{X}(t) = [x_{p1}(t), \dots, x_{p4}(t), x_r(t)]^T$, $x_{p1}(t) = x_{p1}(t)$, $x_{p3}(t) = x_{p2}(t)$. According to condition (21), H_β corresponding to FORE and FCI are simply given by (for both case FORE and FCI $n_{\mathcal{R}} = 1$ and then $P_{\mathcal{R}} = 1$):

$$H_\beta^{FORE}(s) = [\beta \ 0 \ 1] (sI - A_{cl})^{-1} \begin{bmatrix} 0 \\ 0 \\ 1 \end{bmatrix} = \frac{s^2 + 0.2s + 0.8\beta}{s^3 + (b+0.2)s^2 + (1+0.2b)s + 1}, \quad (30)$$

and

$$H_\beta^{FCI}(s) = [\beta \ 0 \ \beta \ 0 \ 1] \left(sI - \left(-(-A_{cl})^{\frac{2}{3}} \right) \right)^{-1} \begin{bmatrix} 0 \\ 0 \\ 0 \\ 0 \\ 1 \end{bmatrix}. \quad (31)$$

Therefore, using Theorem 3, the closed-loop systems controlled by FORE and FCI are asymptotically stable if $H_{\beta}^{FORE}(s)$ and $H_{\beta}^{FCI}(s)$ are SPR. Substituting $b = 1$ in (30), the FORE reset system is asymptotically stable for all $0.42 < \beta \leq 1.46$. With respect to CI (similarly to FORE with $b = 0$), stability cannot be guaranteed with this theorem. And applying FCI, it can be easily stated that the system is asymptotically stable for $\beta \leq 0.62$. In addition, the phase equivalences corresponding to (30) and (31) are shown in Fig. 6 for $\beta = 0.5$ and $b = 1$. It can be seen that both phases verifies condition (29), which has concordance with the theoretical results.

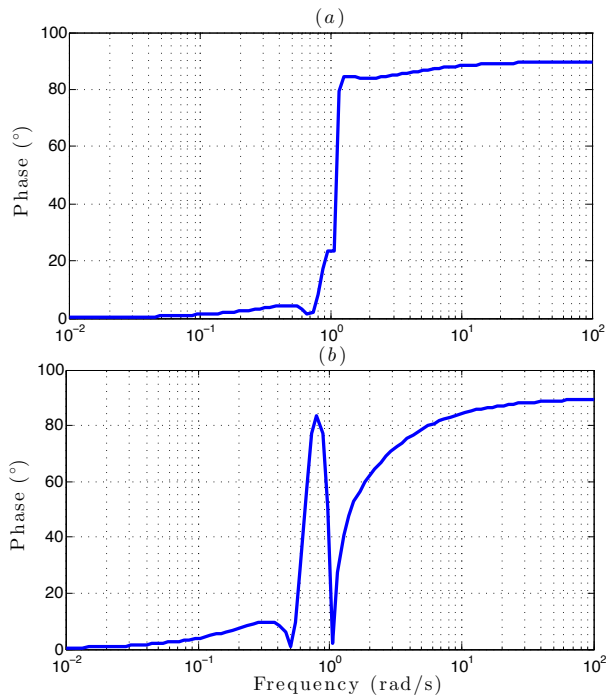


Fig. 6. Phase equivalence of H_{β} in Example 3: (a) Applying FCI (b) Applying FORE

V. CONCLUSIONS

In this paper, some traditional reset control strategies were compared with the fractional-order Clegg integrator (FCI). It has been demonstrated that the FCI has better performance in compensating the lead phase. Likewise, it has been shown that FCI may be capable of reducing the overshoot in a proper and better way. Lyapunov stability has been generalized for fractional-order reset systems, presenting its phase equivalence in the frequency domain. The results have shown the applicability of the proposed method to prove the stability of such fractional-order systems.

The application and stability analysis of fractional-order FORE with the base transfer function $F_rFORE(s) = \frac{K}{s^{\alpha} + b}$ will be studied as future works.

REFERENCES

[1] J. Clegg, "A nonlinear integrator for servomechanism," *AIEE Transactions Part II, Application and Industry*, vol. 77, pp. 41–42, 1958.

[2] K. Krishnan and I. Horowitz, "Synthesis of a nonlinear feedback system with significant plant-ignorance for prescribed system tolerances," *International Journal of Control*, vol. 19, no. 4, pp. 689–706, 1974.

[3] I. Horowitz and P. Rosenbaum, "Nonlinear design for cost of feedback reduction in systems with large parameter uncertainty," *International Journal of Control*, vol. 21, no. 6, pp. 977–1001, 1975.

[4] C. Hollot, O. Beker, Y. Chait, and Q. Chen, "On establishing classic performance measures for reset control systems," *Perspectives in robust control*, pp. 123–147, 2001.

[5] A. Baños and A. Barreiro, *Reset Control Systems*. Springer Verlag, 2011.

[6] O. Beker, C. Hollot, Y. Chait, and H. Han, "Fundamental properties of reset control systems," *Automatica*, vol. 40, no. 6, pp. 905–915, 2004.

[7] J. Zheng, Y. Guo, M. Fu, Y. Wang, and L. Xie, "Improved reset control design for a PZT positioning stage," in *Proceedings of the IEEE International Conference on Control Applications*, 2007, pp. 1272–1277.

[8] H. Hu, Y. Zheng, Y. Chait, and C. Hollot, "On the zero-input stability of control systems with clegg integrators," in *Proceedings of the American Control Conference*, vol. 1. IEEE, 1997, pp. 408–410.

[9] O. Beker, C. Hollot, Q. Chen, and Y. Chait, "Stability of a reset control system under constant inputs," in *Proceedings of the American Control Conference*, vol. 5. IEEE, 1999, pp. 3044–3045.

[10] Q. Chen, "Reset control systems: Stability, performance and application," Ph.D. dissertation, University of Massachusetts Amherst, 2000.

[11] Y. Zheng, Y. Chait, C. Hollot, M. Steinbuch, and M. Norg, "Experimental demonstration of reset control design," *Control Engineering Practice*, vol. 8, no. 2, pp. 113–120, 2000.

[12] Q. Chen, Y. Chait, and C. Hollot, "Analysis of reset control systems consisting of a fore and second-order loop," *ASME Journal of Dynamic Systems, Measurements, and Control*, vol. 123, pp. 279–283, 2001.

[13] A. Oustaloup, *La dérivation non entière: théorie, synthèse et applications*. Hermes, 1995.

[14] S. Manabe, "The non-integer integral and its application to control systems," *Journal of Institute of Electrical Engineers of Japan*, vol. 80, no. 860, pp. 589–597, 1960.

[15] B. M. Vinagre, C. A. Monje, and I. Tejado, "Reset and fractional integrators in control applications," in *Proceedings of the International Carpathian Control Conference, Strbske Pleso (Slovak Republic)*, 2007, pp. 754–757.

[16] C. A. Monje, Y. Q. Chen, B. M. Vinagre, D. Xue, and V. Feliu, *Fractional-order Systems and Controls. Fundamentals and Applications*. Springer, 2010.

[17] D. Valério and J. Sá da Costa, "Fractional reset control," *Signal, Image and Video Processing*, pp. 1–7, 2012.

[18] Y. Luo, Y. Q. Chen, Y. Pi, C. A. Monje, and B. M. Vinagre, "Optimized fractional order conditional integrator," *Journal of Process Control*, vol. 21, no. 6, pp. 960–966, 2011.

[19] I. Podlubny, *Fractional Differential Equations. An Introduction to Fractional Derivatives, Fractional Differential Equations, Some Methods of Their Solution and Some of Their Applications*. Academic Press, San Diego - New York - London, 1999.

[20] D. Sierociuk and B. M. Vinagre, "State and output feedback fractional control by system augmentation," in *Proceedings of the 4th IFAC Workshop on Fractional Differentiation and Its Applications (FDA'10)*, 2010.

[21] S. H. HosseinNia, D. Sierociuk, A. J. Calderon, and B. M. Vinagre, "Augmented system approach for fractional order smc of a DC-DC Buck converter," in *Proceedings of the 4th IFAC Workshop on Fractional Differentiation and Its Applications*, 2010.

[22] M. Moze, J. Sabatier, and A. Oustaloup, "LMI characterization of fractional systems stability," *Advances in Fractional Calculus*, pp. 419–434, 2007.

[23] R. Goebel, R. Sanfelice, and A. Teel, "Hybrid dynamical systems," *Control Systems Magazine, IEEE*, vol. 29, no. 2, pp. 28–93, 2009.

[24] Q. Chen, C. Hollot, and Y. Chait, "Stability and asymptotic performance analysis of a class of reset control systems," in *Proceedings of the 39th IEEE Conference on Decision and Control*, vol. 1. IEEE, 2000, pp. 251–256.

[25] J.-J. E. Slotine, W. Li *et al.*, *Applied nonlinear control*. Prentice-Hall Englewood Cliffs, NJ, 1991, vol. 199.

[26] P. Ioannou and G. Tao, "Frequency domain conditions for strictly positive real functions," *IEEE Transactions on Automatic Control*, vol. 32, no. 1, pp. 53–54, 1987.