

Polynomial Chaotic Inflation in the Planck Era

Kazunori Nakayama^{a,c}, Fuminobu Takahashi^{b,c} and Tsutomu T. Yanagida^c

^a*Department of Physics, University of Tokyo, Tokyo 113-0033, Japan*

^b*Department of Physics, Tohoku University, Sendai 980-8578, Japan*

^c*Kavli IPMU, TODIAS, University of Tokyo, Kashiwa 277-8583, Japan*

We propose a chaotic inflation model in supergravity based on polynomial interactions of the inflaton. Specifically we study the chaotic inflation model with quadratic, cubic and quartic couplings in the scalar potential and show that the predicted scalar spectral index and tensor-to-scalar ratio can lie within the 1σ region allowed by the Planck results.

There is overwhelming observational evidence for inflation in the early Universe [1]. Not only does the inflation provide beautiful explanations for the observed homogeneity and isotropy of the Universe, but it also predicts tiny density fluctuations with distinct properties; namely, they are nearly scale-invariant and Gaussian. Both properties have been confirmed with unprecedented accuracy by the Planck satellite [2]. The last missing piece toward the observational confirmation of the inflation theory will be detection of the primordial gravitational waves generated during inflation. Although the strength of the gravitational waves depends on inflation models, a simple class of models, called chaotic inflation [3], predicts gravitational waves with a large amplitude within the reach of the Planck satellite and future CMB observation experiments.

The recent Planck observations have tightly constrained possible inflation models [2]. Specifically, a chaotic inflation model based on a quartic potential is highly disfavored by the observation, and that based on a quadratic potential is marginally consistent with the observation at 2σ level. Those with a linear or fractional power potential lie outside 1σ but within 2σ allowed region. When combined with the polarization data, the Planck data will be able to discover or put even severe constraints on those inflation models.

The inflaton field slowly rolls down to the minimum of its potential during inflation, and it travels more than the Planck scale in the chaotic inflation. In order to control the inflaton dynamics over such large variation, it is worthwhile to build a successful chaotic inflation model in a framework of supergravity or superstring theory. In this letter we extend the chaotic inflation model in supergravity proposed by Kawasaki, Yamaguchi, and one of the present authors (Yanagida) [4], by allowing higher order interactions of the inflaton in the superpotential.

We start with the following Kähler and super-

potentials,^a

$$K = c_1(\phi + \phi^\dagger) + \frac{1}{2}(\phi + \phi^\dagger)^2 + |X|^2 + \dots, \quad (1)$$

$$W = X(d_0 + d_1\phi + d_2\phi^2 + d_3\phi^3 + \dots), \quad (2)$$

where ϕ and X are chiral superfields, and c_1 , and d_i are real and complex numerical coefficients, and the dots represent higher-order interactions. In the following, the first term in the superpotential, d_0 , is taken to be zero by an appropriate shift of ϕ . Here and in what follows we adopt the Planck unit where $M_P \simeq 2.4 \times 10^{18}$ GeV is set to be unity. The Kähler potential respects a shift symmetry $\phi \rightarrow \phi + iC$ with a real constant C . Thanks to the shift symmetry, the imaginary component of ϕ , $\varphi \equiv \text{Im}[\sqrt{2}\phi]$, does not appear in the Kähler potential, which enables us to identify φ with the inflaton. The real component, $\sigma \equiv \text{Re}[\sqrt{2}\phi]$, on the other hand, receives supergravity corrections and cannot go beyond the Planck scale. We also assume that X and ϕ have an R -charge $+2$ and 0 , respectively. The superpotential terms involving ϕ explicitly break the shift symmetry, and hence $|d_1|, |d_2|, \dots$ are much smaller than unity, and can be viewed as the order parameters of the shift symmetry breaking.

In our analysis we focus on the d_1 and d_2 terms in the superpotential, and drop the higher-order terms, assuming they are sufficiently suppressed.^b Let us define $m \equiv |d_1|$, $\lambda \equiv |d_2|$ and $\theta \equiv \arg[d_1^* d_2]$ for later use. For the moment we take $c_1 = 0$, and the effect of non-zero c_1 will be discussed later.

Substituting (1) and (2) into the general expression for the scalar potential in supergravity

$$V = e^K \left[K^{i\bar{j}} (D_i W)(D_{\bar{j}} \bar{W}) - 3|W|^2 \right], \quad (3)$$

^a This type of generalization was considered in Refs. [5, 6]. In Ref. [5], it was pointed out that the form of the superpotential, $W = X\phi^n$, leads to a chaotic inflation based on φ^{2n} potential. General inflation models based on $W = Xf(\phi)$ were studied in Refs. [6, 7]. See Refs. [8–10] for the realization of inflation models based on a linear or fractional power potential in supergravity and also Refs. [11–13] in string theory.

^b This will be the case if the effective cut-off scale in the superpotential is more than one order of magnitude larger than the Planck scale.

we find

$$V \simeq \frac{1}{2}\varphi^2 \left(m^2 - \sqrt{2}m\lambda \sin\theta \varphi + \frac{\lambda^2}{2}\varphi^2 \right). \quad (4)$$

Here we have assumed that both σ and X are stabilized at $|\sigma| \ll 1$ and $\langle X \rangle \sim 0$ due to the higher order terms in the Kähler potential (1). Note that $\langle W \rangle$ is suppressed due to $\langle X \rangle \sim 0$, which enables the inflation for $\varphi \gg 1$. The schematic picture of the scalar potential is shown in Fig. 1 for a few different values of θ . The quadratic chaotic inflation model is reproduced in the limit of $\lambda \rightarrow 0$. For $\sin\theta > 0$, the second term in (4) gives a negative contribution to the scalar potential, making the potential flatter or negatively curved at large φ . It is worth stressing that a variety of the inflation models can be realized simply by taking the d_1 and d_2 terms in (2) with a different relative phase. Note that this is effectively a single-field inflation, since the other degrees of freedom can be safely stabilized during inflation.

Before proceeding further, let us mention the works in the past. In Ref. [14], the inflation model based on the scalar potential equivalent to (4) was studied in a non-supersymmetric framework, where the inflaton is a real scalar field. Recently, the model was revisited and its global supersymmetric extension was proposed in Ref. [15], where it was shown that the predicted spectral index and the tensor-to-scalar ratio can be consistent with the Planck data for $\theta \approx \pi/2$. However, the inflaton is a complex scalar field and it is not clear how to stabilize the inflationary trajectory for $\theta \neq \pi/2$. We also note that, in supergravity, the large expectation of their $\langle W \rangle$ would lead to a negative scalar potential for the inflaton field value greater than the Planck scale, spoiling the inflation. This is known as one of the difficulties to implement chaotic inflation in supergravity with a single superfield. The latter problem can be avoided in the no-scale supergravity [16–18].

Now let us continue with our discussion of the inflation model (4). The global shape of the potential depends on the relative phase θ as shown in Fig. 1. In a case of $\theta = \pi/2$, there appear one local maximum at $\varphi = m/(\sqrt{2}\lambda) \equiv \varphi_t$ and two degenerate minima at $\varphi = 0$ and $2\varphi_t$.^c For smaller values of θ , the minimum at $\varphi \neq 0$ is lifted. As long as there are such local minimum and maximum, the initial value of the inflaton field should be below the local maximum since otherwise the inflaton would be trapped in the false vacuum. The false vacuum disappears for $|\sin\theta| < 2\sqrt{2}/3$. In this case successful chaotic inflation takes place for an arbitrary large initial field value [3]. Interestingly, if the relative phase θ marginally satisfies

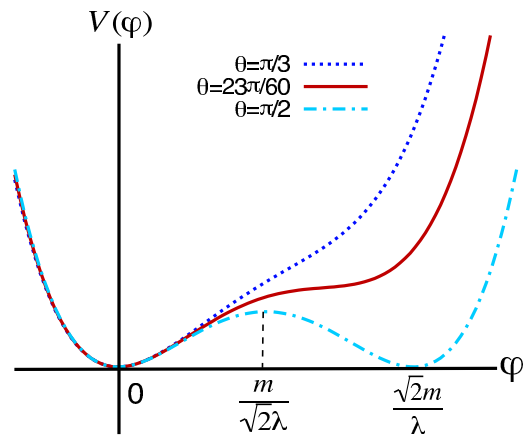


FIG. 1: The schematic picture of the scalar potential (4).

the inequality, there appears a flat plateau at around $\varphi = \varphi_t$. As we shall see shortly, the predicted spectral index as well as the tensor-to-scalar ratio are then significantly modified and they can lie within the 1σ allowed region.

The chaotic inflation with quadratic potential, $V = m^2\varphi^2/2$, is reproduced in the limit $\varphi_t \gg \mathcal{O}(10)$. As mentioned before, the model is at odds with the recent Planck result at the 2σ level. An interesting situation appears when $\varphi_t \sim \mathcal{O}(10)$. In this case, the last 50 or 60 e-foldings of the inflation occurs around $\varphi \sim \varphi_t$ where the potential is flatter due to the contribution from the φ^3 and φ^4 terms. As a result, the inflation energy scale can be significantly lowered compared with the quadratic chaotic inflation model, when the Planck normalization of the density perturbations is imposed. Thus it will be able to relax the tension between the prediction of the chaotic inflation model and observations.

We have numerically solved the equation of motion of φ with the scalar potential (4) and calculated the scalar spectral index, $n_s = 1 - 6\epsilon + 2\eta$, and the tensor-to-scalar ratio, $r = 16\epsilon$, where $2\epsilon = (V'/V)^2$ and $\eta = V''/V$ evaluated at $\varphi = \varphi(N_e)$ [21]. Here $\varphi(N_e)$ is calculated from

$$N_e = \int_{\varphi_{\text{end}}}^{\varphi(N_e)} \frac{V}{V'} d\varphi, \quad (5)$$

where φ_{end} denotes the field value at the end of inflation, at which $\max[\epsilon, |\eta|] = 1$. The results are shown in the top panel of Fig. 2 $N_e = 60$ (red, solid) and 50 (red, dashed) together with observational constraints from the Planck satellite [2]. Here we have taken $\theta = 23\pi/60$, which marginally satisfies the condition for the disappearance of the false vacuum leading to a flat plateau in the inflaton potential. In the bottom panel of Fig. 2, results for various values of θ are shown for $N_e = 60$. We can clearly see that almost entire region allowed by the Planck data can be covered by our model, and importantly, the predicted value of r is testable in future/on-going B-mode

^c In the case of $\theta = \pi/2$, the inflaton dynamics is equivalent to that in the spontaneous symmetry breaking model first considered in [19]. See also Ref. [20].

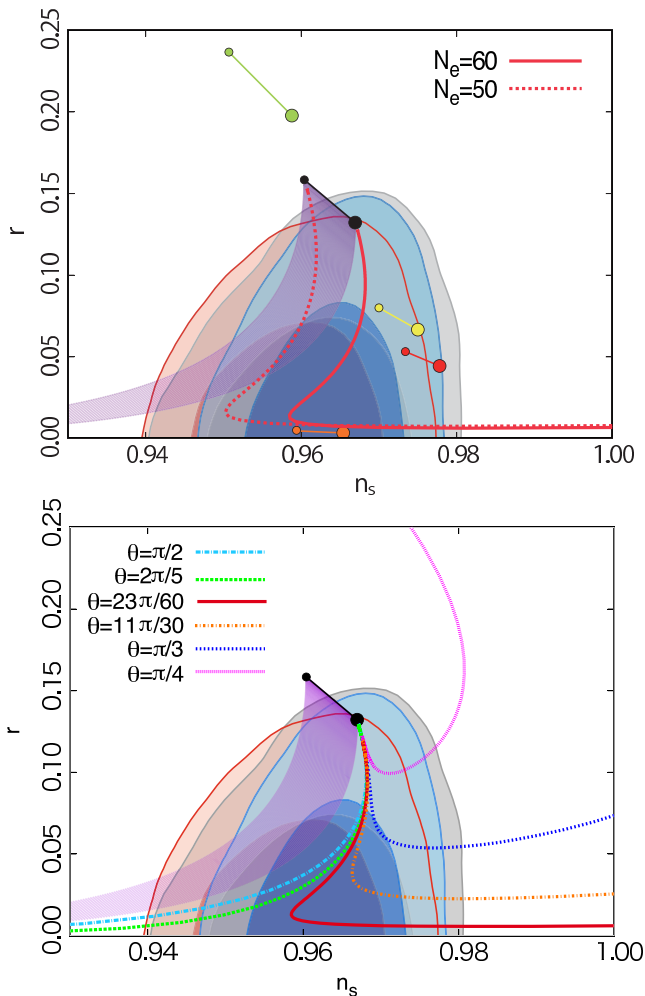


FIG. 2: (Top) The prediction of polynomial chaotic inflation model is shown in (n_s, r) plane for $N_e = 60$ (red, solid) and 50 (red, dashed). In this plot we have taken $\theta = 23\pi/60$. Also shown are observational 1σ (dark) and 2σ (light) constraints from the Planck satellite [2]: Planck + WMAP polarization (gray), Planck + WMAP polarization + high- ℓ CMB measurement (red), Planck + WMAP polarization + baryon acoustic oscillation (blue). Filled circles connected by line segments show the predictions from chaotic inflation with $V \propto \varphi^3$ (green), φ^2 (black), φ (yellow), $\varphi^{2/3}$ (red) and R^2 inflation (orange), for $N_e = 50$ (small circle)–60 (big circle). Purple band shows the prediction of natural inflation [2]. (Bottom) Same as top panel, but for various values of θ . Here we have taken $N_e = 60$.

polarization search experiments. Note that the predicted (n_s, r) lies within the 1σ region for $\theta = \pi/3 \sim \pi/2$. In the following we take $\theta = 23\pi/60$ unless otherwise stated. In Fig. 3, the scalar spectral index as a function of φ_t is shown. It is seen that in the large φ_t limit, the prediction approaches to that of the chaotic inflation with quadratic potential, as expected. By choosing $\varphi_t = O(10)$, the predicted n_s and r can lie within the 1σ region allowed by the Planck data. In particular, the predicted r is testable in

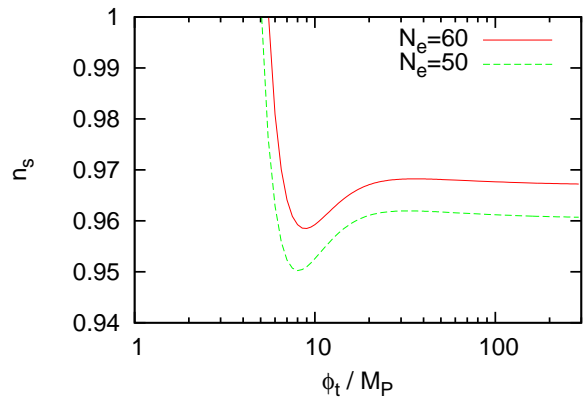


FIG. 3: The scalar spectral index as a function of φ_t/M_P for $\theta = 23\pi/60$.

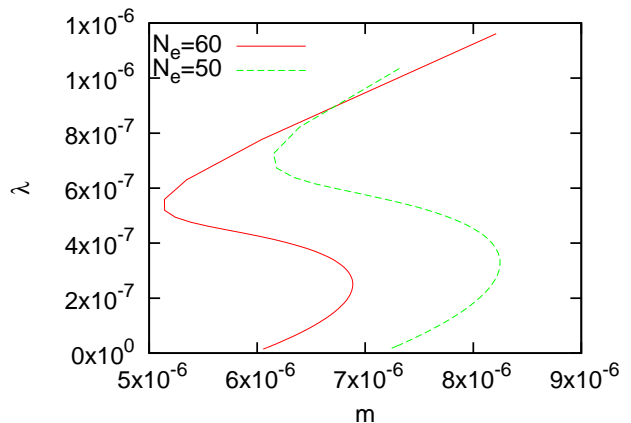


FIG. 4: The parameters λ and m (in Planck unit) which reproduce the Planck normalization of the CMB anisotropy for $\theta = 23\pi/60$.

future/on-going B-mode polarization search experiments.

While the predicted n_s and r depends only on m/λ , the Planck normalization of the CMB anisotropy fixes a relation between m and λ . We have confirmed that they are approximately given by $m \simeq (1-2) \times 10^{13}$ GeV and $\lambda \lesssim 5 \times 10^{-7}$ for the spectral index allowed by the Planck data as shown in Fig. 4. In terms of d_1 and d_2 , they are roughly related to each other as $|d_2| = O(0.01)|d_1|$ for the parameters of our interest.

The reheating can be induced by introducing the following coupling to the Higgs doublets in the superpotential:

$$W \supset \kappa X H_u H_d, \quad (6)$$

with a numerical constant κ . This allows the $\phi(X)$ decay into the Higgs boson and higgsino pair. Note here that ϕ and X are maximally mixed with each other to form

the mass eigenstate around the vacuum. The reheating temperature is estimated as

$$T_R \sim 4 \times 10^9 \text{ GeV} \left(\frac{\kappa}{10^{-5}} \right) \left(\frac{m}{10^{13} \text{ GeV}} \right)^{1/2}. \quad (7)$$

Therefore, thermal leptogenesis [22] works, and the Wino LSP produced by the decay of thermally produced gravitinos can account for the observed dark matter abundance in a heavy gravitino scenario.

Finally we mention the gravitino production from the inflaton decay [23–26]. Assuming that the dominant channel of the gravitino production is that through the inflaton decay into the hidden hadrons [25], the gravitino abundance is given by

$$\frac{n_{3/2}}{s} \simeq 9 \times 10^{-14} \left(\frac{10^9 \text{ GeV}}{T_R} \right) \left(\frac{\langle \phi \rangle}{10^{15} \text{ GeV}} \right)^2 \left(\frac{m}{10^{13} \text{ GeV}} \right)^2, \quad (8)$$

where $n_{3/2}$ and s are the gravitino number density and the entropy density, respectively. Thus the gravitino abundance crucially depends on the VEV of the inflaton, and its impact on cosmology depends on the gravitino mass. In general, c_1 in (1) is non-zero and then the VEV is effectively given by $\langle \phi \rangle \sim c_1$. To be concrete, we assume a heavy gravitino, $m_{3/2} = O(10 - 100) \text{ TeV}$. Then we need $c_1 \lesssim 10^{-3}$ to avoid the overproduction of the LSPs produced by the gravitino decay. Alternatively, if the R -parity is violated by a small amount, the LSPs thus produced soon disappear before the big-bang nucleosynthesis begins. There is no cosmological gravitino problem in such a case.^d

In summary, we have proposed a polynomial chaotic inflation model defined in (1) and (2). Focusing on the d_1 and d_2 terms in the superpotential, we have shown that it is possible to realize a wide variety of inflation models due to the different relative phase θ . Importantly, the inflation dynamics is described by single-field inflation, since the other degrees of freedom can be safely stabilized. We studied the inflaton dynamics for various values of θ , and showed that the predicted spectral index and tensor-to-scalar ratio can lie within the 1σ region allowed by the Planck results for $\pi/3 \lesssim \theta \lesssim \pi/2$. Interestingly, the tensor-to-scalar ratio is relatively large, and will be testable in future/on-going B-mode polarization searches.

Acknowledgments

We are grateful to Andrei Linde for letting us know about Ref. [14] and his works [19, 20]. TTY thanks

John Ellis for useful communication. This work was supported by the Grant-in-Aid for Scientific Research on Innovative Areas (No. 21111006 [KN and FT], No.23104008 [FT], No.24111702 [FT]), Scientific Research (A) (No. 22244030 [KN and FT], 21244033 [FT], 22244021 [TTY]), and JSPS Grant-in-Aid for Young Scientists (B) (No.24740135) [FT]. This work was also supported by World Premier International Center Initiative (WPI Program), MEXT, Japan.

-
- [1] A. H. Guth, Phys. Rev. D **23**, 347 (1981); A. A. Starobinsky, Phys. Lett. B **91**, 99 (1980); K. Sato, Mon. Not. Roy. Astron. Soc. **195**, 467 (1981).
 - [2] P. A. R. Ade *et al.* [Planck Collaboration], arXiv:1303.5082 [astro-ph.CO].
 - [3] A. D. Linde, Phys. Lett. B **129**, 177 (1983).
 - [4] M. Kawasaki, M. Yamaguchi, T. Yanagida, Phys. Rev. Lett. **85**, 3572 (2000) [hep-ph/0004243].
 - [5] M. Kawasaki, M. Yamaguchi, T. Yanagida, Phys. Rev. D **63**, 103514 (2001) [hep-ph/0011104].
 - [6] R. Kallosh, A. Linde, JCAP **1011**, 011 (2010) [arXiv:1008.3375 [hep-th]].
 - [7] R. Kallosh, A. Linde, T. Rube, Phys. Rev. D **83**, 043507 (2011) [arXiv:1011.5945 [hep-th]].
 - [8] F. Takahashi, Phys. Lett. B **693**, 140 (2010) [arXiv:1006.2801 [hep-ph]].
 - [9] K. Nakayama, F. Takahashi, JCAP **1011**, 009 (2010) [arXiv:1008.2956 [hep-ph]]; JCAP **1102**, 010 (2011) [arXiv:1008.4457 [hep-ph]]; JCAP **1011**, 039 (2010) [arXiv:1009.3399 [hep-ph]].
 - [10] K. Harigaya, M. Ibe, K. Schmitz, T. T. Yanagida, arXiv:1211.6241 [hep-ph].
 - [11] E. Silverstein, A. Westphal, Phys. Rev. D **78**, 106003 (2008) [arXiv:0803.3085 [hep-th]].
 - [12] L. McAllister, E. Silverstein, A. Westphal, Phys. Rev. D **82**, 046003 (2010) [arXiv:0808.0706 [hep-th]].
 - [13] H. Peiris, R. Easther, R. Flauger, arXiv:1303.2616 [astro-ph.CO].
 - [14] C. Destri, H. J. de Vega, N. G. Sanchez, Phys. Rev. D **77**, 043509 (2008) [astro-ph/0703417].
 - [15] D. Croon, J. Ellis, N. E. Mavromatos, arXiv:1303.6253 [astro-ph.CO].
 - [16] E. Cremmer, S. Ferrara, C. Kounnas and D. V. Nanopoulos, Phys. Lett. B **133**, 61 (1983).
 - [17] J. R. Ellis, A. B. Lahanas, D. V. Nanopoulos and K. Tamvakis, Phys. Lett. B **134**, 429 (1984); J. R. Ellis, C. Kounnas and D. V. Nanopoulos, Nucl. Phys. B **247**, 373 (1984); J. R. Ellis, C. Kounnas and D. V. Nanopoulos, Nucl. Phys. B **241**, 406 (1984).
 - [18] H. Murayama, H. Suzuki, T. Yanagida, J. 'i. Yokoyama, Phys. Rev. D **50**, 2356 (1994) [hep-ph/9311326].
 - [19] A. D. Linde, Pisma Zh. Eksp. Teor. Fiz. **37**, 606 (1983) [JETP Lett. **37**, 724 (1983)]; Phys. Lett. B **132**, 317 (1983).
 - [20] R. Kallosh, A. D. Linde, JCAP **0704**, 017 (2007) [arXiv:0704.0647 [hep-th]].
 - [21] A. R. Liddle and D. H. Lyth, ‘‘Cosmological inflation and large scale structure,’’ Cambridge, UK: Univ. Pr. (2000).
 - [22] M. Fukugita, T. Yanagida, Phys. Lett. B **174**, 45 (1986).

^d See also Ref. [27] to suppress the gravitino overproduction from the inflaton decay.

- [23] M. Kawasaki, F. Takahashi and T. T. Yanagida, Phys. Lett. B **638**, 8 (2006) [hep-ph/0603265]; Phys. Rev. D **74**, 043519 (2006) [hep-ph/0605297]; T. Asaka, S. Nakamura and M. Yamaguchi, Phys. Rev. D **74**, 023520 (2006) [hep-ph/0604132]; M. Dine, R. Kitano, A. Morisse and Y. Shirman, Phys. Rev. D **73**, 123518 (2006) [hep-ph/0604140]; M. Endo, K. Hamaguchi and F. Takahashi, Phys. Rev. D **74**, 023531 (2006) [hep-ph/0605091].
- [24] M. Endo, M. Kawasaki, F. Takahashi, T. T. Yanagida, Phys. Lett. B **642**, 518 (2006) [hep-ph/0607170].
- [25] M. Endo, F. Takahashi and T. T. Yanagida, Phys. Lett. B **658**, 236 (2008) [hep-ph/0701042].
- [26] M. Endo, F. Takahashi and T. T. Yanagida, Phys. Rev. D **76**, 083509 (2007) [arXiv:0706.0986 [hep-ph]].
- [27] K. Nakayama, F. Takahashi and T. T. Yanagida, Phys. Lett. B **718**, 526 (2012) [arXiv:1209.2583 [hep-ph]].