

CONFORMAL LIMITS OF GRAFTING AND TEICHMÜLLER RAYS AND THEIR ASYMPTOTICITY

SUBHOJOY GUPTA

ABSTRACT. We show that any grafting ray in Teichmüller space is (strongly) asymptotic to some Teichmüller geodesic ray. As an intermediate step we introduce surfaces that arise as limits of these degenerating Riemann surfaces. Given a grafting ray, the proof involves finding a Teichmüller ray with a conformally equivalent limit, and building quasiconformal maps of low dilatation between the surfaces along the rays. Our preceding work had proved the result for rays determined by an arational lamination or a multicurve, and the unified approach here gives an alternative proof of the former case.

1. INTRODUCTION

Grafting rays and Teichmüller rays are one-parameter families of (marked) conformal structures on a surface of genus g , that is, they are paths in Teichmüller space \mathcal{T}_g , that arise in two disparate ways. On one hand, Teichmüller rays are geodesics in the Teichmüller metric on \mathcal{T}_g , that relate to the complex-analytic structures on Riemann surfaces. On the other, grafting is an operation that has to do with the uniformizing hyperbolic structures (we shall assume throughout that $g \geq 2$), or more generally, complex projective structures on a surface (see [KT92], [Tan97]). Both rays are determined by the data of a Riemann surface X which is the initial point and a measured lamination λ that determines a direction. In our preceding paper ([Gupa]) we proved a strong comparison between these two for a “generic” lamination in the space of measured laminations \mathcal{ML} , and here we extend that to the most general result.

Recall that two rays Θ and Ψ in \mathcal{T}_g are said to be asymptotic if the *Teichmüller distance* (defined in §2) between them goes to zero, after reparametrizing if necessary. Here we establish the following result:

Theorem 1.1 (Asymptoticity). *Let $(X, \lambda) \in \mathcal{T}_g \times \mathcal{ML}$. Then there exists a $Y \in \mathcal{T}_g$ such that the grafting ray determined by (X, λ) is asymptotic to the Teichmüller ray determined by (Y, λ) .*

In the preceding paper we had proved the above statement assuming λ was *arational* or was a multi-curve. This assumption was mild, since this includes a full-measure subset of \mathcal{ML} , and was enough for proving certain density results in moduli space (Corollary 1.2 and Theorem 1.5 of [Gupa]). In this paper, we remove any such assumption. This is the first step of a fuller comparison, in forthcoming work, between the dynamics of grafting and the much-studied Teichmüller geodesic flow ([Mas82], [Vee86] - see [Mas] for a survey). For some earlier work in this direction see [DK12] and the “fellow-travelling” result in [CDR12].

The strategy of the proof of Theorem 1.1 generalizes that for the multicurve case in [Gupa], and yields an alternative proof of the arational case. A key intermediate step is to produce conformal limits of grafting rays and Teichmüller rays. See §5 for definitions and details, and a more precise version of the following:

Date: December 1, 2021.

Proposition 1.2 (Conformal limits). *For $\{Z_t\}_{t \geq 0} \subset \mathcal{T}_g$ a grafting or Teichmüller ray, there exists a noded Riemann surface Z such that for any $\epsilon > 0$, for all sufficiently large t there are $(1 + \epsilon)$ -quasiconformal embeddings $f_{t,\epsilon} : Z_t \rightarrow Z$ whose images are isotopic in Z , and exhaust Z as $t \rightarrow \infty$.*

In particular, the singular flat surfaces along a Teichmüller ray limit to a “generalized half-plane surface” which has an infinite-area metric structure comprising half-planes and half-infinite cylinders (see §A.1 for a definition). Equivalently, these are Riemann surfaces equipped with certain meromorphic quadratic differentials of higher order poles (see [Gupb]). As discussed in the Appendix, the following result is an easy generalization of the main result of [Gupb]:

Theorem A.8. *For any Riemann surface Z with a set of marked points P , there exists a meromorphic quadratic differential with prescribed local data (orders, residues and leading order terms) at P that induces a generalized half-plane structure.*

The proof of Theorem 1.1 proceeds by equipping the limit of the grafting ray with an appropriate “generalized half-plane differential” using the above result, and reconstructing a Teichmüller ray that limits to that half-plane surface. The asymptoticity is established by constructing quasiconformal maps of low dilatation from (large) grafted surfaces to this ray. This requires building an appropriate decomposition of the surfaces, and adjusting the conformal map between the limits on each piece. This uses some of our previous work in [Gupa] together with some technical analytical lemmas.

Outline of paper. In §3 we recall some of the results from [Gupa] which we employ in this paper, and in §4 we provide a compilation of the technical lemmas involving quasiconformal maps. In §5 we define conformal limits of Riemann surfaces, and construct limits of grafting and Teichmüller rays. Following an outline of the proof in §6, we complete the proof of Theorem 1.1 in §7. The Appendix recalls some of the work in [Gupb] and outlines the generalization to Theorem A.8 that is used in §7.

Acknowledgements. Most of this work was done when I was a graduate student at Yale, and I wish to thank my advisor Yair Minsky for his generous help and patient guidance during this project. I also thank Ursula Hamenstädt for helpful discussions, and acknowledge the support of the Danish National Research Foundation grant DNRF95 and the Centre for Quantum Geometry of Moduli Spaces (QGM) where this work was completed.

2. PRELIMINARIES

2.1. Teichmüller space. The Teichmüller space \mathcal{T}_g is the space of marked Riemann surfaces of genus g . More precisely, if S denotes a (fixed) topological surface of genus g , it is the collection of pairs:

$$\mathcal{T}_g = \{(f, \Sigma) \mid f : S_g \rightarrow \Sigma \text{ is a homeomorphism,} \\ \Sigma \text{ is a Riemann surface}\} / \sim$$

where the equivalence relation is:

$$(f, \Sigma) \sim (g, \Sigma')$$

if there is a conformal homeomorphism $h : \Sigma \rightarrow \Sigma'$ such that $h \circ f$ is isotopic to g . This definition extends to punctured surfaces.

Teichmüller metric. The *Teichmüller distance* between two points X and Y in \mathcal{T}_g is:

$$d_{\mathcal{T}}(X, Y) = \frac{1}{2} \inf_f \ln K_f$$

where $f : X \rightarrow Y$ is a quasiconformal homeomorphism preserving the marking and K_f is its quasiconformal dilatation. See [Ahl06] for definitions.

2.2. Quadratic differential metric. A *quadratic differential* q on $X \in \mathcal{T}_g$ is a differential of type $(2,0)$ locally of the form $q(z)dz^2$. It is said to be *holomorphic* (or *meromorphic*) when $q(z)$ is holomorphic (or meromorphic).

A meromorphic quadratic differential $q \in Q(X)$ defines a conformal metric (also called the q -metric) given in local coordinates by $|q(z)||dz|^2$ which is flat away from the zeroes and poles. At the zeroes, the metric has a cone singularity of angle $(n+2)\pi$ (here n is the order of the zero). At the poles, a neighborhood either has a “fold” (for a simple pole), or is isometric to a half-infinite cylinder (for a pole of order two) or has the structure of a *planar end* defined below (for higher-order poles). See [Str84], and [Gupb] for a discussion.

In what follows we think of a euclidean half-plane as the region on one side of the vertical (y -) axis on the plane, which we identify with \mathbb{R} .

Definition 2.1 (Planar-end, metric residue). Let $\{H_i\}$ for $1 \leq i \leq n$ be a cyclically ordered collection of half-planes with rectangular “notches” obtained by deleting, from each, a rectangle of horizontal and vertical sides adjoining the boundary, with the boundary segment having end-points a_i and b_i , where $a_i < b_i$. A *planar end* is obtained by gluing the interval $[b_i, \infty)$ on ∂H_i with $(-\infty, a_{i+1}]$ on H_{i+1} by an orientation-reversing isometry. Such a surface is homeomorphic to a punctured disk, and has a *metric residue* defined to be absolute value of the alternating sum $\sum_{i=1}^n (-1)^{i+1} (b_i - a_i)$.

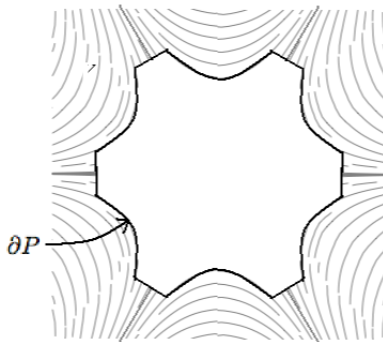


FIGURE 1. A planar end P involving six half-planes, shown with its vertical foliation, and polygonal boundary.

Remark. A planar end of order n and metric residue a is isometric to a planar domain containing 0, equipped with the meromorphic quadratic differential $q_0 = \left(\frac{1}{z^{n+2}} + \frac{ia}{z^{n/2+2}} \right) dz^2$. (See §3.3 of [Gupb].)

Measured foliations. A holomorphic quadratic differential $q \in Q(X)$ also determines a *horizontal foliation* on X which we denote by $\mathcal{F}_h(q)$, obtained by integrating the line field of vectors $\pm v$ where the quadratic differential is real and positive, that is $q(v, v) \geq 0$. Similarly, there is a *vertical foliation* $\mathcal{F}_v(q)$ consisting of integral curves of directions where q is real and negative.

Note that we can also talk of horizontal or vertical *segments* on the surface, as well as horizontal and vertical *lengths*.

The foliations above are *measured*: the measure of an arc transverse to \mathcal{F}_h is given by its *vertical* length, and the transverse measure for \mathcal{F}_v is given by horizontal lengths. Such a measure is invariant by isotopy of the arc if it remains transverse with endpoints on leaves.

For a fixed X , a quadratic differential $q \in Q(X)$ is determined uniquely by its horizontal (or vertical) foliation ([HM79]).

2.3. Geodesic laminations. A *geodesic lamination* on a hyperbolic surface is a closed subset of the surface which is a union of disjoint simple geodesics. Any geodesic lamination λ is a disjoint union of sublaminations

$$(1) \quad \lambda = \lambda_1 \cup \lambda_2 \cup \cdots \cup \lambda_N \cup \gamma_1 \cup \gamma_2 \cdots \cup \gamma_M$$

where λ_i s are minimal components (with each half-leaf dense in the component) which consist of uncountably many geodesics (a Cantor set cross-section) and the γ_j s are isolated geodesics (see [CB88]).

A *measured* geodesic lamination is equipped with a transverse measure μ , that is a measure on arcs transverse to the lamination which is invariant under sliding along the leaves of the lamination. It can be shown that for the support of a measured lamination the isolated leaves in (1) above are weighted simple closed curves (ruling out the possibility of isolated geodesics spiralling onto a closed component). We call a lamination *arational* if it consists of a single minimal component that is *maximal*, that is, whose complementary regions are ideal hyperbolic triangles.

Any measured geodesic lamination corresponds to a unique measured foliation of the surface, obtained by ‘collapsing’ the complementary components. Conversely, any measured foliation can be ‘tightened’ to a geodesic lamination, and hence the two are equivalent notions (see, for example, [Lev83] or [Kap09]).

2.4. Train tracks. A *train-track* on a surface is an embedded C^1 graph with a labelling of incoming and outgoing half-edges at every vertex (*switch*). A *weighted* train-track comes with an assignment of non-negative real numbers (*weights*) to the edges (*branches*) such that at every switch, the sums of the weights of the incoming and outgoing branches are equal. A standard reference is [PH92]. The leaves of a measured lamination (or a sufficiently long simple closed curve) lie close to such a train-track, and the transverse measures provide the weights. This provides a convenient combinatorial encoding of a lamination (see, for example, [FLP79] or [Thu82]).

2.5. Teichmüller rays. A geodesic ray in the Teichmüller metric (defined in §2.2) starting from a point X in \mathcal{T}_g and in a direction determined by a holomorphic quadratic differential $\phi \in Q(X)$ (or equivalently by a lamination $\lambda \in \mathcal{ML}$) is obtained by starting with the singular flat surface X and scaling the metric along the horizontal foliation $\mathcal{F}_h(\phi)$ by a factor of e^{2t} .

Note that we shall use the convention that the lamination λ is the *vertical* foliation, so the stretching above is transverse to it.

Remark. By a conformal rescaling, this is equivalent to the usual definition involving scaling the horizontal direction by a factor e^t and the vertical direction by a factor e^{-t} . This has the

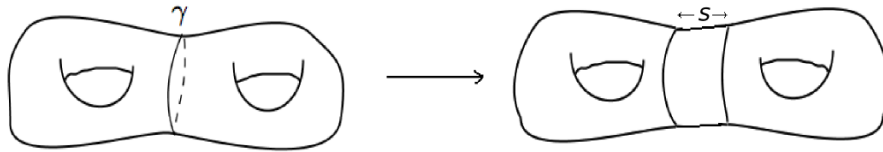


FIGURE 2. The grafting map along the weighted curve $s\gamma$.

advantage of preserving the q -area which is superfluous in our case as we shall be looking for certain geometric limits of infinite area (§5.3.3).

2.6. Grafting. The *conformal* grafting map

$$gr : \mathcal{T}_g \times \mathcal{ML} \rightarrow \mathcal{T}_g$$

is defined as follows: for a simple closed curve γ with weight s , grafting a hyperbolic surface X along $s\gamma$ inserts a euclidean annulus of width s along the geodesic representative of γ (see Figure 2). The resulting surface acquires a $C^{1,1}$ -metric (see [SW02] and also [KP94]) and a new conformal structure which is the image $gr(X, s\gamma)$. Grafting for a *general* measured lamination λ is defined by taking the limit of a sequence of approximations of λ by weighted simple closed curves, that is, a sequence $s_i\gamma_i \rightarrow \lambda$ in \mathcal{ML} .

Notation. We often write $gr(X, \lambda)$ as $gr_\lambda(X)$.

The hybrid euclidean-and-hyperbolic metric on the grafted surface is called the *Thurston metric*. The length in the Thurston metric on $gr_\lambda X$ of an arc τ intersecting λ , is its hyperbolic length on X plus its transverse measure. We shall refer to the *euclidean* length (of any arc) being this total length with the hyperbolic length subtracted off.

For further details, as well as the connection with complex projective structures, see [Dum] for an excellent survey.

It is known that for any fixed lamination λ , the grafting map ($X \mapsto gr_\lambda X$) is a self-homeomorphism of \mathcal{T}_g ([SW02]).

Definition 2.2. A *grafting ray* from a point X in \mathcal{T}_g in the ‘direction’ determined by a lamination λ is the 1-parameter family $\{X_t\}_{t \geq 0}$ where $X_t = gr_{t\lambda}(X)$.

3. GEOMETRY OF GRAFTED SURFACES

The surface obtained by grafting a hyperbolic surface X along a measured lamination λ acquires a conformal metric (the *Thurston metric*) that is euclidean in the grafted region and hyperbolic elsewhere - see the preceding description in §2.6. The case of λ a weighted simple closed curve is easily described: the metric comprises a euclidean cylinder of length equal to the weight, inserted at the geodesic representative of λ (see Figure 2). A general measured lamination has more complicated structure, with uncountably many geodesics winding around the surface. In this section we briefly recall some of the previous work in [Gupa] that develops an understanding of the underlying conformal structure of the grafted surface when one grafts along such a lamination.

Though the finer structure of a general measured lamination is complicated, it can be combinatorially encoded as a train-track on the surface (see §2.4) which also allows a convenient description of the grafted metric. For sufficiently small $\epsilon > 0$, an ϵ -thin Hausdorff neighborhood (in other words, a slight thickening) \mathcal{T}_ϵ of a measured lamination λ is such an embedded

graph - the leaves of the λ run along embedded rectangles which are the branches, and the branch weights are the transverse measures of arcs across them.

The intuition is that as one grafts, the subsurface \mathcal{T}_ϵ widens in the transverse direction (along the “ties” of the train-track), and conformally approaches a union of wide euclidean rectangles. The complement $X \setminus \lambda$ is unaffected by grafting: it may consist of ideal polygons or subsurfaces with moduli. This complementary hyperbolic part becomes negligible compared to the euclidean part of the Thurston metric, for a sufficiently large grafted surface. The results of [Gupa], which we recall briefly in this section, make this intuitive picture concrete.

3.1. Train-track decomposition. We summarize the construction (see §4.1 of [Gupa] for details) of the afore-mentioned subsurface $\mathcal{T}_\epsilon \subset X$ containing the lamination λ :

Recall that λ has a decomposition (1) into minimal components and simple closed curves .

For each minimal component of λ , choose a transverse arc τ of hyperbolic length sufficiently small, depending on ϵ (see Lemma 3.1) and use the first return map of τ to itself (following the leaves of λ) to form a collection of rectangles R_1, R_2, \dots, R_N with vertical geodesic sides, and horizontal sides lying on τ .

For each simple closed component, consider an annulus of hyperbolic width ϵ containing it.

We define

$$(2) \quad \mathcal{T}_\epsilon = R_1 \cup R_2 \cup \dots \cup R_N \cup A_1 \cup \dots \cup A_M$$

to be the union of these rectangles and annuli on the surface X . This contains (or *carries*) the lamination λ .

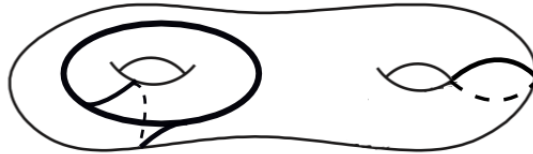


FIGURE 3. The train track \mathcal{T}_ϵ is a union of rectangular and annular branches - see (2). These contain the lamination, and widen as one grafts.

Lemma 3.1 (Lemma 4.2 in [Gupa]). *If the hyperbolic length of τ is sufficiently small, the height of each of the rectangles R_1, R_2, \dots, R_N is greater than $\frac{1}{2}$, and the hyperbolic width is less than ϵ .*

The complement of \mathcal{T}_ϵ is a union of subsurfaces T_1, T_2, \dots, T_m . We also describe a “thickening” of \mathcal{T}_ϵ (or “trimming” of the above subsurfaces) to ensure that λ is contained *properly* in \mathcal{T}_ϵ :

For each geodesic side in T_1, T_2, \dots, T_m , choose an adjacent thin strip (inside the region in the complement of \mathcal{T}_ϵ) and bounded by another geodesic segment “parallel” to the sides, and append it to the adjacent rectangle of the train-track.

We continue to denote the collection of this slightly thickened rectangles by R_1, R_2, \dots, R_N , and their union by \mathcal{T}_ϵ .

Along the grafting ray determined by (X, λ) , the rectangles get wider, and one gets a decomposition of each grafted surface $gr_{t\lambda}X$ into rectangles and annuli and these complementary regions, with the same combinatorics of the gluing.

As in [Gupa], the *total width* of a rectangle in the above decomposition is the maximum width in the Thurston metric, and its *euclidean width* is the total width minus the initial hyperbolic width.

Lemma 3.2 (See §4.1.3 of [Gupa]). *If P is a rectangle or annulus as above on X , its euclidean width on $gr_{t\lambda}X$ is $t\mu(P)$ where $\mu(P)$ is the measure of an arc across P , transverse to λ .*

3.2. Almost-conformal maps. Recall that by the definition of the Teichmüller metric in §2.1, if there exists a map $f : X \rightarrow Y$ which is $(1 + \epsilon)$ -quasiconformal, then

$$d_{\mathcal{T}}(X, Y) = O(\epsilon).$$

Notation. Here, and throughout this article, $O(\alpha)$ refers to a quantity bounded above by $C\alpha$ where $C > 0$ is some constant depending only on genus g (which remains fixed), the exact value of which can be determined *a posteriori*.

As in [Gupa], we shall use:

Definition 3.3. An *almost-conformal map* shall refer to a map which is $(1 + O(\epsilon))$ -quasiconformal.

We shall be constructing such almost-conformal maps between surfaces in our proof of the asymptoticity result (Theorem 1.1) and using the notions in this section.

In §4.2 and §6.1 of [Gupa] we developed the notion of “almost-isometries” and an “almost-conformal extension lemma” that we restate (we refer to the previous paper for the proof).

Definition 3.4. A homeomorphism f between two C^1 -arcs on a conformal surface is an (ϵ, A) -*almost-isometry* if f is continuously differentiable with dilatation d (the supremum of the derivative of f over the domain arc) that satisfies $|d - 1| \leq \epsilon$ and such that the lengths of any subinterval and its image differ by an additive error of at most A .

Remark. We shall sometimes say ‘ (ϵ, A) -almost-isometric’ to mean ‘ $(M\epsilon, A)$ -almost-isometric for some (universal) constant $M > 0$ ’.

Definition 3.5. A map f between two rectangles is (ϵ, A) -*good* if it is isometric on the vertical sides and (ϵ, A) -almost-isometric on the horizontal sides.

Remark. A “rectangle” in the above definition refers to four arcs in any metric space intersecting at right angles, with a pair of opposite sides of equal length being identified as *vertical* and the other pair also of identical length called *horizontal*.

The following lemma from [Gupa] (Lemma 6.8 in that paper) shall be used in the final construction in §7.5:

Lemma 3.6 (Qc extension). *Let R_1 and R_2 be two euclidean rectangles with vertical sides of length h and horizontal sides of lengths l_1 and l_2 respectively, such that $l_1, l_2 > h$ and $|l_1 - l_2| < A$, where $A/h \leq \epsilon$. Then any map $f : \partial R_1 \rightarrow \partial R_2$ that is (ϵ, A) -good on the horizontal sides and isometric on the vertical sides has a $(1 + C\epsilon)$ -quasiconformal extension $F : R_1 \rightarrow R_2$ for some (universal) constant $C > 0$.*

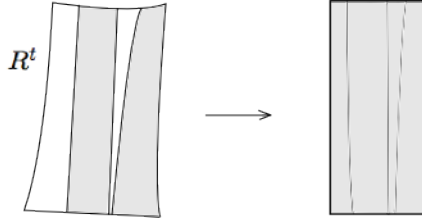


FIGURE 4. The thin hyperbolic pieces (shown unshaded) of the grafted rectangle can be mapped to the euclidean plane and together with a map of the euclidean pieces defines an almost conformal map to a rectangle (Lemma 3.7).

3.3. Model rectangles. Recall that the train-track decomposition of X persists as we graft along λ , with the euclidean width of the rectangles R_1, R_2, \dots, R_N and annuli $A_1, A_2 \dots A_M$ increasing along the λ -grafting ray. We denote the grafted rectangles and annuli on $gr_{2\pi t\lambda}X$ by $R_1^t, R_2^t, \dots, R_N^t, A_1^t, A_2^t, \dots, A_M^t$.

The annuli are purely euclidean, but the rectangles have (typically infinitely many) hyperbolic strips through them. The euclidean width is proportional to the transverse measure (Lemma 3.2). The *total width* $w_i(t)$ is the maximum width of the rectangle R_i^t in the Thurston metric on $gr_{2\pi t\lambda}X$, and we have

$$(3) \quad |w_i(t) - 2\pi t w_i| < \epsilon$$

since the initial *hyperbolic* widths of the rectangles on X is less than ϵ by Lemma 3.1.

Though having a hybrid hyperbolic-and-euclidean metric, a rectangular piece R^t from the collection $\{R_1^t, R_2^t, \dots, R_N^t\}$ has an almost-conformal *euclidean model rectangle*, as proved in §4.3 of [Gupa] (see also Lemma 6.9 in that paper). We restate that result, and since it is crucial in our constructions, we provide a sketch of the proof:

Lemma 3.7 (Lemma 6.19 of [Gupa]). *For any $t > 1$, there is a $(1 + C\epsilon)$ -quasiconformal map from R^t to a euclidean rectangle of width $2\pi t w_i$ which is (ϵ, ϵ) -good on the boundary. (Here $C > 0$ is some universal constant.)*

Sketch of the proof. One can approximate the measured lamination $\lambda \cap R$ passing through the rectangle (on the ungrafted surface) by *finitely* many weighted arcs by a standard finite-approximation of the measure. Grafting R along this finite approximation λ_i amounts to splicing in euclidean strips at the arcs, of width equal to their weights. The hyperbolic rectangle R is ϵ -thin (put $t = 0$ in (3)).

Working in the upper-half-plane model of the hyperbolic plane, one can map R to the euclidean plane by an almost-conformal map that “straightens” the horocyclic foliation across it. The images of the vertical sides are “almost-vertical” and the finitely many euclidean strips that need to be spliced in can be mapped in by almost-conformal maps such that the images fit together to form an “almost” euclidean rectangle (with almost-vertical sides). The condition that $t > 1$ implies that this can finally be adjusted to a euclidean rectangle by a horizontal stretch with stretch-factors ϵ -close to 1 at each height. Call this composite almost-conformal map f_i . One then takes a limit of these f_i -s for a sequence of approximations $\lambda_i \rightarrow \lambda \cap R$. \square

3.4. Asymptoticity in the arational case. We briefly summarize the strategy of the proof of Theorem 1.1 in the case when the lamination λ is arational. This was carried out

in [Gupa], and we refer to that paper for details.

In this case the train-track \mathcal{T}_ϵ carrying λ is maximal, that is, its complement is a collection of truncated ideal triangles, and one can build a *horocyclic foliation* \mathcal{F} transverse to the lamination. The branches widen along a grafting ray as more euclidean region is grafted in (Lemma 3.2), and \mathcal{F} lengthens. One can define a singular flat surface \hat{X}_t obtained by collapsing the hyperbolic part of the Thurston metric on X_t along \mathcal{F} , and it is not hard to check that these lie along a common Teichmüller ray determined by a measured foliation equivalent to λ .

The maps of Lemma 3.7 from the rectangles on the grafted surface to euclidean rectangles piece together to form a quasiconformal map from X_t to \hat{X}_t that is almost-conformal for *most* of the grafted surface (Lemma 4.22 of [Gupa]). For all sufficiently large t , this can be adjusted to an almost-conformal map of the entire surface by (a weaker version of) Lemma 4.5 in the next section. Since the singular flat surfaces \hat{X}_t lie along a common Teichmüller ray, as $\epsilon \rightarrow 0$ this proves Theorem 1.1 for arational laminations.

4. A QUASICONFORMAL TOOLKIT

In this section we collect some constructions and extensions of quasiconformal maps that shall be useful in the proof of Theorem 1.1. This forms the technical core of this paper, and the reader is advised to skip it at first reading, and refer to the lemmas whenever they are used later.

Most of the results here are probably well-known to experts, however in our setting we need care to maintain almost-conformality of the maps (see §3.2), and this aspect seems to be absent in the literature. For a glossary of known results we refer to the Appendix of [Gupa].

Throughout, \mathbb{D} shall denote the unit closed disk on the complex plane, and B_r shall denote the closed disk of radius r centered at 0. Note that any quasiconformal map defined on the interior of a Jordan domain extends to a homeomorphism of the boundary.

4.1. Interpolating maps. We start with the following observation about the Ahlfors-Beurling extension that was used in a construction in [AJKS10]:

Lemma 4.1 (Interpolating with identity). *Let $h : \partial\mathbb{D} \rightarrow \partial\mathbb{D}$ be a $(1 + \epsilon)$ -quasisymmetric map. Then there exists an $0 < s < 1$ and a homeomorphism $H : \mathbb{D} \rightarrow \mathbb{D}$ such that*

- (1) H is $(1 + C\epsilon)$ -quasiconformal.
- (2) $H|_{\partial\mathbb{D}} = h|_{\partial\mathbb{D}}$.
- (3) H restricts to the identity map on B_s .

Here $C > 0$ is a universal constant, and s above depends only on ϵ .

Proof. As in §2.4 of [AJKS10], lift h to a homeomorphism $\tilde{h} : \mathbb{R} \rightarrow \mathbb{R}$ that satisfies $\tilde{h}(x+1) = \tilde{h}(x) + 1$, and consider the Ahlfors-Beurling extension of \tilde{h} to the upper half plane \mathbb{H} :

$$F(x + iy) = \frac{1}{2} \int_0^1 \tilde{h}(x + ty) + \tilde{h}(x - ty) dt + i \int_0^1 \tilde{h}(x + ty) - \tilde{h}(x - ty) dt$$

It follows from the periodicity that

$$F(x + i) = x + i + c_0$$

where $c_0 = \int_0^1 \tilde{h}(t) dt - 1/2 \in [-1/2, 1/2]$.

We note that since we have used a locally conformal change of coordinates $w \mapsto e^{2\pi iw}$

between \mathbb{H} and \mathbb{D} , we have that \tilde{h} is also $(1 + O(\epsilon))$ -quasisymmetric, and F is almost-conformal.

For $D > 1$ we can define a map $F_1 : \mathbb{H} \rightarrow \mathbb{H}$ which restricts to F on $\mathbb{R} \times [0, 1]$, and the identity map for $y \geq D$ and interpolates linearly on the strip $\mathbb{R} \times [1, D]$:

$$F_1(x + iy) = x + iy + c_0 \left(\frac{D - y}{D - 1} \right)$$

For D sufficiently large (greater than $1/C\epsilon$), F_1 is almost-conformal everywhere as can be checked by computing derivatives on the interpolating strip. Since $F_1(z + k) = F_1(z) + k$ for all $z \in \mathbb{H}$ and $k \in \mathbb{Z}$, it descends to an almost-conformal map $H : \mathbb{D} \rightarrow \mathbb{D}$ that restricts to h on $\partial\mathbb{D}$ and the identity map on B_s for $s = e^{-2\pi D}$. \square

Notation. In the statements of the following lemmas, we use the same C to denote universal constants that might *a priori* vary between the lemmas, since one can, if needed, take a maximum of them and fix a single constant that works for each.

The following corollary of the above lemma interpolates a quasiconformal map with the identity map on the *outer* boundary:

Lemma 4.2. *Let $f : \mathbb{D} \rightarrow \mathbb{D}$ be a $(1 + \epsilon)$ -quasiconformal map such that $f(0) = 0$. Then there exists an $0 < r_0 < 1$ and a map $F : \mathbb{D} \rightarrow \mathbb{D}$ such that*

- (1) F is $(1 + C\epsilon)$ -quasiconformal.
- (2) $F|_{B_{r_0}} = f|_{B_{r_0}}$.
- (3) $F|_{\partial\mathbb{D}}$ is the identity.

Here $C > 0$ is a universal constant.

Proof. Since f is almost-conformal, so is f^{-1} , and the latter extends to the boundary and restricts to a homeomorphism $h : \partial\mathbb{D} \rightarrow \partial\mathbb{D}$ that is $(1 + O(\epsilon))$ -quasisymmetric. By Lemma 4.1 there exists an almost-conformal extension $H : \mathbb{D} \rightarrow \mathbb{D}$ of h that restricts to the identity on B_{r_0} for sufficiently small r_0 . The composition $H \circ f$ then is the required map F that restricts to f on B_{r_0} and is identity on $\partial\mathbb{D}$. \square

We shall generalize the previous lemma to obtain an interpolation of an almost-conformal map with a *given* conformal map at the outer boundary. We first recall from [Gupa] the following fact that we can fix such a conformal map to be the identity near 0, without too much quasiconformal distortion.

Lemma 4.3 (Lemma 5.1 of [Gupa]). *Let $g : \mathbb{D} \rightarrow g(\mathbb{D}) \subset \mathbb{C}$ be a conformal map such that $g(0) = 0$ and $g'(0) = 1$. Then there exists an $0 < s < 1$ and a map $G : \mathbb{D} \rightarrow g(\mathbb{D})$ such that*

- (1) G is $(1 + \epsilon)$ -conformal.
- (2) G restricts to the identity map on B_s .
- (3) $G|_{\partial\mathbb{D}} = g|_{\partial\mathbb{D}}$.

Remark. By conjugating by the dilation $z \mapsto (1/r)z$ the above result holds (for some $0 < s < r$) if the conformal map g is defined only on $B_r \subset \mathbb{D}$.

Lemma 4.4 (Interpolation). *Let $f : \mathbb{D} \rightarrow \mathbb{D}$ be a $(1 + \epsilon)$ -quasiconformal map such that $f(0) = 0$, and let $g : B_r \rightarrow g(B_r) \subset \mathbb{D}$, for some $0 < r < 1$, be a conformal map such that $g(0) = 0$ and $g'(0) = 1$. Then there exists an $0 < r' < r < 1$ and a map $F : B_r \rightarrow g(B_r)$ such that*

- (1) $F|_{B_{r'}} = f|_{B_{r'}}$.
- (2) $F|_{\partial B_r} = g|_{\partial B_r}$.
- (3) F is $(1 + C\epsilon)$ -quasiconformal, for some universal constant $C > 0$.

Proof. By Lemma 4.3 (see also the above remark) there exists an $0 < s < r < 1$ and an almost-conformal map $G : B_r \rightarrow g(B_r)$ that restricts to g on ∂B_r and is identity on B_s .

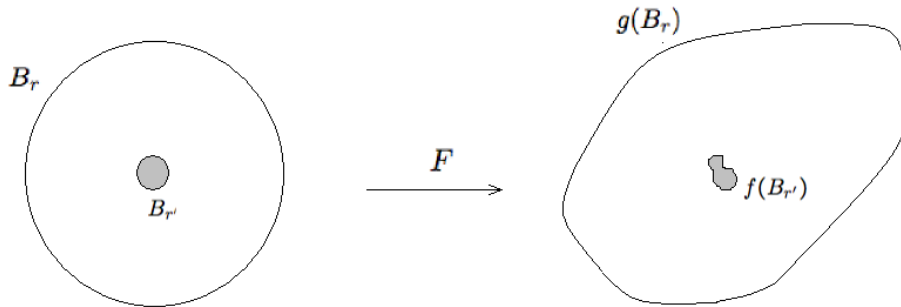


FIGURE 5. In Lemma 4.4 we interpolate from the map g on ∂B_r to the almost-conformal map f between the shaded regions.

Now we can apply Lemma 4.2 to the rescaled map $f_s = (1/s)f|_{B_s} : \mathbb{D} \rightarrow \mathbb{D}$ to get a map $F_s : \mathbb{D} \rightarrow \mathbb{D}$ that restricts to f_s on some $B_{s'}$ for $0 < s' < 1$ and the identity map on the boundary $\partial\mathbb{D}$. Rescaling back, we get a map $F_1 : B_s \rightarrow B_s$ that restricts to the identity map on ∂B_s and to f on $B_{r'}$ where $r' = s's < s$. Since F_1 and G are both identity on ∂B_s , F_1 together with the restriction of G on $B_r \setminus B_s$ defines the required interpolation $F : B_r \rightarrow g(B_r)$. \square

Boundary correspondence for annuli. The following lemma has been proved in [Gupb] (for a weaker version see Lemma A.1 of [Gupa]).

Lemma 4.5. *For any $\epsilon > 0$ sufficiently small, and $0 \leq r \leq \epsilon$, a map*

$$f : \mathbb{D} \setminus B_r \rightarrow \mathbb{D}$$

that

(1) *preserves the boundary $\partial\mathbb{D}$ and is a homeomorphism onto its image,*

(2) *is $(1 + \epsilon)$ -quasiconformal on $\mathbb{D} \setminus B_r$*

extends to a $(1 + C\epsilon)$ -quasisymmetric map on the boundary, where $C > 0$ is a universal constant.

Remark. The boundary correspondence for disks (the case when $r = 0$) is proved in [AB56], and we employ their methods in the proof.

Corollary 4.6. *Let $\epsilon > 0$ be sufficiently small, and U_0, U and U' be topological disks such that $U_0 \subset U$ and the annulus $A = U \setminus U_0$ has modulus larger than $\frac{1}{2\pi} \ln \frac{1}{\epsilon}$. Then for any conformal embedding $g : A \rightarrow U'$ there is a $(1 + C'\epsilon)$ -quasiconformal map $f : U \rightarrow U'$ such that f and g are identical on ∂U . (Here $C' > 0$ is a universal constant.)*

Proof. By uniformizing, one can assume that $U = U' = \mathbb{D}$ and $U_0 \subset B_r$ where $r \leq \epsilon$ by the condition on modulus. Now we are in the setting of the previous lemma, since g being conformal is also $(1 + \epsilon)$ -quasiconformal on A . One can hence conclude that g extends to a $(1 + C\epsilon)$ -quasisymmetric map of the boundary, which by the Ahlfors-Beurling extension (see [AB56]) extends to an $(1 + C'\epsilon)$ -quasiconformal map of the entire disk, which is our required map f . \square

There is also a converse to Lemma 4.5, which we prove using Lemma 4.1:

Lemma 4.7. *Let A be an annulus on the plane bounded by circles ∂B_r and $\partial\mathbb{D}$ where $0 < r < 1$. Let $f_1 : \partial\mathbb{D} \rightarrow \partial\mathbb{D}$ and $f_2 : \partial B_r \rightarrow \partial B_r$ be $(1 + \epsilon)$ -quasisymmetric maps. Then if r is sufficiently small there is a $(1 + C\epsilon)$ -quasiconformal map $F : A \rightarrow A$ such that $F|_{\partial B_r} = f_2$ and $F|_{\partial\mathbb{D}} = f_1$. (Here $C > 0$ is a universal constant.)*

Proof. Applying Lemma 4.1, we can extend f_1 to an almost-conformal map $F_1 : \mathbb{D} \rightarrow \mathbb{D}$ that is the identity map on B_s , for some $0 < s < 1$. If $r < s$ then by inverting across the circle ∂B_r and scaling by a factor of r , we can apply the lemma again to construct a map $F_2^1 : B_r^c \rightarrow B_r^c$ such that F_2 restricts to f_2 on ∂B_r and is the identity map on $\partial \mathbb{D}$. By the usual Ahlfors-Beurling extension, there exists an extension $F_2^2 : B_r \rightarrow B_r$ that is almost-conformal and restricts to f_2 on ∂B_r . The maps $F_2^1|_{\mathbb{D} \setminus B_r}$ and F_2^2 then define a map $F_2 : \mathbb{D} \rightarrow \mathbb{D}$ that restricts to f_2 on B_r and is identity on $\partial \mathbb{D}$. The required map $F : A \rightarrow A$ is then the restriction of the composition $F_2 \circ F_1$ to the annular region A . \square

Corollary 4.8 (Sewing annuli). *Let A be an annulus with core curve γ , such that $A \setminus \gamma = A_1 \sqcup A_2$. Let B_1, B_2 be two other annuli, and let $B = B_1 \sqcup_{\partial_0} B_2$ be the annulus obtained by gluing one boundary component of each by a $(1 + C\epsilon)$ -quasisymmetric map. Assume all A_i, B_i (for $i = 1, 2$) have moduli greater than $\frac{1}{2\pi} \ln \frac{1}{\epsilon}$, and suppose $f_i : A_i \rightarrow B_i$ are $(1 + \epsilon)$ -quasiconformal maps. Then there exists a $(1 + C'\epsilon)$ -quasiconformal map $F : A \rightarrow B$ that agrees with f_1 and f_2 on the boundary components of A . (Here $C, C' > 0$ are universal constants.)*

Proof. By uniformizing to a round annulus on the plane, we can assume each A_i, B_i (for $i = 1, 2$) is the unit disk \mathbb{D} with a subdisk of radius smaller than ϵ excised from it. By Lemma 4.5 we have that f_i extend to a $(1 + C\epsilon)$ -quasisymmetric map of the boundaries. These maps on the boundary might not agree with the quasisymmetric gluing maps of the annuli, but differ by a post-composition by a $(1 + C\epsilon)$ -quasisymmetric map of the circle (compositions of K -quasisymmetric maps is K -quasisymmetric). Using Lemma 4.7, this new map between the boundary components, together with the restriction of f_i to the remaining boundary components, can be extended to a $(1 + C'\epsilon)$ -quasiconformal map which now agrees with the boundary-gluing and defines a map between the glued annuli. \square

5. CONFORMAL LIMITS

5.1. Definition. Let $\{\Sigma_i\}_{i \geq 1}$ be a sequence of marked Riemann surfaces, and Σ be a Riemann surface with nodes (or punctures) P , such that $\Sigma \setminus P = S^1 \sqcup S^2 \sqcup \dots \sqcup S^k$, each a connected and punctured Riemann surface.

Assume that for each i we have a decomposition

$$(4) \quad \Sigma_i = S_i^1 \sqcup S_i^2 \dots \sqcup S_i^k$$

into subsurfaces with analytic boundaries, and a collection of $(1 + \epsilon_i)$ -quasiconformal embeddings $f_i^j : S_i^j \rightarrow S^j$ for each $1 \leq j \leq k$ such that :

- a. $S^j \setminus f_i^j(S_i^j)$ is a disjoint union of punctured disks,
- b. $\bigcup_i f_i^j(S_i^j) = S^j$, and
- c. $\epsilon_i \rightarrow 0$ as $i \rightarrow \infty$.

We also assume that for any fixed j , the images of the maps f_i^j are all isotopic in Σ . In particular the images of ∂S_i^j are in the same homotopy class (which might enclose points of P).

Then Σ is said to be a conformal limit of the sequence $\{\Sigma_i\}_{i \geq 1}$.

Example. Consider a sequence of hyperbolic surfaces X_i where a separating simple closed curve γ is being “pinched”, that is, its length $l(\gamma) \rightarrow 0$. Then the conformal limit is the noded Riemann surface as in the figure.

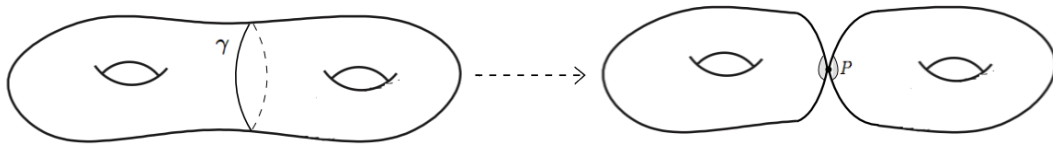


FIGURE 6. The conformal limit of pinching: for γ sufficiently short, there is an almost-conformal embedding of its complement to a subsurface away from a small neighborhood of P .

Lemma 5.1 (Conformal limit is well-defined). *Let $\{\Sigma_i\}_{i \geq 1}$ be a sequence of marked Riemann surfaces such that Σ and Σ' are conformal limits of some subsequence. Then there exists a conformal homeomorphism $g : \Sigma \rightarrow \Sigma'$.*

Proof. We denote by Σ^δ the Riemann surface obtained by slightly “opening” the nodes P on Σ . More precisely, consider a (fixed) conformal neighborhood U of P that we can identify with a pair of punctured-disks \mathbb{D}^* , excise the punctured sub-disks of radius δ , and glue along the resulting boundary circles. (This is the usual “plumbing” construction, see for example [Kra90].) Note that this gluing map on the boundary has quasisymmetry constant 1.

Consider a surface Σ_i along the sequence and consider the decomposition (4). Recall that the $(1 + \epsilon_i)$ -quasiconformal embedding $f_i^j : S_i^j \rightarrow S^j$ has complement a disjoint union of punctured disks, and as $i \rightarrow \infty$, these punctured disks shrink (to the punctures P). Hence for sufficiently large i , the boundary of the image has an adjacent annular collar \mathcal{A} of large modulus, such that by Lemma 4.4 the map f_i^j can be adjusted to a $(1 + C'\epsilon_i)$ -quasiconformal map that agrees with f_i^j on $S_i^j \setminus (f_i^j)^{-1}\mathcal{A}$ and maps ∂S_i^j to a round circle. (Note that the quasiconformal map extends to a homeomorphism of the boundary when the latter is an analytic curve.)

Piecing these together by Corollary 4.8, we obtain a $(1 + C'\epsilon_i)$ -quasiconformal map $\bar{f}_i : \Sigma_i \rightarrow \Sigma^{\delta_i}$, where $\delta_i \rightarrow 0$ and $\epsilon_i \rightarrow 0$ as $i \rightarrow \infty$.

Similarly, we have maps $\bar{f}'_i : \Sigma_i \rightarrow \Sigma'^{\delta_i}$ where the target surface is an “opening-up” of the nodes on Σ' . The composition $\bar{f}'_i \circ \bar{f}_i^{-1} : \Sigma^{\delta_i} \rightarrow \Sigma'^{\delta_i}$ is a $(1 + C'\epsilon_i)$ -quasiconformal map that preserves the plumbing curves. Taking a limit as $i \rightarrow \infty$, we get the desired conformal homeomorphism $g : \Sigma \rightarrow \Sigma'$. \square

5.2. Limits of grafting rays. Consider a grafting ray $\{X_t\}_{t \geq 0}$ determined by a hyperbolic surface X and a geodesic lamination λ (see Definition 2.2). In this section we shall introduce the conformal limit, as defined in the previous section, of such a ray.

Example. Before the general construction, consider the case when the lamination is a single simple closed geodesic γ . The grafting ray X_t comprises longer euclidean cylinders grafted in at γ . The conformal limit X_∞ in this case is the hyperbolic surface $X \setminus \gamma$ with half-infinite euclidean cylinders glued in at the boundary components (see Figure 6).

More generally, we have:

Definition 5.2 (X_∞). Consider the metric completion $\widehat{X \setminus \lambda}$ of the hyperbolic subsurface in the complement of the lamination. Each boundary component of this completion is

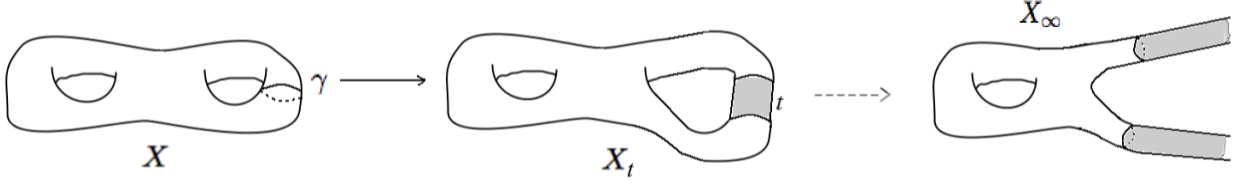


FIGURE 7. An example of the conformal limit of a grafting ray.

either closed (topologically a circle) or “polygonal”, comprising a closed chain of bi-infinite hyperbolic geodesics that form “spikes” (see Figure 8.) Construct X_∞ by gluing in euclidean half-infinite cylinders along the geodesic boundary circles, and euclidean half-planes along the geodesic boundary lines, and where the gluings are by isometries along the boundary. The resulting (possibly disconnected) surface X_∞ acquires a conformal structure, and a C^1 -metric that is a hybrid of euclidean and hyperbolic metrics.

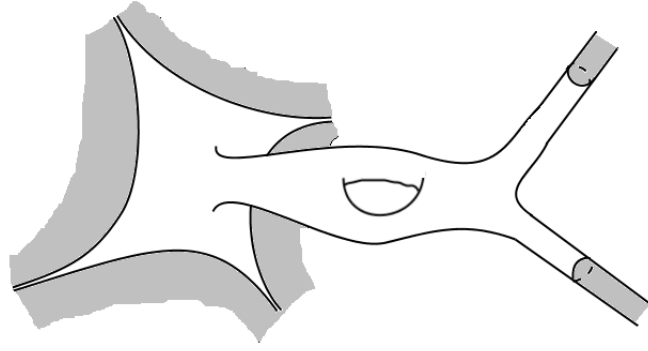


FIGURE 8. Another example of the surface X_∞ . The shaded regions are half-planes and half-infinite cylinders.

Lemma 5.3. X_∞ is the conformal limit of the sequence $\{X_t\}_{t \geq 0}$.

Proof. From the above construction we have a decomposition into connected components $X_\infty = S_\infty^1 \sqcup \cdots \sqcup S_\infty^k$, where each component is obtained by attaching half-planes and half-cylinders to the boundary of S^1, \dots, S^k .

We first construct a subsurface decomposition as in (4) for the grafted surface X_t :

Fix an $\epsilon > 0$. Recall the train-track decomposition into rectangles and annuli that carry the lamination (see §3.1). As before, label the components of the complementary subsurface $X \setminus \mathcal{T}_\epsilon$ by T_1, T_2, \dots, T_k . Each T_i is a hyperbolic surface with boundary components either closed curves, or having geodesic segments that bound truncated “spikes” (for example, a truncated ideal triangle).

We define a “polygonal piece” S_t^j by expanding each T_i : each geodesic side of ∂T_i has an adjacent rectangle, and each closed circle has an adjacent annulus, and we append exactly half of those adjacent pieces to T_i . These “expanded” pieces now cover the entire surface X_t . This defines a decomposition into subsurfaces:

$$(5) \quad X_t = S_t^1 \sqcup S_t^2 \sqcup \cdots \sqcup S_t^k$$

Moreover, recall from Lemma 3.2 that the euclidean widths of the rectangles increase linearly in t , and that for sufficiently large t , admit $(1 + \epsilon)$ -quasiconformal maps to euclidean rectangles (Lemma 3.7). These almost-conformal maps together with an isometry on T_j , defines a $(1 + \epsilon)$ -quasiconformal embedding of the subsurface S_t^j admits to S_∞^j .

Consider now a sequence $\epsilon_i \rightarrow 0$ as $i \rightarrow \infty$. The heights of the rectangles in the above decompositions increase (Lemma 3.1) and we can choose a corresponding sequence of t_i -s where $t_i \rightarrow \infty$ such that an almost-conformal embedding as above exists, and their images exhaust each component as $i \rightarrow \infty$.

This satisfies the conditions of the definition of a conformal limit in §4.1. □

5.3. Limits of Teichmüller rays. In this section we define a conformal limit for a Teichmüller ray $\{Y_t\}_{t \geq 0}$ determined by a basepoint $Y \in \mathcal{T}_g$ and a holomorphic quadratic differential $q \in Q(Y)$. As we shall see, this limiting surface is equipped with a singular flat metric of infinite area, which the singular-flat surfaces along the ray converge to, when suitably rescaled. Hence this is in fact a metric convergence (stronger than the one in the previous section) and can be thought of as a Gromov-Hausdorff limit of the surfaces along the Teichmüller ray.

A warm-up example. Consider the case when q is a Jenkins-Strebel differential, such that all its vertical leaves are closed and foliate a single cylinder. Its boundary after identifications forms an embedded metric graph on the surface. In this case the flat cylinder lengthens along the Teichmüller ray, and the limit “as seen from” the metric graph consists of half-infinite cylinders glued along the graph (see Figure 8).

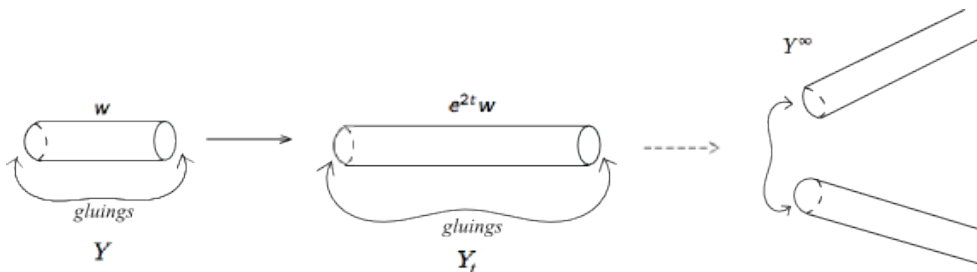


FIGURE 9. A conformal limit along a Strebel ray.

5.3.1. *Vertical graphs.*

Definition 5.4. The *vertical graph* of saddle connections $\mathcal{V}(q)$ for a quadratic differential q is the (possibly disconnected) graph embedded in X that consists of vertices that are the zeroes of q , and edges that are vertical segments between zeroes (i.e, the saddle-connections).

Remark. Generically, there are no saddle connections and the zeroes are simple, so $\mathcal{V}(q)$ consist of a collection of $4g - 4$ points on the surface.

In what follows we shall also consider:

Definition 5.5. The *appended vertical graph* $\mathcal{V}_L(q)$ obtained by appending vertical segments of length L from the remaining vertical (non-saddle-connection) leaves emanating from the vertices of $\mathcal{V}(q)$

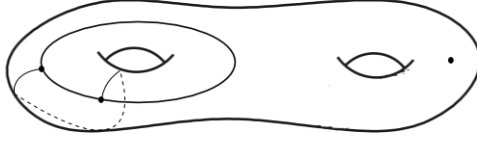


FIGURE 10. The vertical graph of saddle connections for a holomorphic quadratic differential on a genus 2 surface (see §5.3.4).

Remark. The appended graph $\mathcal{V}_L(q)$ embeds on the surface, for any length L . Moreover, by the classification of the trajectory-structure for a compact surface (see [Str84]), the graph is dense on the surface as $L \rightarrow \infty$.

Consider a δ -neighborhood \mathcal{N} (a slight “thickening”) of the embedded $\mathcal{V}_L(q)$ on the surface.

Definition 5.6. A *side* is a subgraph of $\mathcal{V}_L(q)$ adjacent to the same component of $\mathcal{N} \setminus \mathcal{V}_L(q)$.

5.3.2. *Polygonal decomposition.* We can define a decomposition of the surface into polygons based on the appended vertical graph $\mathcal{V}_L(q)$ as follows:

Let the number of sides of $\mathcal{V}_L(q)$ be s . Consider a “horizontal $(\delta_1, \delta_2, \dots, \delta_s)$ -collar” of such a graph obtained by appending an adjacent rectangular region of horizontal width δ_i along the i -th side if it is not a cycle. If side forms a cycle, we instead append an adjacent annular region of width δ_i . For L sufficiently large, and any positive tuple of widths, this adjacent metric collar covers the entire surface (see the remark above).

For any such L , consider the “maximal” horizontal collar of $\mathcal{V}_L(q)$ (an appropriate choice $\delta_1, \dots, \delta_s$) whose interior embeds, and whose closure covers the surface.

This defines a polygonal decomposition: for each component of $\mathcal{V}_L(q)$ one has an embedded region (a union of rectangles and annuli) containing it with a polygonal boundary of alternating horizontal and vertical sides, or vertical closed curves. We denote these regions by Y^1, Y^2, \dots, Y^k . (Here k is the number of connected components of $\mathcal{V}_L(q)$, a number bounded above by the topological complexity of the surface.)

Remark. From the polygonal decomposition above one can construct a weighted train-track corresponding to the vertical foliation (the rectangles of each polygonal piece form the branches). This is related to the train-track construction for quadratic differentials in a given strata in §3 of [Ham].

5.3.3. *The conformal limit.* Consider the (possibly disconnected) metric graph $\mathcal{V}_\infty(q)$ obtained as a limit of the appended graphs (Definition 5.5) as the length of the appended horizontal segment $L \rightarrow \infty$. (We consider these as abstract metric graphs without reference to their embedding on the surface.)

Let $\mathcal{V}^1, \mathcal{V}^2, \dots, \mathcal{V}^k$ be the connected components of this graph.

Definition 5.7 (Y_∞). The surface Y_∞ is the complete singular-flat surface of infinite area obtained by attaching euclidean half-planes along each side of $\mathcal{V}_\infty(q)$ that is not a cycle, and attaching half-infinite euclidean cylinders along each side that is a cycle, by isometries along their boundaries. This is a punctured Riemann surface with k connected components Y^1, Y^2, \dots, Y^k , where Y^j has a metric spine \mathcal{V}^j .

Remark. This limiting singular-flat surface of infinite area is a “half-plane surface” in the sense of [Gupb] (we recall this notion in the Appendix). In the generic case (see the remark following Definition 5.4) we get a collection of $4g - 4$ copies of the complex plane \mathbb{C} each equipped with the quadratic differential metric induced by zdz^2 .

Lemma 5.8. Y_∞ is the conformal limit of the Teichmüller ray Y_t .

Proof. For a fixed $L > 0$ consider the polygonal decomposition $Y = Y^1 \sqcup Y^2 \sqcup \dots \sqcup Y^k$ as in the previous section. Each piece can be thought of as being built by rectangles glued along an appended vertical graph $\mathcal{V}_L(q)$. Along the Teichmüller ray, these rectangles widen in the horizontal direction, and defines a polygonal decomposition (with the same combinatorial pattern of gluing):

$$(6) \quad Y_t = Y_t^1 \sqcup Y_t^2 \sqcup \dots \sqcup Y_t^k$$

It is clear from the construction that each Y_t^j embeds isometrically in Y^j via an embedding of the rectangles into half-planes (see Definition 5.7). The complement of this embedded image is a planar end \mathcal{P} (see Definition 2.1) and, in particular, a punctured disk.

Consider a sequence $L_i \rightarrow \infty$, and consider the sequence of decompositions as above. For each i , we can choose t_i large enough, such that the rectangles have width greater than L_i , and since they have lengths more than $2L_i$ also (recall we append vertical segments of length L_i in the appended graph).

The isometric embeddings of $Y_{t_i}^1, \dots, Y_{t_i}^k$ into Y_∞ include rectangles of height and width $2L_i$ on each half-plane, as above. The sequence of these embedded images then exhaust Y_∞ as $i \rightarrow \infty$.

These satisfy the definition of Y_∞ being the conformal limit (see §4.1 - note that the embeddings, being isometries, are in fact *conformal* maps, and not just almost-conformal). \square

5.3.4. *An example.* Consider a flat torus obtained as a translation surface, identifying sides of a square embedded in \mathbb{R}^2 with irrational slope. Introduce a vertical slit and glue the resulting segments by an interval-exchange map.

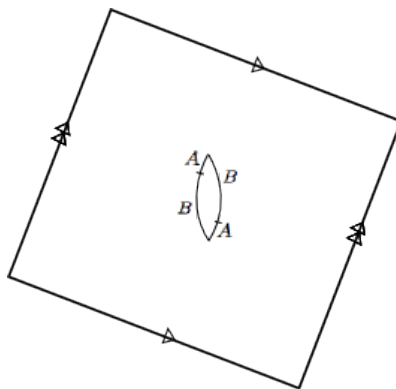


FIGURE 11. After the sides of the vertical slit on the torus are glued as labelled, one gets a genus 2 surface. The vertical graph of the induced quadratic differential is the one in Figure 9, and the conformal limit is a half-plane surface with a gluing of two half-planes, as in Figure 13.

Then the Teichmüller ray Y_t is obtained by the action of the diagonal subgroup of $SL_2(\mathbb{R})$, acting by linear maps on \mathbb{R}^2 . For a sequence $t_i \rightarrow \infty$, we can take suitable rescalings of Y_{t_i}

and get as a limit a singular flat surface obtained by gluing two euclidean half-planes by an interval exchange of their boundaries.

5.3.5. *Some remarks.* We remark that the metric residue (see Definition 2.1) of the limit Y_∞ of a Teichmüller ray can be determined from the vertical graph $\mathcal{V}(q)$ by taking the alternating sum of the lengths of the cycle of sides corresponding to the “end” (it is independent of the appended “feelers” of length $L \rightarrow \infty$). In §7.1 we develop this notion for limits of grafting rays.

Conversely, given a (possibly disconnected) generalized half-plane surface (see Definition A.6) Z with a pairing of ends with the same order and residue, there exists a Teichmüller ray $\{Z_t\}_{t \geq 0}$ with conformal limit Z . One can construct this by considering a truncation of Z (see Definition 7.9) and gluing together the polygonal boundaries by isometries (which is possible as the residues match) to obtain a closed surface Z_0 . See §7.4 for such a construction. This truncation (in particular the lengths of the horizontal edges) are chosen to be in irrational ratios such that the appended “feelers” are dense on the surface as $L \rightarrow \infty$ (and do not form additional vertical saddle-connections).

Details of this, and a fuller characterization of the singular-flat surfaces that appear as conformal limits of Teichmüller rays, shall be addressed in future work.

6. STRATEGY OF THE PROOF

The proof of Theorem 1.1 following the outline in this section is carried out in §7.

As before we fix a hyperbolic surface X and measured lamination λ and consider the grafting ray $X_t = gr_{t\lambda}X$. Our task is to find a Teichmüller ray Y_t such that under appropriate parametrization, the Teichmüller distance between the rays tends to zero.

We first briefly recall the strategy for the case when λ is a multicurve which, along with the arational case (see §3.4), was dealt with in [Gupa]. As we outline below, this generalizes to the remaining case of non-filling laminations, dealt with in this paper.

6.1. Multicurve case. As described in §4.2 along the grafting ray the surfaces acquire increasingly long euclidean cylinders along the geodesic representatives of the curves, and one considers the conformal limit X_∞ that has half-infinite euclidean cylinders inserted at the boundary components of $X \setminus \lambda$.

A theorem of Strebel then shows the existence of a certain meromorphic quadratic differential with poles of order two on X_∞ . This produces a singular flat surface Y_∞ comprising half-infinite euclidean cylinders, together with a conformal map $g : X_\infty \rightarrow Y_\infty$. Suitably truncating the cylinders on X_∞ and Y_∞ , adjusting g to an almost-conformal map between them, and gluing the truncations, produces for all sufficiently large t , an almost-conformal map between X_t and a surface along a Teichmüller ray $\{Y_t\}$ that limits to Y_∞ . Details are in §5 of [Gupa].

In the more general case handled in this paper, one needs Theorem A.8 (see the Appendix), which is the appropriate generalization of the theorem of Strebel mentioned above.

6.2. Proof outline. Fix an $\epsilon > 0$. The proof of Theorem 1.1 will be complete if one can show that for all sufficiently large t , there exists a $(1 + \epsilon)$ -quasiconformal map:

$$f : X_t \rightarrow Y_t$$

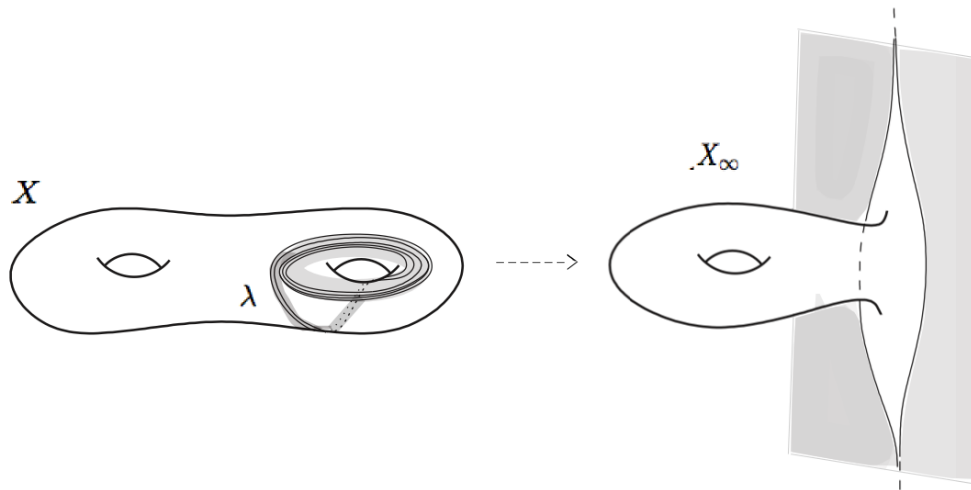


FIGURE 12. An example of the conformal limit X_∞ for a minimal lamination λ , obtained by attaching euclidean half-planes along the boundary of the completion of $X \setminus \lambda$.

where X_t is the surface along the grafting ray determined by (X, λ) , and Y_t lies along a Teichmüller ray determined by λ .

Recall from §5.2 that there is a conformal limit of the grafting ray:

$$(7) \quad X_\infty = S_\infty^1 \sqcup S_\infty^2 \sqcup \cdots \sqcup S_\infty^k$$

where each S_∞^j is a surface obtained by appending half-planes and half-infinite cylinders to the boundary of a connected component of $\widehat{X \setminus \lambda}$.

Our strategy is outlined as follows:

Step 1. By specifying an appropriate meromorphic quadratic differential on each $S_\infty^1, \dots, S_\infty^k$ using Theorem A.8, we find a singular flat surface

$$Y_\infty = Y_\infty^1 \sqcup Y_\infty^2 \sqcup \cdots \sqcup Y_\infty^k$$

conformally equivalent to X_∞ (the singular flat metric is the one induced by the differential). The “local data” (eg. orders and residues) at the poles of the meromorphic quadratic differential are prescribed according to the geometry of the “ends” of each S_∞^j . The fact that the underlying marked Riemann surfaces are identical then gives conformal homeomorphisms $g^j : S_\infty^j \rightarrow Y_\infty^j$ each homotopic to the identity map.

Step 2. By the quasiconformal interpolation of Lemma 4.4, each conformal map g^j of *Step 1* is adjusted to produce an $(1 + \epsilon)$ -quasiconformal map $h^j : S_\infty^j \rightarrow Y_\infty^j$ that is “almost the identity map” near the ends. In particular, for any “truncations” of those infinite-area surfaces at sufficiently large height, the map h^j preserves, and is almost-isometric on, the resulting polygonal boundaries.

Step 3. As in §5.2 the grafted surface at time t has the decomposition:

$$X_t = S_t^1 \sqcup S_t^2 \sqcup \cdots \sqcup S_t^k$$

where each S_t^j is obtained by appending halves of adjacent branches of a train-track \mathcal{T} carrying the lamination. The euclidean part of these branches can be glued up to produce

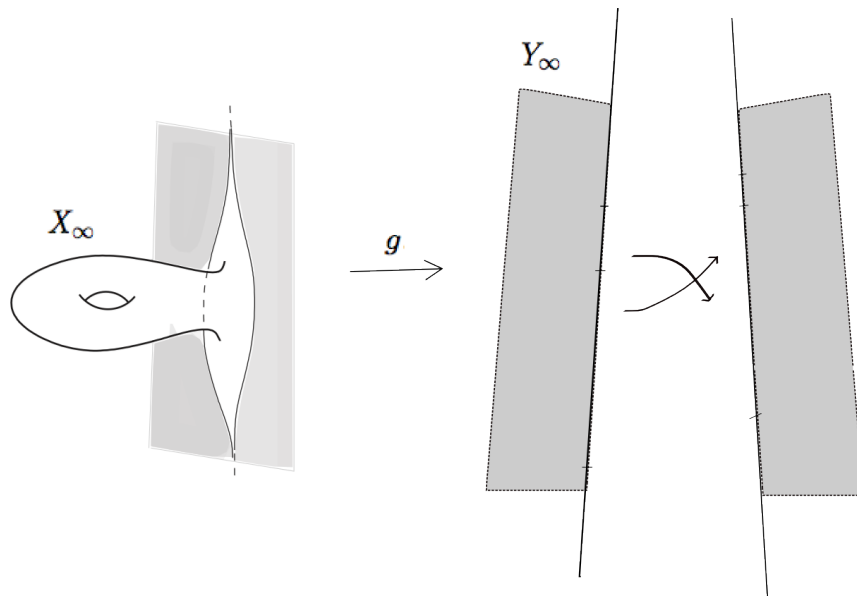


FIGURE 13. In *Step 1* one finds a conformal homeomorphism g from the infinitely grafted surface to a generalized half-plane surface Y_∞ .

singular flat surfaces Y_t^1, \dots, Y_t^k that embed isometrically in $Y_\infty^1, \dots, Y_\infty^k$ respectively. Gluing these in the pattern determined by that of the S_t^j -s then produces a surface Y_t which lies on a common Teichmüller ray (independent of the choice of train-track \mathcal{T}).

Step 4. By Lemma 3.7, for sufficiently large t the surfaces $S_t^1, S_t^2, \dots, S_t^k$ admit almost-conformal embeddings into $S_\infty^1, \dots, S_\infty^k$. If the train-track chosen in *Step 3* had “sufficiently tall” branches, the boundary of these embeddings lie far out an end, and the almost-conformal maps of *Step 2* then further map them into Y_t^1, \dots, Y_t^k respectively. By the quasiconformal extension Lemma 3.6, the almost-conformal maps in the above composition can be adjusted along the boundaries such that they fit continuously to produce an almost-conformal map $f: X_t \rightarrow Y_t$ between the glued-up subsurfaces.

7. PROOF OF THEOREM 1.1

We shall follow the outline in the previous section, and refer to that for notation and the setup.

We begin by associating a non-negative real number to each topological end of the infinitely-grafted surface X_∞ .

7.1. End data. Let S^1, S^2, \dots, S^k be the components of the metric completion $\widehat{X \setminus \lambda}$.

Recall that for any $1 \leq j \leq k$, a component of the boundary of S^j is either *closed* (a geodesic circle) or is *polygonal* (a geodesic circle with “spikes” - this is also called a “crown” in [CB88]).

Consider a polygonal boundary consisting of a cyclically ordered collection of n bi-infinite geodesics $\{\gamma_1, \gamma_2, \dots, \gamma_n\}$.

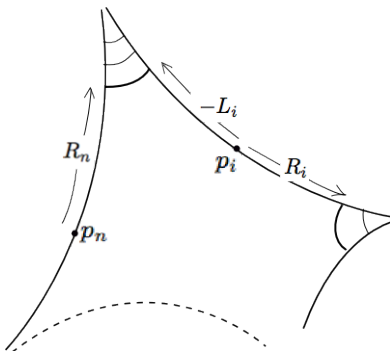
Choose basepoints $p_i \in \gamma_i$ for each $1 \leq i \leq n$. This choice gives the following notion of “height” on each half-plane adjacent to this polygonal boundary:

Definition 7.1 (Heights). For any point on the half-plane, follow the horizontal line until it hits one of the γ_i -s. The hyperbolic distance of this point from p_i (measured with sign) is the *height* of p .

Definition 7.2 (Polygonal boundary residue). For each polygonal boundary as above, we associate a non-negative real number c as follows:

- (1) If n is odd, $c = 0$.
- (2) If n is even, choose horocyclic leaves sufficiently far out in the cusped regions between the γ_i -s. Suppose they connect a point on γ_i at height R_i with a point on γ_{i+1} at height L_{i+1} . If one cuts along these arcs to truncate the spikes, we get a boundary consisting of alternating geodesic and horocyclic sides, where the geodesic side lying on γ_i has length $R_i - L_i$. Then define $c = |\sum_{i=1}^n (-1)^{i+1} (R_i - L_i)|$.

We call this the *residue* for the polygonal boundary, in analogy with the “metric residue” of a planar end (see Definition 2.1).



Remark. It is easy to see that the definition in (2) above is independent of the choice of base-points: a different choice of p_i will increase (or decrease) both L_i and R_i by the same amount, and the difference remains the same. Moreover, the definition is independent of the choice of horocyclic leaves of the truncation, as the next lemma shows.

Lemma 7.3. *Let the residue for a polygonal boundary be C . Then for any H sufficiently large, there is a choice of basepoints, and a choice of horocyclic arcs such that the set of lengths of the n geodesic sides after truncation is $\{H, H, \dots, H, H + C\}$.*

Proof. Fix a basepoint p_1 on γ_1 . For any H sufficiently large, there is a horocyclic leaf at distance H from p_1 on γ_1 . Following that leaf, we get to γ_2 , and we pick a basepoint $p_2 \in \gamma_2$ such that the horocyclic leaf was at $-H/2$ on γ_2 . Here H is chosen sufficiently large so that there is a horocyclic leaf at $H/2$ on γ_2 , and we keep following horocyclic leaves and picking basepoints on each successive γ_i which form the midpoints of segments of length H , until we come back to a point p^* on γ_1 (the end point of the horocyclic leaf at $H/2$ on γ_n).

Let C be the distance between p_1 and p^* on γ_1 . When n is odd, this distance can be reduced to 0 by moving our initial choice of basepoint p_1 (p^* moves in a direction opposite to p_1). When n is even, this distance is independent (and equal to C) for any initial choice of basepoint p_1 . In particular, if we chose the basepoint on γ_n to be the midpoint of a segment of length $(H + C)/2$ instead of $H/2$, the point p^* coincides with p_1 . \square

Now consider the conformal limit as in (7). For each $1 \leq j \leq k$ the surface S_∞^j has either cylindrical ends, corresponding to the closed boundary components of S^j , or flaring “planar” ends corresponding to the polygonal boundaries.

Definition 7.4 (End data). For each end, we can associate a *residue* which for a closed boundary equals its length, and is a non-negative number as in Definition 7.2 for a polygonal boundary.

Definition 7.5 (H -truncation). Let C be the residue of an end of S_∞^j , for some $1 \leq j \leq k$, as defined above. A *truncation of the end* at height H will be the surface obtained as follows: for a polygonal boundary of S^j choose a truncation of the spikes such that the geodesic sides have lengths $\{H, H, \dots, H + C\}$ where C is the residue for the end (see Lemma 7.3), and append euclidean rectangles of horizontal widths $H/2$ along each. For each closed boundary component, we append a euclidean annulus of width $H/2$.

Note that the complement of the truncation of an end is a punctured disk.

Remark. A similar terminology can be adopted for a truncation of a half-plane surface (see also Definition 7.9) - an H -truncation shall be the gluings of rectangles of width $H/2$ and heights H (except one of $H + C$) along its truncated metric spine.

7.2. Step 1: The surface Y_∞ . The task at hand is to define an appropriate singular flat surface Y_∞ that is conformally equivalent to X_∞ , that shall be the conformal limit of the asymptotic Teichmüller ray.

For each $1 \leq j \leq k$, consider the surface S_∞^j (see (7)). This is a Riemann surface with punctures p_1, \dots, p_m (corresponding to the planar or cylindrical ends). As in the previous section, these have residues c_1, \dots, c_m and one can choose punctured-disk neighborhoods U_1, \dots, U_m which are the complements of truncations of the ends at some choice of heights.

We shall now equip S_∞^j with a meromorphic quadratic differential that induces a conformally equivalent singular flat metric with a “(generalized) half-plane structure” (see Appendix B):

Namely, by Theorem A.8 there exists a singular flat surface Y_∞^j that is conformally equivalent to S_∞^j and has planar ends corresponding to the punctures with metric residues c_1, \dots, c_m , such that the conformal homeomorphism:

$$g^j : S_\infty^j \rightarrow Y_\infty^j$$

preserves the punctures, and the *leading order terms* of the generalized half-plane differential (see Definition A.3) on Y_∞^j with respect to the coordinate neighborhoods $V_1 = g^j(U_1), V_2 = g^j(U_2), \dots, V_m = g^j(U_m)$ are all equal to 1.

Remark. The Gauss-Bonnet theorem rules out the possibility of the exceptional cases of Theorem A.8: namely, there cannot be a hyperbolic surface with two infinite geodesics bounding a “bigon”, nor can there be two distinct closed geodesics bounding an annulus.

We define

$$Y_\infty = Y_\infty^1 \sqcup Y_\infty^2 \sqcup \dots \sqcup Y_\infty^k$$

and the union of the maps above gives a conformal homeomorphism

$$(8) \quad g : X_\infty \rightarrow Y_\infty$$

The choice of leading order terms above implies the following (see Lemma A.4):

Lemma 7.6. *The derivative of g at each pole with respect to uniformizing coordinates is 1. That is, for any j , let the conformal maps $\phi : U_j \rightarrow \mathbb{D}$ and $\psi : V_j \rightarrow \mathbb{C}$ take p and ∞ respectively, to 0. Then $|(\psi \circ g \circ \phi^{-1})'(0)| = 1$.*

7.3. Step 2: Adjusting the map g . Consider the surfaces S_∞^j and Y_∞^j as in the previous section, for some $1 \leq j \leq k$.

In what follows, we shall denote their H -truncations (see Definition 7.5 and the following remark) by S_H^j and Y_H^j , and their complements by Q_H^j and P_H^j respectively.

We shall assume that ∂S^j has exactly one polygonal boundary: the case of closed boundary has been handled before (see [Gupa], and §6.1 for an outline), and when there are several boundary components the following arguments are identical, except one needs to keep track of each component with an additional cumbersome index.

By this assumption Q_H^j and P_H^j are topologically punctured disks, and P_H^j is a planar end in the sense of Definition 2.1.

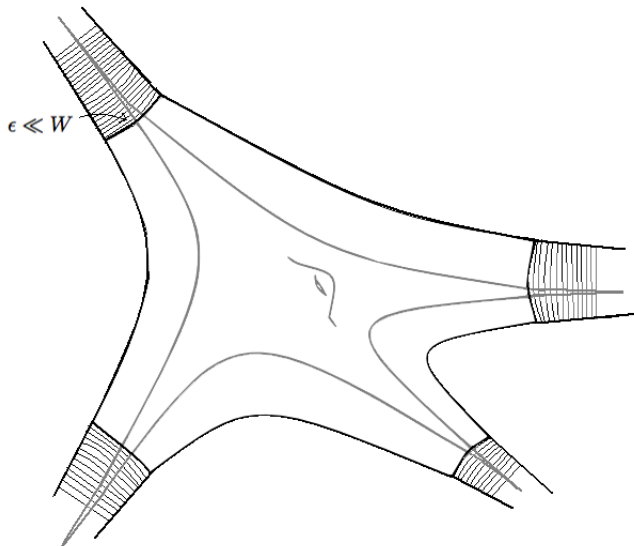


FIGURE 14. This shows Q_t^j with its polygonal boundary, and the infinite strips adjoining each horizontal edge of width W . In Lemma 7.7 the map f^j collapses the ϵ -thin hyperbolic “spikes” and is an isometry on the half-planes in the complement.

Recall from §6.2 that we have fixed an $\epsilon > 0$.

Lemma 7.7. *There exists an $H_0 > 0$ such that there is a $(1 + \epsilon)$ -quasiconformal map*

$$f^j : Q_{H_0}^j \rightarrow P_{H_0}^j$$

that is height-preserving, and (ϵ, ϵ) -almost-isometric on any horizontal segment in the domain.

Proof. Suppose S^j has a polygonal end with n geodesic lines as boundary components, so S_∞^j has n half-planes attached along them. The subset $Q_{H_0}^j$ has n euclidean regions, each isometric to a “notched” half-plane. These regions are arranged in a cycle with adjacent ones glued to each other by a thin hyperbolic “spike” of width less than ϵ (for sufficiently large t). This euclidean-and-hyperbolic metric on $Q_{H_0}^j$ is C^1 .

The map h^j is obtained essentially by collapsing these spikes. Divide $Q_{H_0}^j$ and $P_{H_0}^j$ into vertical strips and half-planes as shown in Figure 14. Every vertical edge of $\partial Q_{H_0}^j$ is part of a vertical line bounding a half-plane which is mapped isometrically to the corresponding half-plane in $P_{H_0}^j$. The remaining infinite strips adjoining each horizontal edge is mapped by a height preserving affine map to the corresponding strips in $P_{H_0}^j$.

Assume that H_0 is sufficiently large such that each of these horizontal edges have euclidean length $W = 2H_0 \gg \epsilon$. The horizontal stretch factor for the affine map of the strips is then close to 1, and since it is height-preserving it preserves vertical distances. Being height-preserving the affine map agrees with the map on the half-planes previously described, and thus we have a C^1 map h^j that is close to being an isometry, and is hence almost-conformal. It is easy to check that a stretch map between two sufficiently long intervals whose lengths differ by ϵ , is an (ϵ, ϵ) -almost-isometry in the sense of Definition 3.4. \square

Using the quasiconformal interpolation of Lemma 4.4, we now have:

Proposition 7.8. *There exists $H_1 \gg H_0$, such that there is a $(1 + C\epsilon)$ -quasiconformal map*

$$(9) \quad h^j : S_\infty^j \rightarrow Y_\infty^j$$

that agrees with f^j on $Q_{H_1}^j$ and g^j on $S_{H_0}^j$. (Here $C > 0$ is a universal constant.)

Proof. By Lemma 7.7, there is a $(1 + \epsilon)$ -quasiconformal map $f^j : Q_{H_0}^j \rightarrow P_{H_0}^j$.

We conformally identify $Q_{H_0}^j$ and $P_{H_0}^j$ with \mathbb{D} via uniformizing maps that take ∞ to 0. By restricting g^j we have the conformal embedding $\bar{g}^j : B_r \rightarrow g(B_r) \subset \mathbb{D}$. Here, via the above identifications, the domain B_r is a subset of $Q_{H_0}^j$, and the radius r is chosen small enough such that its image under g^j is a subset of $P_{H_0}^j$. All these maps preserve $0 \in \mathbb{D}$, and by Lemma 7.6, the map \bar{g}^j has derivative 1 at 0.

Applying Lemma 4.4 we then have a $(1 + C\epsilon)$ -quasiconformal map $F^j : B_r \rightarrow g(B_r)$ that agrees with \bar{g}^j on the boundary and restricts to f^j on a smaller subdisk $B_{r'}$.

Choose $H_1 \gg H_0$ such that $B_{r'}$ contains $Q_{H_1}^j$.

The map $h^j : S_\infty^j \rightarrow Y_\infty^j$ is now defined to be the one that restricts to F^j on B_r , and to g^j to $S_\infty^j \setminus B_r$. \square

Remark. The property of f^j in Lemma 7.7 being height-preserving implies that for any $H > H_1$ the map h^j of (9) maps the truncation $S_H^j \subset S_\infty^j$ to the corresponding truncation $Y_H^j \subset Y_\infty^j$.

7.4. Step 3: Defining the Teichmüller ray. For a sufficiently small $\epsilon' > 0$ (the choice of which shall be clarified at the end of this section), consider as in §3.1 a train-track neighborhood $\mathcal{T}_{\epsilon'}$ of the lamination λ .

Recall from §5.2 that there is the corresponding decomposition of the grafted surface at time t :

$$(10) \quad X_t = S_t^1 \sqcup S_t^2 \sqcup \cdots \sqcup S_t^k$$

where each S_t^j is obtained by appending halves of adjacent branches of $\mathcal{T}_{\epsilon'}$ adjacent to the components of $X \setminus \mathcal{T}_{\epsilon'}$.

The goal of this subsection is to define the Teichmüller ray in the direction of λ . This is done by piecing together certain truncations of the (generalized) half-plane surfaces $Y_\infty^1, \dots, Y_\infty^k$, in the same pattern as the S_t^j -s in (10).

Definition 7.9. A *truncation* of a generalized half-plane surface Y is the singular flat surface with “polygonal” boundary obtained by truncating the infinite edges of the metric spine of Y , and gluing euclidean rectangles along each non-closed side, and euclidean annuli along each closed side (i.e, considering a “horizontal collar” as in §5.3.2).

For any $1 \leq j \leq k$ consider the surface S_t^j as in (10). Consider a truncation of Y_∞^j that involves rectangles and annuli of same vertical heights, and same *euclidean* widths, glued in the same pattern as S_t^j . In particular, the resulting singular flat surface Y_t^j is homeomorphic to S_t^j . The fact that the metric residue (see Defn 2.1) at punctures of Y_∞^j are equal to the residues of the ends of S_∞^j ensures that the euclidean rectangles glue up to give a polygonal boundary of Y_t^j with sides corresponding to those of ∂S_t^j .

Definition 7.10 (Y_t). The closed singular-flat surface Y_t is obtained by gluing the singular flat surfaces $Y_t^1, Y_t^2, \dots, Y_t^k$ along their boundaries according to the gluing of S_t^1, \dots, S_t^j on X_t :

Namely, any point of the boundary of S_t^j has a vertical coordinate determined by its height (Definition 7.1) and a horizontal coordinate equal to the euclidean distance from the geodesic boundary of S^j (this is zero for a point on the horocyclic sides). Similarly we have horizontal and vertical coordinates on ∂Y_t^j determined by the euclidean metric (the metric spine has zero horizontal coordinate). The gluing maps between the Y_t^j in these coordinates is then identical to those between the S_t^j on X_t . It is not hard to see that these gluing maps between Y_t^j -s are isometries in the singular flat metric, and one obtains a closed singular-flat surface Y_t .

Summarizing, we have:

$$Y_t = Y_t^1 \sqcup Y_t^2 \sqcup \dots \sqcup Y_t^k$$

Lemma 7.11. *For all t the surfaces Y_t lie along a Teichmüller geodesic ray that is independent of the train-track $\mathcal{T}_{\epsilon'}$ chosen at the beginning of the section.*

Proof. By construction of the surface Y_t , the combinatorial weighted “train-track” carrying the vertical foliation is identical (as a marked graph) to that for the measured lamination $t\lambda$ on X_t (a smaller choice of ϵ' yields a train-track with more “splitting”). This implies that the vertical foliation on Y_t is measure-equivalent to $t\lambda$. Recall Y_t is obtained by gluing rectangles of dimensions given by the branches of the train-track \mathcal{T}_ϵ on X_t , which has euclidean width proportional to t by Lemma 3.2. Hence by construction, as $t \rightarrow \infty$, vertical heights on the singular flat surfaces Y_t remain the same, but the horizontal widths are proportional to t . This is precisely the definition of surfaces along a Teichmüller ray (see §2.4). \square

Remark. The t above is not the arclength parametrization. It is related to the latter by $t = e^s$ (here s is the distance along the ray).

Choice of ϵ' . The $\epsilon' > 0$ for the train-track neighborhood $\mathcal{T}_{\epsilon'}$ in the beginning of the section is chosen to be sufficiently small such that all branches (except the annular ones corresponding to any closed curve component of λ) have height greater than H_1 of Proposition 7.8. (See Lemma 3.1.) We shall also assume $\epsilon' < \epsilon$ so that the discussion in §3 applies.

7.5. Step 4: Constructing the map f . The goal is to construct an almost-conformal map $f : X_t \rightarrow Y_t$.

Mapping the pieces. Recall the decomposition of the surfaces $X_t = S_t^1 \sqcup \cdots \sqcup S_t^k$ and $Y_t = Y_t^1 \sqcup \cdots \sqcup Y_t^k$ as in the previous section.

Lemma 7.12. *For all sufficiently large t , for each $1 \leq j \leq k$, there is a $(1 + C\epsilon)$ -quasiconformal embedding*

$$(11) \quad e^j : S_t^j \rightarrow S_\infty^j$$

that is height-preserving on the vertical sides of the boundary and $(\epsilon, 3\epsilon)$ -almost-isometric on the horizontal sides. Moreover, the image contains a truncation $S_{H_1}^j$ of the surface S_∞^j .

Proof. S_t^j consists of the hyperbolic surface \widehat{S}^j that is a truncation of S^j along horocyclic arcs, with adjacent rectangles through which leaves of the lamination λ pass, and which thus have a grafted euclidean part. By our choice of ϵ' (see the end of §7.4) the heights of these rectangles are greater than H_1 .

By Lemma 3.7, for sufficiently large t each of these rectangles admit almost-conformal maps to euclidean rectangles of identical heights and *euclidean* widths, that are (ϵ, ϵ) -good on the boundary. Together with an isometry on \widehat{S}^j these maps can be pieced together to give the required embedding e^j in S_∞^j . The image of this map comprises euclidean rectangles and annuli appended to each geodesic side of \widehat{S}^j .

By Lemma 3.2 for sufficiently large t the euclidean widths of the appended rectangles or annuli are also all greater than H_1 . Hence the embedded image in S_∞^j contains the truncation $S_{H_1}^j$.

A horizontal side of S_t^j consists of two horizontal sides of adjacent rectangles, separated by a short horocyclic arc. The embedding is (ϵ, ϵ) -almost-isometric on the sides of the rectangle, and isometric on the horocyclic arc, and hence the concatenation is $(\epsilon, 3\epsilon)$ -almost-isometric. \square

Proposition 7.13. *For sufficiently large t , and for each $1 \leq j \leq k$, there is a $(1 + C\epsilon)$ -quasiconformal map*

$$F^j : S_t^j \rightarrow Y_t^j$$

that is $(\epsilon, 4\epsilon)$ -good on the boundary.

Proof. By the previous lemma, for sufficiently large t , we have an almost-conformal embedding $e^j : S_t^j \rightarrow S_\infty^j$ such that the image contains the truncation $S_{H_1}^j$. Postcomposing with h^j of Proposition 7.8 (restricted to this image), we get a $(1 + C\epsilon)$ -quasiconformal embedding $F^j : S_t^j \rightarrow Y_\infty^j$. By the fact that e^j is height-preserving, and the remark following Proposition 7.8, the image is the truncation Y_t^j of Y_∞^j (see Definition 7.5). Moreover, since the additive errors of almost-isometries add up under composition, the composition yields an $(\epsilon, 4\epsilon)$ -almost-isometry on the horizontal sides. \square

The final map of the grafted surface.

Proposition 7.14. *For sufficiently large t , there is a $(1 + C\epsilon)$ -quasiconformal homeomorphism $f : X_t \rightarrow Y_t$, homotopic to the identity map.*

Proof. By Proposition 7.13 for sufficiently large t we have an almost-conformal map

$$F^j : S_t^j \rightarrow Y_t^j$$

for each $1 \leq j \leq k$ that is $(\epsilon, 4\epsilon)$ -good on the boundary.

The surface X_t comprises of the S_t^j -s by (10) and the surface Y_t is obtained by gluing the singular flat pieces Y_t^j (see Definition 7.10). However the maps above differ from the gluing maps on the boundary. For the pieces to fit together continuously along the boundary, one has to post-compose with a “correcting map” $F_\partial^j : \partial Y_t^j \rightarrow \partial Y_t^j$. Since all the boundary-maps constructed so far are $(\epsilon, M\epsilon)$ -good (for $M > 0$ a universal constant), so is F_∂^j . Recall that Y_t^j comprises a collection of rectangles - by Lemma 3.6, for sufficiently large t one can extend F_∂^j to an almost-conformal self-map of Y_t^j . One can now adjust the maps F^j by post-composing with these almost-conformal maps. The composition then restricts to the desired map on the boundary, and these adjusted almost-conformal maps glue up to define an almost-conformal map $f : X_t \rightarrow Y_t$. Since the conformal homeomorphism g in (8) is homotopic to the identity map, and the gluings of the truncations preserve the marking, the final map is homotopic to the identity map as claimed. \square

This completes the proof of Theorem 1.1 (see the discussion in §6.2).

By the remark on parametrization following Lemma 7.11, if $Teich_{t\lambda}Y$ denotes the surface along the Teichmüller ray from Y in the direction determined by λ , we in fact have:

$$(12) \quad d_{\mathcal{T}}(gr_{e^{2t\lambda}}X, Teich_{t\lambda}Y) \rightarrow 0.$$

APPENDIX A. GENERALIZED HALF-PLANE SURFACES

In this section we briefly recall the work in [Gupb] and note a generalization (Theorem A.8) that is used the proof of Theorem 1.1 (see §7.2).

Notation. As a minor change of convention from [Gupb], in this paper we have switched what we call the “horizontal” and “vertical” directions for the quadratic differential metric (see §2.2 for definitions). In particular, the euclidean “half-planes” below should be thought of as those bounded by a *vertical* line on the plane, and the foliation by straight lines parallel to the boundary is its *vertical* foliation.

A.1. Definitions.

Definition A.1 (Half-plane surface). Let $\{H_i\}_{1 \leq i \leq N}$ be a collection of $N \geq 2$ euclidean half planes and let \mathcal{I} be a finite partition into sub-intervals of the boundaries of these half-planes. A *half-plane surface* Σ is a complete singular flat surface obtained by gluings by isometries amongst intervals from \mathcal{I} .

Remark. The boundaries of the half-planes form a *metric spine* of the resulting surface, so alternatively a half-plane surface can be thought of as a gluing of half-planes to an infinite-length metric graph to form a complete singular flat surface.

Definition A.2. A half-plane surface as above is equipped with a meromorphic quadratic differential q called the *half-plane differential* that restricts to dz^2 in the usual coordinates on each half-plane.

Definition A.3 (Local data at poles). The poles of a half-plane differential q are at the “punctures at infinity” of the half-plane surface. The *residue* at a pole p is the absolute value of the integral

$$c = \int_{\gamma} \sqrt{q}$$

where γ is a simple closed curve enclosing p and contained in a chart where one can define $\pm\sqrt{q}$.

If in local coordinates q has the expansion:

$$q = \left(\frac{a_n}{z^n} + \frac{a_{n-1}}{z^{n-1}} + \cdots + \frac{a_1}{z} + a_0 + \cdots \right) dz^2$$

then n is the *order* and a_n is the *leading order term*.

Remarks. 1. A neighborhood of the poles are isometric to planar ends. The order equals $h + 2$, where h is the number of half-planes in the end, and the residue of the half-plane differential equals the metric residue as in Definition 2.1. (See Thm 2.6 in [Gupb].)

2. It follows from definitions that the *local data* of q at the pole also satisfy the properties:

- (*) *the residue is zero if the order is even*
- (**) *each order is greater than or equal to 4.*

We also recall the following result (Lemma 3.8 of [Gupb]):

Lemma A.4. *Let $f : \mathbb{D} \rightarrow \mathbb{C}$ be a univalent conformal map such that $f(0) = 0$ and let q be a meromorphic quadratic differential on \mathbb{C} having the local expression*

$$q(z)dz^2 = \left(\frac{a_n}{z^n} + \frac{a_{n-1}}{z^{n-1}} + \cdots + \frac{a_1}{z} + a_0 + \cdots \right) dz^2$$

*in the usual z -coordinates. Then the pullback quadratic differential f^*q on \mathbb{D} has leading order term equal to $|f'(0)|^{2-n} a_n$ at the pole at 0.*

A.2. The existence result.

Theorem A.5 ([Gupb]). *Given a Riemann surface Σ with a set of points P and prescribed local data \mathcal{D} of orders, residues and leading order terms satisfying (*) and (**), there exists a half-plane surface Σ_D and a conformal homeomorphism $g : \Sigma \setminus P \rightarrow \Sigma_D$ such that the local data of the corresponding half-plane differential is \mathcal{D} .*

(The only exception is for the Riemann sphere with one marked point with a pole of order 4, in which case the residue must equal zero.)

This can be thought of as an existence result of a meromorphic quadratic differential with prescribed poles of order at least 4, that have a global “half-plane structure” structure as described above.

Here, we shall include poles of order two, which corresponds to half-infinite cylinders. (See Thm 2.3 in [Gupb].)

Definition A.6. A *generalized* half-plane surface is a complete singular-flat surface of infinite area obtained by gluing half-planes and half-infinite cylinders along a metric graph that forms a spine of the resulting punctured Riemann surface.

Definition A.7 (Data at a double pole). A pole of order two of a generalized half-plane surface has a local expression of the form $\frac{C^2}{z^2}dz^2$ and has as an associated positive real number C , that we call its *residue*. This is independent of the choice of local coordinates, and equals $(1/2\pi)$ times the circumference of the corresponding half-infinite cylinder.

We restate the theorem mentioned in §1 slightly more precisely:

Theorem A.8. *Let Σ be a Riemann surface with a set P of n marked points let \mathcal{D} be local data satisfying (*) and (**) for orders not equal to two. Then there is a corresponding generalized half-plane surface $\Sigma_{\mathcal{D}}$ and a conformal homeomorphism*

$$g : \Sigma \setminus P \rightarrow \Sigma_{\mathcal{D}}$$

that is homotopic to the identity map.

(The only exceptions are for the Riemann sphere with exactly one pole of order 4, or exactly two poles of order 2.)

The proof of Theorem A.5 easily generalizes to include these half-infinite cylinders and give a proof of this result. In the next section we provide a sketch of this proof, referring to [Gupb] for details.

A.3. Sketch of the proof of Theorem A.8. A “generalized” half-plane surface is allowed to have half-infinite cylinders, in addition to half-planes. We shall follow the outline of the proof in [Gupb] (see §5 and §12 of that paper) with the additional discussion for the poles of order two. For all details see [Gupb].

We already have a choice of coordinate charts around the points of P on Σ , since the leading order terms of the prescribed local data \mathcal{D} depend on such a choice. Pick one such chart U containing the pole p , and conformally identify the pair with $(\mathbb{D}, 0)$. Let the local data associated with this pole consist of the order n , residue a and leading order term c .

Quadrupling. Produce an exhaustion of $\Sigma \setminus P$ by compact subsurfaces Σ_i by excising, from each coordinate disk as above, the subdisk U_i of radius 2^{-i} .

We shall put a singular flat metric on each Σ_i that we can complete to form a (generalized) half-plane surface Σ'_i :

For the boundary component ∂U_i , mark off $(n - 2)$ disjoint arcs on it (no arcs for order two). Take two copies of the surface Σ_i , and “double” across these boundary arcs, that is, glue the arcs on corresponding boundary components by an anti-conformal involution. If some orders are greater than or equal to 4, the doubled surface has “slits” corresponding to the complementary arcs on each of the boundary components which are not glued. Now form a *closed* Riemann surface $\widehat{\Sigma}_i$ by doubling across these slits.

Singular flat metrics. On $\widehat{\Sigma}_i$ we have disjoint homotopy classes of simple closed curves around each of the slits glued in the second doubling step (n of them associated with the pole p). By a theorem of Jenkins and Strebel (see [Str84]) there is a holomorphic quadratic differential which in the induced singular flat metric comprises metric cylinders glued together along their boundaries. Quotienting back by the involutions of the two doubling steps, one gets a singular flat metric on the surface Σ_i we started with. Each metric cylinder gives a rectangle as a quotient, for higher-order poles, and an annulus for a double-order pole. Each boundary component of the singular flat surface Σ_i is either closed (for the latter case) or “polygonal” with alternating vertical and horizontal sides, corresponding to the boundary arcs we chose and their complementary arcs.

In our application of the Jenkins-Strebel theorem one can also prescribe the “heights” of the cylinders, which in the quotient gives the lengths of the “vertical” sides. We prescribe these such that their alternating sum equals the residue for higher order poles. For a double-order pole, we choose the height (circumference of the annulus) equal to 2π times its residue (Definition A.7).

By choosing the arcs in the initial step appropriately one can prescribe the circumferences of the cylinders. (See §7 of [Gupa].) Together with the prescribed “heights” this gives complete control on the dimensions of these polygonal boundaries. In particular, we choose these dimensions such that the boundary component corresponding to p is isometric to the boundary of a truncation of a planar end (of residue a) at height H_i , where

$$(13) \quad H_i = (H_0 \cdot 2^i)^{n/2}$$

(As we shall see later, H_0 is a constant that we choose for each pole.)

For each, we glue in an appropriate planar end (see Definition 2.1) or half-infinite cylinder, to get a generalized half-plane surface Σ'_i .

A geometric limit. Since $H_i \rightarrow \infty$ as $i \rightarrow \infty$ in (13), the planar end one glues in to form Σ'_i gets smaller as a conformal disk, and it is easy to check from the definition in §5.1 that the sequence of singular-flat surfaces $\{\Sigma_i\}_{i \geq 1}$ have $\Sigma \setminus P$ as a conformal limit.

On the other hand, one can show that the sequence of $\{\Sigma_i\}_{i \geq 1}$ has a generalized half-plane surface $\Sigma_{\mathcal{D}}$ as a conformal limit. As in [Gupb], the proof of this breaks into two steps:

Firstly, one can show that the corresponding sequence of meromorphic quadratic differentials q_i converges to one with the same local data \mathcal{D} , in the meromorphic quadratic differential bundle over \mathcal{T}_g corresponding to the associated divisor. This holds because of the geometric control in (13) - this makes the planar end \mathcal{P}_{H_i} glued in conformally comparable to the subdisk of radius 2^{-i} excised from U (see Lemma 7.4 of [Gupb]). Namely, there is an almost-conformal map between the pairs $(\mathbb{D}, B_{1/2^i})$ and (U, \mathcal{P}_{H_i}) . On the (generalized) half-plane surface Σ'_i , the disk U can be identified with a planar domain via a conformal embedding f_i . Moreover the subdisk U_i is the preimage by f of the planar end \mathcal{P}_{H_i} . The meromorphic quadratic differential q_i is then a pullback of some fixed differential q_0 on \mathbb{C} by f_i (see the remark following Definition 2.1). By the almost-conformal correspondence above, there is a control on diameters of the planar domains involved, which gives a uniform bounds of the derivative of f_i at p . The sequence f_i then forms a normal family, and $f_i \rightarrow f$ and $q_i \rightarrow q$. On U , q restricts to the pullback of q_0 by f .

In the second step, one shows that q is also a generalized half-plane differential, that is, the sequence Σ'_i in fact converges to a generalized half-plane surface. This latter limit $\Sigma_{\mathcal{D}}$ is built by attaching half-planes and half-infinite cylinders along a metric spine that the metric spines of Σ'_i converge to, after passing to a subsequence. One needs an argument to show that this limiting spine has the same topology. It suffices to show that one can choose a subsequence such that the metric graphs are identical as *marked graphs*: Any edge of a metric spine along the sequence of converging q_i has an adjacent collar of area proportional to its length, and along the sequence they cannot accumulate an increasing amount of “twists” about any non-trivial simple closed curve since that contributes an increasing q -area to an embedded annulus about the curve. A sequence of spines having bounded twists about any simple closed curve is topologically identical after passing to a subsequence. Any cycle in the metric graph will then have a lower bound on its q_i -length (since the q_i -s are converging).

Hence no cycles collapse, and $\Sigma_{\mathcal{D}}$ has the same topology. Almost conformal maps can then be built to the limiting surface by “diffusing out” any collapse of a sub-graph that is tree (or forest), to the adjacent half-planes.

The sequence of these singular-flat surfaces $\{\Sigma_i\}_{i \geq 1}$ then has conformal limit both $\Sigma \setminus P$ and $\Sigma_{\mathcal{D}}$. By Lemma 5.1 there is a conformal homeomorphism $g : \Sigma \setminus P \rightarrow \Sigma_{\mathcal{D}}$ as desired.

The leading order term. Finally one needs to show that the higher-order poles of the limiting meromorphic quadratic differential q above have the required leading order terms. This is done by adjusting the constant term H_0 in (13). The diameters of the associated planar domains \mathcal{P}_{H_i} can take any value between 0 and ∞ by adjusting appropriately, and so do the derivatives at p of the sequence of conformal embeddings f_i (see above), and its limit f . By Lemma A.4 the leading order term is determined by q_0 and this derivative, and can be prescribed arbitrarily.

REFERENCES

- [AB56] L. Ahlfors and A. Beurling, *The boundary correspondence under quasiconformal mappings*, Acta Math. **96** (1956).
- [Ahl06] Lars V. Ahlfors, *Lectures on quasiconformal mappings*, second ed., University Lecture Series, vol. 38, American Mathematical Society, 2006.
- [AJKS10] Kari Astala, Peter Jones, Antti Kupiainen, and Eero Saksman, *Random curves by conformal welding*, C. R. Math. Acad. Sci. Paris **348** (2010), no. 5-6.
- [CB88] Andrew J. Casson and Steven A. Bleiler, *Automorphisms of surfaces after Nielsen and Thurston*, Cambridge University Press, 1988.
- [CDR12] Young-Eun Choi, David Dumas, and Kasra Rafi, *Grafting rays fellow travel Teichmüller geodesics*, Int. Math. Res. Not. IMRN (2012), no. 11.
- [DK12] Raquel Díaz and In Kang Kim, *Asymptotic behavior of grafting rays*, Geom. Dedicata **158** (2012).
- [Dum] David Dumas, *Complex projective structures*, Handbook of Teichmüller theory. Vol. II, vol. 13, pp. 455–508.
- [FLP79] *Travaux de Thurston sur les surfaces*, Astérisque, vol. 66, Société Mathématique de France, Paris, 1979.
- [Gupa] Subhojoy Gupta, *Asymptoticity of grafting and Teichmüller rays I* <http://arxiv.org/abs/1109.5365>.
- [Gupb] ———, *Meromorphic quadratic differentials with half-plane structures* <http://arxiv.org/abs/1301.0332>.
- [Ham] Ursula Hamenstädt, *Symbolic dynamics for the Teichmüller flow* <http://arxiv.org/abs/1112.6107>.
- [HM79] John Hubbard and Howard Masur, *Quadratic differentials and foliations*, Acta Math. **142** (1979), no. 3-4.
- [Kap09] Michael Kapovich, *Hyperbolic manifolds and discrete groups*, Modern Birkhäuser Classics, Birkhäuser Boston Inc., Boston, MA, 2009.
- [KP94] Ravi S. Kulkarni and Ulrich Pinkall, *A canonical metric for Möbius structures and its applications*, Math. Z. **216** (1994), no. 1.
- [Kra90] Irwin Kra, *Horocyclic coordinates for Riemann surfaces and moduli spaces. I. Teichmüller and Riemann spaces of Kleinian groups*, J. Amer. Math. Soc. **3** (1990), no. 3.
- [KT92] Yoshinobu Kamishima and Ser P. Tan, *Deformation spaces on geometric structures*, Aspects of low-dimensional manifolds, Adv. Stud. Pure Math., vol. 20, 1992, pp. 263–299.
- [Lev83] Gilbert Levitt, *Foliations and laminations on hyperbolic surfaces*, Topology **22** (1983), no. 2.
- [Mas] Howard Masur, *Geometry of Teichmüller space with the Teichmüller metric*, Surv. Differ. Geom., vol. 14.
- [Mas82] ———, *Interval exchange transformations and measured foliations*, Ann. of Math. (2) **115** (1982), no. 1.
- [PH92] R. C. Penner and J. L. Harer, *Combinatorics of train tracks*, Annals of Mathematics Studies, vol. 125, Princeton University Press, Princeton, NJ, 1992.
- [Str84] Kurt Strebel, *Quadratic differentials*, Ergebnisse der Mathematik und ihrer Grenzgebiete (3) [Results in Mathematics and Related Areas (3)], vol. 5, Springer-Verlag, 1984.
- [SW02] Kevin P. Scannell and Michael Wolf, *The grafting map of Teichmüller space*, J. Amer. Math. Soc. **15** (2002), no. 4.

- [Tan97] Harumi Tanigawa, *Grafting, harmonic maps and projective structures on surfaces*, J. Differential Geom. **47** (1997), no. 3.
- [Thu82] William Thurston, *The geometry and topology of 3-manifolds*, Princeton University Lecture Notes (1982).
- [Vee86] William A. Veech, *The Teichmüller geodesic flow*, Ann. of Math. (2) **124** (1986), no. 3.

CENTER FOR QUANTUM GEOMETRY OF MODULI SPACES, NY MUNKEGADE 118, DK 8000 AARHUS C, DENMARK.

E-mail address: `sgupta@cgm.au.dk`