

Tower tableaux and Schubert polynomials

Olcaý Coşkun, Müge Taşkın

Boğaziçi Üniversitesi, Matematik Bölümü 34342 Bebek, İstanbul, Turkey.

Abstract

We prove that the well-known condition of being a balanced labeling can be characterized in terms of the sliding algorithm on tower diagrams. The characterization involves a generalization of authors' Rothification algorithm. Using the characterization, we obtain descriptions of Schubert polynomials and Stanley symmetric functions.

Keywords: Schubert polynomial, tower tableaux, balanced labeling

1. Introduction

Tower diagrams are introduced by the authors as a new way to study reduced words of permutations. The same diagrams are also studied by several authors in different contents, see [2], [5], [6]. In this paper, our aim is to study the relation between the tower tableaux and Schubert polynomials. A relation between these objects can be predicted since the well-known Rothe diagrams are closely related to tower diagrams, as shown in [3, Section 6 - 7] as well as to Schubert polynomials as shown in [4].

Given a permutation $\omega \in S_n$, recall that, the Rothe diagram of ω is equivalent to the diagram of inversions and is constructed by removing certain hooks from a square diagram of size n . On the other hand, the tower diagram of ω is obtained by sliding a reduced word of ω to the empty diagram, with the rules recalled in Section 2. By Theorem 2.4 in [4], there is a bijection between all reduced words of the permutation ω and all *injective balanced* labelings of its Rothe diagram. On the other hand, by Theorem 4.4 in [3], there is a bijection between the set of all reduced words of ω and all *standard* labelings of its tower diagram. See Section 2 for further descriptions.

This similarity between the two construction comes from the above mentioned characterization of tower and Rothe diagrams, each in terms of the other. Precisely, the tower diagram of ω can be determined by pushing the cells in the Rothe diagram of ω to the top border of the diagram and then reflecting them

Email addresses: `olcay.coskun@boun.edu.tr` (Olcaý Coşkun),
`muge.taskin@boun.edu.tr` (Müge Taşkın)

¹Both of the authors are supported by Boğaziçi-BAP-6029 and by Tübitak/3501/109T661.

on this border. Obtaining the Rothe diagram from the tower diagram is more complicated and is given by the Rothification algorithm, also recalled below. This algorithm makes use of a special labeling of tower diagrams.

In this paper, we push this relation between tower and Rothe diagrams forward to obtain a new description of Schubert polynomials in terms of tower tableaux. In order to achieve this, we use the description of Fomin-Greene-Reiner-Shimonozo which employs balanced labeling of Rothe diagrams. Our main observation is that the Rothification algorithm can be extended to all standard labelings of tower diagrams. This extension allows us to establish a bijective correspondence between standard tower tableaux and injective balanced labelings of Rothe diagrams, and hence we transform the condition of being injective and balanced to the condition of being standard.

We can rephrase this result as follows. Let $\text{STT}(\omega)$ denote the set of all standard tower tableaux of shape $\mathcal{T}(\omega)$ and let $\text{IBL}(\omega)$ denote the set of all injective balanced labeling of the Rothe diagram of ω . Also let $\text{Red}(\omega)$ denote the set of all reduced words of ω . Then the following diagram commutes.

$$\begin{array}{ccc}
 \text{STT}(\omega) & \xrightarrow{\text{Rothification}} & \text{IBL}(\omega) \\
 & \swarrow \text{Sliding} & \nearrow \text{Canonical tableau} \\
 & \text{Red}(\omega) &
 \end{array}$$

This bijection suggests the existence of a more general correspondence between balanced labelings of Rothe diagrams and certain labelings of tower diagrams. We show, in Section 3, that the Rothification algorithm can be extended to *semi-standard* tower tableaux in such a way that the above bijection between standard tower tableaux and injective balanced labelings extends to a bijection between semi-standard tableaux and balanced labelings. Now, being balanced is transformed to being semi-standard.

The reason behind the above correspondence can be seen by determining the hooks in tower diagrams that correspond to the hooks in Rothe diagrams under Rothification. We include this at the end of Section 3.

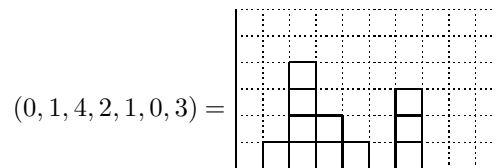
Returning back to Schubert polynomials, Fomin-Greene-Reiner-Shimonozo prove that the monomials in the Schubert polynomial of a permutation ω are determined by flagged column strict balanced labelings of its Rothe diagram. Using the above correspondence, we prove, in Section 4, that the monomials can also be described by the flagged semi-standard tower tableaux. As in the case of balanced labelings, our result also describes Stanley symmetric functions, as indicated in Section 4.

Acknowledgement. We thank the referees for careful reading and helpful remarks.

2. Preliminaries

2.1. Digression on tower diagrams

In this section, we recall the necessary background from [3] without details. To begin with, by a **tower** \mathcal{T} of size $k \geq 0$ we mean a vertical strip of k squares of side length 1. Then a **tower diagram** \mathcal{T} is a finite sequence $(\mathcal{T}_1, \mathcal{T}_2, \dots, \mathcal{T}_l)$ of towers. We always consider the tower diagram \mathcal{T} as located on the first quadrant of the plane so that for each i , the tower \mathcal{T}_i is located on the interval $[i - 1, i]$ of the horizontal axis and has size equal to the size of \mathcal{T}_i . The following is an example of a tower diagram.



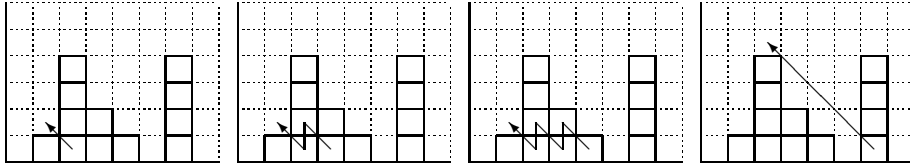
To any tower diagram \mathcal{T} , one can associate a set, still denoted by \mathcal{T} , consisting of the pairs of non-negative integers with the rule that each pair (i, j) corresponds to the cell in \mathcal{T} whose south-east corner is located at the point (i, j) of the first quadrant. Such a set can also be characterized by the rule that if $(i, j) \in \mathcal{T}$ then $\{(i, 0), (i, 1), \dots, (i, j)\} \subset \mathcal{T}$. For the rest, we identify any square with its south-east corner.

There are two basic operations on tower diagrams. One of them, the flight algorithm, is a way to decrease the number of cells in a tower diagram. With this algorithm, a cell can be removed if it is a corner cell. In practice, we choose a cell, say c , from a tower and move it in the north-west direction starting from the line passing through its main diagonal subject to the following conditions.

- (i) If the line does not intersect any other cell, we say that the cell c has a flight path consisting of just itself.
- (ii) Otherwise, if the first intersection with the tower diagram is the north-east corner of the top cell of a tower, then we say that the cell c has no flight path.
- (iii) Finally, if the intersection is through the main diagonal of another cell, say d , in the tower diagram, then we say that the cell c has a flight path if and only if the cell e just below d has. In that case the flight path of c is the union of the flight path of e and the cells c and d .

A top cell of a tower with a flight path is called a **corner** of the tower diagram. To each corner cell, we associate a **flight number** f if the main diagonal of the left most cell in the flight path lies on the diagonal $x + y = f$. We denote by $c \searrow \mathcal{T}$ the tower diagram obtained by removing the corner cell c .

Example 2.1. In the following tower diagram, we illustrate the cells which have no flight path. Thus all other cells have a flight path.

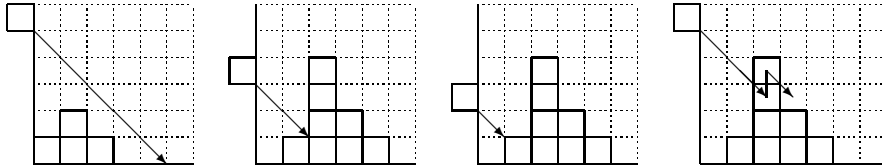


On the other hand, the other basic algorithm, called the sliding, is a way to increase the number of cells in a tower diagram. In this case, under certain conditions, we can slide new cells into the diagram along reverse diagonal lines. This operation can be thought as a sliding of numbers into the diagram. Practically, when we slide the number i , we place a new cell c so that it lies on $x + y = i$ and its east border is the interval $[i, i + 1]$ on the y -axis. Then we let it slide on the line passing through its main diagonal. This can be thought as the sliding of i into the diagram. Now there are four cases.

- (i) If the line $x + y = i$ does not intersect any cell of the tower diagram, we say that the cell c has a slide into the tower diagram through $x + y = i$. The sliding stops when the cell intersects with the x -axis.
- (ii) Otherwise, while sliding, if the first intersection of the line $x + y = i$ appears on the northeast corner of some cell, say d , then the top of d is empty and c is placed on the top of d .
- (iii) For the other case, if the first intersection of $x + y = i$ is on the north-west corner of a cell, say d , and if the top of d is empty, then we say that the cell c has no slide into the tower diagram, and that the sliding algorithm terminates for the cell c .
- (iv) In the remaining case, if the first intersection is with the north-west corner of a cell, say d , and if the top of d is non-empty, then we move the cell c one level up and let it continue its sliding through the new diagonal line $x + y = i + 1$, starting from the top of d , subject to the same conditions.

We include the technical definition of sliding in the appendix, where it is used to prove a technical lemma.

Example 2.2. In the following example, we illustrate the four cases of the sliding algorithm. Observe that the sliding algorithm terminates only on the third case.



It is easy to prove that the flight and the sliding algorithms are inverse to each other. We refer to [3] for detailed definitions and examples. With the sliding algorithm, we can slide words into the empty diagram to obtain tower diagrams, whenever the sliding algorithm does not terminate for each letter of the word. In this case, in order to keep track of the order of appearance of the

cells, we put numbers $1, 2, \dots, l$ inside the cells where l is the number of cells in the tower diagram. For example, by sliding the word $\alpha = 54534562$ into the empty diagram, we obtain the tower diagram $(0, 1, 4, 2, 1)$ together with the corresponding numbering given below.

		7					
		6					
		5	3				
	8	4	2	1			

Now we call a tower tableau *standard* if it is obtained by the sliding of a word. It is possible to characterize standard tower tableaux by referring to the flight algorithm instead of sliding. More precisely, we call a tower tableau T of n cells standard, if for any $k \in \{0, 1, \dots, n-1\}$, the cell numbered with $n-k$ is a corner cell in the partial tableau $T_{\leq n-k}$ obtained by forgetting all the cells with greater label.

It follows from the definition that labeling of the tower diagram \mathcal{T} obtained by labeling the right most bottom cell with 1 and continuing from bottom to top and right to left is standard. This special labeling is called the natural tower tableau of shape \mathcal{T} and is denoted by \mathbb{T} .

In [3, Theorem 4.3], we show that given a word α , the sliding algorithm produces a standard tower tableau if and only if the word is a reduced word for some permutation. This establishes a bijective correspondence between the set of all reduced words and the set of all standard tower tableaux. On the other hand, by [3, Theorem 4.4], any permutation determines a unique shape, in other words, two different reduced words for a given permutation determine two different labelings of the same tower diagram. As a result, we obtain a bijective correspondence between

- (a) the set of all finite permutations and
- (b) the set of all (finite) tower diagrams.

Combining these two bijections, for a given permutation ω with the associated tower diagram \mathcal{T} , we obtain a bijective correspondence between

- (a) the set of all reduced words representing ω and
- (b) the set of all standard tower tableaux of shape \mathcal{T} .

Here, given a reduced word α , the standard tower tableau is determined by the sliding algorithm, whereas, given a standard tower tableau, the corresponding reduced word is determined by the flight algorithm. This goes as follows. Let T be a standard tower tableau of size l and for any $1 \leq i \leq l$, let α_i be the flight number of the cell with label i in the tableau $T_{\leq i}$. Then the word $\alpha = \alpha_1 \alpha_2 \dots \alpha_l$ is reduced whose sliding gives the tableau T . We call α the **reading word** of T .

2.2. Semi-standard tower tableaux

In order to use tower diagrams in the context of Schubert polynomials, we need to introduce semi-standard labelings. These will also generalize the earlier definition of being standard. The definition goes as follows.

Definition 2.3. Let \mathcal{T} be a tower diagram and let $f : \mathcal{T} \rightarrow \mathbb{N}$ be a function. Also let n be the maximum value of f .

1. The set

$$T = \{((i, j), f(i, j)) \mid (i, j) \in \mathcal{T}\}$$

is called a **tower tableau** of shape \mathcal{T} . In this case, we write $\text{shape}(T) = \mathcal{T}$ and call $f(i, j)$ the **label** of (i, j) .

2. Let

$$T_{\leq m} = \{((i, j), f(i, j)) \in T \mid f(i, j) \leq m\}$$

be the sub-tableau of T (not necessarily a tower diagram) consisting of the cells of T with label less than or equal to m , for any m .

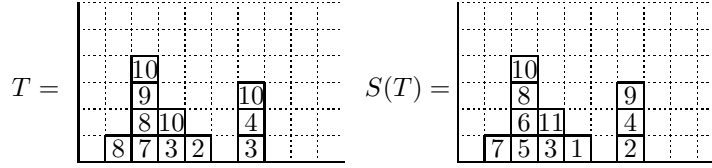
3. The tableau T is called a **semi-standard tower tableau** if the following conditions are satisfied.
 - (a) The set C_T of corners with maximal label n is not empty.
 - (b) Letting c be the cell in C_T with minimal flight number, the tower tableau $c \swarrow T_{\leq n}$ is semi-standard.

It is easy to prove that when the function f is injective, with the image $\{1, 2, 3, \dots, n\}$, then being semi-standard is equivalent to being standard. Moreover, it follows from the definition that one can associate a standard tower tableau to any given semi-standard tower tableau, in a unique way. Indeed, let T be a semi-standard tower tableau, and let l be the number of cells in T . Also let \mathcal{T} be the shape of T . Then the standard tower tableau $S(T)$, called the **standardization** of T , is defined recursively as follows.

If l is equal to one, then there is a unique standard tower tableau of this shape, and we let $S(T)$ be this unique tableau. For $l > 1$, let c be the unique corner cell of T with maximal label and minimal flight number. Then we define the tableau $S(T)$ as the standard tower tableau of shape \mathcal{T} where the cell c has label l and

$$c \swarrow S(T) = S(c \swarrow T).$$

It is clear from its construction that the standardization of a semi-standard tower tableau is a standard tower tableau. Now we can associate two sequences of positive integers to a semi-standard tower tableau T . One of the sequences is the reading word of the standardization $S(T)$ of T , while the other one is the sequence of labels of T arranged in weakly increasing order. The following example illustrates a semi-standard tower tableau and its standardization respectively.



Observe that 57483425964 is the reading word of the tableau $S(T)$ whereas 23347889(10)(10)(10) is the sequence of labels in T ordered in weakly increasing fashion.

2.3. Recollections on balanced labeling

In this section, we introduce basic definitions related to balanced labeling of Rothe diagrams. Let $\omega \in S_n$ be a permutation. The *inversion diagram* of ω is the diagram defined by

$$\text{In}(\omega) = \{(i, j) \mid i < j, \omega_i > \omega_j\} \subseteq [n] \times [n].$$

Clearly the inversion diagram of ω encodes the inversions of w . Equivalent to $\text{In}(\omega)$, we also define the *Rothe diagram* \mathcal{D}_ω of ω as the set given by

$$\mathcal{D}_\omega = \{(i, \omega_j) \mid i < j, \omega_i > \omega_j\} \subseteq [n] \times [n].$$

The Rothe diagram is obtained in the following way. For any diagram \mathcal{D} , and any $(i, j) \in \mathcal{D}$, we define the *hook* $H_{(i,j)}(\mathcal{D})$ with vertex (i, j) as the set

$$H_{(i,j)}(\mathcal{D}) = \{(r, s) \in \mathcal{D} \mid r \geq i, s = j\} \cup \{(r, s) \in \mathcal{D} \mid r = i, s \geq j\}.$$

Visually, we take all the cells in \mathcal{D} which are either on the same row as (i, j) and to the right of it, or in the same column as (i, j) and below it.

Now, to determine the Rothe diagram \mathcal{D}_ω of ω , we remove all the hooks $H_{(i,\omega_i)}([n] \times [n])$ from $[n] \times [n]$. The remaining cells are the cells of the Rothe diagram and the remaining hooks of $(i, j) \in \mathcal{D}_\omega$ are denoted by $H_{(i,j)}(\omega)$.

Example 2.4. Let $\omega = 35421$. The diagram on the left shows the 5×5 array with the hooks that are to be removed to obtain the Rothe diagram \mathcal{D}_ω of ω which is shown on the right.



Next, recall that the right descents of the permutation ω form the set $\text{Des}(\omega) = \{i \mid \omega_i > \omega_{i+1}\}$. The Rothe diagram can be used to describe the set $\text{Des}(\omega)$. More precisely, we have the following correspondence

$$\begin{aligned} \text{Des}(\omega) &\leftrightarrow \{(i, \omega_{i+1}) \mid (i, \omega_{i+1}) \in \mathcal{D}_\omega\} \\ i &\leftrightarrow (i, \omega_{i+1}) \end{aligned}$$

A cell of \mathcal{D}_ω that corresponds to a descent of ω under this correspondence is called a *border cell* of \mathcal{D}_ω . As we show in the next section, there is a close relation between border cells in Rothe diagrams and corner cells in tower diagrams.

Now, a labeling $T : \mathcal{D}_\omega \mapsto \mathbb{N}^+$ is called a *balanced labeling* if for every hook $H_{(i,j)}(\omega)$, the label of the vertex cell (i, j) does not change after reordering labels in $H_{(i,j)}(\omega)$ in a weakly decreasing way from bottom to top and left to right. For example, the following labeling of the diagram from the previous example is balanced.

2	1			
4	3		4	
5	2			
6				

Further, a balanced labeling of \mathcal{D}_ω is called *column strict* if the numbers in each column do not repeat and is called *injective* if each of the labels $\{1, 2, \dots, l\}$ appears in \mathcal{D}_ω exactly once where l is the size of \mathcal{D}_ω . For example, the above balanced labeling is column-strict but not injective.

We denote by $\text{BL}(\omega)$, $\text{IBL}(\omega)$ and $\text{CBL}(\omega)$ the set of all balanced labelings, injective balanced labelings and column strict balanced labelings of the Rothe diagram of ω , respectively.

A connection between column strict balanced labelings of \mathcal{D}_ω and the reduced decomposition of ω is given in [4]. Let $\omega \in S_n$ be of length $l(\omega) = k$. It is well-known that the length $l(\omega)$ is also equal to the size of the inversion set $\text{In}(\omega)$. This implies that each transposition corresponds to a unique inversion (i, j) and hence a cell (i, ω_j) in \mathcal{D}_ω .

This connection is made explicit in [4] by associating an injective balanced labeling

$$D_\alpha : \mathcal{D}_\omega \mapsto [k]$$

of \mathcal{D}_ω to each reduced word $\alpha = \alpha_1 \alpha_2 \dots \alpha_k$ of ω , by assigning $r \in [k]$ to a cell $(i, j) \in \mathcal{D}_\omega$, if s_{α_r} transposes ω_i and j where $j < \omega_i$. We call D_α the canonical labeling of \mathcal{D}_ω associated to α . We illustrate the definition with the diagram of the previous example. Let $\alpha = 42341234$ be a reduced word of ω . Then the corresponding injective balanced labeling is given as follows.

5	2			
6	3		1	
7	4			
8				

One of the main results in [4] states that the above construction induces a bijective correspondence between $\text{Red}(\omega)$ and $\text{IBL}(\omega)$, see Theorem 2.4 in [4]. The inverse bijection is given by constructing a reduced word from a given

injective balanced labeling, in the following way. Let $D \in \text{IBL}(\omega)$, and suppose that the length of ω is k . Then for each i with $1 \leq i \leq k$, we define

$$\alpha_i = I(i) + R^+(i) + U^+(i)$$

where $I(i)$ denotes the row index of the cell in D with label i and $R^+(i)$ (resp. $U^+(i)$) denotes the number of entries $j > i$ in the same row as i (resp. above i in the same column). Then by Theorem 5.2 in [4], the word $\alpha = \alpha_1\alpha_2 \dots \alpha_k$ is a reduced word for the permutation ω .

2.4. Schubert polynomials and Stanley symmetric functions

Finally, we recall the formula for the Schubert polynomial \mathfrak{S}_ω of $\omega \in S_n$ which is given by Billey, Jockusch and Stanley in [1] together with Stanley symmetric functions F_ω , defined by Stanley in [7].

We call a pair (a, i) of sequences $a = (a_1, a_2, \dots, a_k)$ and $i = (i_1, i_2, \dots, i_k)$ of positive integers *compatible for ω* if $a_1a_2 \dots a_k$ is a reduced word for ω and if for each $1 \leq r \leq k$, we have $i_r \leq a_r$, $i_r \leq i_{r+1}$ and $i_r < i_{r+1}$ whenever $a_r < a_{r+1}$. Then the Billey-Jockusch-Stanley description of the polynomial \mathfrak{S}_ω is given by

$$\mathfrak{S}_\omega(x_1, x_2, \dots) = \sum_{(a,i) \in \text{cp}(\omega)} x_{i_1} x_{i_2} \dots x_{i_k}$$

where the sum is over all compatible pairs for the permutation ω , see [1, Theorem 1.1].

The result of Fomin, Greene, Reiner and Shimozono in [4] shows that the compatible pairs for ω can be determined by certain balanced labelings of the Rothe diagram. More precisely, they show that there is a bijective correspondence between the set of all compatible pairs for ω and the set of all flagged column-strict balanced labeling of \mathcal{D}_ω . Here, flagged labeling is a labeling where every cell in the i -th row is labelled by an integer less than or equal to i .

In [7], Stanley defines a family of functions, the so-called Stanley symmetric functions, as the limits of Schubert polynomials. Fomin, Greene, Reiner and Shimozono showed in [4, Theorem 4.3] that taking the limit amounts to removing the flag conditions from the above equality.

3. Balanced labelings via tower tableaux

In this section, we establish the connection between balanced labelings and semi-standard tower tableaux and hence the identification of being balanced via the sliding algorithm. To achieve this, we first describe how we can remove an initial segment from a given standard tower tableaux. This will lead us to a generalization of the Rothification algorithm described in [3, Section 7].

Recall that for a standard tower tableaux T of size $n > 0$, and for any k , the tower tableau $T_{\leq k}$ is obtained by restricting its labels to $1, \dots, k$, for some $1 \leq k \leq n$. Moreover if $\alpha := \alpha_1\alpha_2 \dots \alpha_n$ is the reading word of T then

$\alpha_1\alpha_2\dots\alpha_k$ is the reading word of $T_{\leq k}$ and the cell labeled by k in T is a corner cell in $T_{\leq k}$. In the following we call $T_{\leq k}$ an **initial segment** of T .

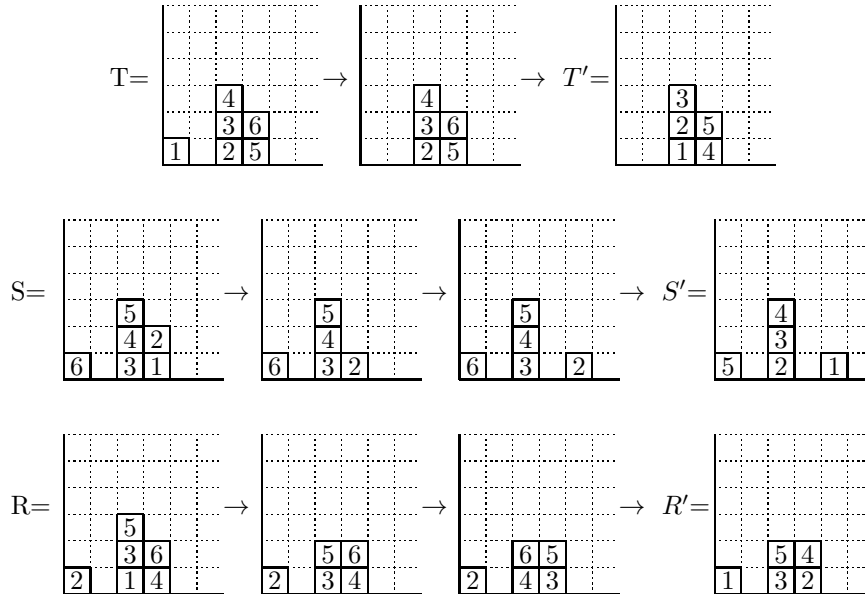
It is clear that removing an initial segment $T_{\leq k}$ from a standard tower tableau T reduces the diagram T to the tower diagram of the remaining reduced word $\alpha_{k+1}\dots\alpha_n$. To be able to use this reduction in inductive arguments, we present the following recursive algorithm.

Lemma 3.1. *Let $T = (T_1, T_2, \dots)$ be a standard tower tableau with reading word $\alpha = \alpha_1\alpha_2\dots\alpha_n$ and suppose that the cell labeled by 1, say c , is contained in the tower T_i for some $i \geq 1$. Then the standard tower tableau S corresponding to the word $\alpha' = \alpha_2\dots\alpha_n$ is obtained from T in the following steps:*

1. First remove $[c, 1]$ from T_i and push the remaining cells down in T_i
2. Then switch the resulting tower with the adjacent tower T_{i+1} (possibly empty)
3. Finally decrease all the labels in the resulting tableau by 1, in order to obtain S .

We defer the proof to the appendix and have an example below.

Example 3.2. We illustrate the algorithm described in the lemma by the following standard tower tableaux T, S and R whose reading words are, respectively $\tau = 134534$, $\sigma = 453451$ and $\rho = 314354$. Observe that the resulting tower tableaux T', S' and R' are in fact the recording tableaux of $\tau' = 34534$, $\sigma' = 53451$ and $\rho' = 14354$, respectively, in the sliding algorithm.



Using this result, we can improve the Rothification algorithm which gives the passage from the tower diagram of a permutation to its Rothe diagram.

Originally, the Rothification makes use of the natural labeling of the given tower diagram. The next result shows that one can achieve the same result starting with an arbitrary standard tower tableau. We shall have an improvement by also associating a labeling to the resulting Rothe diagram.

We first recall our notation from [3, Section 7]. Let T be a standard tower tableau of size l and $\Upsilon = (T, T^-)$ be the complete tower tableau corresponding to T . Recall that, the complete tower diagram of a permutation is obtained by sliding a reduced word of the permutation to the first quadrant with the x -axis being the border and sliding the reverse of the word to the third quadrant with the y -axis being the border. See the example below.

Now we construct the set

$$I = \{(u, v) : ([u, \text{label}(u)], [v, \text{label}(v)]) \in T \times T^-, \text{label}(u) + \text{label}(v) = l + 1\}$$

of all pairs of cells from the complete tower tableau Υ whose labels sum up to $l + 1$. Then for any $(u, v) \in I$, the vertical shadow of u and the horizontal shadow of v intersect at the point $(u_1, -v_2)$ where we write $u = (u_1, u_2)$ and $v = (v_1, v_2)$. Then the Rothification of the complete tower tableau Υ associated to T is the tableau

$$R_T = \{[(u_1, -v_2), \text{label}(u)] : (u, v) \in I\}.$$

Example 3.3. To illustrate the definition, consider the following standard tower tableau.

		5			
		3	6		
2		1	4		

The reading word of the tableau is 314354. According to the above definition, the Rothification of the corresponding complete tower tableau is given as follows.

Now we have the following result, cf [3, Theorem 7.3].

Theorem 3.4. *Let $\Upsilon = (T, T^-)$ be a complete tower tableau and let ω be the corresponding permutation. Then $\text{shape}(R_T) = \mathcal{D}_\omega$.*

Proof. The proof is very similar to that of Theorem 7.3 in [3]. We include a full proof for convenience. Argue by induction on the length l of ω . The case $l = 1$ is trivial. Suppose $l > 1$. Let $\alpha = \alpha_1\alpha_2 \dots \alpha_l$ be the reading word of T and let $\tilde{Y} = (\tilde{T}, \tilde{T}^-)$ be the complete tower diagram of $\tilde{\alpha} = \alpha_1\alpha_2 \dots \alpha_{l-1}$. By the induction hypothesis, we have $\text{shape}(R_{\tilde{T}}) = \mathcal{D}_{\tilde{\omega}}$ where $\tilde{\omega} = \omega\alpha_l$.

Here, to obtain the Rothification of the complete tower diagram of $\tilde{\omega}$, we use Lemma 3.1. Assume that the cell with label l in the tower diagram T of ω is on the i -th column and the cell with label 1 in the virtual tower diagram T^- of ω is on the row j . Then by the construction of the virtual tower diagram, we have $j = \alpha_l$.

With these notations, Lemma 3.1, the Rothification $R_{\tilde{\omega}}$ of $\tilde{\omega}$ is obtained from $R_{\tilde{T}}$ by removing the cell (j, i) from $R_{\tilde{T}}$ and then switching the rows j and $j + 1$. By the induction hypothesis, the shape of $R_{\tilde{T}}$ is equal to the Rothe diagram $\mathcal{D}_{\tilde{\omega}}$ of $\tilde{\omega}$. Now $\omega = \tilde{\omega}\alpha_l$ and $l(\omega) = l(\tilde{\omega}) + 1$. Thus by Proposition 6.1 in [3], the Rothe diagram of ω is obtained from $\mathcal{D}_{\tilde{\omega}}$ by switching the rows j and $j + 1$ and adding the cell $(j, \omega(j + 1))$ to the diagram.

Finally, to show that the equality $\text{shape}(R_T) = \mathcal{D}_{\omega}$ holds, we have to prove that the cell removed from the tower tableau T is the same as the one that is added at the end. In order to prove this, it is sufficient to show that the column numbers of these cells are the same. But by Theorem 6.2 in [3], the equality $\text{shape}(R_{\mathbb{T}}) = \mathcal{D}_{\omega}$ holds where \mathbb{T} is the natural tower tableau of ω . Moreover, by Theorem 4.1 in [3], the equality $\text{shape}(T) = \text{shape}(\mathbb{T})$ holds. Now the first equality tells us that the cell added at the end is contained in the tower diagram $\text{shape}(\mathbb{T})$ whereas the second equality tells that the tower tableau T has the same shape as the natural tower tableau \mathbb{T} . Thus, the equality $\text{shape}(R_T) = \mathcal{D}_{\omega}$ holds, as required. \square

The following corollary is immediate from the above proof.

Corollary 3.5. *Let ω be a permutation with its tower diagram \mathcal{T} and its Rothe diagram \mathcal{D} . Then there is a bijective correspondence between the set $C_{\mathcal{T}}$ of corner cells of \mathcal{T} and the set $B_{\mathcal{D}}$ of border cells of \mathcal{D} , given by reading the column indexes.*

Now we are ready to prove one of the main results of the paper. Notice that the labeling of the Rothe diagram in the previous example is balanced. Our result shows that this is not a coincidence.

Theorem 3.6. *Let ω be a permutation and $\alpha = \alpha_1\alpha_2 \dots \alpha_l$ be a reduced word representing ω . Let T_{α} be the standard tower tableau corresponding to α and let D_{α} be the canonical labeling of the Rothe diagram \mathcal{D}_{ω} of ω corresponding to α . Then the tableau D_{α} is the Rothification of the tower tableau T_{α} , that is, $R_{T_{\alpha}} = D_{\alpha}$.*

Proof. We first prove that the Rothification $R_{T_{\alpha}}$ is balanced. We argue by induction on the length l of the permutation ω . If the length is 1, then the claim is trivial. So assume that $l > 1$ and that the claim is true for all permutations of length $l - 1$. Then by Corollary 3.5, the cell, say b , with label l in $R_{T_{\alpha}}$ is a border

cell. Therefore, by [4, Theorem 4.8], the tableau R_{T_α} is balanced if and only if the tableau $R_{T_\alpha} \setminus b$ is balanced, where $R_{T_\alpha} \setminus b$ denotes the deletion of the border cell b according to [4, Lemma 4.6]. Moreover, in this case, the resulting diagram is the diagram of ωs for some transposition s . But by the above theorem, the resulting tableau is the Rothification of the tower tableau obtained by removing the corresponding corner cell, say c , in T_α . Hence by the induction hypothesis, the diagram $R_{T_\alpha} \setminus b$ is balanced, and hence R_{T_α} is balanced, as required.

Now it is sufficient to show that the word given by [4, Theorem 5.2] is equal to $\alpha = \alpha_1 \alpha_2 \dots \alpha_l$. We again argue by induction on the length of ω and assume the result for all permutations of length less than l . Then removing the border cell b with label l from R_{T_α} , the remaining diagram gives the word $\alpha_1 \alpha_2 \dots \alpha_{l-1}$, by the induction hypothesis. Thus it remains to show that the transposition s corresponding to the cell b is α_l . By [4, Theorem 5.2], s is equal to the transposition $(i, i+1)$ where i is the row index of the cell b . But the row index of b is equal to α_l since it is the first letter slid in the virtual sliding of α . \square

In the reverse direction, it is possible to determine the standard tower tableau T_α starting with D_α . Indeed, to obtain the tableau T_α , we push the labels of D_α up to the tower diagram of ω and then rearrange the entries within each column so that the labels are increasing on each column from bottom to top.

To prove this observation, let b be the cell in D_α with label l . Then it is a border cell by [4] and hence the corresponding cell, say c , in T_α is a corner cell. Moreover, removing the cell b from D_α corresponds to the removal of the cell c from T_α together with the corresponding cell from the virtual tableau T_α^- . Thus the result follows by induction on the length as in the previous case, and hence we get the following theorem.

Theorem 3.7. *Assume the notations of the previous theorem. Then the tower tableau T_α can be obtained from the canonical tableau D_α of the Rothe diagram by pushing all the labels up to the corresponding columns and rearranging them in increasing order from bottom to top.*

Via this result, we have established a bijective correspondence between injective balanced labelings of a Rothe diagram and standard tower tableaux of the corresponding shape. Indeed, by definition, any standard tower tableau is column strict and the corresponding labeling of the Rothe diagram coincides with the given labeling of the associated tower diagram at each column, up to a permutation of the entries of the column. This result can further be generalized to a bijective correspondence between semi-standard tower tableaux and all balanced labelings in the following way.

Let T be a semi-standard tower tableau and let α be the reading word of the standard tableau $S(T)$. Also let $S(\Upsilon) = (S(T), S(T)^-)$ be the complete tower tableau of $S(T)$. Then we define the completion of the semi-standard tableau T as the double labelled complete tower tableau $\Upsilon = (T, T^-)$ with the same shape as $S(\Upsilon)$ where the double labeling

$$f : \Upsilon \rightarrow \mathbb{N} \times \mathbb{N}, (i, j) \mapsto (a_{(i,j)}, b_{(i,j)})$$

of a balanced tableau up to the tower diagram, we will obtain a semi-standard tower tableau. The proof of this last claim is very similar to the proof Theorem 3.7 and is left to the reader. Hence we have obtained the following theorem.

Theorem 3.8. *Let ω be a permutation, \mathcal{T} be its tower diagram and \mathcal{D} be its Rothe diagram. Then there is a bijective correspondence between*

1. *the set $\text{SSTT}(\mathcal{T})$ of all semi-standard tower tableaux of shape \mathcal{T} and*
2. *the set $\text{BL}(\mathcal{D})$ of all balanced labelings of \mathcal{D}*

given by sending a balanced labelling to the tower tableau obtained by pushing the labels up to the diagram \mathcal{T} and rearranging them in non-decreasing order on columns. The inverse bijection is given by the Rothification algorithm described above.

Remark. The significance of the above result is that by passing from the Rothe diagram to the tower diagram, we replace the condition that the labeling is balanced by the condition that the labeling is semi-standard. We find it easier to check whether a labeling is semi-standard than to check if a labeling is balanced. The reason for this is that while checking the condition on the tower diagram, the tower diagram is getting smaller and smaller at each step, while this is not the case for the process on the Rothe diagram. Using this observation, we will determine the type of labeling that corresponds to Schubert polynomials and Stanley symmetric functions, in the next section.

We finish this section with the following result on hooks on the tower diagrams. The result will give a rationale for the above phenomenon.

Definition 3.9. *Let $c = (i, j)$ and $c' = (i', j')$ be two cells in a tower diagram $\mathcal{T} = (\mathcal{T}_1, \mathcal{T}_2, \dots)$ lying in the towers \mathcal{T}_i and $\mathcal{T}_{i'}$ respectively. Suppose that c lies on the diagonal $x + y = d$ i.e., $i + j = d$.*

1. *We say that the cell c' is **adjacent to the cell c from the right** if $i' > i$, and the cell c' lies on the diagonal $x + y = d + 1$, and there is no tower between \mathcal{T}_i and $\mathcal{T}_{i'}$ having a cell on the diagonal $x + y = d$. In this case we define*

$$\text{East}(c, \mathcal{T}) = \{c\} \cup \text{East}(c', \mathcal{T}).$$

2. *We say that the cell c' is **adjacent to the cell c from above** if $i' = i$ and $j' = j + 1$. In this case we define*

$$\text{North}(c, \mathcal{T}) = \{c\} \cup \text{North}(c', \mathcal{T}).$$

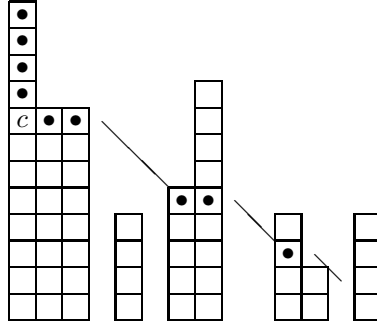
If there is no cell in \mathcal{T} which is adjacent to c from the right (respectively from above) then we define

$$\text{East}(c, \mathcal{T}) = \{c\} \quad (\text{respectively} \quad \text{North}(c, \mathcal{T}) = \{c\}).$$

Definition 3.10. Let \mathcal{T} be a tower diagram and $c = (i, j)$ be a cell in \mathcal{T} . Then we define the **hook** H_c of \mathcal{T} with vertex c as the set of all cells in \mathcal{T} which are adjacent to c from the right or above, that is,

$$H_c = \text{North}(c, \mathcal{T}) \cup \text{East}(c, \mathcal{T}).$$

As an illustration of a hook, we provide the following tower diagram where the cells other than c in H_c are labeled by a bullet \bullet .



The next result shows that our definition of a hook and the one from [4] are compatible. Also, as explained above, it shows why we can replace the condition of being balanced by being semi-standard.

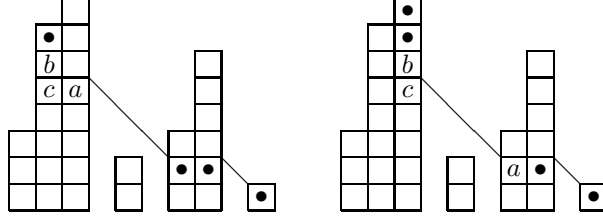
Proposition 3.11. Let ω be a permutation with tower diagram \mathcal{T} and Rothe diagram D . Let η be its natural word with standard tower tableau \mathbb{T} and canonical labelling \mathbb{D} of D . Let c be a cell in \mathbb{T} and let c' be the corresponding cell in \mathbb{D} . Then, under the Rothification, the hook H_c in \mathcal{T} coincides with the hook $H_{c'}$ in D .

Proof. Recall that the Rothification of any two standard tower tableaux T and T' of shape \mathcal{T} has the same shape, say \mathcal{D} . Thus to prove our claim, it is sufficient to consider the natural tableau \mathbb{T} of shape \mathcal{T} . Recall also that the natural word of ω is the reading word of \mathbb{T} and it has the form

$$\eta = \eta_n \dots \eta_2 \eta_1$$

where, for each $1 \leq k \leq n$, we have $\eta_k = s_k s_{k+1} \dots s_{k+|\mathcal{T}_k|-1}$ if the corresponding tower \mathcal{T}_k is nonempty and otherwise η_k is the empty word.

Let a and b be the cells in the hook H_c of the tower diagram \mathcal{T} which are adjacent to c as illustrated in the following diagrams. Observe that, by the construction of the hooks in a tower diagram, it is enough to show that under the Rothification, the corresponding cells a'' and b'' lie in the hook $H_{c'}$ of D .



Now suppose that c lies on the diagonal $x + y = d$ and it belongs to the tower \mathcal{T}_i , for some $i < n$. Then both a and b lie on the diagonal $x + y = d + 1$, the cell b belongs to \mathcal{T}_i and a belongs to \mathcal{T}_j for some $i < j$, subject to the condition that no tower between \mathcal{T}_i and \mathcal{T}_j has a cell lying on the diagonal $x + y = d$.

Therefore in the natural word $\eta = \eta_n \dots \eta_j \dots \eta_i \dots \eta_1$, we have

$$\eta_j = s_j \dots s_{d+1} \dots s_{(j+|\mathcal{T}_j|-1)}$$

$$\eta_i = s_i \dots s_d s_{d+1} \dots s_{(i+|\mathcal{T}_i|-1)}$$

and, for any $i < t < j$, the maximum index that can appear in η_t is always less than or equal to $d - 1$. Moreover the cell a is filled as a result of the sliding of s_{d+1} in η_j , whereas c and b are filled as a result of the sliding s_d and s_{d+1} in η_i , respectively.

Further, let T' be the tower tableau obtained by sliding the reverse word

$$\eta^r = \eta_1^r \dots \eta_i^r \dots \eta_j^r \dots \eta_n^r$$

of η , where

$$\eta_i^r = s_{(i+|\mathcal{T}_i|-1)} \dots s_{d+1} s_d \dots s_i$$

$$\eta_j^r = s_{(j+|\mathcal{T}_j|-1)} \dots s_{d+1} \dots s_j.$$

Let b' , c' and a' be the cells in T' that appear as a result of sliding, respectively, s_{d+1} of η_i^r , s_d of η_i^r and s_{d+1} of η_j^r . We claim that b' is adjacent to c' from the right whereas a' is adjacent to c' from above.

In order to prove the claim, first recall from the proof of Lemma 7.1 in [3] that zigzag slides never occur in the sliding of the natural word η and its reverse η^r . In other words, any number t in these words is placed through a diagonal slide which produces a cell lying on the diagonal $x + y = t$.

Therefore in the sliding of η^r , the cells b' and c' appear as a result of sliding s_{d+1} and s_d of η_i^r and hence they lie on the diagonals $x + y = d + 1$ and $x + y = d$ respectively. Since b' appears first and there are no zigzag slides, c' must be to the left of b' . On the other hand, at the stage that c' appears no tower between c' and b' has a cell on the diagonal $x + y = d$ since otherwise b' would be placed on the top of that tower at the first place. Moreover sliding of the rest of the numbers do not create any new cell between the towers of c' and b' since this necessitates zigzag slides. Therefore b' is adjacent to c' on the right in T' .

Now the cell a' appears as a result of sliding of s_{d+1} in η_j^r . Observe that any number between s_{d+1} of η_i^r and s_{d+1} of η_j^r are either greater than $d+1$ or less than d . Since there are no zigzag slides, their diagonal sliding produces cells either on top or to the right of b' or to the left of c' . Hence the cell on top of c' , which lies on the diagonal $x+y=d+1$ remains to be empty until the sliding of these numbers. Now the sliding of s_{d+1} of η_j^r follows the same path as the sliding of s_{d+1} of η_i^r except that it fills the cell lying on top of c' , as required.

Hence we have proved that a cell x in \mathbb{T} is adjacent to c from above (resp. on the right) if and only if the corresponding cell x' in \mathbb{T}' is adjacent to the corresponding cell c' on the right (resp. from above). In other words, the hook H_c of the diagram \mathbb{T} is transferred to the hook $H_{c'}$ of the diagram \mathbb{T}' , and vice versa.

Now, observe that the virtual tableau \mathbb{T}^- of \mathbb{T} is obtained by reflecting all the cells of T' along the diagonal $x+y=0$. We will denote the resulting cells in \mathbb{T}^- by the same letter as they appear in T' . By the construction of the Rothification, the cell $b'' \in \mathcal{D}$ is obtained by intersecting the vertical shadow of $b \in \mathbb{T}$ and the horizontal shadow of $b' \in \mathbb{T}^-$. One also get a'' and c'' similarly.

Finally, we are ready to prove the proposition. First, b is adjacent to c in \mathbb{T} from above if and only if b' is adjacent to c' in \mathbb{T}' on the right if and only if b' lies in a lower row than the row of c' in \mathbb{T}^- . But these are all equivalent to say that the cell b'' in \mathbb{D} corresponding to b is in the lower leg of the hook $H_{c''}$.

For the last case, a'' lies in the horizontal leg of the hook $H_{c''}$ of \mathcal{D} if and only if a' and c' lie in the same row of \mathbb{T}^- . But this is equivalent to say that a' is adjacent to c' in \mathbb{T}' on the right and hence, by the first part of the proof, this is equivalent to say that a is adjacent to c on the right, as required. \square

4. Stanley and Schubert labellings

In this section, we characterize the type of labeling of a tower diagram that describes Schubert polynomials and Stanley symmetric functions. We first introduce the following definition.

Definition 4.1. *Let ω be a permutation and let \mathcal{T} be a diagram associated to ω .*

1. *Let T be a labeling of \mathcal{T} with labels $(1^{a_1}, 2^{a_2}, \dots, k^{a_k})$. The reading monomial of T is the monomial*

$$x^T = x_1^{a_1} x_2^{a_2} \dots x_k^{a_k}.$$

2. *A (column strict) labeling T of \mathcal{T} is called a Stanley labeling of \mathcal{T} if the reading monomial of T is a monomial in the Stanley symmetric function F_ω .*
3. *A (column strict) labeling T of \mathcal{T} is called a Schubert labeling of \mathcal{T} if the reading monomial of T is a monomial in the Schubert polynomial of ω .*

By [4], any flagged balanced column strict labeling of the Rothe diagram of ω is a Schubert labeling and by [4], any balanced column strict labeling of the Rothe diagram of ω is a Stanley labeling. Clearly, one obtains the set of Schubert labelings as a set of Stanley labelings by putting the flag conditions. We introduce the following definition to check flag conditions.

Definition 4.2. *Let ω be a permutation and let \mathcal{T} be a diagram associated to ω . Let T and T' be two labelings of \mathcal{T} . We write $T \leq T'$, and say that T is less than or equal to T' , if for each cell $c \in \mathcal{T}$, the label of c at T is less than or equal to that in T' .*

Next we characterize Stanley labelings of tower diagrams.

Theorem 4.3. *Let ω be a permutation and let \mathcal{T} be its tower diagram. A labeling T of \mathcal{T} is Stanley if and only if it is column strict and semi-standard.*

Proof. By Theorem 4.3 in [4], a column strict balanced labeling of the Rothe diagram of ω is a Stanley labeling. Now by Theorem 3.8, a tower tableau is semi-standard if and only if its Rothification is balanced. It is also clear that a tower tableau is column-strict if and only if its Rothification is. Therefore, the result follows. \square

The following corollary is now immediate.

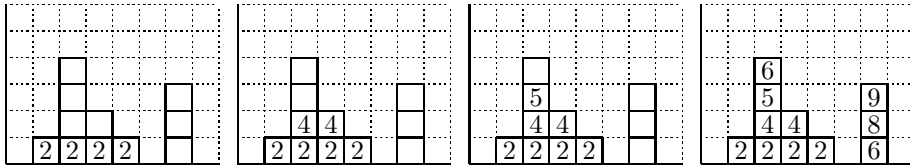
Corollary 4.4. *For a permutation ω , we have*

$$F_\omega = \sum_T x^T$$


where the sum is over all column strict semi-standard tower tableaux T of shape ω .

To characterize Schubert labelings, we first introduce the flag conditions. Let \mathcal{T} be a tower diagram. The **flag labeling** of \mathcal{T} is the function $f : \mathcal{T} \rightarrow \mathbb{N}$ such that $f(i, j) = k$ if the cell corresponding to the cell (i, j) in the Rothification is in the k -th row. We call the corresponding tower tableau the **flag tableau \mathbb{F} of shape \mathcal{T}** . Note that one can construct the flag tableau without referring to the Rothe diagram. The construction is as follows.

Let \mathcal{T} be a tower diagram. Then the flag tableau \mathbb{F} is obtained from \mathcal{T} by labeling the cells in such a way that at any step, first, among the unlabeled cells, the bottom cell c in the left most tower is labelled by its flight number. Then any cell in $\text{East}(c, \mathcal{T})$ is labelled by the same number and the step is over. We give an example of this labeling which also illustrates the steps.



To have a comparison, we include the flagged labeled Rothe diagram of the corresponding permutation.



Note that, by Proposition 3.11, the construction is equivalent to label the horizontal leg of a hook by the row index of the corresponding hook in the Rothe diagram. Finally, the following result is the characterization of Schubert labeling of tower diagrams.

Theorem 4.5. *Let ω be a permutation and \mathcal{T} be its tower diagram. A labeling T of \mathcal{T} is Schubert if and only if it is column strict, semi-standard and $T \leq \mathbb{F}$.*

Proof. In this case, by Theorem 6.2 in [4], a column strict flagged balanced labeling of the Rothe diagram of ω is a Schubert labeling. In other words, a Schubert labeling is just a flagged Stanley labeling. Now by the above observation, it is clear that a labeling of the Rothe diagram is flagged and Stanley if and only if the corresponding tower diagram satisfies the conditions of the theorem, as required. \square

Similar to the previous corollary, the following corollary is immediate.

Corollary 4.6. *For a permutation ω , we have*

$$\mathfrak{S}_\omega = \sum_T x^T$$

where the sum is over all column strict, semi-standard tower tableaux T of shape ω with $T \leq \mathbb{F}$.

Appendix A. Proof of Lemma 3.1

The proof makes use of the formal definition of the sliding algorithm which we include below.

Definition 1. Let $\mathcal{T} = (\mathcal{T}_1, \mathcal{T}_2, \dots)$ be a tower diagram and α be a positive integer. In the following we denote the *sliding of* α into \mathcal{T} by

$$\alpha \searrow \mathcal{T} = \alpha \searrow (\mathcal{T}_1, \mathcal{T}_2, \dots).$$

(S1) If \mathcal{T} has no squares lying on the diagonal $x + y = \alpha - 1$ then we put

$$\alpha \searrow \mathcal{T} := (\mathcal{T}_1, \dots, \mathcal{T}_{\alpha-1}) \sqcup \alpha \searrow (\mathcal{T}_\alpha, \dots)$$

(a) (Direct slide) If \mathcal{T} has no squares lying on the diagonal $x + y = \alpha$ then necessarily $\mathcal{T}_\alpha = \emptyset$ and for $\mathcal{T}'_\alpha = \{(\alpha, 0)\}$

$$\alpha \searrow (\mathcal{T}_\alpha, \dots) = (\mathcal{T}'_\alpha, \dots) \quad \text{and} \quad \alpha \searrow \mathcal{T} := (\mathcal{T}_1 \dots \mathcal{T}_{\alpha-1}, \mathcal{T}'_\alpha, \mathcal{T}_{\alpha+1}, \dots).$$

(b) If $(\alpha, 0) \in \mathcal{T}_\alpha$ and $(\alpha, 1) \notin \mathcal{T}_\alpha$ then the slide $\alpha \searrow \mathcal{T}$ terminates without a result.

(c) (Zigzag slide) If $(\alpha, 0) \in \mathcal{T}_\alpha$ and $(\alpha, 1) \in \mathcal{T}_\alpha$ then

$$\alpha \searrow \mathcal{T} := (\mathcal{T}_1, \dots, \mathcal{T}_\alpha) \sqcup (\alpha + 1) \searrow (\mathcal{T}_{\alpha+1}, \dots).$$

and $\alpha \searrow \mathcal{T}$ terminates if and only if $(\alpha + 1) \searrow (\mathcal{T}_{\alpha+1}, \dots)$ terminates.

(S2) Suppose now that \mathcal{T} has some squares lying on the diagonal $x + y = \alpha - 1$ and let \mathcal{T}_i be the first tower from the left which contains such a square, which is necessarily $(i, \alpha - 1 - i)$ for some $1 \leq i < \alpha$. Then we put

$$\alpha \searrow \mathcal{T} := (\mathcal{T}_1, \dots, \mathcal{T}_{i-1}) \sqcup \alpha \searrow (\mathcal{T}_i, \dots).$$

(a) (Direct slide) If $(i, \alpha - i) \notin \mathcal{T}_i$ then for $\mathcal{T}'_i = \mathcal{T}_i \cup \{(i, \alpha - i)\}$,

$$\alpha \searrow (\mathcal{T}_i, \dots) := (\mathcal{T}'_i, \dots) \quad \text{and} \quad \alpha \searrow \mathcal{T} := (\mathcal{T}_1 \dots \mathcal{T}_{i-1}, \mathcal{T}'_i, \mathcal{T}_{i+1}, \dots).$$

(b) If $(i, \alpha - i) \in \mathcal{T}_i$ and $(i, \alpha - i + 1) \notin \mathcal{T}_i$ then the slide $\alpha \searrow \mathcal{T}$ terminates without a result.

(c) (Zigzag slide) If $(i, \alpha - i) \in \mathcal{T}_i$ and $(i, \alpha - i + 1) \in \mathcal{T}_i$ then

$$\alpha \searrow \mathcal{T} := (\mathcal{T}_1, \dots, \mathcal{T}_i) \sqcup (\alpha + 1) \searrow (\mathcal{T}_{i+1}, \dots)$$

and $\alpha \searrow \mathcal{T}$ terminates if and only if $(\alpha + 1) \searrow (\mathcal{T}_{i+1}, \dots)$ terminates.

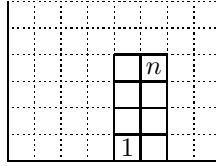
Therefore if the algorithm does not terminate then $\alpha \searrow \mathcal{T} := \mathcal{T} \cup \{(i, j)\}$ for some square (i, j) .

The following easy result is crucial in the proof of the lemma.

Lemma 1. *Let $T = (T_1, T_2, \dots)$ be a standard tower tableau and let c be the cell labeled by 1, which is contained in the tower T_i for some $i \geq 1$, equivalently $c = (i, 0)$. Then $|T_i| > |T_{i+1}|$.*

Proof. Let $\alpha_1\alpha_2\dots\alpha_n$ be the reading word of T . Observe that sliding of α_1 produces the cell $c = (\alpha_1, 0)$ i.e., $i = \alpha_1$. We will prove this argument by induction on the size of the tower tableaux. If $n = 1$ then T has only one cell and there is nothing to prove. For $n = 2$ we may have that $\alpha_2 < \alpha_1$, $\alpha_2 = \alpha_1 + 1$ or $\alpha_2 > \alpha_1 + 1$, but in each cases the sliding of α_2 after α_1 does not produce the cell $(i + 1, 0)$ therefore the statement is also true in this case.

Now assume that the statement is true for all tableaux of size $< n$. Let T be the tableau of the reading word $\alpha_1\alpha_2\dots\alpha_n$. Recall that T is obtained by sliding α_n in to the tableaux of the reading word $\alpha_1\alpha_2\dots\alpha_{n-1}$, namely $T_{\leq n-1}$, and hence the size of T is just one greater than that of $T_{\leq n-1}$. On the other hand the i -th tower of $T_{\leq n-1}$ contains more cells than its $(i + 1)$ -th tower by induction hypothesis. Therefore $|T_i| \geq |T_{i+1}|$ in T . If $|T_i| = |T_{i+1}|$ then this shows that the cell, say c , produced by the sliding of α_n into $T_{\leq n-1}$ is the top cell of T_{i+1} , and it is a corner cell labeled by n as the following figure illustrates.



As it can be easily observed from the above picture, no matter how the towers other than T_i and T_{i+1} are settled in T , the cell c labeled n cannot have a flight path in T , which contradicts it being a corner cell. Therefore $|T_i| > |T_{i+1}|$ in T . \square

Now, we prove Lemma 3.1.

Proof. We prove this result using induction on the size n of the tableaux, and hence on the corresponding reading words. For $n = 1$, the argument is clearly true. For $n = 2$, we have either $|T_i| = 1$ or $|T_i| = 2$ but always $|T_{i+1}| = 0$ and easy analysis on the corresponding reading words gives the desired result.

Let T and T' be the tableaux with reading words $\alpha_1\alpha_2\dots\alpha_n$ and $\alpha_2\dots\alpha_{n-1}$ respectively. We have that

$$T = \alpha_n \searrow T_{\leq n-1} \quad \text{and} \quad T' = \alpha_n \searrow T'_{\leq n-1}$$

where the reading words of $T_{\leq n-1}$ and $T'_{\leq n-1}$ are, respectively, $\alpha_1\alpha_2\dots\alpha_{n-1}$ and $\alpha_2\dots\alpha_{n-1}$. Observe that the cells labeled by 1 in $T_{\leq n-1}$ and in T are the same. Therefore by induction hypothesis, we may assume that $T'_{\leq n-1}$ is obtained from $T_{\leq n-1}$ by switching its i -th and $(i + 1)$ -st towers in the way described by the algorithm. Observe further that the remaining towers of $T'_{\leq n-1}$ and $T_{\leq n-1}$ are exactly the same.

Let c and d be the cells produced by $\alpha_n \searrow T'_{\leq n-1}$ and $\alpha_n \searrow T_{\leq n-1}$ respectively.

Case 1. We first assume that c appears before the i -th tower of $T_{\leq n-1}$. Then $c = d$, since the part of $T_{\leq n-1}$ and $T'_{\leq n-1}$ from the first tower to the $(i - 1)$ -st

are the same. On the other hand the label of c is $n - 1$ whereas the label of d is n . Hence T' is obtained from T by the above algorithm.

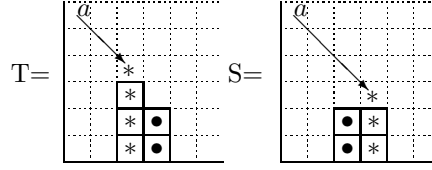
Case 2. Now we suppose that c does not appear before the i -th tower of $T_{\leq n-1}$. Recall that

$$\alpha_n \searrow T_{\leq n-1} = (T_1, \dots, T_{i-1}) \sqcup (\alpha_n + r) \searrow (T_i, T_{i+1}, \dots)$$

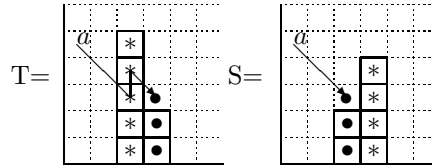
where $r \leq i - 1$ represent the number of times that the sliding of α_n makes a zigzag through (T_1, \dots, T_{i-1}) . Let

$$a = \alpha_n + r.$$

Case 2.1. We assume that, in order to produce T , the sliding $a \searrow (T_i, T_{i+1}, \dots)$ produces a cell on the tower T_i of $T_{\leq n-1}$ as illustrated below. Recall that the size of the tower T_i is strictly greater than T_{i+1} in $T_{\leq n-1}$ and that $T'_{\leq n-1}$ is obtained from $T_{\leq n-1}$ by just interchanging its i -st and $(i + 1)$ -th towers in a specific manner, which guarantees that the size of the i -th tower is less than or equal to that of the $(i + 1)$ st tower in $T'_{\leq n-1}$. As the following figure illustrates, this shows that sliding of a to $T'_{\leq n-1}$ produced a cell on top of the i -th tower. Therefore T' is obtained from T as suggested by the Lemma.

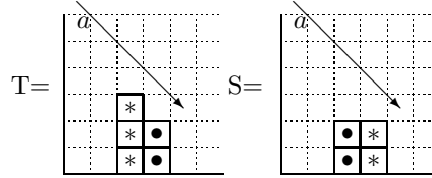


Case 2.2. We assume that, in order to produce T , the sliding $a \searrow (T_i, T_{i+1}, \dots)$ produces a cell on the tower T_{i+1} of $T_{\leq n-1}$. Since the size of T_i is greater than that of T_{i+1} , the sliding of a makes a zigzag on the tower T_i as illustrated below. On the other hand it just produce a cell on top of the i -th tower of $T'_{\leq n-1}$. Now it is clear that T' is obtain from T as the lemma suggests.

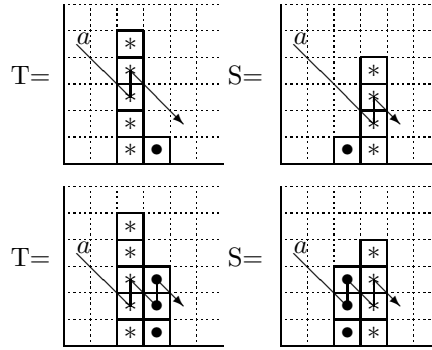


Case 2.3. We assume that $a \searrow (T_i, T_{i+1}, \dots)$ produces a cell on a tower which is on the right of T_{i+1} .

Case 2.3.1. First assume that the sliding $a \searrow (T_i, T_{i+1}, \dots)$ makes no zigzag on T_i . Let (i, j) be the top cell of T_i of $T_{\leq n-1}$. Then $a \geq (i + j) + 2$. Now in $T'_{\leq n-1}$ the $(i + 1)$ -st tower is longer than i -th tower and since the top cell of this longer tower is $(i + 1, j - 1)$, we see that the sliding of a to $T'_{\leq n-1}$ does not go through the i -th and $(i + 1)$ -st towers. Since the rest of the towers of both $T_{\leq n-1}$ and $T'_{\leq n-1}$ are the same, the sliding of a ends up in the same way for both tableaux. Therefore T' is obtained from T in the way that the lemma suggests.



Case 2.3.2. We assume that the sliding $a \searrow (T_i, T_{i+1}, \dots)$ makes a zigzag on T_i . Then the sliding of a makes a zigzag at the tower T_{i+1} or not as the following figures illustrates.



It is easy to observe that the sliding of a into both tableaux ends at the same cell since the lengths of the towers in the rest of the tableaux are the same in both tableaux. Therefore, the result is proved. \square

References

- [1] S. Billey, W. Jockusch, R. Stanley, *Some combinatorial properties of Schubert polynomials*, J. Algebraic Combin. **2** (1993), 345-374.
- [2] R. Boltje, R. Hartmann, *Permutation resolutions for Specht modules*, J. Algebraic Combin. **34** (2011), 141-162.
- [3] O. Coşkun, M. Taşkın, *Tower tableaux*, J. Combin. Theory Ser. A. **120** (2013), 843-871.
- [4] S. Fomin, C. Greene, V. Reiner, M. Shimozono, *Balanced labellings and Schubert polynomials*, Europ. J. Combin. **18** (1997), 373-389.
- [5] J. Haglund, K. Luoto, S. Mason, S. Van Willigenburg, *Refinements of the Littlewood-Richardson rule*, Trans. Amer. Math. Soc. **363** (2011), 1665-1686.
- [6] C. Ross, A. Yong, *Combinatorial rules for three bases of polynomials*, arXiv:1302.0214.
- [7] R. Stanley, *On the number of reduced decompositions of elements of a Coxeter group*, Europ. J. Combin. **5** (1984), 359-372.