

On the Landau gauge matter-gluon vertex in scalar QCD in a functional approach*

MARKUS HOPFER AND REINHARD ALKOFER

Institut für Physik, Karl-Franzens Universität Graz
Universitätsplatz 5, 8010 Graz, Austria

Recently the quark-gluon vertex has been investigated in Landau gauge using a combined Dyson-Schwinger and nPI effective action approach. We present here a numerical analysis of a simpler system where the quarks have been replaced by charged scalar fields. We solve the coupled system of Dyson-Schwinger equations for the scalar propagator, the scalar-gluon vertex and the Yang-Mills propagators in a truncation related to earlier studies. The calculations have been performed for scalars both in the fundamental and the adjoint representation. A clear suppression of the Abelian diagram is found in both cases. Thus, within the used truncation the suppression of the Abelian diagram predominantly happens dynamically and is to a high degree independent of the colour structure. The numerical techniques developed here can directly be applied to the fermionic case.

PACS numbers: 11.15.-q, 11.30.Rd, 12.38.Aw

1. Motivation

Confinement and dynamical chiral symmetry breaking ($D\chi SB$) are prominent features of QCD but still not satisfactorily understood. There is evidence that the quark-gluon vertex may provide a key position in the pursuit of finding mechanisms behind these phenomena, see, *e.g.*, Ref. [1] and references therein. Since one is interested in the non-perturbative behaviour of this Green function, appropriate methods have to be implemented. Dyson-Schwinger equations (DSEs), suitably combined with other functional methods as, *e.g.*, Functional Renormalization Group Equations or nPI Effective Actions and cross-checked with corresponding lattice results where available, provide a tool to investigate these low-energy phenomena, see, *e.g.*, Ref. [2] and references therein.

* Presented at Excited QCD 2013, 3rd - 9th February 2013, Bjelasnica Mountain, Sarajevo, Bosnia-Herzegovina

It turns out that the quark-gluon vertex is a quite complex multi-tensor object due to its Dirac structure. Only very recently attempts towards a full self-consistent solution including all possible tensor structures have been made [3], where, however, up to now only the non-Abelian diagram has been taken into account. However, despite the indications that the Abelian counterpart might be subleading, only a full self-consistent treatment can prove this assumption. Herein we dwell on another possibility to shed light on this issue. One can substitute the quarks by charged scalar fields residing in the fundamental representation of $SU(3)$. Details and applications of scalar QCD within this context can be found, *e.g.*, in Refs. [4, 5] as well as references therein. Thus, one can try to mimic certain aspects of QCD while on the other hand can work with a much simpler system due to the absence of Dirac structure. We will follow this strategy throughout the following presentation.

1.1. Scalar QCD

Scalar QCD provides an excellent playground to test, implement or improve numerical techniques and routines which can subsequently be applied in the fermionic system. Despite its simplicity, however, there are some drawbacks as can be seen from the DSE for the scalar propagator depicted in Fig. 1. Compared to the fermionic case one obtains a much richer diagrammatic structure due to four-scalar and two-scalar-two-gluon vertices not present in QCD.¹ Additional diagrams also appear in the DSEs for the gluon propagator and the scalar-gluon vertex, see Ref. [4] for details. But since our aim is to apply the techniques to the fermionic case, a truncation which meets the requirements of Ref. [3] is appropriate. In Fig. 2 and Fig. 3 the corresponding matter sector as well as the Yang-Mills system is shown.

We note that in Ref. [3] a DSE-like equation for the quark-gluon vertex has been employed, adopted from the nPI-guided ansatz proposed in Ref. [1]. Thus, all vertices in the scalar-gluon vertex DSE are dressed.² One gets a closed system if the three-gluon vertex is specified for both systems. Here the model proposed in Ref. [8] has been employed. The last two diagrams on the right-hand side of the vertex equation are referred to as the *Abelian* and the *non-Abelian* diagram. The colour traces yield prefactors of $-1/2N_c$ and $N_c/2$, respectively. We will show that this natural colour suppression of the Abelian diagram by N_c^2 is additionally amplified dynamically. Indeed, in our setup depicted in Fig. 2 it is mostly driven by the dynamics of the

¹ The constant contribution from the tadpole terms can in principle be absorbed within the renormalization procedure but nevertheless the remaining two-loop terms very likely contribute at least in the mid-momentum regime, *cf.*, Ref. [6].

² For details we refer the reader to Refs. [1, 7].

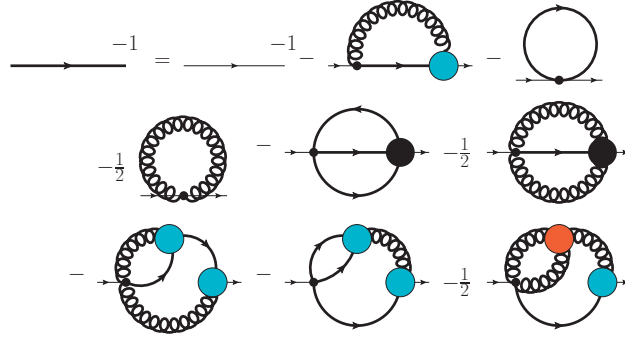


Fig. 1. The DSE for the scalar propagator [4]. Full blobs denote dressed vertices, all internal propagators are dressed.

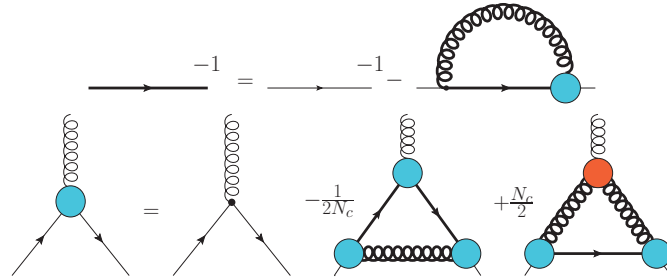


Fig. 2. The scalar propagator and the scalar-gluon vertex DSE in a diagrammatically equivalent truncation to the system treated in Ref. [3], *cf.*, also Ref. [1]. All internal propagators are dressed. Full blobs denote dressed vertices. The three-gluon vertex has been modelled according to Ref. [8].

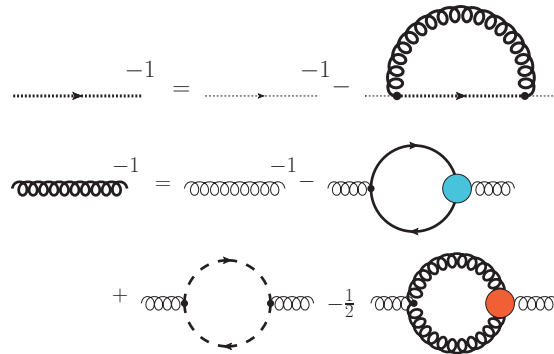


Fig. 3. The Yang-Mills system in a truncation corresponding to Ref. [8] except that in our work a scalar loop has been employed. The ghost vertices are left bare.

system as it will be shown that this suppression is also apparent for adjoint scalars, i.e. if both diagrams own the same colour trace.

To dress the vertex we use the decomposition

$$\Gamma^\nu(p, q; k) = \tilde{A} p^\nu + \tilde{B} q^\nu = (\tilde{A} + \tilde{B}) q^\nu + \tilde{A} k^\nu = (\tilde{A} + \tilde{B}) p^\nu - \tilde{B} k^\nu, \quad (1)$$

where p^ν and q^ν are the in- and outgoing momenta and $k^\nu = p^\nu - q^\nu$ is their relative momentum. The dressing functions \tilde{A} and \tilde{B} depend on the three invariants p^2 , q^2 and $p \cdot q$. Using the transversal projectors $P^{\mu\nu}(k)$ appearing in the equations one obtains

$$P^{\mu\nu}(k)\Gamma^\nu(p, q; k) = A P^{\mu\nu}(k) q^\nu = A P^{\mu\nu}(k) p^\nu, \quad (2)$$

i.e., a single dressing function $A(p^2, q^2, p \cdot q)$ is enough in the transverse Landau gauge to include the vertex. The abbreviations $x \equiv p^2$, $y \equiv q^2$ and $\zeta \equiv p \cdot q/|p||q|$ will be used in the following.

1.2. Numerical treatment

The coupled system depicted in Fig. 2 and Fig. 3 has been solved using standard techniques, where the calculations have been performed on Graphics Processing Units (GPUs). For the Yang-Mills part the numerical routines proposed in Ref. [9] have been adopted as well as improved in order to allow for an arbitrary number of GPU devices. For the matter sector a conventional integration grid has been employed using a non-linear mapping for the Gauss-Legendre nodes. Furthermore, an internal integration grid for the radial integrals is used which differs from the external one in order to avoid numerical instabilities. A further advantage of this step is the numerical performance gain since it allows to calculate the vertex on a rather coarse external grid, where subsequently a cubic spline interpolation routine interpolates smoothly between the calculated external grid points and generates the values needed for the finer internal grid. This step is performed within each iteration and can be done on GPUs in a very efficient way due to the high degree of parallelism. With this simple method one can reduce the amount of computing time without loss of accuracy resulting in running times of only a few minutes for the whole system. Within the Abelian diagram further interpolation steps have to be done. Here a bi/tri-linear interpolation routine between the spline values has been implemented. While for the scalar case this seems to over-shoot the problem, our aim is to adopt the methods to the fermionic case where it is possible that the Abelian diagram behaves non-trivially. Furthermore, the renormalization procedure of the vertex system has been adopted from Ref. [3].

2. Results for the vertex dressing function

The system described in Sec. 1.1 has been solved self-consistently including both the Abelian and the non-Abelian diagram. In the following we present our results for the vertex dressing function A introduced in Eq. (2). The calculations have been performed for scalars both in the fundamental as well as in the adjoint representation. Fig. 4(a) shows the contribution

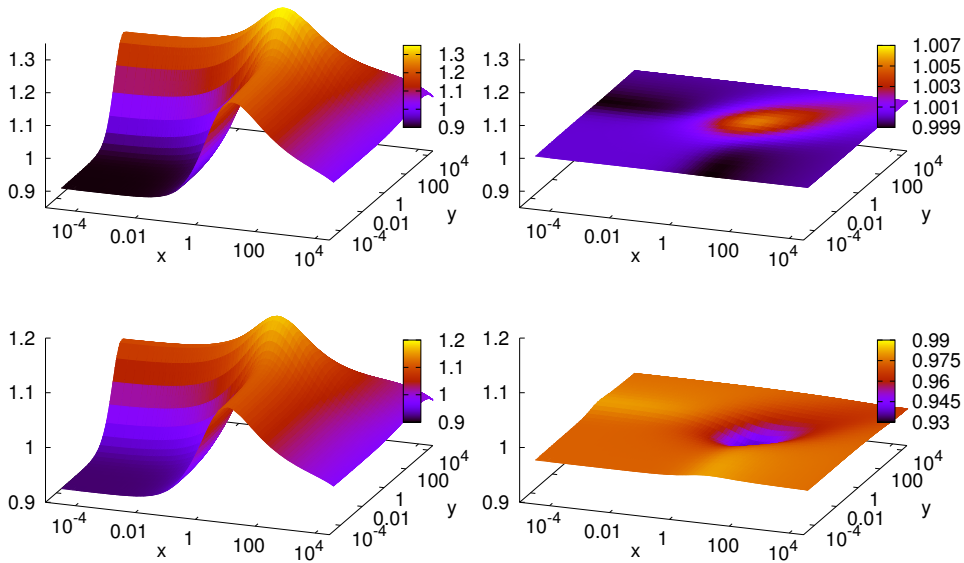


Fig. 4. The vertex dressing function $A(x, y, \zeta)$ plotted for $\zeta \approx -1$. The upper panel shows results for $SU(3)$ with a scalar field in the fundamental representation. Non-Abelian contributions (left panel) are dominant. The results for the adjoint representation of $SU(2)$ (lower panel) reveal that the colour structure has a minor influence. We also checked that this behaviour is hardly affected when varying the scalar masses. Here, no feedback from the scalar loop has been taken into account.

of the non-Abelian diagram for the fundamental representation. As can be seen from Fig. 4(b) the Abelian diagram contributes only very little. Besides its natural colour suppression it is also suppressed dynamically. This is evident when one puts the scalar field into the adjoint representation. Here the prefactors of the diagrams become the same, *i.e.*, the colour trace for the Abelian diagram changes from $-1/2N_c$ to $N_c/2$. However, as can be seen from Fig. 4(c) and Fig. 4(d) also in this case the Abelian diagram is suppressed and contributes only marginally. We note that unquenching effects result in a global suppression of both diagrams. Here, the non-Abelian diagram is more affected due to its a priori larger contribution. Furthermore, in the adjoint representation the colour factor for the scalar loop

changes from $\frac{1}{2}$ to N_c , and the system is more sensitive to flavour changes. A more detailed investigation of all these and related effects is deferred to an upcoming study.

3. Conclusions and outlook

Scalar QCD in Landau gauge has been investigated using a Dyson-Schwinger/nPI-Action approach. The coupled equations for the scalar and Yang-Mills propagators as well as the scalar-gluon vertex have been solved self-consistently in a truncation adapted to the fermionic system treated in Ref. [3]. The calculations have been performed for scalar fields in both, fundamental and adjoint, representations. A strong dynamical suppression of the Abelian diagram in the scalar-gluon vertex DSE has been found in both cases. Therefore this effect is dynamical and independent of the colour structure to a high degree. The numerical techniques can be transferred to the more complicated fermionic case [3] in a direct way.

Acknowledgments

We thank Mario Mitter for helpful discussions. MH acknowledges support from the Doktoratskolleg "Hadrons in Vacuum, Nuclei and Stars" of the Austrian Science Fund, FWF DK W1203-N16.

REFERENCES

- [1] R. Alkofer *et al.*, *Annals Phys.* **324** (2009) 106 [arXiv:0804.3042 [hep-ph]].
- [2] R. Alkofer and L. von Smekal, *Phys. Rept.* **353** (2001) 281 [arXiv:hep-ph/0007355]; P. Maris and C.D. Roberts, *Int. J.Mod. Phys. E***12** (2003) 297 [arXiv:nucl-th/0301049].
- [3] M. Hopfer, A. Windisch and R. Alkofer, *PoS CONFINEMENTX* (2013) 073 [arXiv:1301.3672 [hep-ph]].
- [4] L. Fister, R. Alkofer and K. Schwenzer, *Phys. Lett. B* **688** (2010) 237 [arXiv:1003.1668 [hep-th]]; V. Macher, A. Maas and R. Alkofer, *Int. J. Mod. Phys. A* **27** (2012) 1250098 [arXiv:1106.5381 [hep-ph]]; M. Mitter *et al.*, *PoS CONFINEMENTX* (2013) 195 [arXiv:1301.7309 [hep-ph]].
- [5] A. Maas, *PoS FACESQCD* (2010) 033 [arXiv:1102.0901 [hep-lat]].
- [6] V. Mader and R. Alkofer, *PoS CONFINEMENTX* (2013) 063 [arXiv:1301.7498 [hep-th]].
- [7] J. Berges, *Phys. Rev. D* **70** (2004) 105010 [hep-ph/0401172].
- [8] C. S. Fischer and R. Alkofer, *Phys. Rev. D* **67** (2003) 094020 [hep-ph/0301094].
- [9] M. Hopfer, R. Alkofer and G. Haase, *Comput. Phys. Commun.* **184** (2013) 1183 [arXiv:1206.1779 [hep-ph]].