

Study on efficiency of event start time determination at BESIII *

GUAN Yinghui¹ LU Xiao-Rui^{1;1)}
 ZHENG Yangheng^{1;2)} WANG Yi-Fang²

¹ University of Chinese Academy of Sciences, Beijing 100049, China

² Institute of High Energy Physics, Chinese Academy of Sciences, Beijing 100049, China

Abstract A method to estimate efficiency of event start time determination at BESIII is developed. This method estimates the efficiency at the event level by combining the efficiencies of various tracks (e , μ , π , K , p , γ) in a Bayesian way. Efficiency results and difference between data and MC at the track level are presented in this paper. For a given physics channel, event start time efficiency and systematic error can be estimated following this method.

Key words event start time, MDC, BESIII

PACS 07.05.Kf, 29.85.-c

1 Introduction

The Beijing Spectrometer III (BESIII) [1] is a general detector at the Beijing Electron-Positron Collider II (BEPCII) [2], running in the τ -charm energy region. BEPCII is a double storage ring collider which operates in multi-bunch collision mode. The BESIII detector consists of the Main Drift Chamber (MDC), Time-Of-Flight (TOF) counter, Electromagnetic Calorimeter (EMC) and Muon Chamber (MUC).

In the BESIII data acquisition system, the logic of the trigger system and time measurement system is such that the TDC time of a hit signal in the detection apparatus is taken as the time interval from the trigger start time to the arrival time of the hit [3]. This trigger start time may differ from the real collision time. The event start time (EST) determination algorithm, therefore, has been developed to calculate the common start time of the recorded tracks in an event (denoted as t_{EST}). The basic idea is a backtrace of the measured TDC information of the hits, in the MDC or TOF, to the time when the track was produced near the collision point, using the recon-

structed trajectory obtained from the fast tracking (FST) [4]. More details can be found in Ref. [5–7].

Determination of EST is the first step in the BESIII offline reconstruction software process. In determining the time evolution of a track in the MDC, t_{EST} is important for calculating the drift time of the ionization electrons in a given MDC cell. It is the basis of the charged track fitting in the MDC [8, 9], and its accurate estimation is essential for further sub-detector reconstruction and particle identification. If the t_{EST} calculation fails, full tracking¹ [8], will not be implemented due to the inability to determine the ionization electrons's drift time in any given MDC cell. So the efficiency of EST determination is required to be high enough so that the total detection efficiency is compatible to the design specification. Also, incorrect t_{EST} may induce unphysical drift times, which will affect full tracking. When it is used in data reconstruction, any failure or inefficiency of t_{EST} determination in the EST algorithm also needs to be understood well in MC simulation. Otherwise, it brings non-negligible systematic uncertainties in the data analysis. In this paper, a method is introduced to estimate the efficiency both in data and MC simulation.

Received October 10, 2018

* Supported by Ministry of Science and Technology of China(2009CB825200), Joint Funds of National Natural Science Foundation of China(11079008), Natural Science Foundation of China(11275266) and SRF for ROCS of SEM

1) E-mail: xiaorui@ucas.ac.cn

2) E-mail: zhengyh@ucas.ac.cn

¹Full tracking refers to the charged track fitting algorithm which exploits the best information in the MDC after the FST and EST algorithms have been applied.

2 Estimation of efficiencies of determining t_{EST}

2.1 Baseline

There are two definitions about efficiency of the t_{EST} determination which we want to clarify:

1. the determination efficiency which is defined as the ratio of events where EST determination successfully returns with available t_{EST} information to the total number of events;
2. the correct determination efficiency which is defined as the ratio of events where EST determination returns correct t_{EST} information to the total number of events.

Studies show that even t_{EST} which deviates slightly from the true value can still be used for full tracking. We therefore take case 1 as the definition of EST efficiency in this paper. The effect on tracking efficiency due to the wrong t_{EST} can then be included in the study of full tracking efficiency. The definition in case 1 can be formulated as

$$\epsilon = \frac{N_{\text{succ}}}{N_{\text{all}}}, \quad (1)$$

where N_{all} refers to the number of all events in a given sample, the N_{succ} refers to the number of events with available t_{EST} .

In the reconstructed data, since all the selected charged events has successful t_{EST} , there is no practical way to select appropriate control sample of the events for the denominator N_{all} . In other words, N_{all} is dependent on the efficiency of EST determination.

An alternative method must therefore be derived, first to estimate the EST efficiency of each track in an event and then to combine the efficiencies of those tracks to estimate the EST efficiency at the event level.

2.2 Estimation of EST efficiency at the track level

The EST efficiency of a track of interest can be studied with the control samples selected by tagging the other tracks in an event with the track of interest *missing*. The other tracks serve to tag the

event topology with strict requirements to suppress backgrounds. In order to estimate the EST efficiency of the interest track, all the detector responses from those *tagging* tracks, including hits in MDC, TOF and EMC, are labeled. t_{EST} is then recalculated with those labeled hits blocked. The EST efficiency of a track of interest can therefore be estimated by:

$$\epsilon^{\text{trk}} = \frac{N_{(\text{tag},\text{succ})}}{N_{(\text{tag})}}, \quad (2)$$

where $N_{(\text{tag})}$ stands for the total number of events in the selected control sample, and $N_{(\text{tag},\text{succ})}$ for events where t_{EST} is available using the information of the interest track only. Fig. 1 shows the algorithm flow to estimate ϵ^{trk} , after EST recalculation, events with available t_{EST} are included in $N_{(\text{tag},\text{succ})}$.

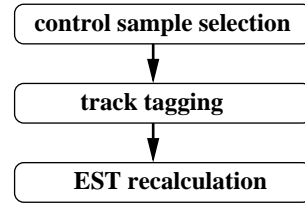


Fig. 1. Algorithm flow to estimate EST efficiency at the track level.

One potential effect is that inefficient labeling of the hits may influence the estimation of ϵ^{trk} . This effect can be studied by evaluating ϵ^{trk} using MC simulation of single-track events, which are free from the inefficiencies in labeling. By comparing ϵ^{trk} from single-track MC² to that from the inclusive MC control sample, the magnitude of the effect can be understood.

Usually, the EST efficiency, ϵ^{trk} , is shown as a function of transverse momentum P_t and polar angle θ for charged tracks. Here, we show ϵ^{trk} for single π^- MC and π^- from exclusive MC of $J/\psi \rightarrow \pi^+\pi^-\pi^0$ in Fig. 2. The bins of $|\cos\theta| \approx 0.8$ correspond to the gap of TOF, where TOF information is unavailable, t_{EST} could only be provided by MDC. That's why the efficiencies at these bins are a little lower. And differences between these points are slightly significant maybe because ϵ^{trk} are more sensitive to mis-labeling at these bins. However, the overall minor differences indicate that the aforementioned potential effect is negligible.

²The single-track MC is sampled according to the distributions of transverse momentum or energy and polar angle of the to-be-compared control sample.

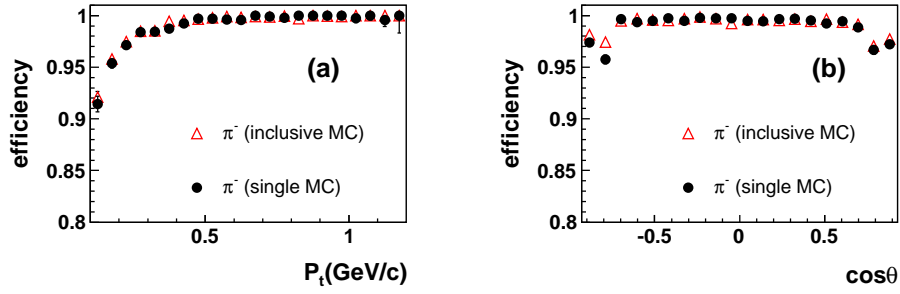


Fig. 2. EST efficiencies for single π^- and π^- from inclusive MC as a function of (a) transverse momentum and (b) polar angle.

2.3 Estimation of EST efficiency at the event level

With ϵ^{trk} estimated for control samples of different particle types, the efficiency at the event level, ϵ , is evaluated by combining them in a Bayesian way. That is, for a given physics process, ϵ of a given event, i , can be obtained as follows:

$$\epsilon_i = 1 - \prod_j (1 - \epsilon_j^{\text{trk}}), \quad (3)$$

where j denotes tracks involved in this event. By averaging efficiencies over all the exclusively simulated events, we can get the total efficiency ϵ for a given process.

Eq. (3) is based on the assumption that ϵ^{trk} for each track is independent. Effects caused by correlations among tracks of a event can be estimated using an exclusive MC sample by comparing the efficiency ϵ_{MC} , determined with Eq. (3), and the efficiency ϵ_{direct} , which is directly estimated with Eq. (1).

An example of such a comparison is presented in Section 3, showing that the correlation effect is negligible.

3 Results

ϵ^{trk} for charged tracks from data are presented in Fig. 3. Also, we use the correction factor f_{corr} to describe the difference of ϵ^{trk} between data and MC, which is defined as:

$$f_{\text{corr}} = \frac{\epsilon_{\text{data}}^{\text{trk}}}{\epsilon_{\text{MC}}^{\text{trk}}}, \quad (4)$$

f_{corr} results for charged tracks are presented in Fig. 4, which shows t_{EST} efficiencies from data and MC are basically consistent for various tracks. For clarity, it is need to point out that for most charged physics process, the contribution from photon to EST determination at the event level is so minor, results for photon are not present in this paper.

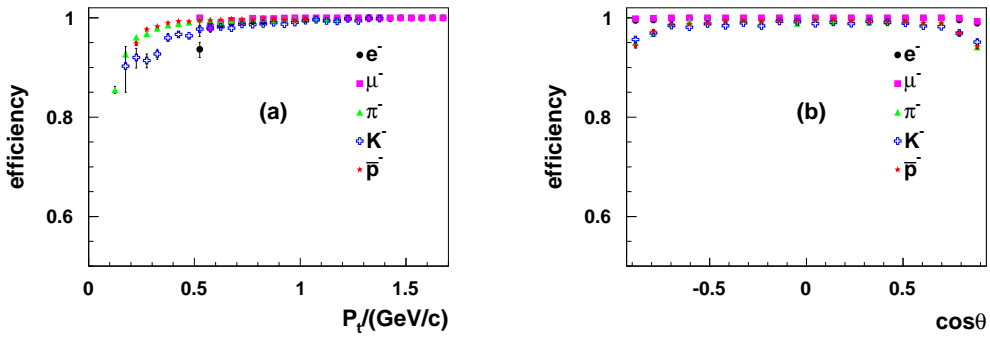


Fig. 3. EST efficiencies for data at the track level as a function of (a) transverse momentum and (b) polar angle.

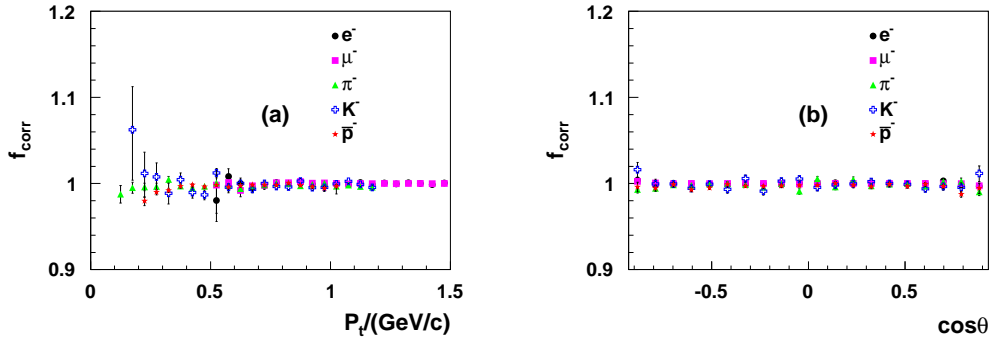


Fig. 4. The correction factor as a function of (a) transverse momentum and (b) polar angle.

The EST efficiencies of tracks obtained using this method can be applied to most physics process. As an example, we take a typical process which may suffer heavily from low EST efficiency: the $\psi' \rightarrow \pi^+\pi^- J/\psi$, $J/\psi \rightarrow \gamma\gamma\gamma$ process, which has two soft pions and three photons. We used 100000 exclusive MC events, as shown in Tab. 1, the result of ϵ_{MC} from MC efficiency is consistent with ϵ_{direct} within statistical errors, which indicates the negligible correlation effect among the tracks. Possible systematic uncertainties caused by EST determination is $\epsilon_{data}/\epsilon_{MC} - 1$, which is found to be about 0.2% for this process and is negligible [10].

Table 1. Estimation of t_{EST} efficiency for $\psi' \rightarrow \pi^+\pi^- J/\psi$, $J/\psi \rightarrow \gamma\gamma\gamma$. Uncertainties shown are statistical.

	ϵ_{direct}	ϵ_{MC}	ϵ_{data}
	98.54 ± 0.30 (%)	98.72 ± 0.10 (%)	98.55 ± 0.10 (%)
$\epsilon_{data}/\epsilon_{MC}$			99.83 ± 0.14 (%)

4 Conclusion

A method to estimate EST efficiency has been established. For any event topology, its EST effi-

ciency can be determined by performing a mathematical combination of EST efficiencies for the different tracks in the event. We present efficiency results for data and correction factors for MC events. Most of physical process could use these results. However, there are also two cases which need to be specially treated: events consisting of only low momentum tracks and photons, and events with tracks originating from a secondary vertex. In the first case, the differences in EST efficiencies between real data and MC may be a little significant; in the second case, the efficiencies presented in this paper may not be appropriate. Thus, it is advisable to perform careful studies with the method demonstrated in this paper if needed.

As discussed before, the effect on tracking efficiency due to a wrong t_{EST} value can be included in the full tracking efficiency studies. However, events with t_{EST} which deviates considerably from the true event start time could lose all tracks and cannot be included in the full tracking. Further study may be needed to understand these cases.

References

- 1 BESIII Preliminary Design Report. 2004
- 2 BEPCII Preliminary Design Report. 2002
- 3 M. Ablikim et al. Nucl. Instrum. Meth. A, 2010, 614(03): 345-399
- 4 ZHANG Xiao-Mei et al. Nuclear Electronics & Detection Technology, 2005, 25(06): 72-77 (in Chinese)
- 5 MA Xiang et al. Nuclear Electronics & Detection Technology, 2007, 27(04): 670-676 (in Chinese)
- 6 MA Xiang et al. Chinese Physics C, 2008, 32(09): 744-749
- 7 ZHANG Ling et al. Nuclear Electronics & Detection Technology, 2007, 27(03): 491-496 (in Chinese)
- 8 ZHANG Yao et al. HEP & NP, 2007, 31(06): 570-575 (in Chinese)
- 9 LIU Qiu-Guang et al. Chinese Physics C, 2008, 32(07): 565-571
- 10 M.Ablikim et al. Phys. Rev, 2013, D87, 032003