

Disentangling sources of anomalous diffusion

Felix Thiel, Franziska Flegel, and Igor M. Sokolov

Institute of Physics, Humboldt University Berlin, Newtonstr. 15, 12489 Berlin, Germany

(Dated: March 28, 2022)

We show that some important properties of subdiffusion of unknown origin (including ones of mixed origins) can be easily assessed when finding the “fundamental moment” of the corresponding random process, i.e., the one which is additive in time. In subordinated processes, the index of the fundamental moment is inherited from the parent process and its time-dependence from the leading one. In models of particle’s motion in disordered potentials, the index is governed by the structural part of the disorder while the time dependence is given by its energetic part.

PACS numbers: 05.40.Fb, 02.50.Ey, 87.15.Vv

Anomalous diffusion has become a much discussed topic in the recent years. It is defined as the random motion of some object, in which the mean squared displacement (MSD) grows not linearly in time, but follows a different power law, i.e. $\langle X^2(t) \rangle \sim t^\alpha$, with $\alpha \neq 1$. Here we concentrate on subdiffusion, $\alpha < 1$. Subdiffusion is a behaviour emerging in many situations with most recent examples being pertinent to transport inside biological cells [1–5] or on their membrane [6, 7], see [8] for a review. Physically, anomalous diffusion may have very different causes [9, 10]. It may appear due to the internal degrees of freedom in viscoelastic systems, due to labyrinthine surroundings or due to traps in disordered systems, etc., each case needing a different mathematical instrument for its description [11]. In an experiment, it is not always easy to decide, from the data or from a priori considerations, what situation applies, and what mathematical instrument has to be used. Very often, the results of the measurement or of computer simulations giving some properties of a random process $X(t)$, are simply fitted to an ad hoc theoretical model, in the best case some statistical tests are used to check whether the results comply with the prediction of one of the models chosen from a relatively small repertoire of alternatives. Here it is necessary to note that subdiffusion may have mixed origins [12], and that such processes were indeed observed in experiments [7], which makes finding the corresponding model even more complicated. To understand the situation at hand it is therefore necessary to be able to “deconstruct” it, i.e. to classify the process without comparing it with a preexisting theoretical model.

In what follows we concentrate on random processes which can be either considered as the ones subordinated to processes with stationary or uncorrelated increments in systems without disorder, or can be approximated by those after averaging over realizations of disorder in disordered systems. For the processes which can be described in the language of subordination, the procedure corresponds to separation of the contributions of the parent and the leading process, and gives us the possibility to obtain some important properties immediately from experimental or numerical data. For the case of diffusion in

disordered potential landscapes (which does not in general reduce to subordinated processes in low dimensions) one can clearly separate the structural and the energetic component of the disorder.

We first present the main quantity which we consider suitable for this task: the fundamental moment of the process, and elucidate the corresponding notion for the case of subordination of a process with stationary increments under the operational time given by a general process with non-negative increments. Then we turn to disordered systems and give a short summary of two relevant physical situations: of the energetic and of the structural disorder, and show how the method proposed allows for distinguishing the contributions of the corresponding disorder types. The procedure discussed here works on the level of ensemble means; the single-trajectory versions have to follow slightly different lines, and will not be considered here.

i) Processes subordinated to a process with stationary increments. The subordination models, like the famous continuous time random walks (CTRW), constitute the class for which our procedure is the simplest to apply. Let us thus consider a process subordinated to a random process $X(u)$ (parent process) *with stationary increments* under some operational time $u = \tau(t)$, i.e. the random process

$$X(t) = X(\tau(t))$$

starting at $x = 0$ for $u = 0$, where the increment process $\Delta X(u_1, u_2) = X(u_2) - X(u_1)$ is a stationary random process in u . Due to stationarity we are allowed to put $\Delta X(u_1, u_2) = \Delta X(u_2 - u_1)$. The process $\tau(t)$ (leading process) maps the physical time t to the operational time u . The process $\tau(t)$ is a general random process with non-negative increments (which guarantees the causality of the model). Let $P(x, u)$ be the PDF of the increment process. For simplicity we take $P(x, u)$ to be symmetric: $P(x, u) = P(-x, u)$. Now let us assume that this PDF scales as a function of the operational time lag u ,

$$P(x, u) = \frac{1}{u^{\alpha/2}} f\left(\frac{x^2}{u^\alpha}\right).$$

No other restrictions are assumed.

Let us concentrate of the (generalized) absolute moments of $\Delta X(u)$:

$$\langle |\Delta X(u)|^\gamma \rangle = \int_{-\infty}^{\infty} |x|^\gamma P(x, u) dx = A_\gamma u^{(\gamma\alpha)/2},$$

with a prefactor A_γ depending on the exact form of the PDF of the increment process. We note that for $\gamma = \gamma_F = 2/\alpha$ this moment (averaged over realizations of the parent process $X(u)$ for given u) is linear in u and therefore additive in u . Thus, taking $\gamma = 2/\alpha$ and any three operational time instants $0 = u_0 \leq u_1 \leq u_2$, we have

$$\langle |\Delta X(u_1, u_2)|^{\gamma_F} \rangle = A_{\gamma_F} (u_2 - u_1),$$

so that

$$\langle |\Delta X(u_0, u_2)|^{\gamma_F} \rangle = \langle |\Delta X(u_0, u_1)|^{\gamma_F} \rangle + \langle |\Delta X(u_1, u_2)|^{\gamma_F} \rangle.$$

We now average this equation over the distribution of the operational times pertinent to three instants of clock time $0 = t_0 \leq t_1 \leq t_2$: $u_1 = \tau(t_1)$ and $u_2 = \tau(t_2)$. Passing from operational to clock times, we obtain

$$\langle |\Delta X(\tau(t_1), \tau(t_2))|^{\gamma_F} \rangle_{\tau_1, \tau_2} = A_{\gamma_F} [\langle \tau(t_2) - \tau(t_1) \rangle_\tau],$$

which – due to additivity – translates to

$$\langle |\Delta X(t_0, t_2)|^{\gamma_F} \rangle = \langle |\Delta X(t_0, t_1)|^{\gamma_F} \rangle + \langle |\Delta X(t_1, t_2)|^{\gamma_F} \rangle \quad (1)$$

(where now a double average over the realizations a parent and of a leading process is performed). Thus, the moment of index $\gamma_F = 2/\alpha$ which was additive in operational time stays additive in the clock time. We stress that $\langle |\Delta X(t, t')|^{\gamma_F} \rangle$ does not have to grow linearly in $t' - t$, and it's dependence on it's arguments might be quite complex. For example, for simple Brownian motion, or for a simple random walk as a parent process, this is the second moment.

We will call the index γ_F the fundamental exponent of our random process, and the moment of index γ_F its *fundamental moment*. The index of the fundamental moment of the subordinated process is inherited from the parent process. Having enough realizations of the process (in all our simulations 2048 trajectories were used) the index γ_F can be found by solving Eq. (1) numerically. When this index is known, we get

$$\langle |X(t)|^{\gamma_F} \rangle = A_{\gamma_F} \langle \tau(t) \rangle \quad (2)$$

and restore the time dependence of the first moment of the subordinator provided A_{γ_F} is known. If, additionally, we have the knowledge of all A_γ we can see that $\langle |X(t)|^{2\gamma_F} \rangle = A_{2\gamma_F} \langle \tau^2(t) \rangle$ and so on, which allows us to restore the sequence of the moments of the subordinator. If, on the contrary, the moments of subordinator are

known as functions of time, the sequence of generalized moments of the parent process can be obtained.

ii) Parent process with uncorrelated increments. In the cases typically considered as examples of subordination, like CTRW, the leading process is taken to be independent from the parent one. The situations in which $\tau(t)$ does depend on $X(u)$ (e.g. through its increments) will be termed “quasi-subordination”. Some of them can be considered on the equal footing. CTRW is a process where the increments of the parent process are both stationary and uncorrelated [11]. This second property by itself is enough for applicability of our method, even if the increments were non-stationary and dependent on X . Such a situation is realized e.g. in random trap models [9]. For models with uncorrelated increments the fundamental moment is always the second one. This is easily seen from

$$\begin{aligned} \langle |\Delta X(u_0, u_2)|^2 \rangle &= \langle |\Delta X(u_1, u_2)|^2 \rangle + \langle |\Delta X(u_0, u_1)|^2 \rangle \\ &\quad + 2\langle [X(u_2) - X(u_1)][X(u_1) - X(u_0)] \rangle. \end{aligned}$$

If the increments are uncorrelated, the last term vanishes and Eq. (1) with $\gamma_F = 2$ is recovered. By the same arguments as above, the additivity still holds after substitution of the operational times with the clock ones.

An example of such a situation is given by the random trap model which in 3d is adequately modelled by CTRW but in 1d is a process where the temporal component of the process is not independent on the positional one. Let us compare CTRW and the random trap model in 1d [13]. In the trap model each site corresponds to a potential well with random depth $E_i < 0$. The distribution of E_i is taken to be exponential and characterized by the mean trap depth $-E_T$. The jumping rates to the neighboring sites $w_{i \rightarrow i \pm 1}$ depend on E_i according to Kramers' law

$$w_{i \rightarrow i \pm 1} = \frac{1}{2} w_0 \exp(E_i/k_B T), \quad (3)$$

and the probability to go left or right upon a jump are the same. The value of $\tau = w_0^{-1}$ defines the time scale of the process and is sent to unity in what follows. The mean sojourn time $\tau_i = 1/(w_{i \rightarrow i-1} + w_{i \rightarrow i+1})$ differs from site to site. In contrast to the trap model, the waiting times in CTRW are re-drawn after every jump – usually from some heavy-tailed (Pareto) distribution $p(\tau) \sim \tau^{-1-\alpha}$, with $\alpha \in (0, 1)$ – and not bound to a specific site. In both cases, however, the process is (quasi)-subordinated to a process with uncorrelated increments, and the fundamental exponent is expected to be two. This finding is supported by numerical simulations, see Fig. 1.

iii) Further applications to disordered systems. Let us now concentrate on a single particle moving in a generic disordered energy landscape. On the coarse-grained level the particle's motion on a lattice is described by a master equation with the transition rates w_{ij} between the neighboring sites fulfilling the detailed

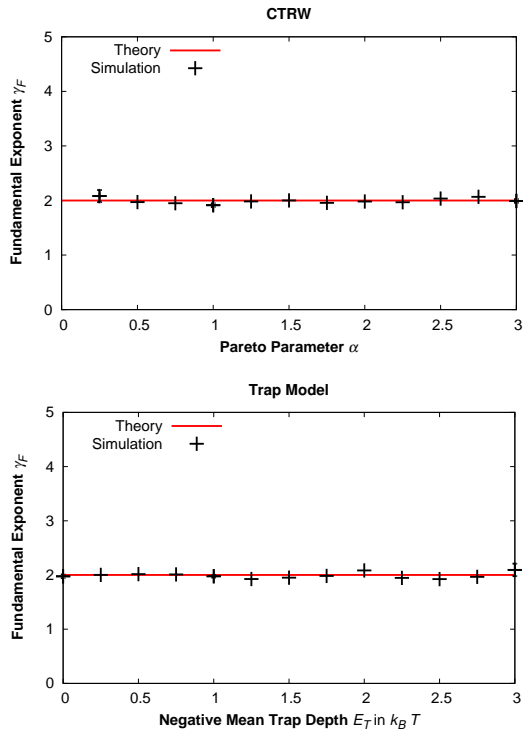


FIG. 1. Simulation results for CTRW with Pareto distributed waiting times (upper panel) and for the trap model (lower panel). Every point is calculated from 2048 trajectories of length $10^6\tau$. Error bars are given for three points and are smaller than the symbols. Both models are (quasi-)subordinated to a process with uncorrelated increments, and their fundamental exponent is $\gamma_F = 2$.

balance condition in equilibrium. Under quite general assumptions (see [14]) the effective diffusion coefficient in such a model is

$$D^* = a^2 \frac{\langle w_{ij} \exp(-E_i/k_B T) \rangle_{EM}}{\langle \exp(-E_i/k_B T) \rangle} \quad (4)$$

with a being the lattice constant, E_i again describing the particle's energy at site i , and $\langle \sigma_{ij} \rangle_{EM}$ denoting the procedure of averaging, giving the macroscopic conductance of a lattice with conductivities σ_{ij} of single bonds. Subdiffusion is observed, provided this coefficient of normal diffusion vanishes. It can vanish either when the numerator vanishes (i.e. when the system is on percolation threshold, or in 1d) or if the denominator diverges. Since the denominator is proportional to the mean waiting time on a site, this corresponds to diverging waiting times, i.e. the situation which may take place in trap models.

The situation with diverging waiting time (i.e. diverging Boltzmann factor) is termed as energetic disorder. The situation when the numerator vanishes, depending on the structure of the system, will be called structural disorder. This is typical for all percolation cases and for barrier models in one dimension.

The stochastic processes generated by these models in single realizations are rather difficult to treat. However, as we proceed to show via numerical simulations, as soon as an average over the disorder is applied, the corresponding processes *on the average* behave pretty much like the processes subordinated to processes with stationary increments. The correct averaging procedure here corresponds to averaging over *many* realizations of our disordered system with *exactly one* realization of a random walk process in each of them.

As an example, let us examine the barrier model in 1d [9, 10]. This model is characterized by random energy barriers $E_{i,i+1} > 0$ placed between the sites of a chain. The heights of the barriers are exponentially distributed with E_B being the mean height. The transition rates w_{ij} are:

$$w_{i,i+1} = w_0 \exp(-E_{i,i+1}/k_B T). \quad (5)$$

The random walks in each realization might be very different and may lack ergodicity, but after averaging over all realizations the process can be approximated by a process with stationary increments: upon averaging all sites become equivalent, and therefore the further displacement cannot depend on where (and therefore on *when*) the process started. Thus, the fundamental moment in our barrier system has the index $\gamma_F = 2/\alpha$ with α being the exponent of the anomalous diffusion

$$\alpha = \begin{cases} \frac{2k_B T}{k_B T + E_B} & \text{for } E_B > k_B T \\ 1 & \text{otherwise,} \end{cases}$$

(see [10]) as if the process were a pure (non-subordinated) process with stationary increments. The statements above are confirmed by results of numerical simulations in Fig. 2

Now let us turn to a generic one-dimensional random potential being a combination of barriers and traps. The transition rates in such a process read

$$w_{i,i+1} = w_0 \exp(-(E_{i,i+1} - E_i)/k_B T). \quad (6)$$

Note that in the cases pertinent to normal diffusion, when Eq.(4) holds, the numerator would depend only on $E_{i,i+1}$ (i.e. on the properties of the barriers) and denominator only on E_i (the properties of the traps). We proceed to show (by means of numerical simulations) that the corresponding distinction is still possible in the subdiffusive domain.

Averaging over the realizations of disorder leads us to a parent process with stationary increments (by implicit averaging over barriers as discussed above), and at the same time destroys correlations between the waiting times on the sites. The whole situation can thus be approximated by a subordination of a parent process pertinent to averaged barrier behaviour to a leading process stemming from the corresponding trap model. This is

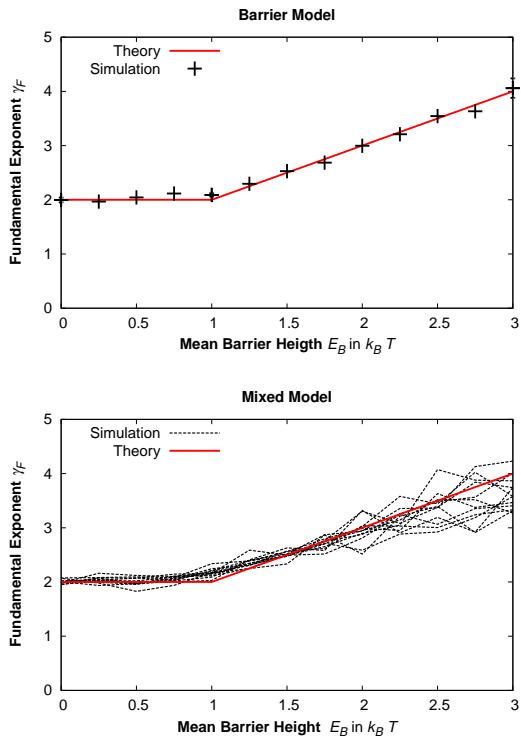


FIG. 2. Simulation of barrier (upper panel) and mixed (lower panel) models. The fundamental exponent is plotted against the mean barrier height. Every point was calculated from 2048 trajectories of length $10^6 \tau$. Error bars are given for the barrier model for three points and have at most the size of the symbols. Each dotted line in the lower plot corresponds to one fixed value of mean trap depth varying from zero to $3k_B T$.

a true process of anomalous diffusion of mixed origins. Since the quasi-subordination introduced via the energy traps does not alter the value of γ_F , we expect it to be $\gamma_F = 1 + E_B/(k_B T)$. The result of our numerical simulations are shown in the lower panel of Fig. 2. In this figure we compared the numerical results of the barrier models with those of the mixed situation, where no systematic influence of the mean trap depth on the fundamental exponent is found. The only difference between the models are stronger fluctuations of γ_F in the mixed model.

In Fig. 3 we plotted the fundamental moments of the barrier, trap and mixed model as functions of time. One observes that the slope of the mixed model follows the one of the trap model with the same distribution of potential wells' depth. This supports our statement made above: The fundamental exponent is governed by structural disorder, while the time-dependence of the fundamental moment is governed by the energetic one.

To summarize: subdiffusion may stem from different physical mechanisms, and distinguishing between them (or identifying combinations thereof) is an important

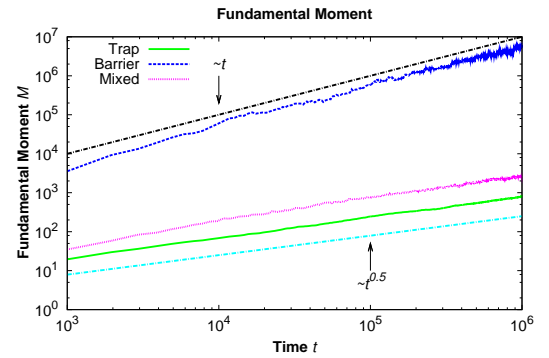


FIG. 3. The fundamental moments for the trap, barrier and mixed models as functions of time. Here we took $E_T = 3$ and $E_B = 3$, so that both in the barrier and in the trap model $\langle X^2(t) \rangle \propto \sqrt{t}$. The upper and the lower dashed lines have slopes 1 and 0.5, respectively.

task. Such distinctions can be made on the basis of fundamental moment of the process, i.e. its absolute moment which is additive in time. In subordinated processes, the index of the fundamental moment is inherited from the parent process and its time-dependence from the leading one. In models of disordered potentials, the index is governed by the structural part of the disorder while the time dependence is given by its energetic part.

The authors acknowledge financial support by DFG within IRTG 1740 research and training group project.

-
- [1] I. Bronstein, Y. Israel, E. Kepten, S. Mai, Y. Shav-Tal, E. Barkai, and Y. Garini, PRL **103**, 018102 (2009).
 - [2] J.-H. Jeon, V. Tejedor, S. Burov, E. Barkai, C. Selhuber-Unkel, K. Berg-Sorensen, L. Oddershede, and R. Metzler, PRL **106**, 048103 (2011).
 - [3] S. C. Weber, A. J. Spakowitz, and J. A. Theriot, PRL **104**, 238102 (2010).
 - [4] I. Golding and E. C. Cox, PRL **96**, 098102 (2006).
 - [5] G. Seisenberger, M. U. Ried, T. Endreš, H. Büning, M. Hallek, and C. Bräuchle, Science **294**, 1929 (2001).
 - [6] A. Kusumi, C. Nakada, K. Ritchie, K. Murase, K. Suzuki, H. Murakoshi, R. S. Kasai, J. Kondo, and T. Fujiwara, Annu. Rev. Biophys. Struct. **34**, 351 (2005).
 - [7] A. V. Weigel, B. Simon, M. M. Tamkum, and D. Krapf, PNAS **108**, 6438 (2011).
 - [8] F. Höfling and T. Franosch, Rep. Prog. Phys. **76**, 046602 (2013).
 - [9] J. Haus and K. KeHR, Physics Reports **150**, 263 (1987).
 - [10] J.-P. Bouchaud and A. Georges, Physics Reports **195**, 127 (1990).
 - [11] I. M. Sokolov, Soft Matter **8**, 9043 (2012).
 - [12] Y. Meroz, I. M. Sokolov, and J. Klafter, PRE **81**, 010101(R) (2010).
 - [13] S. Burov and E. Barkai, PRL **106**, 140602 (2011).
 - [14] F. Camboni and I. M. Sokolov, PRE **85**, 050104(R) (2012).