

OscSNS: A Precision Neutrino Oscillation Experiment at the SNS

The OscSNS Collaboration

March 25, 2022

Abstract

The growing evidence for short-baseline neutrino oscillations and the possible existence of sterile neutrinos necessitates the development of a cost-effective experiment that can resolve these mysteries. The OscSNS [1] experiment, located at the Spallation Neutron Source (SNS), Oak Ridge Laboratory, is ideal for this purpose.

There exists a need to address and resolve the growing evidence for short-baseline neutrino oscillations and the possible existence of sterile neutrinos. Such non-standard particles, first invoked to explain the LSND $\bar{\nu}_\mu \rightarrow \bar{\nu}_e$ appearance signal [2], would require a mass of ~ 1 eV/c², far above the mass scale associated with active neutrinos. More recently, as shown in the top plot of Figure 1, the MiniBooNE experiment has reported a 2.8σ excess of events in antineutrino mode that is consistent with neutrino oscillations and with the LSND antineutrino appearance signal [3]. MiniBooNE has also observed a 3.4σ excess of events in their neutrino mode data. In addition, lower than expected neutrino-induced event rates from calibrated radioactive sources [4] and nuclear reactors [5] can also be explained by the existence of sterile neutrinos. Fits to the world's neutrino and antineutrino data are consistent with sterile neutrinos at this ~ 1 eV/c² mass scale, although there is some tension between measurements from disappearance and appearance experiments [6, 7]. The existence of these sterile neutrinos will impact design and planning for next generation neutrino experiments. It should be conclusively established whether such totally unexpected light sterile neutrinos exist. The Spallation Neutron Source (SNS) at Oak Ridge National Laboratory, built to usher in a new era in neutron research, provides a unique opportunity for US science to perform a definitive search for sterile neutrinos.

The 1.4 MW beam power of the SNS is a prodigious source of neutrinos from the decay of π^+ and μ^+ at rest. These decays produce a well specified flux of neutrinos via $\pi^+ \rightarrow \mu^+ \nu_\mu$, $\tau_\pi = 2.7 \times 10^{-8}$ s, and $\mu^+ \rightarrow e^+ \nu_e \bar{\nu}_\mu$, $\tau_\mu = 2.2 \times 10^{-6}$ s. The low duty factor of the SNS (~ 695 ns beam pulses at 60 Hz, $DF = 4.2 \times 10^{-5}$) is more than 1000 times less than that found at LAMPF. This smaller duty factor provides a reduction in backgrounds due to cosmic rays, and allows the ν_μ induced events from π^+ decay to be separated from the ν_e and $\bar{\nu}_\mu$ induced events from μ^+ decay.

The OscSNS experiment will make use of this prodigious source of neutrinos. The OscSNS detector will be centered at a location 60 meters from the SNS target, in the backward direction. The cylindrical detector design is based upon the LSND and MiniBooNE detectors and will consist of an 800-ton tank of mineral oil (with a small concentration of b-PBD scintillator dissolved in the oil) that is covered by approximately 3500 8-inch phototubes, yielding a photocathode coverage of 25%. In addition, there will be approximately 300 8-inch phototubes for the veto region. Figure 2 shows a schematic drawing of the suggested detector location in relation to the SNS target hall, while Figure 3 shows a cut-away schematic drawing of the OscSNS detector.

This experiment will use the monoenergetic 29.8 MeV ν_μ to investigate the existence of light sterile neutrinos via the neutral-current reaction $\nu_\mu C \rightarrow \nu_\mu C^*$ (15.11 MeV). This reaction has the same cross section for all active neutrinos, but is zero for sterile neutrinos. An observed oscillation in this reaction is direct evidence for sterile neutrinos. OscSNS can also carry out an unique and decisive test of the LSND $\bar{\nu}_\mu \rightarrow \bar{\nu}_e$

appearance signal. In addition, OscSNS can make a sensitive search for ν_e disappearance by searching for oscillations in the reaction $\nu_e C \rightarrow e^- N_{gs}$, where the N_{gs} is identified by its beta decay. It is important to note that all of the cross sections involved are known to two percent or better. Table 1 summarizes the expected event sample sizes for the disappearance and appearance oscillation searches, per calendar year, at the OscSNS. Figure 4 shows the expected sensitivity for $\bar{\nu}_e$ appearance after two and six calendar years of run time. The LSND allowed region is fully covered by more than 5σ . The cylindrical design of the OscSNS detector allows for detection of oscillations as a function of L/E , as shown in Figure 5. Such an observation would prove that any observed excess is due to short-baseline neutrino oscillations, and not due to a misunderstood background. The oscillation sensitivities are further improved by the construction of a near detector and by the planned construction of a second target station that is located at a longer neutrino baseline.

Channel	Background	Signal
Disappearance Search		
$\nu_\mu \ ^{12}C \rightarrow \nu_\mu \ ^{12}C^*$		
$\nu_e \ ^{12}C \rightarrow \nu_e \ ^{12}C^*$		
$\bar{\nu}_\mu \ ^{12}C \rightarrow \bar{\nu}_\mu \ ^{12}C^*$	1060 ± 36	3535 ± 182
$\nu_\mu \ ^{12}C \rightarrow \nu_\mu \ ^{12}C^*$	224 ± 75	745 ± 42
$\nu_e \ ^{12}C \rightarrow e^- \ ^{12}N_{gs}$	24 ± 13	2353 ± 123
Appearance Search		
$\bar{\nu}_\mu \rightarrow \bar{\nu}_e: \bar{\nu}_e \ ^{12}C \rightarrow e^+ \ ^{11}B \ n$		
$\bar{\nu}_\mu \rightarrow \bar{\nu}_e: \bar{\nu}_e \ p \rightarrow e^+ \ n$	42 ± 5	120 ± 10
$\nu_\mu \rightarrow \nu_e: \nu_e \ ^{12}C \rightarrow e^- \ ^{12}N_{gs}$	12 ± 3	3.5 ± 1.5

Table 1: Summary of per calendar year event rate predictions for a detector located at the SNS, centered at a distance of 60 meters from the interaction point, at ~ 150 degrees in the backward direction from the proton beam. The first column is the oscillation channel, the second column is the expected intrinsic background, and the third column is the expected signal for appearance searches and the total number of events for disappearance searches. All event rates account for a 50% detector efficiency, a 50% beam-on efficiency, a fiducial volume of 523 m^3 , and are in units of expected events per calendar year. Appearance signal estimates assume a 0.26% oscillation probability.

The SNS represents a unique opportunity to pursue a strong neutrino physics program in a cost-effective manner, as an intense flux of neutrinos from stopped π^+ and μ^+ decay are produced during normal SNS operations. The OscSNS experiment would be able to prove whether sterile neutrinos can explain the existing short-baseline anomalies. The existence of light sterile neutrinos would be the first major extension of the Standard Model, and sterile neutrino properties are central to dark matter, cosmology, astrophysics, and future neutrino research.

References

- [1] G. T. Garvey *et al.*, Phys. Rev. D72, 092001 (2005).
- [2] A. Aguilar *et al.*, Phys. Rev. D 64, 112007 (2001).
- [3] A. A. Aguilar-Arevalo *et al.*, Phys. Rev. Lett. 110, 161801 (2013).
- [4] C. Giunti and M. Laveder, Phys. Rev. C 83, 065504 (2011).
- [5] G. Mention, M. Fechner, T. Lasserre, T. A. Mueller, D. Lhuillier, M. Cribier, and A. Letourneau, Phys. Rev. D 83, 073006 (2011).

- [6] J. M. Conrad, C. M. Ignarra, G. Karagiorgi, M. H. Shaevitz, and J. Spitz, arXiv:1207.4765 [hep-ex] (2012).
- [7] Joachim Kopp, Pedro A. N. Machado, Michele Maltoni, and Thomas Schwetz, arXiv:1303.3011 [hep-ph] (2013).
- [8] M. Antonello *et al.*, arXiv:1209.0122 [hep-ex] (2012).
- [9] B. Armbruster *et al.*, Phys. Rev. D 65, 112001 (2002).

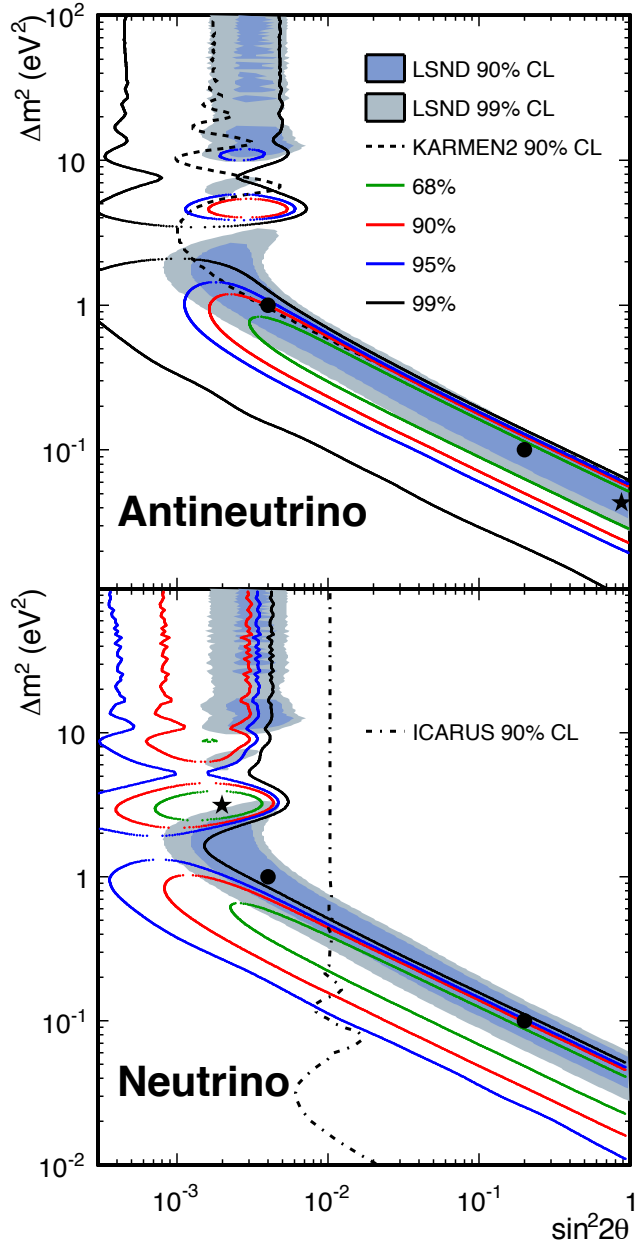


Figure 1: MiniBooNE allowed regions in antineutrino mode (top) and neutrino mode (bottom) for events with $E_{\nu}^{QE} > 200$ MeV within a two-neutrino oscillation model. Also shown are the ICARUS [8] and KARMEN [9] appearance limits for neutrinos and antineutrinos, respectively. The shaded areas show the 90% and 99% C.L. LSND $\bar{\nu}_{\mu} \rightarrow \bar{\nu}_e$ allowed regions. The black stars show the MiniBooNE best fit points, while the circles show central values from LSND.




Figure 2: A schematic drawing of the suggested detector location in relation to the SNS target hall.

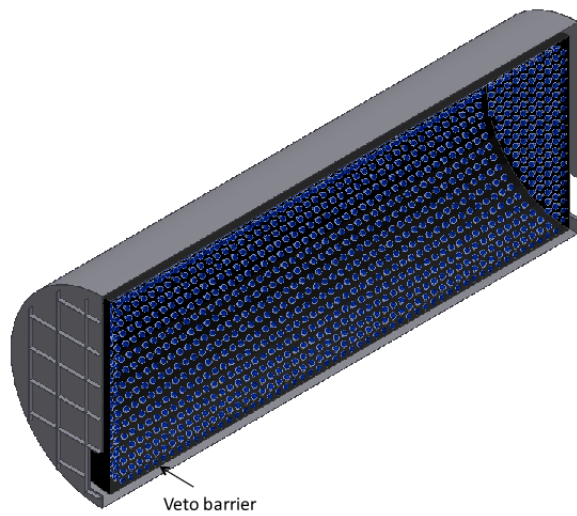
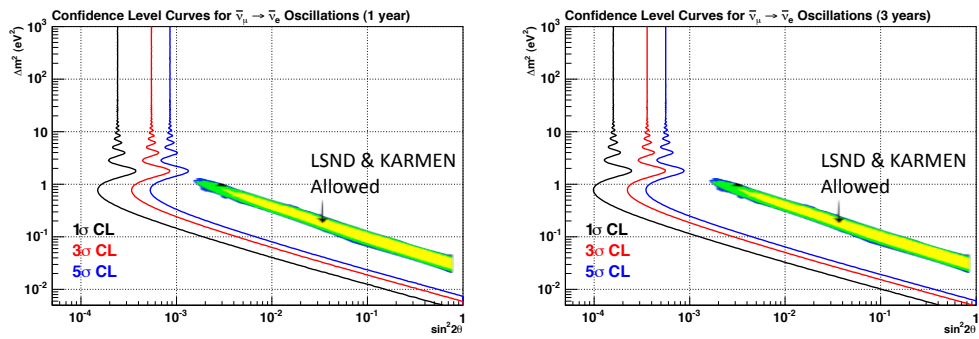


Figure 3: A cut-away schematic drawing of the OscSNS cylindrical detector tank, which is 8 m in diameter and 20.5 m long. The outer 30 cm of the tank volume is a "veto region" that is optically isolated from the "detector region".



1

Figure 4: The OscSNS sensitivity curves for the simulated sensitivity to $\bar{\nu}_\mu \rightarrow \bar{\nu}_e$ oscillations after two (left) and six (right) calendar years of operation. Note that OscSNS has more than 5σ sensitivity to the LSND allowed region after 2 years of data collection.

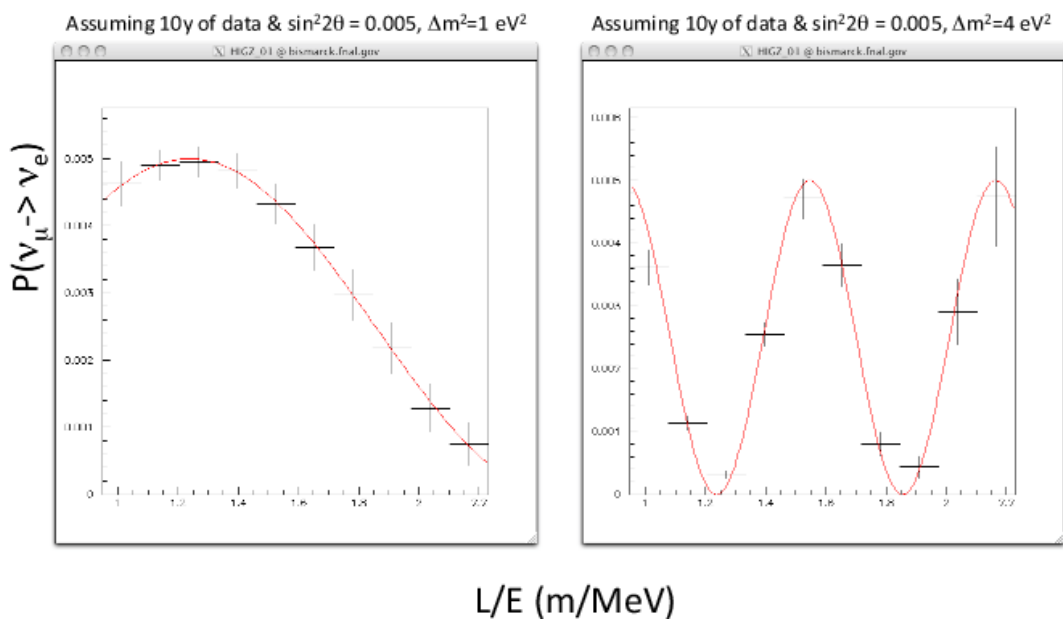


Figure 5: The expected oscillation probability from $\bar{\nu}_e$ appearance as a function of L/E for $\sin^2 2\theta = 0.005$ and $\Delta m^2 = 1 \text{ eV}^2$ (left plot) and $\Delta m^2 = 4 \text{ eV}^2$ (right plot).