

# EPOS LHC : test of collective hadronization with LHC data

---

T. Pierog<sup>1</sup> Iu. Karpenko<sup>2,3</sup> J.M. Katzy<sup>4</sup> E. Yatsenko<sup>4</sup> K. Werner<sup>5</sup>

<sup>1</sup>*Karlsruhe Institute of Technology (KIT), Campus North, Karlsruhe, Germany*

<sup>2</sup>*Bogolyubov Institute for theoretical Physics, Kiev, Ukraine*

<sup>3</sup>*Frankfurt Institute for Advanced Studies, Frankfurt am Main, Germany*

<sup>4</sup>*DESY, Hamburg, Germany*

<sup>5</sup>*SUBATECH, University of Nantes - IN2P3/CNRS - EMN, Nantes, France*

*E-mail:* [Tanguy.Pierog@kit.edu](mailto:Tanguy.Pierog@kit.edu)

ABSTRACT: EPOS is a Monte-Carlo event generator for minimum bias hadronic interactions, used for both heavy ion interactions and cosmic ray air shower simulations. Since the last public release in 2009, the LHC experiments have provided a number of very interesting data sets comprising minimum bias  $p$ - $p$ ,  $p$ - $Pb$  and  $Pb$ - $Pb$  interactions. We describe the changes required to the model to reproduce in detail the new data available from LHC and the consequences in the interpretation of these data. In particular we discuss the effect of the collective hadronization in  $p$ - $p$  scattering. A different parametrization of flow has been introduced in the case of a small volume with high density of thermalized matter (core) reached in  $p$ - $p$  compared to large volume produced in heavy ion collisions. Both parametrizations depend only on the geometry and the amount of secondary particles entering in the core and not on the beam mass or energy. The transition between the two flow regimes can be tested with  $p$ - $Pb$  data. EPOS LHC is able to reproduce all minimum bias results for all particles with transverse momentum from  $p_t = 0$  to a few GeV/c.

KEYWORDS: Monte Carlo Simulations, Phenomenological Models

ARXIV EPRINT: [1306.0121](https://arxiv.org/abs/1306.0121)

---

## Contents

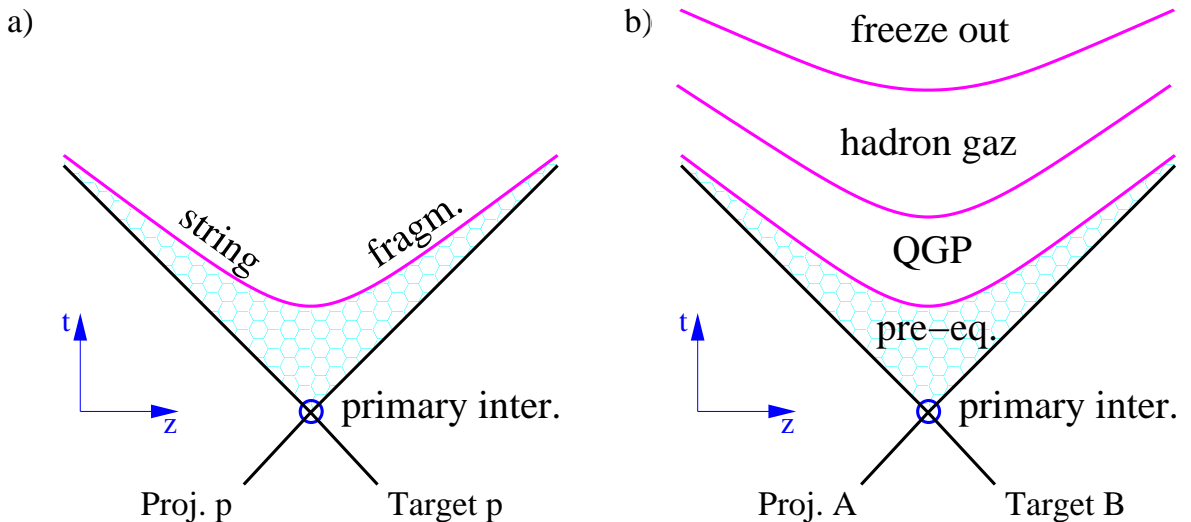
<b>1</b>	<b>Introduction</b>	<b>1</b>
<b>2</b>	<b>Update of the EPOS 1.99 model</b>	<b>3</b>
2.1	Basic principles of EPOS 1.99	3
2.2	Collective hadronization in EPOS 1.99	4
2.3	Collective Flow	6
2.3.1	Flow definitions in EPOS 1.99	6
2.3.2	New features in EPOS LHC	7
<b>3</b>	<b>Comparison with LHC data</b>	<b>8</b>
3.1	Cross-section	8
3.2	Particle production	9
3.3	Final state interaction	11
3.3.1	Particle ratio	11
3.3.2	Transverse momentum	12
<b>4</b>	<b>Heavy ion interactions</b>	<b>15</b>
4.1	Lead-Lead	15
4.2	proton-Lead	16
<b>5</b>	<b>Comparison with other minimum bias models</b>	<b>17</b>
<b>6</b>	<b>Summary</b>	<b>23</b>

---

## 1 Introduction

Since many years the development of hadronic models able to reproduce with precision the particle production observed in minimum bias hadronic interactions is a real challenge. These kind of Monte-Carlo (MC) models are not only important to test our knowledge of the physical processes involved, but they are also useful in other areas such as to analyze the detector acceptance in high energy physics (HEP) experiments or to propagate hadrons in the Universe or in the Earth's atmosphere for Astrophysical applications. With the start of the LHC, a very large data set has become available. Although the models used for cosmic ray applications were able to predict the general behavior of these data [1], none of them was able to predict all minimum bias data consistently, and the models dedicated to HEP such as PYTHIA [2] failed to reproduce accurately distributions involving particles with very low transverse momenta and strange particle production.

In the MC generators commonly used in HEP the soft part of the particle production, which dominates the minimum bias results, is dominantly calculated from perturbative



**Figure 1.** Space time evolution of the particle production in an hadronic interaction. An hyperbola (line) represents particles with the same proper time. Figure a) is the standard approach for  $p$ - $p$  scattering while figure b) is a more complete treatment used usually for HI collision.

QCD and to a small part via diffractive processes. The partons from the scattering process are showered and hadronized following the Lund string or the cluster fragmentation model. It was shown in [3] that at LHC energies hadronization can not be done with a simple 2 strings model without multiple-scattering like for ISR data. Many strings can be superimposed and the hadronization can not be treated like in an empty  $e^+e^-$  environment. The need of corrections to the hadronization models has also been acknowledged in [4, 5] where it is implemented in form of so called color-reconnection.

In figure 1 a) we represent the classical description of a  $p$ - $p$  scattering in HEP models. For LHC  $p$ - $p$  scattering, “Projectile” and “Target” refer only to two opposite directions along the beam axis, but the system is naturally completely symmetric. The aim is to demonstrate that a model based on the complete chain of possible hadronic phase as represented in figure 1 b) commonly used for HI collisions can lead to an improved description of minimum bias  $p$ - $p$  data at the LHC. Such a model exists and is actively developed since about 20 years. EPOS [6] is based on the Parton-Based Gribov Regge Theory [7] developed for NEXUS, which was based on the VENUS model [8] for soft interactions and the QGSJET model [9] for the semi-hard scattering.

In this paper we will show how EPOS 1.99 [10] released in 2009 has been changed to reproduce in detail LHC data from various experiments. In section 2 the basic principle of the model is discussed before a comparison to data in section 3 with the updated version EPOS LHC (v3400). In particular the role of the collective flow which is changed compared to the one used in EPOS 1.99 is demonstrated. Tests with  $p$ - $Pb$  and  $Pb$ - $Pb$ ’ data are shown in section 4 and finally the difference to the PYTHIA model is discussed in 5. Only LHC data are discussed here but EPOS LHC is tuned (with a single parameter set)

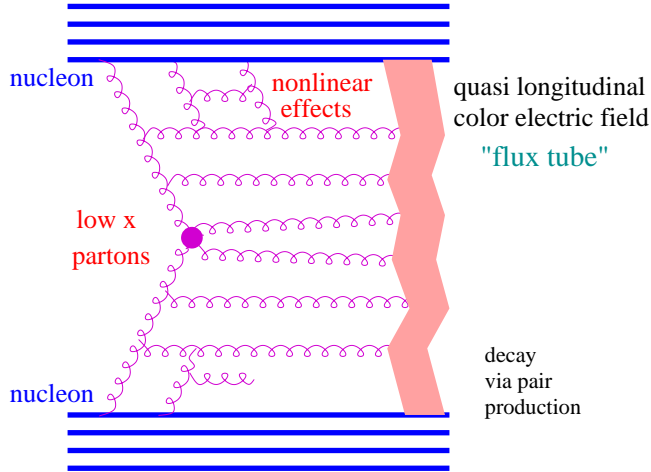
to reproduced any kind of hadronic interactions from  $h$ - $A$  to  $A$ - $B$  where  $h$  can be  $\pi$ ,  $K$  or  $p$  and  $A$  or  $B$  range from 1 to 210 nucleons. The energy range is from 40 GeV lab to more than 1000 TeV center-of-mass energy (about  $10^{21}eV$  lab).

The EPOS version EPOS LHC v3400 presented here differs from EPOS 2.x [11] and EPOS 3.x [12] (under development) in that it does not take advantage of the complete 3D hydro calculation followed by the hadronic cascade done in EPOS 2 or 3, but it is a released version which is freely available for any user<sup>1</sup>. The fast covariant approach used in EPOS 1.99 is still used but with an improved flow parametrization as described later. The main reason to have different versions is that for a  $Pb$ - $Pb$  central event EPOS 2 or 3 needs about one hour while EPOS LHC will generate it in few tens of seconds and EPOS LHC is not under development any more (public stable version). As a consequence EPOS LHC has more parameters (and less predictive power) than EPOS 2 or 3 [13–15] and should not be used for a precise study of  $p_t$  distributions or particle correlations in HI collisions, but is a good alternative model for p-p and p-A minimum bias analysis.

## 2 Update of the EPOS 1.99 model

### 2.1 Basic principles of EPOS 1.99

Nucleus-nucleus scattering - even proton-proton - amounts to many elementary collisions happening in parallel. Such an elementary scattering is the so-called “parton ladder”, see figure 2, also referred to as cut Pomeron [6].



**Figure 2.** Elementary interaction in the EPOS model.

A parton ladder represents parton evolutions from the projectile and the target side towards the center (small  $x$ ). The evolution is governed by an evolution equation, in the simplest case according to DGLAP. In the following we will refer to these partons as “ladder

<sup>1</sup>available with HepMC interface CRMC at : <http://www.auger.de/~rulrich/crmc.html>

partons”, to be distinguished from “spectator partons” to be discussed later. It has been realized a long time ago that such a parton ladder may be considered as a quasi-longitudinal color field, a so-called “flux tube” [11], conveniently treated as a relativistic string. The intermediate gluons are treated as kink singularities in the language of relativistic strings, providing a transversely moving portion of the object. This flux tube decays via the production of quark-antiquark pairs, creating in this way fragments – which are identified with hadrons.

The technical details of the consistent quantum mechanical treatment of the multiple scattering with the energy sharing between the parallel scatterings can be found in [7]. Hard scale independent correction factors are added to the bare amplitude of the Pomeron to control the rise of the cross-section at high energy and the multiplicity in HI collisions. The treatment of these nonlinear effects at high energy is explained in [6]. We don’t want to discuss this part of the model here since very little change has been made compared to EPOS 1.99. Another article [16] will cover the update of EPOS for the initial part of the collision (diffraction, string ends and remnants).

## 2.2 Collective hadronization in EPOS 1.99

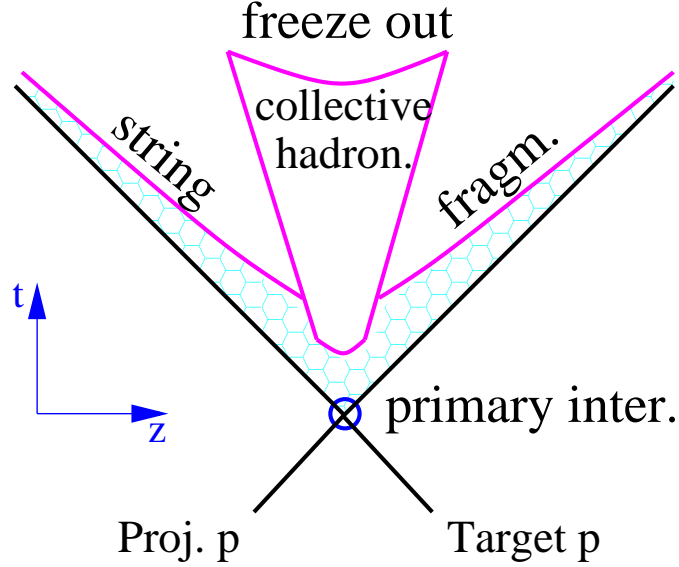
First of all, it is important to note that the initial conditions for hadronization in EPOS are based on strings, not on partons. Here “initial conditions” refers to the state of the system after the initial and final state radiation of the jets when partons hadronize in HEP models, and before possible parton or hadron rescattering like in HI collisions (final state interactions). As explained in previous section, the initial scatterings lead to the formation of strings, which break into segments, which are usually identified with hadrons. Then one considers the situation at an early proper time  $\tau_0$ , long before the hadrons are formed: one distinguishes between string segments in dense areas (more than some critical density  $\rho_0$  segments per unit volume), from those in low density areas. The high density areas are referred to as core, the low density areas as corona [17]. The corona is important for certain aspects like the centrality dependence of all observables in HI collisions. Here it will correspond to unmodified string fragmentation like in usual HEP models and will dominate at large rapidity and in low multiplicity events. In this section we will focus on the core part which is unique in EPOS and provide interesting effects not taken into account in other HEP models (which are all “corona”-like).

Based on the four-momenta of the string segments which constitute the core, a matrix in  $(x, y, \eta)$  of the segment density is formed. The core is made of different clusters in each  $\eta$  bin to keep the local energy density distribution and each cluster is hadronized via a microcanonical procedure with an additional longitudinal and radial flow exactly as described in [17]. The whole procedure perfectly conserves energy, momentum, and flavors. The free parameters used in this process like strangeness or baryon production correction factor and energy density at freeze-out can be fixed using HI data on particle production. The mass  $M$  of each cluster is defined as

$$M = \sqrt{\left(\sum_i E_i\right)^2 - \left(\sum_i \vec{P}_i\right)^2} \quad (2.1)$$

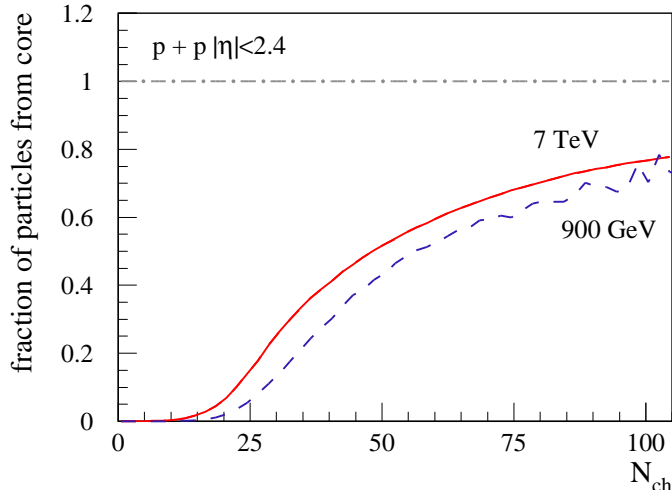
where  $i$  is the index of all segments forming the cluster and  $(E_i, \vec{P}_i)$  the four-momentum vector of a segment.

Event-by-event a part of the string segments hadronizes normally (corona) and a part is used to create a core with a collective hadronization as represented on figure 3. The core appears only if the local density of string segments is high enough. This limit is of course easily reached in case of central HI collisions at RHIC or LHC (or even SPS) because of the large number of pairs of nucleons suffering an inelastic interaction.



**Figure 3.** Schematic view of the space time evolution of the particle production in an hadronic interaction in EPOS 1.99 or EPOS LHC. An hyperbola (line) represents particles with the same proper time. The same treatment is used for  $p$ - $p$  or  $A$ - $B$  but the collective hadronization, which can be local, is simplified compared to the full HI picture (done in EPOS 2 or 3).

But in fact the multiple scattering of partons for a given pair of nucleons can be enough to create many strings which will overlap since the distance between partons is very small. At 7 TeV in  $p$ - $p$  it is easily possible to produce more than 5 flux tubes leading to the production of much more than 10 strings very close to each other in the transverse plane and overlapping around  $\eta = 0$ . Since a string produce more than a minimum given number of particles, a large number of strings implies a large multiplicity. So plotting the fraction of final particles produced by core decay as a function of the multiplicity of charged particles with  $|\eta| < 2.4$  as shown in figure 4 we can notice that even for the average multiplicity at 7 TeV (solid line), which is about 30 (with 4 to 6 strings in average), about 30% of the particles are coming from the core. The rest is produced directly by the string fragmentation in corona region where string segments do not overlap. At 900 GeV (dashed line), at the average multiplicity (about 15), this fraction is close to 0. But for the same number of particles, about the same ratio is reached at both energies.



**Figure 4.** Fraction of charged particles with  $|\eta| < 2.4$  coming from the core as a function of the total number of charged particles with  $|\eta| < 2.4$ . Solid line is used for simulation with EPOS at 7 TeV and dashed line for 900 GeV  $p$ - $p$  scattering.

Of course not all particles are completely absorbed in the dense area. We define a parameter  $p_t^{\text{cut}}$  above which a particle will simply lose part of its momentum in the core but will survive as an independent particle produced by a string (typically high  $p_t$  particles from jets). Soft particles with  $p_t < p_t^{\text{cut}}$  are completely absorbed and form the core. The energy loss depends on the system size and follow formula from [18, 19].

## 2.3 Collective Flow

### 2.3.1 Flow definitions in EPOS 1.99

Since string segments show a Bjorken-fluid like behavior, and clusters are formed from these segments, clusters are considered to be collectively expanding :

- some transverse expansion driven by the maximal radial rapidity  $y_{\text{rad}}$  if the total mass of the core  $M_{\text{core}} = \sum_{\text{clusters}} M$  is larger than  $M_{\text{min}} = 3 \text{ GeV}/c^2$ ,
- Bjorken-like expansion in longitudinal direction driven by the maximal longitudinal rapidity  $y_{\text{long}}$  for each individual cluster whose mass  $M$  is larger than the minimum mass  $M_{\text{min}}$ .

In [17], it is assumed that the clusters hadronize at some given energy density  $\varepsilon_{\text{hadr}}$ , having acquired at that moment a collective radial flow, with a linear radial rapidity profile from inside to outside, characterized by  $y_{\text{rad}}$ . In addition, an azimuthal asymmetry was imposed by multiplying the  $x$  and  $y$  component of the flow four-vector-velocity with  $1 + \min(\epsilon, f_{\text{ecc}})$  and  $1 - \min(\epsilon, f_{\text{ecc}})$ , where  $\epsilon$  is the initial spacial eccentricity,  $\epsilon = \langle (y^2 - x^2)/(y^2 + x^2) \rangle$ , and  $f_{\text{ecc}} = 0.5$  a parameter. By imposing radial flow, the cluster mass had to be rescaled as

$$M \rightarrow M \times 0.5 y_{\text{rad}}^2 / (y_{\text{rad}} \sinh y_{\text{rad}} - \cosh y_{\text{rad}} + 1), \quad (2.2)$$

in order to conserve energy and for the longitudinal flow we have in addition

$$M \rightarrow M \times y_{\text{long}} / \sinh y_{\text{long}}. \quad (2.3)$$

### 2.3.2 New features in EPOS LHC

As a consequence of the rescaling due to collective flows, and in particular the radial flow, the number of secondary particles produced by the clusters is reduced. In case of a consistent treatment of cross-section and particle production like in EPOS, this property is needed in the case of HI collisions where less particles are observed than produced by the model without final state interactions. And indeed a proper hydro treatment like in EPOS 2 or 3 requires a large multiplicity in the initial state to finish with the correct multiplicity after a long evolution of the large volume of the core. We will call it the nuclear AA flow, characterized by the maximal radial rapidity  $y_{\text{rad}}^{\text{AA}}$ .

But in the case of light system, like  $p$ - $p$ , using EPOS 2 or 3 with a realistic treatment of the hydrodynamical evolution with proper hadronization such an effect was not observed [12, 15, 20]. In that case the large flow comes from the quick expansion of the very small volume of the core. As a consequence, in EPOS LHC we introduced a different type of radial flow in case of very dense system in a small volume (where the critical energy density is reached because of multiple scattering between partons in a single pair of nucleons like in  $p$ - $p$ ). For this pp flow, characterized by the maximal radial rapidity  $y_{\text{rad}}^{\text{pp}}$ , the mass of the cluster  $M$  is not changed before hadronization (multiplicity is conserved) but the energy conservation is imposed by a simple rescaling of the total momentum  $P$  (larger  $p_t$  are compensated by smaller  $p_z$ ) after the radial boost. Of course a smooth transition is needed between the two kinds of system and the transition is observed in  $p$ - $A$  interactions.

In EPOS 1.99,  $y_{\text{rad}}$  was parametrized as function of the system energy and size as  $y_{\text{rad}} = y_{\text{rad}}^{\text{mx}} + y_{\text{rad}}^{\text{mi}} \log(1. + \sqrt{s/N_{\text{pair}}})$ , where  $N_{\text{pair}}$  is the number of possibly interacting pairs of nucleons and  $y_{\text{rad}}^{\text{mx}}$  and  $y_{\text{rad}}^{\text{mi}}$  are parameters. While the evolution with  $N_{\text{pair}}$  was safe and easy to test with HI data at SPS and RHIC, the evolution with energy especially for  $N_{\text{pair}} = 1$  ( $p$ - $p$ ) could lead to wrong extrapolation at high energy.

In the paper on identified particle spectra from CMS [21], data show that the increase of the  $\langle p_t \rangle$  as a function of the multiplicity doesn't depend on the center-of-mass energy but increase with multiplicity. This effect being directly link to the radial flow intensity in our approach [20] it is natural to parametrized all flows as a function of the total mass  $M_{\text{core}}$  which is directly link to the final multiplicity. We get for the longitudinal flow

$$y_{\text{long}} = y_{\text{long}}^{\text{mx}} \cdot \log\left(\exp\left(\frac{y_{\text{long}}^{\text{mi}}}{y_{\text{long}}^{\text{mx}}}\right) + \frac{M_{\text{core}}}{M_{\text{min}}}\right), \quad (2.4)$$

the AA radial flow

$$y_{\text{rad}}^{\text{AA}} = y_{\text{rad}}^{\text{mx}} \cdot \log\left(\frac{M_{\text{core}}}{M_{\text{min}}}\right), \quad (2.5)$$

and the pp radial flow

$$y_{\text{rad}}^{\text{pp}} = y_{\text{rad}}^{\text{px}} \cdot \log\left(\frac{M_{\text{core}}}{M_{\text{min}}}\right) \quad (2.6)$$



where  $y_{\text{rad}}^{\text{mx}}$  is the parameter fixing the radial flow and the multiplicity in HI and  $y_{\text{rad}}^{\text{px}}$  determine the evolution of  $\langle p_t \rangle$  as a function of the multiplicity in  $p$ - $p$ . The longitudinal flow being weaker,  $y_{\text{long}}^{\text{mx}}$  and  $y_{\text{long}}^{\text{mi}}$  are parameters which are used to do a fine tuning of the multiplicity in both  $p$ - $p$  ( $y_{\text{long}}^{\text{mi}}$ ) and HI interactions ( $y_{\text{long}}^{\text{mx}}$ ).  $M_0 = 3\text{GeV}/c^2$  is the minimum mass to have flow.

These definitions are good if we have pure AA flow (slow expansion of a large volume) or pure pp flow (fast expansion of a small volume). For peripheral nuclear collision or  $p$ - $A$  interactions we have to decide whether  $y_{\text{rad}}^{\text{pp}}$  (high density of string segments coming from a single nucleon pair like in  $p$ - $p$ ) or  $y_{\text{rad}}^{\text{AA}}$  (high density of string segments coming from many different nucleon pairs like in central HI) should be used. So for pp flow parametrization one can defined

$$M_{\text{pp}} = \min\left(1, f_{\text{pp}} \cdot \frac{N_{\text{max}}^{\text{pp}}}{N_{\text{tot}}}\right) \cdot M_{\text{core}}, \quad (2.7)$$

where  $N_{\text{max}}^{\text{pp}}$  is the maximum number of segments used in core coming from a unique nucleon-nucleon pair and  $N_{\text{tot}}$  is the total number of segments forming the core. So  $N_{\text{max}}^{\text{pp}}/N_{\text{tot}}$  is simply the fraction of segments coming from the pair contributing the most to the core.  $f_{\text{pp}} = 1.3$  is a parameter which can be tune in order to have the same  $\langle p_t \rangle$  as a function of multiplicity in  $p$ - $p$  or  $p$ - $A$  at low multiplicity (no data needed). In other words  $M_{\text{pp}}$  is simply the mass of the part of the core coming from the pair of nucleon with the largest multiple scattering. As a consequence eq. 2.6 can be rewritten as

$$y_{\text{rad}}^{\text{pp}} = y_{\text{rad}}^{\text{px}} \cdot F_{\text{pp}} \cdot \log\left(\frac{M_{\text{pp}}}{M_{\text{min}}}\right), \quad (2.8)$$

where  $F_{\text{pp}} = \min(1, 2\langle N^{\text{pp}} \rangle / N_{\text{max}}^{\text{pp}})^2$ , with  $\langle N^{\text{pp}} \rangle$  being the average number of segments going to core per participating pair of nucleons, is a normalization factor going to 0 in case of HI collisions. As expected  $F_{\text{pp}} = 1$  and  $M_{\text{pp}} = M_{\text{core}}$  in case of  $p$ - $p$  scattering. Using eq. 2.5, we have 2 independent definitions for  $y_{\text{rad}}^{\text{pp}}$  and  $y_{\text{rad}}^{\text{AA}}$ . Since  $y_{\text{rad}}^{\text{pp}} > y_{\text{rad}}^{\text{AA}}$  for small system (small number of nucleon pairs) and  $y_{\text{rad}}^{\text{pp}} < y_{\text{rad}}^{\text{AA}}$  for large system (when  $\langle N^{\text{pp}} \rangle \ll N_{\text{max}}^{\text{pp}}$ :  $F_{\text{pp}} \rightarrow 0$ ), we simply use the pp flow when  $y_{\text{rad}}^{\text{pp}} > y_{\text{rad}}^{\text{AA}}$  and the AA flow otherwise.

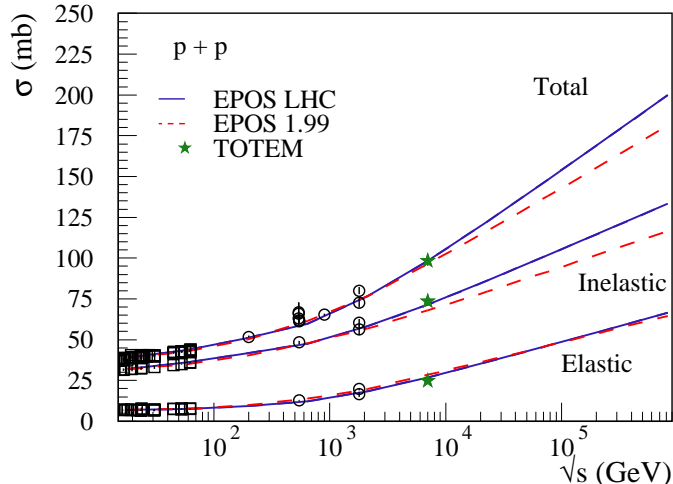
Since the flows depend only on  $M_{\text{core}}$  all parameters can be fixed using LHC data only ( $p$ - $p$  and  $Pb$ - $Pb$ ) but the results are checked with RHIC and SPS data.

### 3 Comparison with LHC data

In this section we will see how LHC data can be described by EPOS LHC.

#### 3.1 Cross-section

The most fundamental parameters of the EPOS model are fixed by comparing the cross-sections calculated from the single scattering amplitude with the measured data. Thanks to the TOTEM experiment [22], total, inelastic and elastic cross-sections are known now with a high precision and can be used to constrain the model at high energy. As shown on



**Figure 5.** Total, inelastic and elastic  $p$ - $p$  cross section calculated with EPOS LHC (solid line) and EPOS 1.99 (dashed line). Points are data from [23] and the stars are the LHC measurements by the TOTEM experiment [22].

figure 5, after retuning of the parameters fixing the non-linear effects in EPOS LHC, both total, inelastic and elastic cross-sections can be well reproduced (solid line).

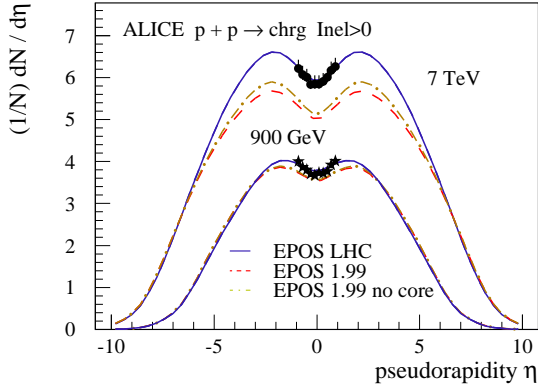
Compared to EPOS 1.99 (dashed line), it corresponds to an increase of the inelastic cross section due to a larger amplitude of the parton ladder. As a consequence the multiplicity predicted by the model should increase at LHC.

### 3.2 Particle production

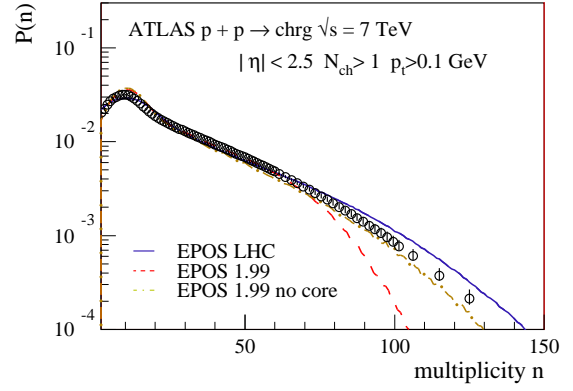
As we can see on figure 6 on the comparison of EPOS with pseudorapidity distribution of charged particles from ALICE data [24], the mean multiplicity is indeed larger in EPOS LHC (solid line) compared to EPOS 1.99 (dashed line). From the simulations with EPOS 1.99 without core formation (dash-dotted line), we can check that this is not due to the corrected flow. The increase in multiplicity is a direct consequence of the consistent treatment [7] of the cross-section and the particle production in EPOS framework. By adjusting the parameters to get the correct cross-section, we obtain naturally the correct multiplicity.

Looking at the corresponding multiplicity distribution at 7 TeV from ALICE experiment [25] on figure 7, we can observe the effect of the corrected flow on the tail of the distribution. In EPOS 1.99 (dashed line) for the events with a large multiplicity, the flow effect was strong and was reducing the total number of particles suppressing events with large multiplicities. Without core formation in EPOS 1.99 (dash-dotted line), the results were already reasonable and now in EPOS LHC the tail is well reproduced event with core formation (solid line).

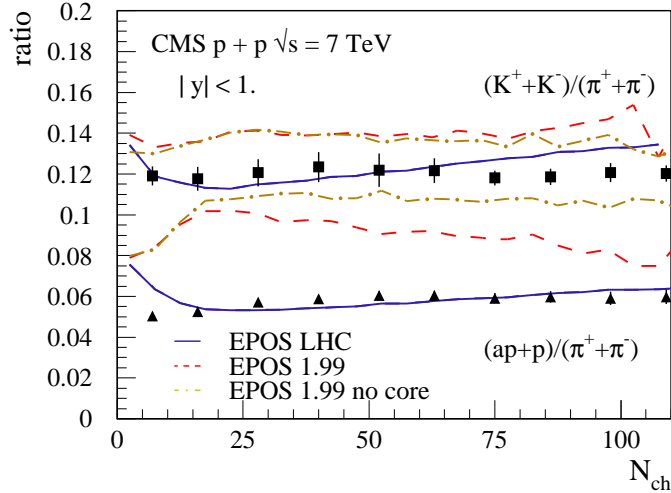
Thanks to CMS data on identified charged particle ratios at mid-rapidity [21] we could identify a problem in EPOS 1.99 concerning the production of baryon-antibaryon pair (and strangeness) in string fragmentation (dashed line in figure 8) which were artificially increased at high energy (by a factor of 2 for diquark production !). After correction,



**Figure 6.** Pseudorapidity distribution  $dN/d\eta$  of charged particles for events with at least one charged particle with  $|\eta| < 1$  for  $p$ - $p$  interactions at 900 GeV and 7 TeV. Simulations with EPOS LHC (solid line), EPOS 1.99 (dashed line), and EPOS 1.99 without core production (dash-dotted line) are compared to data points from ALICE experiment [24].



**Figure 7.** Multiplicity distribution of charged particles with  $p_t > 200$  MeV and  $|\eta| < 2.5$  for  $p$ - $p$  interactions at 7 TeV. Simulations with EPOS LHC (solid line), EPOS 1.99 (dashed line), and EPOS 1.99 without core production (dash-dotted line) are compared to data points from ATLAS collaboration [25].



**Figure 8.** Ratio of particle yield as a function of charged particle multiplicity for  $|y| < 1$  for non-single diffractive (NSD)  $p$ - $p$  scattering at 7 TeV. Simulations are done with EPOS LHC (solid line), EPOS 1.99 (dashed line) and EPOS 1.99 without core production (dash-dotted line). Points are data from CMS experiment [21].

and using the same parameters as in  $e^+e^-$  string fragmentation, the data are now well reproduced for both Kaon and (anti)proton production by EPOS LHC (solid line in figure 8). The effect of the core formation on these types of particles is small as we can see for the Kaon ratio comparing EPOS 1.99 with and without core (dashed-dotted line in figure 8). For the proton ratio using EPOS 1.99 we can clearly see the transition from a particle production dominated by the (wrong) string fragmentation at low  $N_{ch}$  to a particle

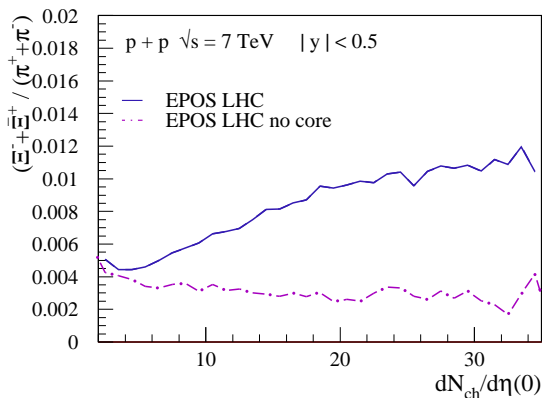
production dominated by cluster decay at large  $N_{\text{ch}}$  were the proton to pion ratio is correct.

With correct string fragmentation parameters like in EPOS LHC, the transition from pure strings to clusters is difficult to observe with these type of “light quark” particles. We will see in the next section that the effect of the final state interaction is much larger for multi-strange baryons.

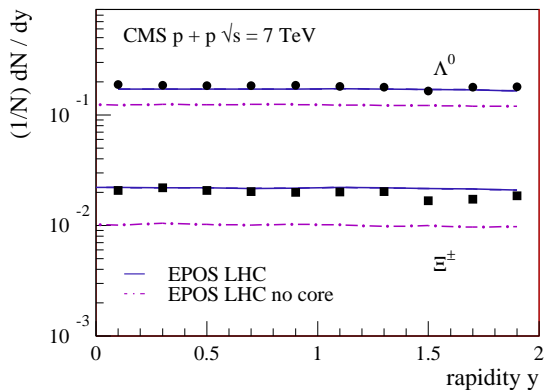
### 3.3 Final state interaction

We just reported in section 3.2 that, when everything is treated correctly, the effect of a possible statistical decay phase with a radial flow due to parton or hadron reinteraction after the initial state interaction is difficult to observe in (light) particle multiplicity with a long life time. We will see in this section that specific observables show clear indications that indeed final state interaction effects clearly help to reproduce  $p$ - $p$  particle production.

#### 3.3.1 Particle ratio



**Figure 9.** Ratio  $\Xi/\pi$  as a function of particle density at midrapidity from EPOS LHC simulations with core (solid line) and without core production (dash-dotted line).



**Figure 10.** Strange baryon yield as a function of rapidity for non-single diffractive (NSD)  $p$ - $p$  scattering at 7 TeV. Simulations are done with EPOS LHC with core (solid line) and without core production (dash-dotted line). Points are data from CMS experiment [28].

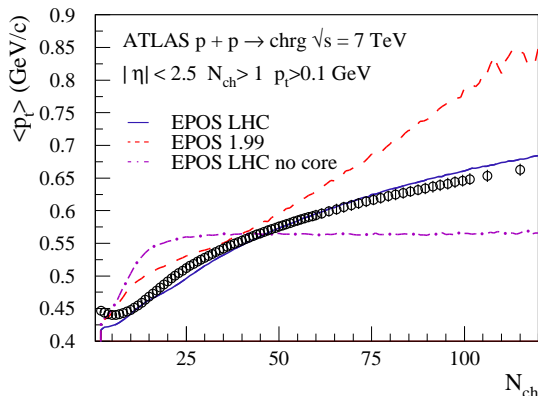
One of the effect of the reinteraction is that the particle production is not only coming from string fragmentation (where all the parameters are suppose to be fixed by data on  $e^+e^-$  particle production) but that part of the particles are coming from a phase were particles are produced statistically. In such an hadronization process corresponding to an hadron gas in equilibrium, strangeness production is not suppressed. In practice the equilibrium is not necessarily reached and some suppression (as free parameter) can be introduced but it is shown in [26] that the strangeness production is much larger (about a factor of 2) in HI collision (where the parameters for statistical hadronization are fixed) than in  $e^+e^-$  interactions (where string fragmentation parameters are fixed). In [27] for instance, the hyperon to meson ratio is used as a possible proof of a mini-Quark-Gluon-Plasma. In EPOS LHC, we can clearly see the transition from a pure string fragmentation to a

statistical dominated hadronization looking at the evolution of the multi-strange baryon to pion ratio as a function of the multiplicity at mid-rapidity as shown figure 9. Without core formation (dash-dotted line), there is no strong evolution while with core formation (solid line) the ratio increases almost linearly with the plateau height. The effect would be even larger with  $\Omega$  baryon.

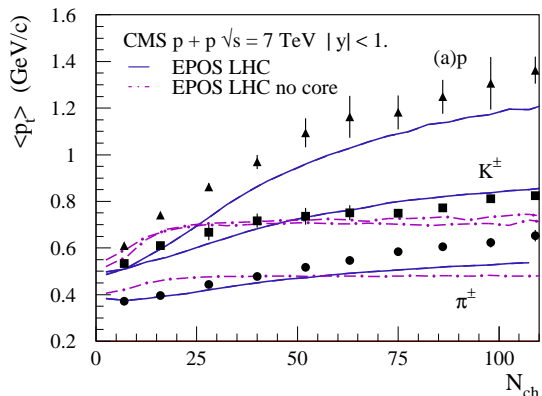
Comparing, figure 10,  $\Lambda^0 + \bar{\Lambda}^0$  and  $\Xi^- + \bar{\Xi}^+$  rapidity distribution as measured by CMS experiment [28] for NSD events with EPOS LHC simulation with (solid line) core formation, we observe a good agreement. While without (dash-dotted line) core formation the average  $\Xi$  production is a factor of 2 lower.

### 3.3.2 Transverse momentum

The second main effect of the collective phase is the generation of a collective flow as described in 2.3. After cluster decay, a random longitudinal Lorentz boost whose maximal value is given by eq. 2.4 and a radial Lorentz boost, whose maximal value is given by eq. 2.8 and whose phase depends on cluster geometry, are applied to each particle. The effect is better observed in the evolution of the mean  $p_t$  as a function of the number of particles at mid-rapidity.

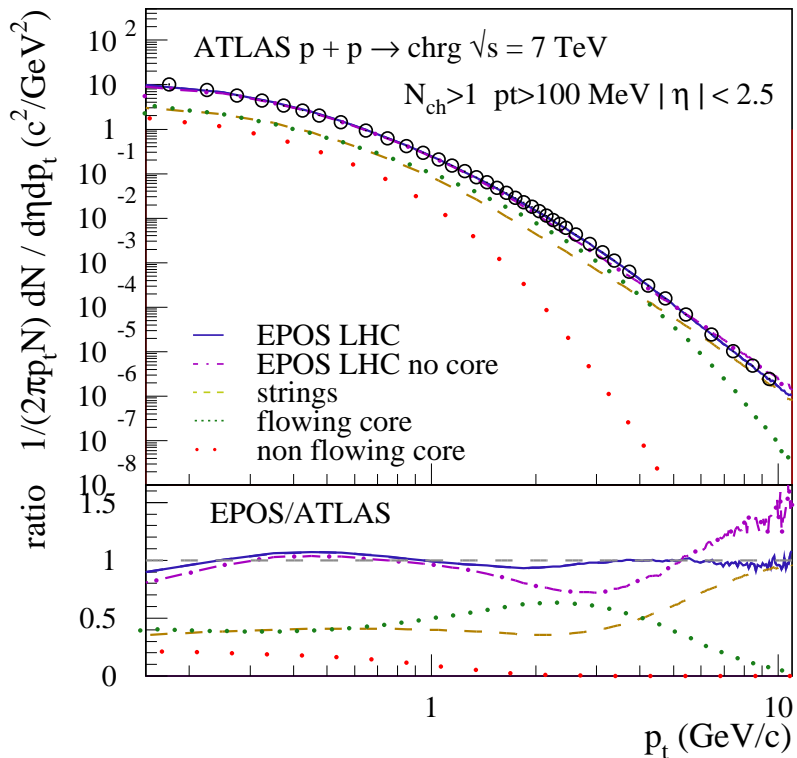


**Figure 11.** Average transverse momentum  $\langle p_t \rangle$  as a function of the number of charged particles for charged particles with  $p_t > 0.1$  GeV and  $|\eta| < 2.5$  for  $p$ - $p$  interactions at 7 TeV. Simulations are done with EPOS LHC (solid line), EPOS 1.99 (dashed line) and EPOS LHC without core production (dash-dotted line). Points are data from ATLAS experiment [25].



**Figure 12.** Average transverse momentum  $\langle p_t \rangle$  of identified particles ( $\pi$ ,  $K$  and  $p$ ) as a function of the number of charged particles for particles with rapidity  $|y| < 1$  in  $p$ - $p$  collisions at 7 TeV. Simulations are done with EPOS LHC with (solid line) or without core (dash-dotted line). Points are data from CMS experiment [21].

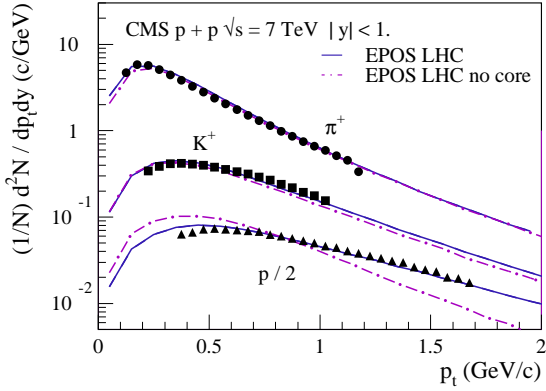
On figure 11, we first show that EPOS simulations without core formation (dash-dotted line) exhibit a flat behavior in case of hard non-diffractive events ( $N_{ch} > 25$ ). It is easy to understand in term of string fragmentation even with multiple scattering since each string uses the same  $\langle p_t \rangle$ . Then we can check that in the case of EPOS 1.99 (dashed line) the  $\langle p_t \rangle$  due to radial flow was extrapolated to too large value at 7 TeV. Using eq. 2.8 in EPOS LHC (solid line) and adjusting the parameter  $y^{px}$  to get the best fit at 900 GeV and 7 TeV of ATLAS data from [25], it is possible to get a very good description of the



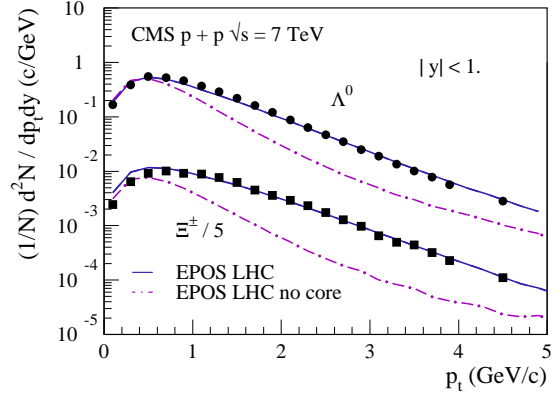
**Figure 13.** Transverse momentum  $p_t$  distribution of charged particles with  $|\eta| < 2.5$  produced in minimum bias  $p$ - $p$  collisions at 7 TeV. Simulations are done with EPOS LHC with (solid line) or without core (dash-dotted line). The contributions of particles coming from the core hadronization are shown as dotted line while particles coming directly from string fragmentation are represented by a dashed line. Points are data from ATLAS experiment [25].

measurements. Since the radial boost is based on a Lorentz transformation, it depends on the total energy, thus on the mass, of each particle. The higher is the mass the stronger will be the effect. It can be checked on the evolution of the mean  $p_t$  as a function of the number of particles for identified particles ( $\pi$ ,  $K$  and  $p$ ) as published by CMS experiment in [21]. In figure 12 we can see that  $\langle p_t \rangle$  depends on the mass of the particles and that EPOS LHC give a reasonable description of the data when the flow is active (solid lines) while the standard string fragmentation gives a completely different behavior (dash-dotted line).

Comparing directly EPOS LHC simulations with the transverse momentum distribution measured by ATLAS experiment [25] in minimum bias  $p$ - $p$  interaction like in figure 13, we can see that the particles coming from the core hadronization with a radial flow (dotted line) will dominate the flux around 1 – 2 GeV/c which is exactly the place where a deficit is observed when a model without flow (dash-dotted line) is compared to measured data. The position of the transition (and as a consequence of the shape of the  $p_t$  distribution) depends on the parameter  $p_t^{\text{cut}}$  whose best value is 1 GeV/c. At large  $p_t$  ( $> 5$  GeV/c) the particles which are not completely absorbed into the high density region after string fragmentation dominate again.

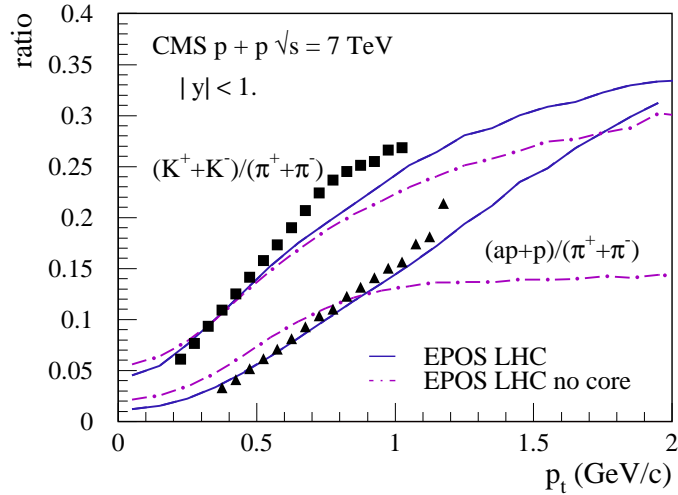


**Figure 14.** Transverse momentum distribution of identified particles ( $\pi$ ,  $K$  and  $p$  for  $|y| < 1$  for NSD  $p$ - $p$  scattering at 7 TeV. Simulations are done with EPOS LHC with (solid line) or without core (dash-dotted line). Points are data from CMS experiment [21].



**Figure 15.** Transverse momentum distribution of strange baryons ( $\lambda$  and  $\xi$ ) for  $|y| < 1$  for NSD  $p$ - $p$  scattering at 7 TeV. Simulations are done with EPOS LHC with (solid line) or without core (dash-dotted line). Points are data from CMS experiment [28].

In fact the effect is already clearly visible on minimum-bias transverse momentum distribution of identified particles. On figure 14 both simulations with (solid line) or without (dash-dotted line) core formation can describe  $\pi$   $p_t$  spectrum from [21]. But when the mass increase, the deviation between the standard hadronization without flow and the data increase while the simulations with collective hadronization give a good result. If we consider strange baryons which has even larger masses, it can be seen on figure 15 that the difference between the two approaches can be as large as a factor of 5 for Cascade particles [28] where the flow effect combines with the yield effect described in the previous section.



**Figure 16.** Ratio of particle yield as a function of transverse momentum for  $|y| < 1$  for NSD  $p$ - $p$  scattering at 7 TeV. Simulations are done with EPOS LHC with (solid line) or without core (dash-dotted line). Points are data from CMS experiment [21].



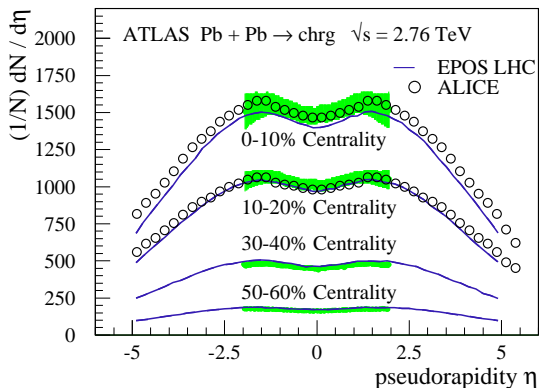
Finally using the ratios of kaons over pions and proton over pions as a function of the transverse momentum as plotted on figure 16 it can be clearly seen from data and simulations with (solid line) and without (dash-dotted line) that the flow effect take place only above  $p_t > 1$  GeV/c.

## 4 Heavy ion interactions

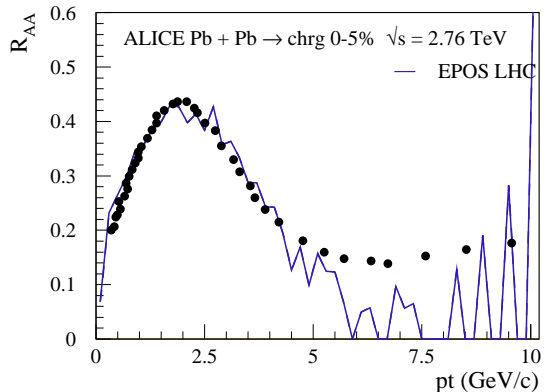
The EPOS model was originally designed for heavy ion collisions. Even if the re-tuned LHC version described in this paper is based on the simplified treatment of collective hadronization from [17] and not on the more sophisticated hydrodynamical treatment of [20], it is important to check the basic distributions for heavy systems.

### 4.1 Lead-Lead

As explained in section 2.3, the so-called AA flow parametrization reduces cluster masses (and as a consequence the multiplicity of secondary particles) to increase the mean transverse momentum of the produced particles. As a consequence to fix the parameter  $y_{\text{rad}}^{\text{max}}$  both multiplicity and transverse momentum have to be taken into account.



**Figure 17.** Pseudorapidity distribution of charged particles in  $Pb-Pb$  collisions at 2.76 TeV/A for centrality bins 0 to 10%, 10 to 20%, 30 to 40% and 50-60%. EPOS LHC simulations (solid line) are compared to ATLAS (band) and ALICE (point) measurements [29, 30].



**Figure 18.** Nuclear modification factor for charged particles in most 5% central events of  $Pb-Pb$  collisions at 2.76 TeV. EPOS LHC simulations (solid line) are compared to ALICE measurements [31] (points).

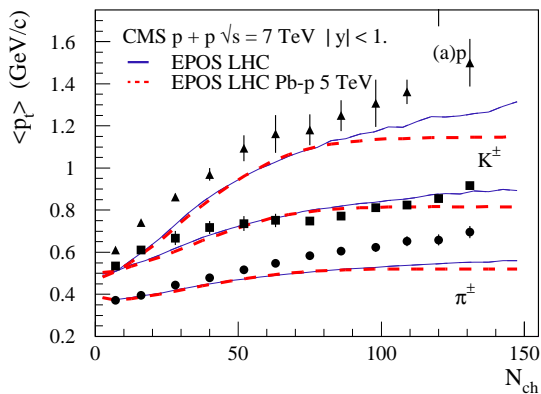
As it can be seen on figure 17 and 18, it is possible to achieve a good description of both the pseudorapidity distribution of  $Pb-Pb$  collisions at 2.76 TeV and various centrality from the ATLAS and ALICE experiment [29, 30] and of the nuclear suppression factor of the most central events as measured by the ALICE experiment [31] for  $p_t < 5$  GeV/c. The large suppression observed in the simulations with EPOS LHC at larger  $p_t$  is due to a lack of hard scattering during the initial stage of the nucleus-nucleus interaction. Indeed the screening effects used in EPOS [6] and necessary to have a good description of soft processes in  $p-p$  and  $A-B$  scattering affect hard scales the same way as soft scales. In fact



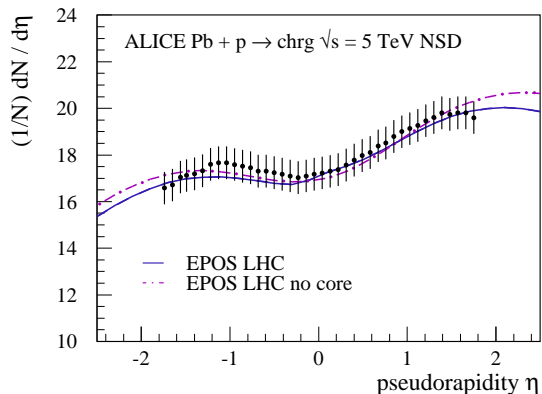
it has been shown now that such initial stage suppression of hard processes is not observed in heavy ion data (gamma or Z boson production). This problem is being solved in the EPOS 3 [12] version (currently under development).

## 4.2 proton-Lead

From  $p$ - $p$  and  $p$ - $Pb$  data, all free parameters of eq. 2.4, 2.5, and 2.6 are fixed. The free parameter in eq. 2.7 is fixed in order to have the same flow in  $p$ - $p$  and  $p$ - $A$  for the same multiplicity as shown on figure 19. Here  $Pb$ - $p$  simulations at 5 TeV (dashed line) are compared to data and simulations for  $p$ - $p$  at 7 TeV like in figure 12. At low multiplicity we observe the same flow behavior in  $p$ - $p$  and  $Pb$ - $p$  by construction (pp flow parametrization regime from eq. 2.8), but when  $N_{ch}$  is higher than about 100 particles, the  $\langle p_t \rangle$  doesn't increase anymore because we enter a different regime with a larger volume and we have a transition to the AA flow parametrization (from eq. 2.5). Since  $y_{rad}^{px} \gg y_{rad}^{mx}$ , the latter increase much slower with the multiplicity.



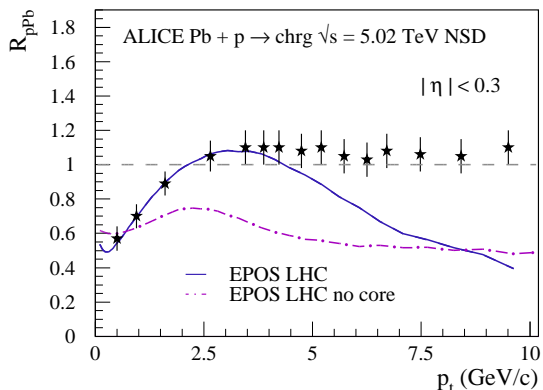
**Figure 19.** Average transverse momentum  $\langle p_t \rangle$  of identified particles ( $\pi$ ,  $K$  and  $p$ ) as a function of the number of charged particles for particles with rapidity  $|y| < 1$  in  $p$ - $p$  collisions at 7 TeV (solid line) and  $Pb$ - $p$  collisions at 5 TeV (dashed line). Simulations are done with EPOS LHC including core formation.. Points are data from CMS experiment [21] for  $p$ - $p$  scattering.



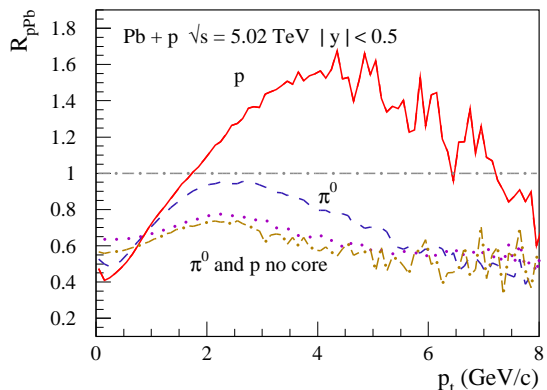
**Figure 20.** Pseudorapidity distribution of charged particles from  $Pb$ - $p$  collisions at 5.02 TeV. Simulations are done with EPOS LHC with (solid line) or without core (dash-dotted line). Points are data from the ALICE experiment [32].

To test the model predictions, it is now possible to compare to  $Pb$ - $p$  data. As we can see on figure 20, the pseudorapidity distribution of charged particles from  $Pb$ - $p$  collisions at 5.02 TeV as measured by the ALICE experiment [32] is very well reproduced by EPOS LHC (solid line). The effect of the core formation is very small on the average multiplicity (dash-dotted line without core). It is a real prediction since no parameters has been changed to reproduce these data.

An important test of particle production in nuclear collisions is to study the ratio of the  $p_t$  distribution in  $p$ - $A$  with the one in  $p$ - $p$  normalized by the number of binary collisions. It is called the nuclear modification factor  $R_{pPb}$ . Any deviation from 1 indicates a nuclear effect. On figure 21 is presented the nuclear modification factor of charged particles



**Figure 21.** Nuclear modification factor of charged particles from  $Pb$ - $p$  collisions at 5.02 TeV. Simulations are done with EPOS LHC with (solid line) or without core (dash-dotted line). Points are data from the ALICE experiment [33].



**Figure 22.** Nuclear modification factor for identified particles ( $\pi^0$  (dashed and dash-dotted line) and proton  $p$  (solid and dashed line) from  $Pb$ - $p$  collisions at 5.02 TeV. Simulations are done with EPOS LHC with (solid and dashed line) or without core (dotted and dash-dotted line).

from  $Pb$ - $p$  collisions at 5.02 TeV measured by the ALICE collaboration [33] together with EPOS LHC simulations. Without core formation (dash-dotted line) we have a constant  $R_{pPb} = 0.5$  due to the strong screening in nuclear collisions in EPOS which reduce the number of binary collision in the initial state. This effect is important to get a correct multiplicity but unfortunately the effect is the same for soft and hard processes leading to a strong suppression of high  $p_t$  particles not observed in the data. If the core formation is used (solid line), the situation improve a lot up to  $p_t \sim 5$  GeV/c but then the strong suppression appears again (as it should be since the flow can not affect high  $p_t$  particles).

From the multiplicity measurement it is clear that there is a relative suppression of low  $p_t$  in  $p$ - $Pb$  relative to  $p$ - $p$  and it is now clear that there is no suppression for  $p_t > 5$  GeV/c. But the transition region is dominated by the flow effect and the  $R_{pPb} = 1$  observed for  $p_t > 2.5$  GeV/c has to be interpreted with care because this value is probably unity by chance. If we compare the  $R_{pPb}$  for different kind of particles (light  $\pi^0$  and heavy proton  $p$ ), we can see on figure 22 that EPOS predicts that both component will look completely different: mesons having  $R_{pPb} < 1$  and baryons  $R_{pPb} > 1$  due to the stronger flow on heavy particles. This can be easily check on real data and the effect will be even larger for multi-strange baryons.

## 5 Comparison with other minimum bias models

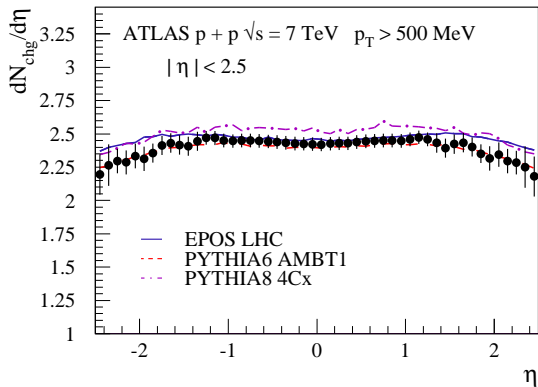
In the following section EPOS LHC is compared to the Pythia generator [2], which is commonly used to describe hadron hadron collisions on an event-by-event basis for cms energies from  $S\bar{p}S$  to the LHC. The FORTRAN based PYTHIA6 and the newer, C++ based Pythia8 version, implement very similar soft QCD models, however the development of Pythia6 has stopped and new developments are only implemented in Pythia8. Inclu-

single hadron-hadron collisions are modeled as a superposition of non-diffractive, single - and double diffractive processes, where the different processes are mixed according to their cross section. The non-diffractive process is calculated at lowest order perturbative QCD two-to-two parton scatters, where the divergence at  $p_t \rightarrow 0$  is regulated via a  $p_{t,min}$  cut-off. Multiple partonic scatters (MPI) are possible and their probability is calculated from the geometrical overlap function of the proton matter distribution. Both the matter distribution and the  $p_{t,min}$  cut-off are tuned to describe the minimum bias and underlying event data at different cms energies. The  $p_t$  ordered parton shower algorithm is interleaved with the MPI. A different shower model using virtuality ordering for the emissions and an older MPI model is also available in Pythia6, but was never tuned to LHC data. It is therefore not used for comparisons in this paper.

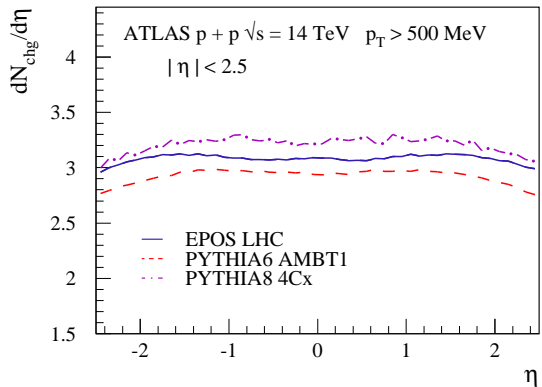
Fragmentation is implemented via the Lund fragmentation model with free model parameters tuned to LEP data. The production of heavy quarks is suppressed according to  $u : d : s \sim 1 : 1 : 0.3$ , inspired by the quark masses. The production of  $s\bar{s}$  production is a tunable parameter which is usually derived from LEP data. Charm and heavier quarks are not expected to be produced [2].

The hadronization modeling includes a model of color reconnection [34] which are implemented as re-arrangement of strings to minimize their length. Tuning of the free parameters in the color reconnection model yields a very good description of the relation between mean  $p_t$  and the charged particle multiplicity as measured at the LHC at a center-of-mass energy of 900 GeV and 7 TeV.

Soft diffraction is implemented within a Regge-based Pomeron model to generate the cross-section and the diffractive mass and momentum transfer [35, 36] with some empirical corrections to cover the full phase space [2]. The soft diffraction model is extended in Pythia 8 with additional perturbative Pomeron-proton scattering using HERA diffractive



**Figure 23.** ATLAS measurement of the pseudorapidity distribution of charged particles with  $p_t \geq 500\text{MeV}$  in minimum bias collisions [25] compared to Pythia6 (dashed line), Pythia8 (dash-dotted line) and EPOS LHC (solid line) simulations.

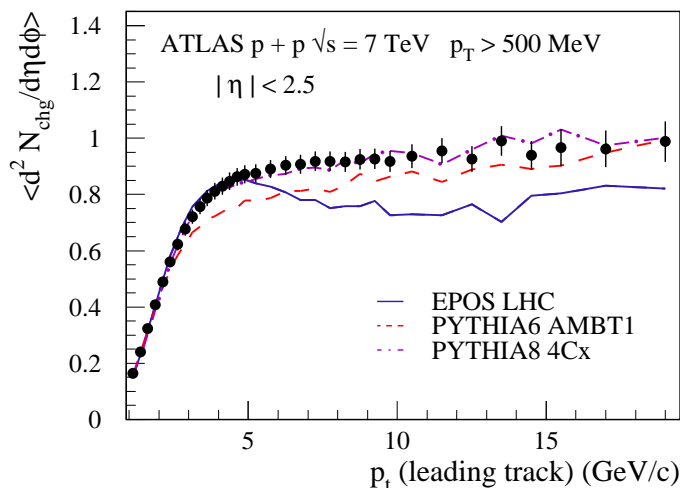


**Figure 24.** Predicted pseudorapidity distribution of charged particles  $p_t \geq 500\text{MeV}$  in minimum bias collisions at the LHC at a cms energy of 14 TeV compared from Pythia6 (dashed line), Pythia8 (dash-dotted line) and EPOS LHC (solid line) simulations.

PDFs [37].

Pythia provides the possibility to alter many modelling details of the phenomenological soft QCD models. A large variety of tunes to minimum bias and underlying event data exist to optimize the descriptions. These tunes vary in the selection of model details, the parton density functions and the observables they're tuned to, see [38] for a review of tunes and models. Pythia in general yields a very good description of soft QCD effects both in minimum bias data and underlying event measurements at various center of mass energies. In the following we compare different LHC measurements to three different set-ups: to EPOS LHC, to Pythia6 with the AMBT1 tune [39] which was tuned to the ATLAS minimum bias data and to Pythia8 [40] with tune 4Cx [41] which was derived from comparison to minimum bias and underlying event data from LHC. The plots were made using Rivet [42] and are partially taken from MC PLOTS [43].

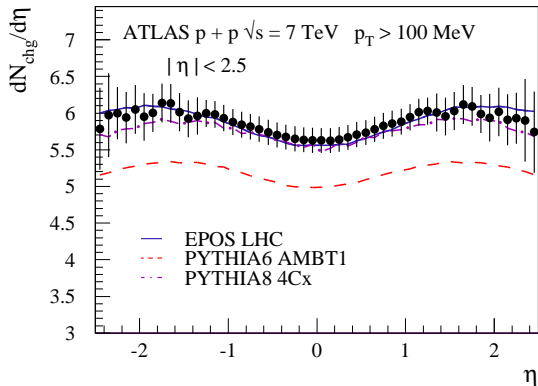
Figure 23 shows the charged particle production at LHC at 7 TeV with the requirement that the charged particles have a minimum  $p_t$  of 500 MeV. The data are well described by the Pythia6 AMBT1 tune and EPOS LHC which are both tuned to these data. It is also interesting to note, that the Pythia6 AMBT1 tune describes the full  $\eta$  spectrum while the EPOS LHC tune shows slight deviations in towards larger rapidity. The dependence of the charged particle production on the cms energy of the collision is tunable in PYTHIA and this energy dependence has been derived from comparing to minimum bias data (and underlying event data for 4Cx) at 900 GeV and 7 TeV. Good agreement with the data can be reached for all models also at 900 GeV[43]. This also leads to similar predictions for the yet unmeasured charged particle production at the LHC design energy of 14 TeV as shown in figure 24.



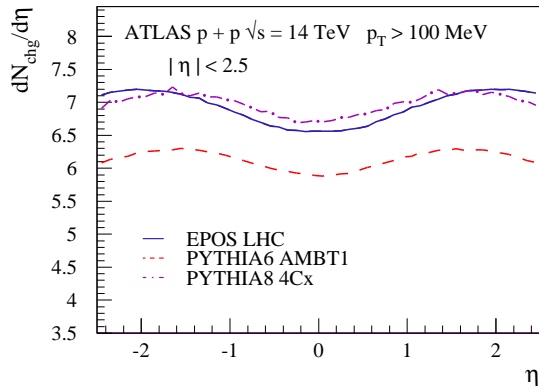
**Figure 25.** ATLAS measurement of charged particles with  $p_t \geq 500\text{MeV}$  produced in the underlying event, i.e. a region of  $60^\circ \leq |\Delta\phi| \leq 120^\circ$  around the leading particle [44] compared to Pythia6 (dashed line), Pythia8 (dashed-dotted line) and EPOS LHC (solid line) simulations.

The slight deviation of Pythia8 4Cx in figure 23 is caused by the fact that the model is tuned to simultaneously describe the underlying event data shown in figure 25. This causes a slightly too high prediction of the particle production in minimum bias events with the

current Pythia models. A tune to the LHC minimum bias data set alone would give better description as demonstrated in [45]. Figure 25 also shows that EPOS LHC is not able to describe the soft particle production at the LHC when a hard scattering process leading to a jet with  $p_t$  above 5 GeV is involved. This is again due to the fact that the non-linear effects as implemented in EPOS LHC affect equally both soft and hard processes.



**Figure 26.** ATLAS measurement of the pseudorapidity distribution of charged particles  $p_t \geq 100\text{MeV}$  in minimum bias collisions [25] compared to Pythia6 (dashed line), Pythia8 (dash-dotted line) and EPOS LHC (solid line) simulations.

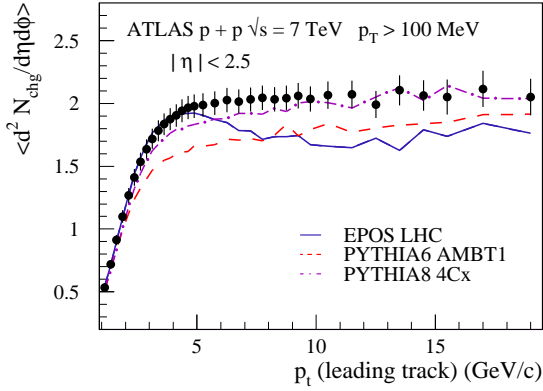


**Figure 27.** Predicted pseudorapidity distribution of charged particles  $p_t \geq 100\text{MeV}$  in minimum bias collisions at the LHC at a cms energy of 14 TeV compared from Pythia6 (dashed line), Pythia8 (dash-dotted line) and EPOS LHC (solid line) simulations.

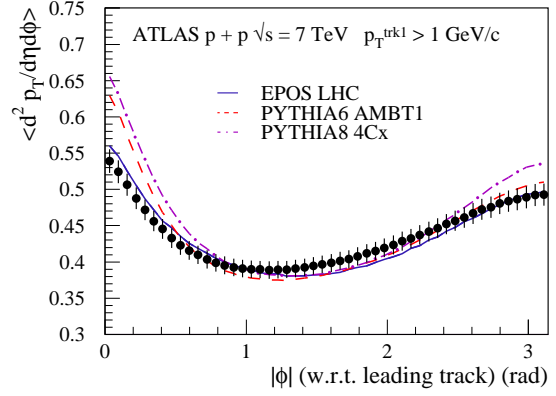
Figure 26 shows the same minimum bias data set, but in this case includes charged particles with lower  $p_t$ , down to 100 MeV. EPOS LHC is able to describe both data sets with similar precision, however PYTHIA6 with AMBT1 shows significantly smaller increase in soft particle production than the data, leading to predictions which are significantly below the data. PYTHIA8 with tune 4Cx describes the data well. It is worth to notice that the difference between PYTHIA6 and EPOS increases if we compare the same distribution at 14 TeV, see figure 27.

The angular distribution of the charged particle production has also been measured, where the angle is measured with respect to the leading particle. This observable is sensitive to the emergence of jets or so-called mini-jets in hadronic collisions. ATLAS has measured this distribution with various thresholds for the leading particle  $p_t$ , ranging from 1. to 5 GeV. figure 29 shows the distribution for the lowest  $p_t$  threshold, where EPOS LHC is the only generator to provide a very good description both of the total amount and of the shape of the distribution. As the leading particle  $p_t$  increases, the description of the data by the pythia models improves, but has up to 20% deviations close to the leading particle. The description of the data by EPOS LHC gets slightly worse for the higher  $p_t$  thresholds, but is always within 10%.

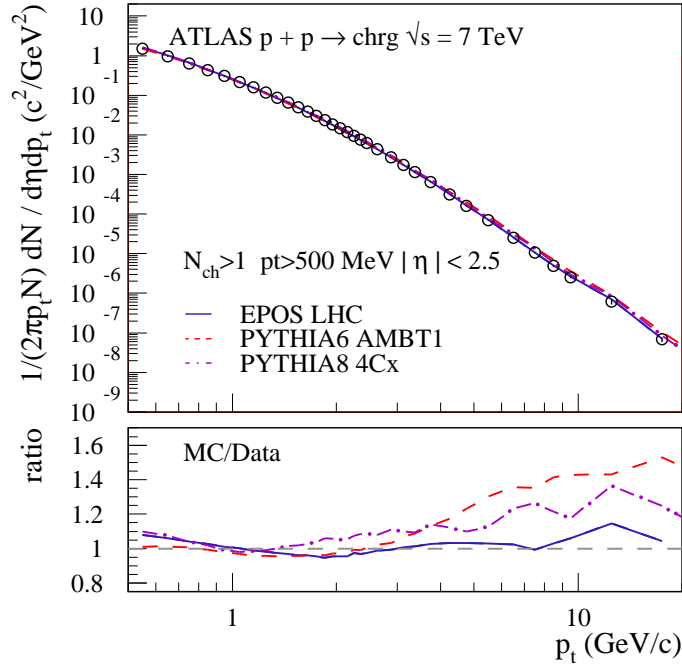
The  $p_t$  spectrum of particles in minimum bias events is particularly sensitive to collective flow effects and has been measured by ATLAS and CMS [25, 46]. As shown in figure 30, both pythia variants have problems to describe the  $p_t$  spectrum above 2GeV,



**Figure 28.** ATLAS measurement of charged particles with  $p_t \geq 100$  MeV produced in the underlying event, i.e. a region of  $60^\circ \leq |\Delta\phi| \leq 120^\circ$  around the leading particle [44] compared to Pythia6 (dashed line), Pythia8 (dash-dotted line) and EPOS LHC (solid line) simulations.



**Figure 29.** ATLAS measurement of the angular distribution of charged particles production with respect to the leading charged particle with  $p_t \geq 1$  GeV [44] compared to Pythia6 (dashed line), Pythia8 (dash-dotted line) and EPOS LHC (solid line) simulations.

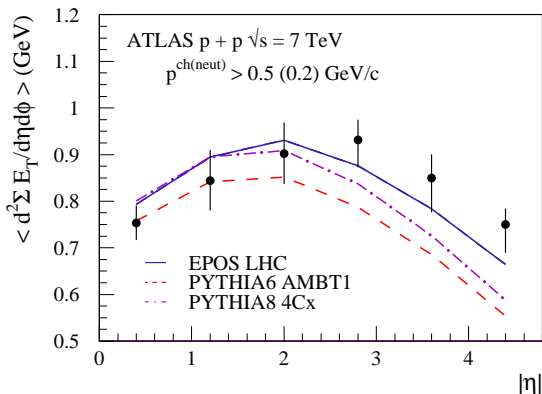


**Figure 30.** ATLAS measurement of  $p_t$  of charged particles produced in minimum bias collisions at 7 TeV [25] compared to Pythia6 (dashed line), Pythia8 (dash-dotted line) and EPOS LHC (solid line) simulations.

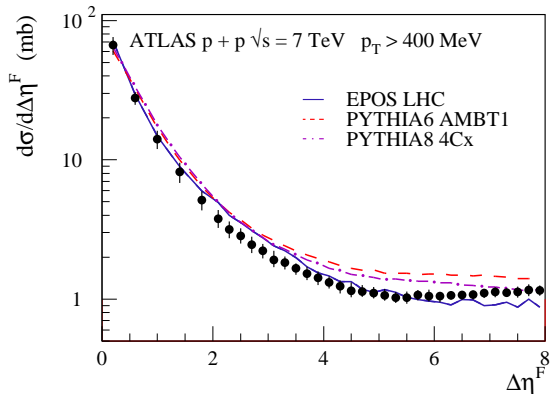
despite the effort to tune to these distributions, it seems that the Pythia tunes miss an aspect to get a high precision description of these spectra. EPOS LHC tune describes this spectrum well due to the core with its collective flow, see figure 13.

The transverse energy flow, which is sensitive to both the charged and neutral charged

particle production, at the LHC has also been measured by ATLAS [47] over the full acceptance range of the detector as shown in figure 31. While all models predict a too fast decrease of the transverse energy in the forward region compared to the central region, EPOS LHC describes the data well up to  $|\eta| = 4.5$ . The AMBT1 tune describes the data well in the central region where it was tuned however, only to the charged particles. Apparently the neutral particle production is equally well described by the model. However, in the forward region starting at  $|\eta| \geq 2.4$ , AMBT1 significantly undershoots the data and the disagreement increases towards the forward direction. Tune 4Cx shows a similar  $|\eta|$  dependence as AMBT1, however, due to the slightly higher predictions of particle production with  $p_t \geq 500$  MeV as discussed above, it is slightly high in the central region here and is slightly closer to the data in the forward region.



**Figure 31.** ATLAS measurement of  $\sum E_t$  as a function of pseudorapidity  $\eta$  in minimum bias events at 7 TeV [47] compared to Pythia6 (dashed line), Pythia8 (dash-dotted line) and EPOS LHC (solid line) simulations.

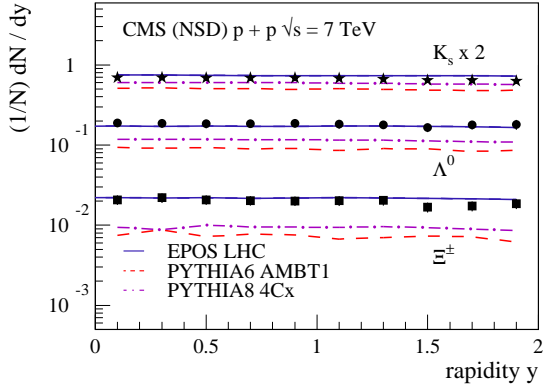


**Figure 32.** ATLAS measurement of the pseudorapidity gap  $\Delta\eta F$  for particles with  $p_{t,cut} > 400$  MeV in minimum bias events at 7 TeV [48] compared to EPOS LHC (solid line), Pythia6 (dashed line) and Pythia8 (dash-dotted line) simulations.

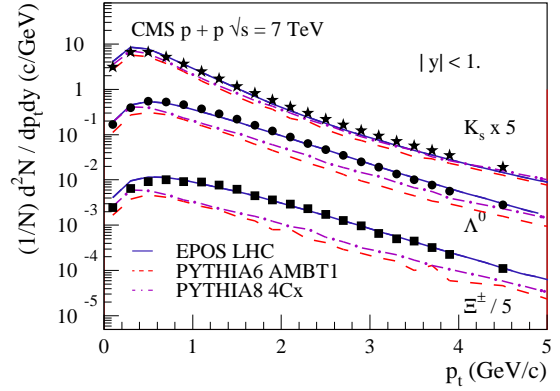
The pseudorapidity gap distribution in minimum bias collisions at 7 TeV has been measured by ATLAS [48]. The cross sections have been measured differentially in terms of  $\Delta\eta F$ , the larger of the pseudorapidity regions extending to the limits of the ATLAS acceptance, at  $\eta = \pm 4.9$ , in which no final state particles are produced above a transverse momentum threshold  $p_{t,cut}$ . At small  $\Delta\eta F$  the data test the reliability of hadronization models in describing rapidity and transverse momentum fluctuations in final state particle production. The measurements at larger gap sizes are dominated by contributions from the single diffractive dissociation process ( $pp \rightarrow Xp$ ), enhanced by double dissociation ( $pp \rightarrow XY$ ). Figure 32 shows the rapidity gap distribution with a  $p_{t,cut} \geq 400$  MeV. All models are describing the small gap region very well, but at larger rapidity gaps, where the diffractive processes contribute significantly, is predicted too high by both Pythia tunes. EPOS LHC, which is tuned to the diffractive cross sections measured at lower energies (SPS) describes this distribution very well.

The EPOS model extensions are also sensitive to the rate and  $p_t$  of identified particles [21, 28, 49], including also particles with strange quarks. Figure 33 shows the rate





**Figure 33.** CMS measurement of strange particles ( $K_s^0$ ,  $\lambda^0$  and  $\Xi^\pm$ ) yields in NSD events at 7 TeV [28] compared to EPOS LHC (solid line), Pythia6 (dashed line) and Pythia8 (dash-dotted line) simulations.



**Figure 34.** CMS measurement of transverse momentum distribution of strange particles ( $K_s^0$ ,  $\lambda^0$  and  $\Xi^\pm$ ) in NSD events at 7 TeV [28] compared to EPOS LHC (solid line), Pythia6 (dashed line) and Pythia8 (dash-dotted line) simulations.

predictions for  $\Lambda$ ,  $\Xi$  and  $K_s$  particles as measured by CMS [28]. Both pythia models describe the LEP data on fragmentation well, but apparently fail to describe these LHC data. The same problem is observed with ALICE data on multistrange baryon production [50]. EPOS LHC is able to describe both production (LEP and LHC) over the full rapidity range due to its statistical hadronization effects combined with string fragmentation. The description of the  $p_t$  spectra in figure 34 is similar: Pythia models show significant deviation while EPOS LHC reproduce nicely the data which is attribute to its implementation of collective flow effects.

## 6 Summary

After a short presentation of the main ingredients of the EPOS 1.99 model and in particular the possibility to hadronize part of the secondary particles including some collective effects, the new flow parametrization implemented in EPOS LHC is described. The main change is that the flow intensity depends only on the total mass of the high density core produced by the overlap of string segments due to multiple parton interactions (MPI in  $p$ - $p$ ) or multiple nucleon interaction (MNI dominating in  $A$ - $B$ ). Since the volume, and as a consequence the speed of the core expansion, is very different in  $p$ - $p$  and  $A$ - $B$ , this allows two different flow parametrizations to be used for the two different systems. In the case of  $p$ - $A$  interactions a smooth transition is used depending on how the core is created (from MPI or MNI). The core decay does not follow usual string fragmentation rules but corresponds to a statistical decay. In addition to the flow, which will have a strong impact on transverse momentum distributions, the particle ratios are modified. In particular, multistrange baryon formation is favored compared to string fragmentation. Comparing EPOS LHC to various LHC data, it is demonstrated that this approach provides a very good description of  $p$ - $p$ ,  $Pb$ - $p$  and  $Pb$ - $Pb$  data.



A comparison of the EPOS LHC tune and different Pythia tunes to different LHC measurements is also performed. Similar good agreement can be reached for the pseudo-rapidity distribution of charged particles and the correlation between mean  $p_t$  and multiplicity in the minimum bias events. Significant differences are observed in the  $p_t$  spectrum where the EPOS model describes the data well due to its correlated flow treatment whereas PYTHIA, which lacks such a model, shows up to 20% deviations. The rate and  $p_t$  spectra of the identified particles is well described by EPOS, while significant deviations are observed in PYTHIA. The amount of strange particles is related to the statistical decay in EPOS which can easily create strange quarks at this rate without changing string hadronization constrained by LEP data.

The core formation, including a transverse flow, is also a key point needed to describe in detail even minimum bias  $p$ - $p$  data. These effects can not be neglected in particular in  $Pb$ - $p$  scattering where final state interactions are even more important than in  $p$ - $p$ . As a consequence any analysis using particles with  $p_t < 5$  GeV/c should be interpreted with care since even  $p$ - $p$  data may include final state interactions.

## References

- [1] D. d’Enterria, R. Engel, T. Pierog, S. Ostapchenko, and K. Werner, *Constraints from the first LHC data on hadronic event generators for ultra-high energy cosmic-ray physics*, *Astropart.Phys.* **35** (2011) 98–113, [[arXiv:1101.5596](#)].
- [2] T. Sjostrand, S. Mrenna, and P. Skands, *PYTHIA 6.4 physics and manual*, *JHEP* **05** (2006) 026, [[hep-ph/0603175](#)].
- [3] S. G. Matinyan and W. Walker, *Multiplicity distribution and mechanisms of the high-energy hadron collisions*, *Phys.Rev.* **D59** (1999) 034022, [[hep-ph/9801219](#)].
- [4] S. Gieseke, C. Rohr, and A. Siodmok, *Colour reconnections in Herwig++*, *Eur.Phys.J.* **C72** (2012) 2225, [[arXiv:1206.0041](#)].
- [5] P. Z. Skands, *Tuning Monte Carlo Generators: The Perugia Tunes*, *Phys.Rev.* **D82** (2010) 074018, [[arXiv:1005.3457](#)].
- [6] K. Werner, F.-M. Liu, and T. Pierog, *Parton ladder splitting and the rapidity dependence of transverse momentum spectra in deuteron gold collisions at rhic*, *Phys. Rev.* **C74** (2006) 044902, [[hep-ph/0506232](#)].
- [7] H. J. Drescher, M. Hladik, S. Ostapchenko, T. Pierog, and K. Werner, *Parton-based gribov-regge theory*, *Phys. Rept.* **350** (2001) 93–289, [[hep-ph/0007198](#)].
- [8] K. Werner, *Strings, pomerons, and the venus model of hadronic interactions at ultrarelativistic energies*, *Phys. Rep.* **232** (1993) 87.
- [9] N. N. Kalmykov, S. S. Ostapchenko, and A. I. Pavlov, *Quark-gluon string model and eas simulation problems at ultra-high energies*, *Nucl. Phys. Proc. Suppl.* **52B** (1997) 17–28.
- [10] T. Pierog and K. Werner, *EPOS Model and Ultra High Energy Cosmic Rays*, *Nucl.Phys.Proc.Suppl.* **196** (2009) 102–105, [[arXiv:0905.1198](#)].
- [11] K. Werner, I. Karpenko, T. Pierog, M. Bleicher, and K. Mikhailov, *Event-by-Event Simulation of the Three-Dimensional Hydrodynamic Evolution from Flux Tube Initial*

- Conditions in Ultrarelativistic Heavy Ion Collisions*, *Phys. Rev.* **C82** (2010) 044904, [[arXiv:1004.0805](#)].
- [12] K. Werner, B. Guiot, I. Karpenko, and T. Pierog, *Analysing radial flow features in p-Pb and p-p collisions at several TeV by studying identified particle production in EPOS3*, [arXiv:1312.1233](#).
- [13] K. Werner, I. Karpenko, K. Mikhailov, and T. Pierog, *Ridges and Soft Jet Components in Untriggered Di-hadron Correlations in Pb+Pb Collisions at 2.76 TeV*, [arXiv:1104.3269](#).
- [14] K. Werner, I. Karpenko, M. Bleicher, T. Pierog, and S. Porteboeuf-Houssais, *Jets, Bulk Matter, and their Interaction in Heavy Ion Collisions at Several TeV*, *Phys.Rev.* **C85** (2012) 064907, [[arXiv:1203.5704](#)].
- [15] K. Werner, M. Bleicher, B. Guiot, I. Karpenko, and T. Pierog, *Evidence for flow in pPb collisions at 5 TeV from v2 mass splitting*, [arXiv:1307.4379](#).
- [16] T. Pierog and K. Werner, *Diffraction and forward physics in epos lhc*, *To be published*.
- [17] K. Werner, *Core-corona separation in ultra-relativistic heavy ion collisions*, *Phys.Rev.Lett.* **98** (2007) 152301, [[arXiv:0704.1270](#)].
- [18] R. Baier, Y. L. Dokshitzer, A. H. Mueller, S. Peigne, and D. Schiff, *Radiative energy loss of high-energy quarks and gluons in a finite volume quark - gluon plasma*, *Nucl.Phys.* **B483** (1997) 291–320, [[hep-ph/9607355](#)].
- [19] S. Peigne, *Collisional Energy Loss of a Fast Parton in a QGP*, *AIP Conf.Proc.* **1038** (2008) 139–148, [[arXiv:0806.0242](#)].
- [20] K. Werner, I. Karpenko, T. Pierog, M. Bleicher, and K. Mikhailov, *Evidence for Hydrodynamic Evolution in Proton-Proton Scattering at LHC Energies*, [arXiv:1010.0400](#).
- [21] **CMS Collaboration** Collaboration, S. Chatrchyan et al., *Study of the inclusive production of charged pions, kaons, and protons in pp collisions at  $\sqrt{s} = 0.9, 2.76, \text{ and } 7 \text{ TeV}$* , *Eur.Phys.J.* **C72** (2012) 2164, [[arXiv:1207.4724](#)].
- [22] **TOTEM Collaboration** Collaboration, T. Csörgö et al., *Elastic Scattering and Total Cross-Section in p + p reactions measured by the LHC Experiment TOTEM at  $\sqrt{s} = 7 \text{ TeV}$* , *Prog.Theor.Phys.Suppl.* **193** (2012) 180–183, [[arXiv:1204.5689](#)].
- [23] **Particle Data Group** Collaboration, C. Caso et al., *Review of particle physics*, *Eur. Phys. J.* **C3** (1998) 1.
- [24] **ALICE** Collaboration, K. Aamodt et al., *Charged-particle multiplicity measurement in proton-proton collisions at  $\sqrt{s} = 7 \text{ TeV}$  with ALICE at LHC*, [arXiv:1004.3514](#).
- [25] **ATLAS Collaboration** Collaboration, G. Aad et al., *Charged-particle multiplicities in pp interactions measured with the ATLAS detector at the LHC*, *New J.Phys.* **13** (2011) 053033, [[arXiv:1012.5104](#)].
- [26] F. Becattini, J. Cleymans, A. Keranen, E. Suhonen, and K. Redlich, *Features of particle multiplicities and strangeness production in central heavy ion collisions between 1.7A-GeV/c and 158A-GeV/c*, *Phys.Rev.* **C64** (2001) 024901, [[hep-ph/0002267](#)].
- [27] V. Topor Pop, M. Gyulassy, J. Barrette, C. Gale, and A. Warburton, *Can hyperon/meson ratios in rare high multiplicity pp collisions at Large Hadron Collider energies provide signatures of mini-quark-gluon plasma formation?*, *Phys.Rev.* **C86** (2012) 044902, [[arXiv:1203.6679](#)].

- [28] **CMS Collaboration** Collaboration, V. Khachatryan et al., *Strange Particle Production in pp Collisions at  $\sqrt{s} = 0.9$  and 7 TeV*, *JHEP* **1105** (2011) 064, [[arXiv:1102.4282](#)].
- [29] **ATLAS Collaboration** Collaboration, G. Aad et al., *Measurement of the centrality dependence of the charged particle pseudorapidity distribution in lead-lead collisions at  $\sqrt{s_{NN}} = 2.76$  TeV with the ATLAS detector*, *Phys.Lett.* **B710** (2012) 363–382, [[arXiv:1108.6027](#)].
- [30] **ALICE Collaboration** Collaboration, E. Abbas et al., *Centrality dependence of the pseudorapidity density distribution for charged particles in Pb-Pb collisions at  $\sqrt{s_{NN}} = 2.76$  TeV*, *Phys.Lett.* **B726** (2013) 610–622, [[arXiv:1304.0347](#)].
- [31] **ALICE Collaboration** Collaboration, K. Aamodt et al., *Suppression of Charged Particle Production at Large Transverse Momentum in Central Pb-Pb Collisions at  $\sqrt{s_{NN}} = 2.76$  TeV*, *Phys.Lett.* **B696** (2011) 30–39, [[arXiv:1012.1004](#)].
- [32] **ALICE Collaboration** Collaboration, B. Abelev et al., *Pseudorapidity density of charged particles p-Pb collisions at  $\sqrt{s_{NN}} = 5.02$  TeV*, *Phys. Rev. Lett.* **110**, **032301** (2013) 032301, [[arXiv:1210.3615](#)].
- [33] **ALICE Collaboration** Collaboration, B. Abelev et al., *Transverse Momentum Distribution and Nuclear Modification Factor of Charged Particles in p-Pb Collisions at  $\sqrt{s_{NN}} = 5.02$  TeV*, [arXiv:1210.4520](#).
- [34] P. Z. Skands and D. Wicke, *Non-perturbative QCD effects and the top mass at the Tevatron*, *Eur.Phys.J.* **C52** (2007) 133–140, [[hep-ph/0703081](#)].
- [35] G. A. Schuler and T. Sjostrand, *Towards a complete description of high-energy photoproduction*, *Nucl.Phys.* **B407** (1993) 539–605.
- [36] G. A. Schuler and T. Sjostrand, *Hadronic diffractive cross-sections and the rise of the total cross-section*, *Phys. Rev.* **D49** (1994) 2257–2267.
- [37] S. Navin, *Diffractive in Pythia*, [arXiv:1005.3894](#).
- [38] J. Katzy, *QCD Monte-Carlo Tunes for the LHC*, *Prog. Part. Nucl. Phys.* (2013).
- [39] **ATLAS Collaboration**, *Charged particle multiplicities in pp interactions at  $\sqrt{s} = 0.9$  TeV and 7 TeV in a diffractive limited phase-space measured with the ATLAS detector at the LHC and a new PYTHIA6 tune*, [ATLAS-CONF-2010-031](#).
- [40] T. Sjostrand, S. Mrenna, and P. Z. Skands, *A Brief Introduction to PYTHIA 8.1*, *Comput. Phys. Commun.* **178** (2008) 852–867, [[arXiv:0710.3820](#)].
- [41] R. Corke and T. Sjostrand, *Multiparton Interactions with an x-dependent Proton Size*, *JHEP* **1105** (2011) 009, [[arXiv:1101.5953](#)].
- [42] A. Buckley, J. Butterworth, L. Lonnblad, H. Hoeth, J. Monk, et al., *Rivet user manual*, [arXiv:1003.0694](#).
- [43] <http://mcplots.cern.ch/> Collaboration, P. Skands, A. Karneyeu, D. Konstantinov, M. Mangano, L. Mijovic, W. Pokorski, S. Prestel, and A. Pytel, *Mcplots*, .
- [44] **Atlas Collaboration** Collaboration, G. Aad et al., *Measurement of underlying event characteristics using charged particles in pp collisions at  $\sqrt{s} = 900$ GeV and 7 TeV with the ATLAS detector*, *Phys.Rev.* **D83** (2011) 112001, [[arXiv:1012.0791](#)].
- [45] **ATLAS Collaboration** Collaboration, *ATLAS Tunes of PYTHIA6 and PYTHIA8 for MC11*, [ATLAS-PHYS-PUB-2011-009](#).

- [46] **CMS Collaboration**, V. Khachatryan et al., *Transverse-momentum and pseudorapidity distributions of charged hadrons in pp collisions at  $\sqrt{s} = 7$  TeV*, *Phys. Rev. Lett.* **105** (2010) 022002, [[arXiv:1005.3299](#)].
- [47] **ATLAS Collaboration** Collaboration, G. Aad et al., *Measurements of the pseudorapidity dependence of the total transverse energy in proton-proton collisions at  $\sqrt{s} = 7$  TeV with ATLAS*, *JHEP* **1211** (2012) 033, [[arXiv:1208.6256](#)].
- [48] **ATLAS Collaboration** Collaboration, G. Aad et al., *Rapidity gap cross sections measured with the ATLAS detector in pp collisions at  $\sqrt{s} = 7$  TeV*, *Eur.Phys.J.* **C72** (2012) 1926, [[arXiv:1201.2808](#)].
- [49] **ATLAS Collaboration** Collaboration, G. Aad et al., *Kshort and  $\Lambda$  production in pp interactions at  $\sqrt{s} = 0.9$  and 7 TeV measured with the ATLAS detector at the LHC*, *Phys.Rev.* **D85** (2012) 012001, [[arXiv:1111.1297](#)].
- [50] **ALICE Collaboration** Collaboration, B. Abelev et al., *Multi-strange baryon production in pp collisions at  $(s)^{1/2} = 7$  TeV with ALICE*, *Phys.Lett.* **B712** (2012) 309–318, [[arXiv:1204.0282](#)].