

DRAWING PERMUTATIONS WITH FEW CORNERS

SERGEY BEREG, ALEXANDER E. HOLROYD, LEV NACHMANSON, AND SERGEY PUPYREV

ABSTRACT. A permutation may be represented by a collection of paths in the plane. We consider a natural class of such representations, which we call tangles, in which the paths consist of straight segments at 45 degree angles, and the permutation is decomposed into nearest-neighbour transpositions. We address the problem of minimizing the number of crossings together with the number of corners of the paths, focusing on classes of permutations in which both can be minimized simultaneously. We give algorithms for computing such tangles for several classes of permutations.

1. INTRODUCTION

What is a good way to visualize a permutation? In this paper we study drawings in which a permutation of interest is connected to the identity permutation via a sequence of intermediate permutations, with consecutive elements of the sequence differing by one or more non-overlapping nearest-neighbour swaps. The position of each permutation element through the sequence may then be traced by a piecewise-linear path comprising segments that are vertical and 45° to the vertical. Our goal is to keep these paths as simple as possible and to avoid unnecessary crossings.

Such drawings have applications in various fields; for example, in channel routing for integrated circuit design, see [10]. Another application is the visualization of metro maps and transportation networks where some lines (railway tracks or roads) might partially overlap. A natural goal is to draw the lines along their common subpaths so that an individual line is easy to follow; minimizing the number of bends of a line and avoiding unnecessary crossings between lines are natural criteria for map readability (see Fig. 1(b) of [3]). Much recent research in the graph drawing community is devoted to edge bundling. In this setting,

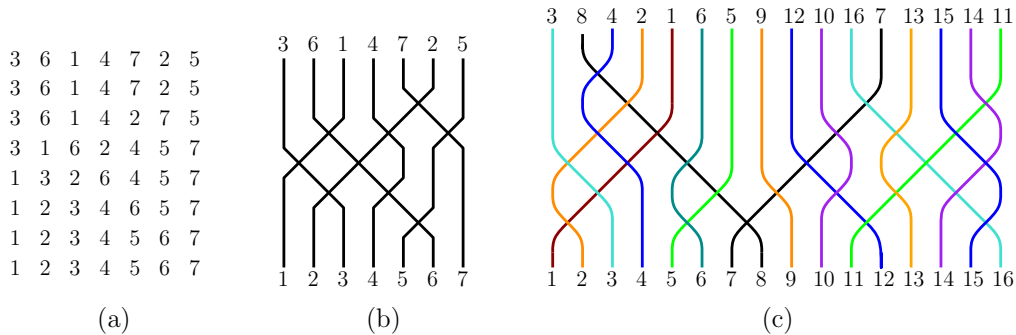


FIGURE 1. (a) A tangle solving the permutation $[3, 6, 1, 4, 7, 2, 5]$. (b) A drawing of the tangle. (c) An example of a perfect tangle drawing. (Here colors and rounded corners are employed to further enhance aesthetics and readability).

drawing the edges of a bundle with the minimum number of crossings and bends occurs as a subproblem [8].

Let S_n be the symmetric group of permutations $\pi = [\pi(1), \dots, \pi(n)]$ on $\{1, \dots, n\}$. The **identity permutation** is $[1, \dots, n]$, and the **swap** $\sigma(i)$ transforms a permutation π into $\pi \cdot \sigma(i)$ by exchanging its i th and $(i + 1)$ th elements. (Equivalently, $\sigma(i)$ is the transposition $(i, i + 1) \in S_n$, and \cdot denotes composition.) Two permutations a and b of S_n are **adjacent** if b can be obtained from a by swaps $\sigma(p_1), \sigma(p_2), \dots, \sigma(p_k)$ that are not overlapping, that is, such that $|p_i - p_j| \geq 2$ for $i \neq j$. A **tangle** is a finite sequence of permutations in which each two consecutive permutations are adjacent. An example of a tangle is given in Fig. 1. The associated drawing is composed of polylines with vertices in \mathbb{Z}^2 , whose segments can be vertical, or have slopes of $\pm 45^\circ$ to the vertical. The polyline traced by element $i \in \{1, \dots, n\}$ is called **path** i . Note that by definition all the path crossings occur at right angles. We say that a tangle T **solves** the permutation π (or simply that T is a tangle for π) if the tangle starts from π and ends at the identity permutation.

We are interested in tangles with informative and aesthetically pleasing drawings. Our main criterion is to keep the paths straight by using only a few turns. A **corner** of path i is a point at which it changes its direction from one of the allowed directions (vertical, $+45^\circ$, or -45°) to another. A change between $+45^\circ$ and -45° is called a **double corner**. We are interested in the total number of corners of a tangle, where corners are always counted with multiplicity (so a double corner contributes 2 to the total). By convention we require that paths start and end with vertical segments. In terms of the sequence of permutations this means repeating the first and the last permutations at least once each as in Fig. 1 (a).

Another natural objective is to minimize path crossings. We call a tangle for π **simple** if it has the minimum number of crossings among all tangles for π . This is equivalent to the condition that no pair of paths cross each other more than once, and this minimum number equals the *inversion number* of π . A simple tangle has no double corner, since that would entail an immediate double crossing of a pair of paths.

In general, minimizing corners and minimizing crossings are conflicting goals. For example, let $n = 4k$ and $k \geq 4$ and consider the permutation

$$\pi = (2k, 3, 2, 5, 4, \dots, 2k - 1, 2k - 2, 1, \quad 4k, 2k + 3, 2k + 2, \dots, 4k - 1, 4k - 2, 2k + 1).$$

It is not difficult to check that the minimum number of corners in a tangle for π is $4n - 8$, while the minimum among simple tangles is $5n - 20$, which is strictly greater – see Figure 2 for the case $k = 4$. Our focus in this article is on two special classes of permutations for which corners and crossings can be minimized simultaneously. The first is relatively straightforward, while the second turns out to be much more subtle.

One may ask the following interesting question. Is there an efficient algorithm for finding a (simple) tangle with the minimum number of corners solving a given permutation? We do not know whether there is a polynomial-time algorithm, either with or without the requirement of simplicity. We study this question in a forthcoming paper by the same authors and we present approximation algorithms. Here we give polynomial-time exact algorithms for special classes of permutations.

Even the task of determining whether a given tangle has the minimum possible corners among tangles for its permutation does not appear to be straightforward in general (and likewise if we restrict to simple tangles). However, in certain cases, such minimality is indeed evident, and we focus on two such cases. Firstly, we call a tangle **direct** if each of its

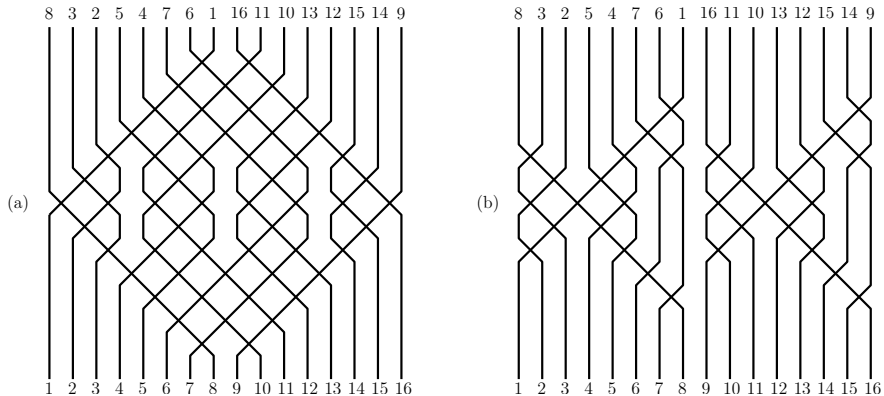


FIGURE 2. (a) A tangle with 56 corners. (b) Every *simple* tangle for the same permutation has at least 60 corners.

paths has at most 2 corners (equivalently, at most one non-vertical segment). Note that a direct tangle is simple. Furthermore, it clearly has the minimum number of corners among all tangles (simple or otherwise) for its permutation.

We can completely characterize permutations admitting direct tangles. We say that a permutation $\pi \in S_n$ **contains** a pattern $\mu \in S_k$ if there are integers $1 \leq i_1 < i_2 < \dots < i_k \leq n$ such that for all $1 \leq r < s \leq k$ we have $\pi(i_r) < \pi(i_s)$ if and only if $\mu(r) < \mu(s)$; otherwise, π **avoids** the pattern.

Theorem 1. *A permutation has a direct tangle if and only if it is 321-avoiding.*

Our proof will yield a straightforward algorithm that constructs a direct tangle for a given 321-avoiding permutation.

Our second special class of tangles naturally extends the notion of a direct tangle, but turns out to have a much richer theory. A **segment** is a straight line segment of a path between two of its corners; it is an **L-segment** if it is oriented from north-east to south-west, and an **R-segment** if it is oriented from north-west to south-east. We call a tangle **perfect** if it is simple and each of its paths has at most one L-segment and at most one R-segment. Any perfect tangle has the minimum possible corners among all tangles solving its permutation, and indeed it has the minimum possible corners on path i , for each $i = 1, \dots, n$. To see this, note that if i has an L-segment in a perfect tangle for π then there must be an element $j > i$ with $\pi(i) < \pi(j)$ (whose path crosses this L-segment). Hence, a L-segment must be present in any tangle for π . The same argument applies to R-segments. We call a permutation **perfect** if it has a perfect tangle.

Theorem 2. *There exists a polynomial-time algorithm that determines whether a given permutation is perfect, and, if so, outputs a perfect tangle.*

A straightforward implementation of our algorithm takes $O(n^5)$ time, but we believe this can be reduced to $O(n^3)$, and possibly further. Our proof of Theorem 2 involves an explicit characterization of perfect permutations, but it is considerably more complicated than in the case of direct tangles. We will introduce the notion of a *marking*, which is an assignment of symbols to the elements $1, \dots, n$ indicating the directions in which their paths should be routed. We will prove that a permutation is perfect if and only if it admits a marking satisfying a *balance* condition that equates numbers of elements in various categories. Finally

we will show that the existence of such a marking can be decided by finding a maximum vertex-weighted matching [9] in a certain graph with vertex set $1, \dots, n$ constructed from the permutation.

The number of perfect permutations in S_n grows only exponentially with n (see Section 4), and is therefore $o(|S_n|)$. Nonetheless, perfect permutations are very common for small n : all permutations in S_6 are perfect, as are all but 16 in S_7 , and over half in S_{13} .

Related work. We are not aware of any other study on the number of corners in a tangle. To the best of our knowledge, the problems formulated here are new. Wang in [10] considered the same model of drawings in the field of VLSI design. However, [10] targets, in our terminology, the tangle height and the total length of the tangle paths. The algorithm suggested by Wang is a heuristic and produces paths with many unnecessary corners.

The perfect tangle problem is related to the problem of drawing graphs in which every edge is represented by a polyline with few bends. In our setting, all the crossings occur at right angles, as in so-called RAC-drawings [4]. We are not aware of any other study where these two criteria are considered together.

Decomposition of permutations into nearest-neighbour transpositions was considered in the context of permuting machines and pattern-restricted classes of permutations [1]. In our terminology, Albert et. al. [1] proved that it is possible to check in polynomial time whether for a given permutation there exists a tangle of length k (i.e. consisting of k permutations), for a given k . Tangle diagrams appear in the drawings of sorting networks [6, 2]. We also mention an interesting connection with change ringing (English-style church bell ringing), where similar visualizations are used [11]. In the language of change ringing, a tangle with minimum corners is “a link method that produces a given row with minimum of changes of direction”.

2. PRELIMINARIES

We always draw tangles oriented downwards with the sequence of permutations read from top to bottom as in Fig. 2. The following notation will be convenient. We write $\pi = [\dots a \dots b \dots c \dots]$ to mean that $\pi^{-1}(a) < \pi^{-1}(b) < \pi^{-1}(c)$, and $\pi = [\dots ab \dots]$ to mean that $\pi^{-1}(a) + 1 = \pi^{-1}(b)$, etc. A pair of elements (a, b) is an **inversion** in a permutation $\pi \in S_n$ if $a > b$ and $\pi = [\dots a \dots b \dots]$. The **inversion number** $\text{inv}(\pi) \in [0, \binom{n}{2}]$ is the number of inversions of π . The following useful lemma is straightforward to prove.

Lemma 1. *In a simple tangle for permutation π , a pair (i, j) is an inversion in π if and only if some R -segment of path i intersects some L -segment of path j .*

3. DIRECT TANGLES

In this section we prove Theorem 1. We need the following properties of 321-avoiding permutations.

Lemma 2. *Suppose π, π' are permutations with $\text{inv}(\pi') = \text{inv}(\pi) - 1$ and $\pi' = \pi \cdot \sigma(i)$ for some swap $\sigma(i)$. If π is 321-avoiding then so is π' .*

Proof. Let us suppose that elements i, j, k form a 321-pattern in π' . Then (i, j) and (j, k) are inversions in π' . Inversions of π' are inversions of π , hence, elements i, j, k form a 321-pattern in π . \square

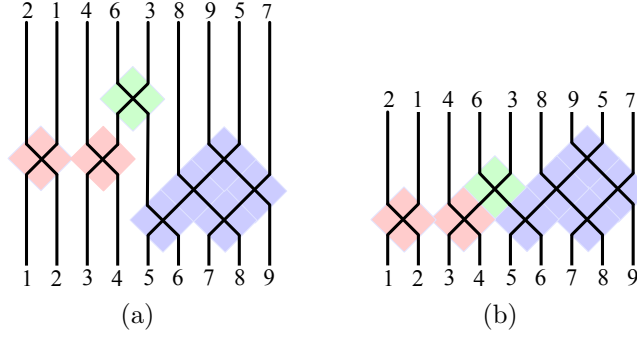


FIGURE 3. Shifting two sub-tangles (T_1 is red, T_2 is blue) upward to touch the initial swap x (green) in position $s = 4$.

Lemma 3. *In a simple tangle solving a 321-avoiding permutation, no path has both an L-segment and an R-segment.*

Proof. Consider a simple tangle solving a 321-avoiding permutation π . Suppose path j crosses path i during j 's R-segment and crosses path k during j 's L-segment. By Lemma 1 we have $\pi = [\dots k \dots j \dots i]$ while $i < j < k$, giving a 321-pattern, which is a contradiction. \square

We say that a permutation $\pi \in S_n$ has a **split** at location k if $\pi(1), \dots, \pi(k) \in \{1, \dots, k\}$, or equivalently if $\pi(k+1), \dots, \pi(n) \in \{k+1, \dots, n\}$.

Theorem 1. To prove the “only if” part, suppose that tangle T solves a permutation π containing a 321-pattern. Then there are $i < j < k$ with $\pi = [\dots k \dots j \dots i]$. Hence by Lemma 1, j has an L-segment and an R-segment, so T is not direct.

We prove the “if” part by induction on the inversion number of the permutation. If $\text{inv}(\pi) = 0$ then π is the identity permutation, which clearly has a direct tangle. This gives us the basis of induction.

Now suppose that π is 321-avoiding and not the identity permutation, and that every 321-avoiding permutation (of every size) with inversion number less than $\text{inv}(\pi)$ has a direct tangle. There exists s such that $\pi(s) > \pi(s+1)$; fix one such. Note that $(\pi(s), \pi(s+1))$ is an inversion of π ; hence, the permutation $\pi' := \pi \cdot \sigma(s)$ has $\text{inv}(\pi') = \text{inv}(\pi) - 1$, and is also 321-avoiding by Lemma 2. By the induction hypothesis, let T' be a direct tangle solving π' .

First perform a swap x in position s exchanging elements $\pi(s)$ and $\pi(s+1)$, and draw it as a cross on the plane with coordinates (s, h) , where $h \in \mathbb{Z}$ is the height (y -coordinate) of the cross (chosen arbitrarily). We assume that the position axis increases from left to right and the height axis increases from bottom to top. Then draw the tangle T' below the cross. This gives a tangle solving π , which is certainly simple. We will show that the heights of swaps may be adjusted to make the new tangle direct. To achieve this, the L-segment and R-segment comprising the swap x must either extend existing segments in T' , or must connect to vertical paths having no corners in T' . We consider two cases.

Case 1. Suppose that π' has a split at s . Then T' consists of a tangle T_1 for the permutation $[\pi'(1), \dots, \pi'(s)]$ together with another tangle T_2 for $[\pi'(s+1), \dots, \pi'(n)]$; see Fig. 3. Starting with T_1 drawn below x , simultaneously shift all the swaps of T_1 upward until one of them touches x ; in other words, until T_1 's first swap in position $s-1$ occurs at height $h-1$. Or,

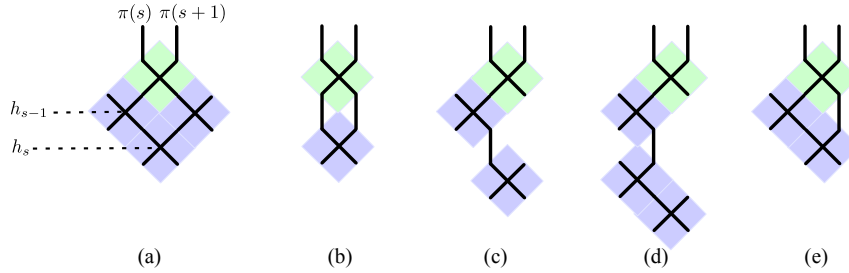


FIGURE 4. (a) The tangle T' (blue) touches the swap x (green) on both sides. (b)–(e) Various impossible configurations for the proof.

if T_1 has no swap in position $s - 1$, no shifting is necessary. Similarly shift T_2 upward (if necessary) until it touches x from the right side. This results in a direct tangle.

Case 2. Suppose that π' has no split at s . Let T' be any direct tangle for π' , and again shift it upward until it touches x , resulting in a tangle T for π . Write h_j for the height of the topmost swap in position j in T' , or let $h_j = -\infty$ if there is none. We claim that $h_{s-1} = h_{s+1} = h_s + 1 > -\infty$, which implies in particular that $1 < s < s + 1 < n$. Thus T' has swaps in the positions immediately left and right of x , both of which touch x simultaneously in the shifting procedure as in Fig. 4(a), giving that T is direct as required. To prove the claim, first note that $h_s > -\infty$ since π' has no split at s . Therefore $\max\{h_{s-1}, h_{s+1}\} > h_s$, otherwise T would not be simple, as in Fig. 4(b). Thus, without loss of generality suppose that $h_{s-1} > h_s$ and $h_{s-1} \geq h_{s+1}$. Then $h_s = h_{s-1} - 1$, otherwise some path would have more than 2 corners in T' , specifically, the path of the element that is in position s after h_{s-1} ; see Fig. 4(c) or (d). Now suppose for a contradiction that $h_{s+1} < h_{s-1}$, which includes the possibility that $h_{s+1} = -\infty$, perhaps because $s + 1 = n$. Then in the new tangle T , path $\pi(s)$ contains both an L-segment and an R-segment as in Fig. 4(e), which contradicts Lemma 3. \square

The proof of the Theorem 1 easily yields an algorithm that returns a direct tangle for $\pi \in S_n$ if one exists, and otherwise stops. This algorithm can be implemented so as to run in $O(n^2)$ time. With a suitable choice of output format, this can in fact be improved to $O(n)$.

4. PERFECT TANGLES

In this section we give our characterization of perfect permutations.

Given a permutation $\pi \in S_n$, we introduce the following classification scheme of elements $i \in \{1, \dots, n\}$. The scheme reflects the possible forms of paths in a perfect tangle, although the definitions themselves are purely in terms of the permutation. We call i a **right** element if it appears in some inversion of the form (i, j) , and a **left** element if it appears in some inversion (j, i) . We call i **left-straight** if it is left but not right, **right-straight** if it is right but not left, and a **switchback** if it is both left and right.

In order to build a perfect tangle we use a notion of marking. A **marking** M is a function from the set $\{1, \dots, n\}$ to strings of letters L and R . For any tangle T , we associate a corresponding marking M as follows. We trace the path i from top to bottom; as we meet

¹See the demo at <http://www.utdallas.edu/~besp/very-nice-tangle.php>

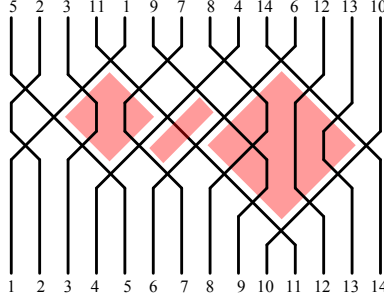


FIGURE 5. A permutation with a balanced marking. Some of the recs of the permutation are: $\rho_1 = (5, 11, 1, 4)$, $\rho_2 = (9, 7, 4, 6)$, $\rho_3 = (11, 14, 6, 10)$; ρ_1 and ρ_2 are regular, while ρ_3 is irregular. Left switchbacks of rec ρ_3 are 8 and 9, right switchbacks are 12 and 13. The empty irregular rec ρ_2 has neither left nor right switchbacks.

an L-segment (resp. R-segment), we append an L (resp. R) to $M(i)$. Vertical segments are ignored this purpose, hence a vertical path with no corners is marked by an empty sequence \emptyset . For example, $M(3) = R$ and $M(13) = LR$ in Fig. 1 (c). A marking corresponding to a perfect tangle takes only values \emptyset , L , R , LR , and RL . We sometimes write $M(i) = R\dots$ to indicate that the string $M(i)$ starts with R .

Given a permutation π and a marking M , there does not necessarily exist a corresponding tangle. However, we will obtain a necessary and sufficient condition on π and M for the existence of a corresponding perfect tangle. Our strategy for proving Theorem 2 will be to find a marking satisfying this condition, and then to find a corresponding perfect tangle. We say that a marking M is a **marking for** a permutation $\pi \in S_n$ if (i) $M(i) = L$ (respectively $M(i) = R$) for all left-straight (right-straight) elements i , (ii) $M(i) \in \{LR, RL\}$ for all switchbacks, and (iii) $M(i) = \emptyset$ otherwise.

To state the necessary and sufficient condition mentioned above, we need some definitions. A quadruple (a, b, c, d) is a **rec** in permutation π if $\pi = [\dots a \dots b \dots c \dots d \dots]$ and $\min\{a, b\} > \max\{c, d\}$. In a perfect tangle, the paths comprising a rec form a rectangle; see Fig. 5 (“rec” is an abbreviation for rectangle). Let M be a marking for $\pi \in S_n$, and let ρ be a rec (a, b, c, d) in π . We call e a **left switchback** of ρ if (i) $M(e) = RL$, (ii) $\pi = [\dots a \dots e \dots b \dots]$, and (iii) $c < e < d$ or $d < e < c$. Symmetrically, we call e a **right switchback** of ρ if $M(e) = LR$, and $\pi = [\dots c \dots e \dots d \dots]$, and $a < e < b$ or $b < e < a$. A rec (a, b, c, d) is **regular** if $a < b$ and $c < d$, otherwise it is **irregular**. A rec is called **balanced** under M if the number of its left switchbacks is equal to the number of its right switchbacks; a rec is **empty** if it has no switchbacks.

Here is our key definition. A marking M for a permutation π is called **balanced** if every regular rec of π is balanced and every irregular rec is empty under M .

Theorem 3. *A permutation is perfect if and only if it admits a balanced marking.*

The proof of Theorem 3 is technical, and we postpone it to the appendix.

Any permutation containing the pattern [7324651] (for example) is not perfect, since 4 must be a switchback of one of the irregular recs (7321) and (7651). It follows by [7, 5] that the number of perfect permutations in S_n is at most C^n for some $C > 1$. Since direct tangles are perfect it also follows from Theorem 1 that the number is at least c^n for some $c > 1$.

We note that Theorem 3 already yields an algorithm for determining whether a permutation is perfect in $\tilde{O}(2^n)$ time², by checking all markings. In Section 5 we improve this to polynomial time.

5. RECOGNIZING PERFECT PERMUTATIONS

We provide an algorithm for recognizing perfect permutations. The algorithm finds a balanced marking for a permutation, or reports that such a marking does not exist. We start with a useful lemma.

Lemma 4. *Fix a permutation. For each right (resp., left) element a there is a left-straight (right-straight) b such that the pair (a, b) (resp., (b, a)) is an inversion.*

Proof. We prove the case when a is right, the other case being symmetrical. Consider the minimal b such that (a, b) is an inversion. By definition, b is left. Suppose that it is also a right element, that is, (b, c) is an inversion for some $c < b$. It is easy to see that (a, c) is an inversion too, which contradicts to the minimality of b . \square

Recall that a marking is balanced only if (in particular) every regular rec of the permutation is balanced under the marking. We first show that this is guaranteed even by balancing of recs of a restricted kind. We call a rec (a, b, c, d) of a permutation π **straight** if a, b, c , and d are straight elements of π . A marking for a permutation π is called **s-balanced** if every straight rec is balanced and every irregular rec is empty under the marking.

Lemma 5. *Let M be a marking of a permutation π . Then M is balanced if and only if it is s-balanced.*

Proof. The “if” direction is immediate, so we turn to the converse. Let M be an s-balanced marking and $\rho = (a, b, c, d)$ be a regular rec of π . We need to prove that ρ is balanced under M . If ρ is straight then ρ is balanced by definition. Let us suppose that ρ is not straight. Then some $u \in \{a, b, c, d\}$ is not a straight element. Our goal is to show that it is possible to find a new rec ρ' in which u is replaced with a straight element so that the sets of left and right switchbacks of ρ and ρ' coincide. By symmetry, we need only consider the cases $u = a$ and $u = b$.

Case $u = a$. Let us suppose that a is not straight. By Lemma 4, there exists a right straight e such that (e, a) is an inversion. Let us denote $\rho' = (e, b, c, d)$ and show that ρ' has the same switchbacks as ρ . Let k be a left switchback of ρ ; then $M(k) = RL$, and $\pi = [\dots e \dots a \dots k \dots b \dots]$, and $c < k < d$. By definition k is a left switchback of ρ' . Let k be a left switchback of ρ' . If $\pi = [\dots e \dots k \dots a \dots b \dots]$ then the irregular rec (e, a, c, d) has a left switchback, which is impossible. Therefore, $\pi = [\dots e \dots a \dots k \dots b \dots]$ and k is a left-switchback of ρ .

Let us suppose that k is a right switchback of ρ , so $a < k < b$. If $k < e$ then k is a right switchback of the irregular (e, a, c, d) ; hence, $e < k < b$ and k is a right switchback of ρ' . On the other hand, if k is a right switchback of ρ' then $a < e < k < b$, which means that k is a right switchback of ρ .

Case $u = b$. Let us suppose that b is not straight. By Lemma 4, there exists a right straight e such that (e, b) is an inversion. Let us denote $\rho' = (a, e, c, d)$ and show that ρ' has

² \tilde{O} hides a polynomial factor.

the same switchbacks as ρ . Let k be a left switchback of ρ . We have $\pi = [\dots a \dots k \dots b \dots]$. Since k is not a left switchback of the irregular rec (e, b, c, d) , we have $\pi = [\dots a \dots k \dots e \dots]$. Therefore, k is a left switchback of ρ' .

Let k be a right switchback of ρ . Then $a < k < b < e$, proving that k is a right switchback of ρ' . Let k be a right switchback of ρ' . If $b < k$ then k is a right switchback of (e, b, c, d) , which is impossible. Then $k < b$ and k is a right switchback of ρ . \square

We can restrict the set of recs guaranteeing the balancing of a permutation even further. We call a pair a, b of elements **right** (resp. **left**) **minimal** if a and b are right (left) straight elements of π , and $a < b$, and there is no right (left) straight element c such that $\pi = [\dots a \dots c \dots b \dots]$. We call rec $\rho = (a, b, c, d)$ **minimal** in π if a, b is a right minimal pair and c, d is a left minimal pair; see Fig. 6(a). We call a marking for a permutation **ms-balanced** if every minimal regular rec is balanced and every irregular rec is empty under the marking.

Lemma 6. *Let M be a marking of a permutation π . Then M is s-balanced if and only if it is ms-balanced.*

Before giving the proof, we introduce some further notation. Let $\rho = (a, b, c, d)$ be an arbitrary, possibly irregular, rec in π . Let us denote by ρ_ℓ (resp. ρ_r) the set of switchbacks i that can under some marking be left (resp., right) switchbacks of ρ . Formally, $i \in \rho_\ell$ if and only if $\pi = [\dots a \dots i \dots b \dots c \dots d \dots]$ and either $c < i < d$ or $d < i < c$. (And ρ_r is defined symmetrically.) For a rec ρ and marking M let ρ_ℓ^M (ρ_r^M) be the set of left (respectively, right) switchbacks of ρ under M . Of course, $\rho_\ell^M \subseteq \rho_\ell$ and $\rho_r^M \subseteq \rho_r$. It is easy to see from the definition that for two different minimal recs ρ and ρ' we have $\rho_\ell \cap \rho'_\ell = \emptyset$ and $\rho_r \cap \rho'_r = \emptyset$.

Lemma 6. It suffices to prove that if M is ms-balanced then it is s-balanced. Consider a straight rec $\rho = (a, b, c, d)$. Let $a = r_1, \dots, r_p = b$ be a sequence of right straights in which each consecutive pair r_i, r_{i+1} is right minimal. Define left straights $c = \ell_1, \dots, \ell_q = d$ similarly. Let D be the set of all recs of the form $(r_i, r_{i+1}, \ell_j, \ell_{j+1})$ for $1 \leq i < p$ and $1 \leq j < q$. Notice that all recs of D are minimal. By definition of rec switchbacks, we have $\rho_\ell^M = \bigcup_{u \in D} u_\ell^M$ and $\rho_r^M = \bigcup_{u \in D} u_r^M$. Since every rec $u \in D$ is balanced and for every pair $u, v \in D$ of different recs $u_\ell^M \cap v_\ell^M = u_r^M \cap v_r^M = \emptyset$, we have $|\rho_\ell^M| = |\rho_r^M|$; that is, ρ is balanced under M . \square

Let us show how to construct an ms-balanced marking. For a permutation π , let $\mathfrak{I}_\ell = \bigcup\{\rho_\ell : \rho \text{ is an irregular rec in } \pi\}$ and $\mathfrak{R}_\ell = \bigcup\{\rho_\ell : \rho \text{ is a regular rec in } \pi\}$, and define $\mathfrak{I}_r, \mathfrak{R}_r$ similarly. Our algorithm³ is based on finding a maximum vertex-weighted matching, which can be done in polynomial time [9].

The algorithm (illustrated in Fig. 6) inputs a permutation π and computes an ms-balanced marking M for π or determines that such a marking does not exist. Initially, $M(i)$ is undefined for every $i \in \{1, \dots, n\}$. The algorithm has the following steps.

Step 1: For every element $1 \leq i \leq n$ that is neither left nor right, set $M(i) = \emptyset$. For every left straight i set $M(i) = L$. For every right straight i set $M(i) = R$.

Step 2: If $\mathfrak{I}_\ell \cap \mathfrak{I}_r \neq \emptyset$ then report that π is not perfect and stop. Otherwise, for every switchback $i \in \mathfrak{I}_\ell$ set $M(i) = LR$; for every switchback $i \in \mathfrak{I}_r$ set $M(i) = RL$.

³The demo is at <https://sites.google.com/site/gdcgames/nicetangle>

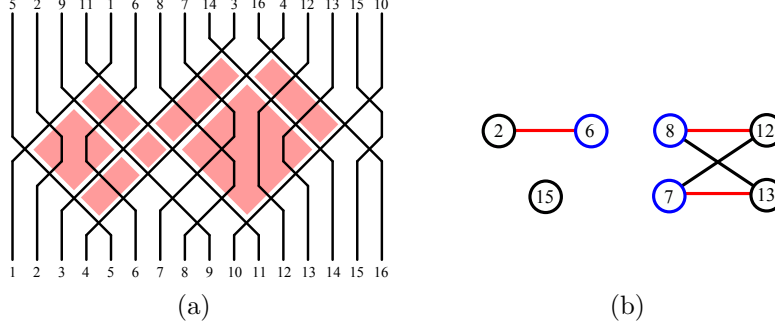


FIGURE 6. (a) A perfect tangle for a permutation with 7 minimal straight recs (shown red). (b) The graph constructed in *Step 3* of our algorithm. Here, $\mathcal{J}_\ell = \emptyset$, $\mathcal{J}_r = \{6\}$, $\mathfrak{R}_\ell = \{6, 7, 8, 12, 13, 15\}$, and $\mathfrak{R}_r = \{2, 7, 8\}$. The vertices of the set $F = \{6, 7, 8\}$ are shown blue. The red edges are the computed maximum matching.

Step 3.1: Build a directed graph $G = (V, E)$ with $V = \mathfrak{R}_\ell \cup \mathfrak{R}_r$ and $E = \bigcup\{(\rho_\ell \setminus \mathcal{J}_\ell) \times (\rho_r \setminus \mathcal{J}_r) : \rho \text{ is a minimal rec in } \pi\}$.

Step 3.2: Create a set $F \leftarrow (\mathfrak{R}_\ell \cap \mathfrak{R}_r) \cup (\mathcal{J}_\ell \cap \mathfrak{R}_r) \cup (\mathcal{J}_r \cap \mathfrak{R}_\ell)$. Create weights w for vertices of G : if $i \in F$ then set $w(i) = 1$, otherwise set $w(i) = 0$.

Step 4: Compute a maximum vertex-weighted matching U on G (viewed as an *unoriented* graph, ignoring the directions of edges) using weights w . If the total weight of U is less than $|F|$ then report that π is not perfect and stop.

Step 5.1: Assign marking based on the matching: for every edge $(i, j) \in U$ set $M(i) = RL$ provided $M(i)$ has not already been assigned, and $M(j) = LR$ provided $M(j)$ has not already been assigned.

Step 5.1: For every switchback $1 \leq i \leq n$ with still undefined marking, if $i \in \mathfrak{R}_\ell$ then set $M(i) = LR$, if $i \in \mathfrak{R}_r$ then set $M(i) = RL$, otherwise choose $M(i)$ to be LR or RL arbitrarily. (Note that any $i \in \mathfrak{R}_\ell \cap \mathfrak{R}_r$ was already assigned because of Steps 3.2 and 4.)

Let us prove the correctness of the algorithm.

Lemma 7. *If the algorithm produces a marking then the marking is ms-balanced.*

Proof. Let M be a marking produced by the algorithm for a permutation π . It is easy to see that $M(i)$ is defined for all $1 \leq i \leq n$ (in *Step 1* for straights and in *Step 2* and *Step 5* for switchbacks). By construction, M is a marking for π .

Let us show that M is ms-balanced. Consider an irregular rec ρ of π , and suppose that $i \in \rho_\ell$. Since $\rho_\ell \subseteq \mathcal{J}_\ell$, in *Step 2* we assign $M(i) = LR$, that is, $i \notin \rho_\ell^M$. Therefore, ρ does not have left switchbacks under M . Similarly, ρ does not have right switchbacks under M . Therefore, ρ is empty.

Consider a regular minimal straight rec ρ in π . Suppose that $i \in \rho_\ell^M$. Then $M(i) = RL$ and $i \in \rho_\ell \subseteq \mathfrak{R}_\ell$. If $i \in \mathcal{J}_r$ then $i \in \mathfrak{R}_\ell \cap \mathcal{J}_r \subseteq F$; hence i is incident to an edge in U . Since no directed edge of the form (k, i) is included in G in *Step 3.1*, there exists $(i, k) \in U$ for some k . On the other hand, if $i \notin \mathcal{J}_r$ then string RL was not assigned to $M(i)$ in *Step 5.2*, nor in *Step 2*. Thus, it was assigned in *Step 5.1*, and again $(i, k) \in U$ for some k . By definition of E we have $k \in \rho_r$, because k cannot appear in ρ'_r for any other minimal $\rho' \neq \rho$.

The algorithm sets $M(k) = LR$ at *Step 5.2*; it could not have previously set $M(k) = LR$ at *Step 2* because $k \notin \mathfrak{J}_r$ by the definition of E . Thus $k \in \rho_r^M$.

By symmetry, an identical argument to the above shows that if $k \in \rho_r^M$ then $i \in \rho_\ell^M$ for some i satisfying $(i, k) \in U$. Since U is a matching, we thus have a bijection between elements of ρ_ℓ^M and ρ_r^M . Therefore, ρ is balanced under M . \square

Lemma 8. *Let π be a perfect permutation. The algorithm produces a marking for π .*

Proof. Since π is perfect, there is a balanced marking M for π . Since M is balanced, all irregular recs are empty under M ; hence, the algorithm does not stop in *Step 2*. To prove the claim, we will create a matching in the graph G with total weight $|F|$.

Let ρ be a minimal rec in π . Since ρ is balanced under M , we have $|\rho_\ell^M| = |\rho_r^M|$. Hence, let W_ρ be an arbitrary matching connecting vertices of $|\rho_\ell^M|$ with vertices of $|\rho_r^M|$. Of course, $|W_\rho| = |\rho_\ell^M|$. Let $W = \bigcup\{W_\rho : \rho \text{ is a minimal rec in } \pi\}$. We show that every element of set F is incident to an edge of W .

Suppose $i \in \mathfrak{R}_\ell \cap \mathfrak{R}_r$. Since i is a switchback in π , we have $M(i) = RL$ or $M(i) = LR$. In the first case $i \in \rho_\ell^M$ and in the second case $i \in \rho_r^M$ for some minimal rec ρ . Then i is incident to an edge from W_ρ .

Suppose $i \in F \setminus \{\mathfrak{R}_\ell \cap \mathfrak{R}_r\}$. Without loss of generality, let $i \in \mathfrak{J}_\ell \cap \mathfrak{R}_r$. Since M is balanced, every irregular rec has no switchbacks and hence $M(i) = LR$. Thus, $i \in \rho_r^M$ for some minimal rec ρ , and i is incident to an edge of W_ρ .

Therefore, every vertex of F is incident to an edge of the matching W , which means that the total weight of W is $|F|$. \square

Theorem 2 follows directly from Lemmas 7 and 8 and Theorem 3.

6. CONCLUSION

In this paper we give algorithms for producing optimal tangles in the special cases of direct and perfect tangles, and for recognizing permutations for which this is possible. The following questions remain open. (i) What is the complexity of determining the tangle with minimum corners for a given permutation? (ii) What is the complexity if the tangle is required to be simple? (iii) What is the asymptotic behavior of the maximum over permutations $\pi \in S_n$ of the minimum number of corners among simple tangles solving π ?

Acknowledgements. We thank Omer Angel, Franz Brandenburg, David Eppstein, Martin Fink, Michael Kaufmann, Peter Winkler, and Alexander Wolff for fruitful discussions about variants of the problem.

REFERENCES

- [1] M. H. Albert, R. E. L. Aldred, M. Atkinson, H. P. van Ditmarsch, C. C. Handley, D. A. Holton, and D. J. McCaughan. Compositions of pattern restricted sets of permutations. *Australian J. Combinatorics*, 37:43–56, 2007.
- [2] O. Angel, A. E. Holroyd, D. Romik, and B. Virag. Random sorting networks. *Advances in Mathematics*, 215(2):839–868, 2007.
- [3] E. Argyriou, M. A. Bekos, M. Kaufmann, and A. Symvonis. Two polynomial time algorithms for the metro-line crossing minimization problem. In *Graph Drawing*, pages 336–347, 2009.
- [4] W. Didimo, P. Eades, and G. Liotta. Drawing graphs with right angle crossings. In *WADS*, pages 206–217, 2009.

- [5] M. Klazar. The Füredi-Hajnal conjecture implies the Stanley-Wilf conjecture. In *Formal power series and algebraic combinatorics*, pages 250–255. Springer, Berlin, 2000.
- [6] D. Knuth. *The art of computer programming*. Addison-Wesley, 1973.
- [7] A. Marcus and G. Tardos. Excluded permutation matrices and the Stanley-Wilf conjecture. *Journal of Combinatorial Theory, Series A*, 107(1):153 – 160, 2004.
- [8] S. Pupyrev, L. Nachmanson, S. Bereg, and A. E. Holroyd. Edge routing with ordered bundles. In *Graph Drawing*, pages 136–147, 2011.
- [9] T. H. Spencer and E. W. Mayr. Node weighted matching. In *ICALP*, pages 454–464, 1984.
- [10] D. C. Wang. Novel routing schemes for IC layout, part I: Two-layer channel routing. In *Proc. 28th ACM/IEEE Design Automation Conference*, pages 49–53, 1991.
- [11] A. T. White. Ringing the changes. *Mathematical Proceedings of the Cambridge Philosophical Society*, 94:203–215, 8 1983.

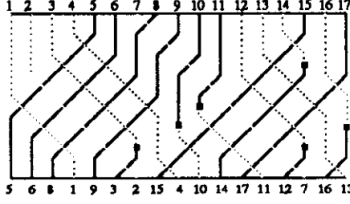


FIGURE 7. An example of a channel routing from [10, Figure 9].

APPENDIX A. PROOF OF “IF” DIRECTION OF THEOREM 3

We introduce the following additional definition. We say that a marking M for π is **aligned** with π if, for every pair of elements a, b with $\pi = [\dots ab\dots]$ and $M(a) = R\dots$ and $M(b) = L\dots$, we have that (a, b) is an inversion.

Lemma 9. *Let M be a balanced marking for $\pi \in S_n$. There exists an aligned balanced marking M' for π .*

By Lemma 9, the following theorem implies the “if” direction of Theorem 3.

Theorem 4. *Let M be a balanced and aligned marking for a permutation π . Then π has a perfect tangle with marking M .*

The proof of Theorem 4 will be by induction on inversion number similar to the proof of Theorem 1. To handle the various cases of the induction step, we will need the lemmas below, which will require the following assumptions. Let a and b be two elements such that

$$(1) \quad a = \pi(s), \quad b = \pi(s + 1), \quad \text{and } (a, b) \text{ is an inversion.}$$

Let M be a balanced and aligned marking for π such that

$$(2) \quad M(a) = L\dots, \quad \text{and} \quad M(b) = R\dots$$

Let $\pi' = \pi \cdot \sigma(s)$ and M' be a marking for π' defined as follows. If $i \notin \{a, b\}$ then $M'(i) = M(i)$. Let

$$(3) \quad M'(a) = \begin{cases} RL & \text{if } a \text{ is switchback for } \pi', \\ L & \text{if } a \text{ is straight for } \pi', \\ \emptyset & \text{otherwise,} \end{cases}$$

and define $M'(b)$ symmetrically.

Lemma 10. *Let $a = \pi(s)$ and $b = \pi(s + 1)$ and $\pi' = \pi \cdot \sigma(s)$. Let M be a balanced aligned marking for π , and let M' be a marking for π' defined as in (3). Then M' is balanced.*

Lemma 11. *Under the assumptions of Lemma 10, M' is aligned.*

Lemma 12. *Under the assumptions of Lemma 10, suppose T' is any perfect tangle for π' . If π' does not have a split at a , and if $M(a) = M'(a)$ and $M(b) = M'(b)$, then the heights of the topmost swap of a and the topmost swap of b in the drawing of T' are equal.*

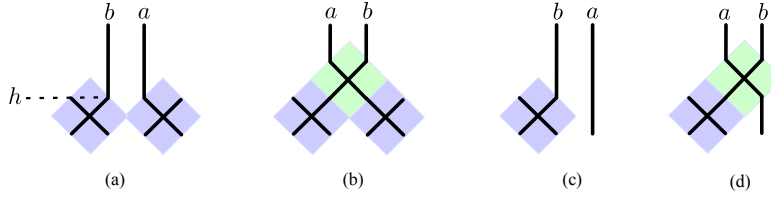


FIGURE 8. (a) In the tangle T' (blue) the heights of the topmost swaps of a and b are equal to h . (b) The tangle T with the cross x (green). (c)–(d) Adding the cross x in the case $M'(a) = L$ and $M'(b) = L\dots$

Theorem 4. The proof will be by induction on inversion number. The statement of the theorem holds for the identity permutation, giving us the basis of induction.

Consider a permutation π with $\text{inv}(\pi) = k > 0$ and a balanced aligned marking M for π . Since π is not the identity permutation, let i be minimal such that $\pi(i) \neq i$. It is easy to see that $M(\pi(i)) = R$. Symmetrically, for the maximal j with $\pi(j) \neq j$ we have $M(\pi(j)) = L$. Therefore, there exists $i \leq s < j$ such that $M(\pi(s)) = R\dots$ and $M(\pi(s+1)) = L\dots$. Let us denote $a = \pi(s)$ and $b = \pi(s+1)$. Since M is aligned, (a, b) is an inversion. Thus, a, b and M satisfy (1) and (2).

The permutation $\pi' = \pi \cdot \sigma(s)$ has $\text{inv}(\pi') = \text{inv}(\pi) - 1$. We define a marking M' using Equation (3). By construction, M' is a marking for π' . By Lemma 10, M' is balanced, and by Lemma 11, M' is aligned. Therefore, by the induction hypothesis, there is a perfect tangle T' for π' with marking M' . To obtain tangle the T for π we swap elements a and b , and draw the swap as a cross x on the plane. We then draw the tangle T' below the cross giving us a simple tangle for π . If π' has a split at s then using the same arguments as in the case (i) of Theorem 1 we adjust the heights of the cross and T' so that T is perfect. Let us assume that π' has no split at s .

If $M'(a) = M(a)$ and $M'(b) = M(b)$ then by Lemma 12 the height of the topmost swap of a and the height of the topmost swap of b in T' are equal; see Fig. 8(a). Therefore by shifting the cross x it is easy to construct a perfect tangle T ; see Fig. 8(b).

Now let us consider the case when the marking of a or b changes. Without loss of the generality, assume that $M'(a) \neq M(a)$. Since π' does not have a split at s , we have $M'(a) \neq \emptyset$ and therefore $M'(a) = L$. Since $M'(b) \neq \emptyset$, we have $M'(b) = L\dots$, see Fig. 8(c). To obtain a perfect T we draw the cross x immediately above the topmost swap of b ; see Fig. 8(d). \square

We need another lemma to prove lemmas 9, 10, and 11.

Lemma 13. *Let M be a balanced marking for a permutation $\pi = [\dots ab\dots]$ with $M(a) = R\dots$, and $M(b) = L\dots$, and $a < b$. Then $b = a + 1$, and $M(a) = RL$, and $M(b) = LR$.*

Proof. Let us show that $M(a) = RL$. Indeed, since $M(b) = L\dots$ there exists an inversion (c, b) . Since $a < b$ we conclude that (c, a) is an inversion too, which means that a is a left element. Therefore, $M(a)$ contains a letter L , that is, $M(a) = RL$. Symmetrically, $M(b) = LR$.

Let us prove that $b = a + 1$. Suppose for a contradiction that $b > a + 1 =: c$. By Lemma 4 there exists a right-straight d such that (d, b) is an inversion, and there exists a left-straight e such that (a, e) is an inversion. Hence, we have $e < a < c < b < d$. By symmetry we

assume that $\pi = [\dots d \dots ab \dots c \dots]$. Consider two cases according to the order of c and e in π .

Case 1. Suppose that $\pi = [\dots d \dots ab \dots c \dots e \dots]$. Notice that (d, b, c, e) is a rec, and a is a left switchback of the rec under M . Since $d > b$ the rec is irregular, contradicting that M is balanced.

Case 2. Suppose that $\pi = [\dots d \dots ab \dots e \dots c \dots]$. We have an irregular rec (d, b, e, c) with a left-switchback a , which again is a contradiction. \square

Lemma 9. We show how to construct an aligned balanced marking M' from M . Initially, we set $M' = M$. Marking M' is balanced at the initialization, and we keep it balanced all the time.

We iteratively change M' until it is aligned. If M' is not aligned then there exists a pair a, b such that $\pi = [\dots a, b \dots]$, where $a < b$, and $M'(a) = R\dots$, and $M'(b) = L\dots$. By Lemma 13 we have $b = a + 1$, $M'(a) = RL$, and $M'(b) = LR$. We change M' by setting $M'(a) = LR$ and $M'(b) = RL$. Of course, M' is still a marking of π . It is easy to see that the iterative process is finite. Indeed, consider the function $f(M')$ equal to the sum of elements with marking LR . On every step $f(M')$ decreases by one, and $f(M')$ is clearly non-negative for any marking M' . Therefore, after a finite number of iterations we obtain a marking aligned with π .

Let us prove that M' remains balanced after an iteration. Consider any rec (u, v, w, x) of π . The rec is balanced on the previous iteration. To become non-balanced it needs to lose or acquire a switchback. Then this switchback is a or b , since these are the only elements with new markings. We consider three cases.

- (i) Suppose neither a nor b is a member of the rec. Without loss of generality we have $\pi = [\dots u \dots ab \dots v \dots w \dots x \dots]$ (the other case with is symmetrical). Then the rec loses a left switchback a and acquires a new left switchback b ; hence, it remains balanced.
- (ii) Suppose $u = a$. Then by definition of a rec we have $x < u = a < a + 1 = b$. Hence, b cannot be a left or a right switchback of the rec (either before or after the change), which means that its balance does not change.
- (iii) The case $v = b$ is similar to (ii).

All other cases follow by symmetry. \square

Lemma 10. Let $\rho = (u, v, w, x)$ be a rec of π' . Notice that all inversions of π' are inversions of π ; hence, ρ is a rec in π . We prove that the set of its left (right) switchbacks under M' in π' is equal to the set of its left (right) switchbacks under M in π . Let us establish the equality for the left switchbacks; the case with the right switchbacks is symmetrical.

Consider a left switchback c for ρ in π under M . Suppose for a contradiction that c is not a left switchback for ρ in π' under M' .

- (i) If $M(c) \neq M'(c)$ then by definition of M' we have $c = a$ or $c = b$. Since c is a left switchback for ρ in π , we have $M(c) = RL$. Therefore, $c = a$ and $M(a) = M(c) \neq M'(c) = M'(a) = L$. By definition of a switchback, $a = c > \min(w, x)$. Since b is a neighbor of a in π , we have $b \notin \{w, x\}$. Hence, $(a, \min(w, x))$ is an inversion in π' , so a is a right element. We have a contradiction with $M'(a) = L$.

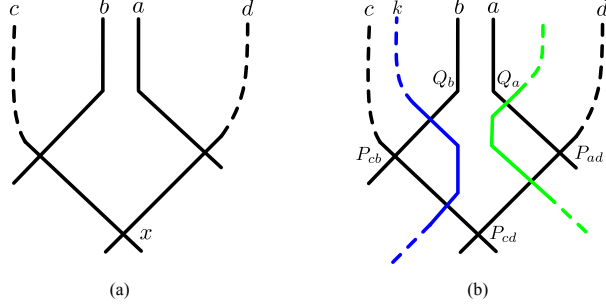


FIGURE 9. (a) A fragment of tangle T' with the swap x . (b) The blue path k is of type 1; the green path is of type 2. Points Q_a and Q_b have the same height by Lemma 12.

- (ii) Suppose that $M(c) = M'(c)$. If c is not a left switchback for ρ in π' and $M'(c) = RL$ then $\pi' = [\dots u \dots vc \dots]$. Hence, $c = a$ and $v = b$. In this case $a = c < \max(w, x) < v = b$, that is, $a < b$. We have a contradiction with (a, b) being an inversion in π .

Let us prove the converse: if c is a left switchback for ρ in π' under M' then c is a left switchback for ρ in π under M . We have $M'(c) = RL$, therefore, $M(c) = RL$ too. Suppose for a contradiction that c is not a left switchback for ρ in π under M . Then either $\pi = [\dots u \dots vc \dots]$ or $\pi = [\dots cu \dots v \dots]$. In the first case $a = v$ and $b = c$, which is a contradiction because $M(b) = L \dots \neq M(c) = RL$. In the second case we have $a = c$ and $b = u$; hence, $a < u = b$, which contradicts to the fact that (a, b) is an inversion in π . \square

Lemma 11. Suppose for a contradiction that M' is not aligned. Without loss of generality, assume that for some c we have $\pi' = [\dots bac \dots]$, with $M'(a) = R \dots$, and $M'(c) = M(c) = L \dots$, and (a, c) not an inversion. By Lemma 10, M' is balanced; therefore, by Lemma 13, $c = a + 1$. Since a is right in π' , there exists an inversion (a, d) in π' and in π . Since c is left in π , there is an inversion (e, c) in π . Notice that $e \notin \{a, b\}$ because $b < a < c$. Thus, $\pi = [\dots e \dots abc \dots d \dots]$. Then (e, a, b, d) is a rec in π . The rec is irregular since $a < e$. The element c is a right switchback of the rec, which contradicts M being balanced. \square

Lemma 12. Since π' does not have a split at s , T' has a swap at position s . Let c, d be the elements forming the topmost swap x at position s in T' . Since x is the topmost swap, d starts to the right of a in the drawing of T' . Similarly, c starts to the left of b ; see Fig. 9(a). Hence, $\pi = [\dots c \dots ab \dots d \dots]$. Notice that $M'(a) = M(a) = R \dots$; thus, path a crosses path d in T' above x and $a > d$. Similarly, path b crosses path c above x and $b < c$. Therefore, (c, a, b, d) is a rec in π .

Let P_{cb} be the intersection point of paths c and b , and similarly define P_{cd} and P_{ad} . Let Q_b and Q_a be the topmost corners of paths b and a in T' ; see Fig. 9(b). To prove the lemma, it sufficient to show that

$$(4) \quad |P_{cd}P_{cb}| + |P_{cb}Q_b| = |P_{cd}P_{ad}| + |P_{ad}Q_a|,$$

where $|\cdot|$ denotes the length of a segment.

There are two types of paths crossing those line segments. Indeed, a path crossing, for example, $P_{cd}Q_b$ at an inner point has to turn left before reaching position $s + 1$, otherwise it would create a swap higher than the swap x . We say that path k has type 1 (type 2) if it

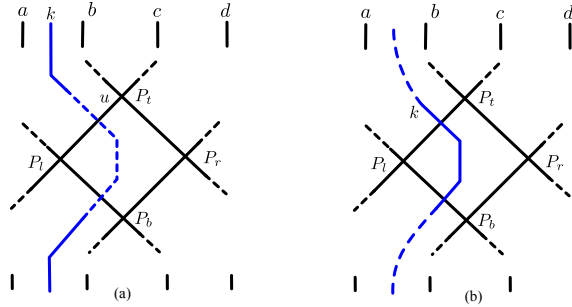


FIGURE 10. (a) Left switchback of the rec (a, b, c, d) has to cross segments $P_\ell P_t$ and $P_\ell P_b$. (b) Path k crossing $P_\ell P_t$ and $P_\ell P_b$ is necessarily a left switchback of (a, b, c, d) .

crosses segments $P_{cd}P_{cb}$ and $P_{cb}Q_b$ ($P_{cd}P_{ad}$ and $P_{ad}Q_a$). Let us show that a path k has type 1 (type 2) if and only if k is a left switchback (right switchback) of the rec (c, a, b, d) in π . We prove the claim for type 1, the other case being symmetrical.

Consider a path k of type 1 as in Fig 9(b). Since T' is simple, we have $\pi = [\dots c \dots k \dots ab \dots]$ and (k, b) is an inversion. Since k crosses paths c and b , we have $M(k) = RL$. That means k does not cross path d , that is, $k < d$, otherwise the marking of k would be contain two R s. Therefore, $b < k < d$ and k is a left switchback of the rec.

From the other side, let us suppose that k is a left switchback of the regular rec (c, a, b, d) . Then $\pi = [\dots c \dots k \dots ab \dots]$ and $M(k) = M'(k) = RL$. By the definition of a left switchback, we have $b < k < d$. Hence, (c, k) and (k, b) are inversions of π and path k intersects paths c and b . Since $M'(k) = RL$, the path k first crosses b and then c , that is, k is of type 1.

Since the rec is balanced under M , the number of paths of type 1 is equal to the number of paths of type 2. Each path of type 1 adds the same amount to the left part of the equation (1) as a path of type 2 adds to the right, so the equation holds. \square

APPENDIX B. PROOF OF “ONLY IF” DIRECTION OF THEOREM 3

Let us prove the following useful lemma.

Lemma 14. *Let T be a perfect tangle for π with marking M . Let $\rho = (a, b, c, d)$ be a rec in π forming rectangle $P_\ell P_t P_r P_b$ in the drawing of T (P_t is the topmost point of the rectangle, P_ℓ is the leftmost, P_r is the rightmost, and P_b is the lowest). Then path k crosses segments $P_\ell P_t$ and $P_\ell P_b$ (resp. $P_r P_t$ and $P_r P_b$) if and only if k is a left (resp. right) switchback of ρ .*

Proof. Let us prove the claim for the left switchbacks. The other case is symmetrical.

To prove the “if” part, let k be a left switchback of ρ , see Fig. 10(a). By definition of a left switchback, k crosses $u = \min(c, d)$. Notice that $P_\ell P_t$ belongs to the L-segment of u , since otherwise k would also cross $\max(c, d)$. Denote the intersection point of k and u by p . We need to show that p lies on the segment $P_\ell P_t$.

Since $M(k) = LR$, path k first crosses the L-segment of u and then the R-segment of a (when followed from top to bottom of the tangle). Therefore, k crosses $P_\ell P_t$ above point P_ℓ , that is, the intersection point is higher than P_ℓ . On the other hand, k and b do not cross, which means that p is below P_t . Hence, p lies on $P_\ell P_t$.

By using symmetrical arguments it is easy to show that the intersection point between paths $\min(a, b)$ and k is on the segment $P_\ell P_b$. Therefore, the left switchback k crosses $P_\ell P_t$ and $P_\ell P_b$.

To prove the “only if” part of the claim, let k be a path crossing segments $P_\ell P_t$ and $P_\ell P_b$, see Fig. 10(b). If $P_\ell P_t$ belongs to the L-segment of path c then (i) $k > c$ since k crosses $P_\ell P_t$, and (ii) $k < d$ since k does not cross d (otherwise, the marking of k would contain two Ls); that is, $c < k < d$. If $P_\ell P_t$ belongs to the L-segment of path d then by a symmetrical argument $d < k < c$. It is also easy to see that the marking of k is RL ; hence, k is a left switchback of ρ . \square

The “only if” direction of Theorem 3. Let T be a perfect tangle for a permutation π and M be the marking corresponding to T . We need to prove that M is balanced.

Let $\rho = (a, b, c, d)$ be a rec of π . It is easy to see that the L-segments of paths c and d and the R-segments of paths a and b form a rectangle in the drawing of T . We consider two cases.

Case 1. Suppose ρ is regular. Let us show that the number of its right and left switchbacks under M is the same. The L-segments of paths c and d cross the R-segments of paths a and b . Let $P_{ac}, P_{bc}, P_{ad},$ and P_{bd} be the crossing points of the segments. Since ρ is regular, P_{bc} is the topmost and P_{ad} is the bottommost in the drawing of T ; see Fig. 11(a).

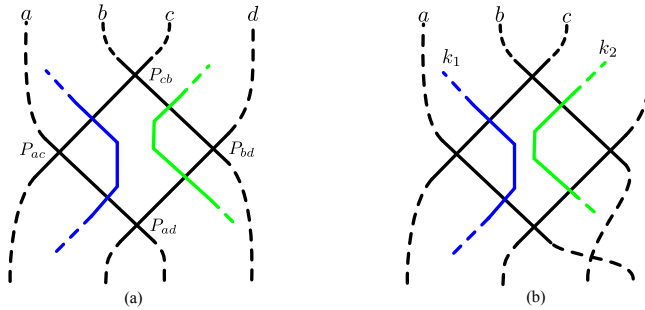


FIGURE 11. (a) In a perfect tangle every left switchback is of type 1 (blue), and every right switchback is of type 2 (green). (b) Impossible configuration in a perfect tangle: path k_2 of type 2 does not allow paths a and b to cross each other “below” the rectangle.

We say that a path has type 1 (resp. type 2) in T if it crosses segments $P_{ac}P_{bc}$ and $P_{ac}P_{ad}$ (resp., $P_{bc}P_{bd}$ and $P_{bd}P_{ad}$). By Lemma 14, every left switchback of ρ is of type 1, and every right switchback of ρ is of type 2. Since $P_{ac}P_{bc}P_{bd}P_{ad}$ is a rectangle, the number of paths that intersect the side $P_{ac}P_{bc}$ equals the number that intersect the opposite side $P_{bd}P_{ad}$. A path may intersect neither, both, or only one of these two sides. Those that intersect only $P_{ac}P_{bc}$ are precisely the type 1 paths, while those that intersect only $P_{bd}P_{ad}$ are precisely the type 2 paths. Therefore in the drawing of T , the number of paths of type 1 is equal to the number of paths of type 2. So, ρ is balanced.

Case 2. Suppose ρ is irregular. Let us show that it does not have any switchbacks under M . Suppose for a contradiction that ρ has a left switchback k_1 . The L-segments of c and d and the R-segments of a and b form a rectangle $P_\ell P_t P_r P_b$ in the drawing of T . Then by

Lemma 14, k_1 crosses segments $P_\ell P_t$ and $P_\ell P_b$. Hence, by the same argument as in Case 1 above, there is a path k_2 of type 2; the path is a right switchback of ρ by Lemma 14. Since the rec ρ is irregular, at least one of the pairs of paths (a, b) or (c, d) has a crossing, which may occur above or below the rectangle. Without loss of generality, suppose that a and b cross below the rectangle, as in Fig. 11(b). Then, since $b < k_2 < a$ by the definition of a rec, k_2 must cross b twice, which is a contradiction. \square