

The Irreducible Spine(s) of Undirected Networks

John L. Pfaltz

Dept. of Computer Science, University of Virginia

Abstract. Using closure and neighborhood concepts, we show that within every undirected network, or graph, there is a unique irreducible subgraph which we call its “spine”. The chordless cycles which comprise this irreducible core effectively characterize the connectivity structure of the network as a whole. In particular, it is shown that the center of the network, whether defined by distance or betweenness centrality, is effectively contained in this spine. By counting the number of cycles of length $3 \leq k \leq \text{max_length}$, we can also create a kind of signature that can be used to identify the network. Performance is analyzed, and the concepts we develop are illustrated by means of a relatively small running sample network of about 400 nodes.

1 Introduction

It is hard to describe the structure of large networks. If the network has fewer than 100 nodes, then we can hope to draw it as a graph and visually comprehend it [6]. But, with more than 100 nodes this becomes increasingly difficult.

Simply counting the number n of nodes and number e of edges, or connections, provides essential basic information. Other combinatorial measures include counting the number of triangles, the number of edges incident to a node v , and the total number of nodes such that $\delta(v) = k$, where $\delta(v)$ denotes the degree of a node v , or the number of edges incident to v . There exist data representations that effectively keep these kinds of counts, even in rapidly changing dynamic networks [12].

More sophisticated methods involve treating the defining adjacency matrix as if it were a linear transformation and employing an eigen analysis [14]. All these techniques convey information about a network. In this paper, we present a rather different approach.

First in Section 2 we reduce the network to an irreducible core, which is shown to be unique (upto isomorphism) for any network. Then in Section 3 we show that the irreducible core is comprised exclusively of chordless cycles of length k , or k -cycles. The center of the network, whether defined in terms of distance, or betweenness centrality [3], can always be found in this spine. In addition, the distribution of these k -cycles, $3 \leq k \leq \text{max_length}$, can provide a “signature” for the network.

Finally, we indicate how spine can be used to estimate other parameters of the network, such as diameter and number of triangles.

2 Irreducible Networks

For this paper we regard a network \mathcal{N} as an undirected graph on a set N of n nodes with a set E of e edges, or connections. Many of these results can be applied to directed networks as well, but we will not explore these possibilities here. The **neighborhood** of a set Y of nodes are those nodes not in Y with an edge connecting them to at least one node in Y . We denote such a neighborhood by

$Y.\eta$, that is $Y.\eta = \{z \notin Y \mid \exists y \in Y, (y, z) \in E\}$. We use this somewhat unusual suffix notation because we regard η as a set-valued operator acting on the set Y . By the **region** dominated by Y , denoted $Y.\rho$, we mean $Y.\rho = Y.\eta \cup Y$.

In our treatment of network structure, we will make use of the **neighborhood closure** operator, denoted by φ [15]. For all $Y \subseteq N$, this is defined to be $Y.\varphi = \{z \in Y.\rho : \{z\}.\rho \subseteq Y.\rho\}$ which is computationally equivalent to $Y.\varphi = Y \cup \{z \in Y.\eta : \{z\}.\eta \subseteq Y.\rho\}$. Readily $Y \subseteq Y.\varphi \subseteq Y.\rho$. Recall that a closure operator φ is one that satisfies the 3 properties: (C1) $Y \subseteq Y.\varphi$, (C2) $X \subseteq Y$ implies $X.\varphi \subseteq Y.\varphi$, and (C3) $Y.\varphi.\varphi = Y.\varphi$.

Because the structure of large networks can be so difficult to comprehend it is natural to seek techniques for reducing their size, while still preserving certain essential properties [1,7], often by selective sampling [11]. Our approach is somewhat different. We view “structure” through the lens of neighborhood closure, which we then use to find the unique irreducible sub-network $\mathcal{I} \subseteq \mathcal{N}$.

A graph, or network, is said to be **irreducible** if every singleton subset $\{y\}$ is closed. A node z is **subsumed** by a node y if $\{z\}.\varphi \subseteq \{y\}.\varphi$. Since in this case, z contributes very little to our understanding of the closure structure of \mathcal{N} , its removal will result in little loss of information.

Proposition 1. *Let y subsume z and let $\sigma(x, y)$ denote a shortest path between x and y . If $z \in \sigma(x, y)$, then there exists $\sigma'(x, y)$ such that $z \notin \sigma'$*

Proof. If not, we may assume without loss of generality that z is adjacent to y in σ . But, then $\sigma(x, z), x \notin \{y\}.\eta$ implies that $\{z\}.\varphi \not\subseteq \{y\}.\varphi$. (Also proven in [16].) \square

In other words, z can be removed from \mathcal{N} with the certainty that if there was a path from some node x to y through z , there will still exist a path of equal length from x to y after z 's removal. Such subsumed nodes can be iteratively removed from \mathcal{N} without changing connectivity. This iterative reduction process we denote by ω .

Operationally, it is easiest to search the neighborhood $\{y\}.\eta$ of each node y , and test whether $\{z\}.\eta \subseteq \{y\}.\rho$ as shown in the code fragment of Figure 1. This code is then iterated until there are

```

for_each y in N
{
  for_each z in y.nbhd
  {
    if (z.nbhd contained_in y.region
        { // z is subsumed by y
          for_each x in z.nbhd
            remove edge (x, z)
          remove z from network
        }
  }
}

```

Fig. 1. Key loop in reduction process, ω .

no more subsumable nodes. Let $y.\beta$ denote the set of nodes subsumed directly, or indirectly, by y . In a sense these subsumed nodes **belong** to y . Let $\tau(y)$ denote $|y.\beta|$. Since every node subsumes

itself, $\tau(y) \geq 1$. In our implementation of this code, we also increment $\tau(y)$ by $\tau(z)$ every time node z is subsumed by y . So, $\tau(y) = |y.\beta|$. Consequently, $\sum_{y \in \mathcal{N}.\omega} \tau(y) = n = |\mathcal{N}|$.

Before considering the behavior of ω , we want to establish a few formal properties of the reduced network.

Proposition 2. *Let \mathcal{N} be a finite network and let $\mathcal{I} = \mathcal{N}.\omega$ be a reduced version, then \mathcal{I} is irreducible.*

Proof. Suppose $\{y\}$ in \mathcal{I} is not closed. Then $\exists z \in \{y\}.\varphi_\eta$ implying $z.\rho \subseteq \{y\}.\rho$ or that z is subsumed by y contradicting termination of the reduction code. \square

Two graphs, or networks, $\mathcal{N} = (N, E)$ and $\mathcal{N}' = (N', E')$ are said to be **isomorphic**, or $\mathcal{N} \cong \mathcal{N}'$, if there exists a bijection, $i : N \rightarrow N'$ such that for all $x, y \in N$, $(i(x), i(y)) \in E'$ if and only if $(x, y) \in E$. That is, the mapping i precisely preserves the edge structure, or equivalently its neighborhood structure. Thus, $i(y) \in i(x).\eta'$ if and only if $y \in x.\eta$.¹

The order in which nodes, or more accurately the singleton subsets, of \mathcal{N} are encountered can alter which points are subsumed and subsequently deleted. Nevertheless, we show below that the reduced graph $\mathcal{I} = \mathcal{N}.\omega$ will be unique, upto isomorphism.

Proposition 3. *Let $\mathcal{I} = \mathcal{N}.\omega$ and $\mathcal{I}' = \mathcal{N}.\omega'$ be irreducible subsets of a finite network \mathcal{N} , then $\mathcal{I} \cong \mathcal{I}'$.*

Proof. Let $y_0 \in \mathcal{I}$, $y_0 \notin \mathcal{I}'$. Then y_0 is subsumed by some point y_1 in \mathcal{I}' and $y_1 \notin \mathcal{I}$ else because $y_0.\rho \subseteq y_1.\rho$ implies $y_0 \in \{y_1\}.\varphi$ so \mathcal{I} would not be irreducible.

Similarly, since $y_1 \in \mathcal{I}'$ and $y_1 \notin \mathcal{I}$, there exists $y_2 \in \mathcal{I}$ such that y_1 is subsumed by y_2 . Now we have two possible cases; either $y_2 = y_0$, or not.

Suppose $y_2 = y_0$ (which is most often the case), then $y_0.\rho \subseteq y_1.\rho$ and $y_1.\rho \subseteq y_0.\rho$ or $y_0.\eta = y_1.\eta$. Hence $i(y_0) = y_1$ is part of the desired isometry, i .

Now suppose $y_2 \neq y_0$. There exists $y_3 \neq y_1 \in \mathcal{I}'$ such that $y_2.\rho \subseteq y_3.\rho$, and so forth. Since \mathcal{I} is finite this construction must halt with some y_n . The points $\{y_0, y_1, y_2, \dots, y_n\}$ constitute a complete graph Y_n with $\{y_i\}.\rho = Y_n.\rho$, for $i \in [0, n]$. In any reduction all $y_i \in Y_n$ reduce to a single point. All possibilities lead to mutually isomorphic maps. \square

We call this unique subgraph, the **irreducible spine** of \mathcal{N} . In [12], Lin, Soullignac and Szwarcfiter, speak of a "dismantling of a graph G as a graph H obtained by removing one dominated vertex of G , until no more dominated vertices remain"; and similarly conclude that "all dismantlings of G are isomorphic". This is precisely the process we have been describing.

For the remainder of this paper we will use a single example to illustrate our approach to describing network structure. In [14] Mark Newman describes a 379 node network in which each node corresponds to an individual engaged in network research, with an edge between nodes if the two individuals have co-authored a paper. The reader is encouraged to view an annotated version at www.umich.edu/~mejncentrality.²

As described in [16], we used the code of Figure 1 to reduce the 379 Newman collaboration network to the 65 node irreducible spine shown in Figure 3. In our implementation, we keep a

¹ Note that $i : N \rightarrow N'$ is a normal single-valued function on N , so we use traditional prefix notation. We reserve suffix notation for set-valued operators/functions.

² Similar "collaboration" networks can be found in Stamford Large Network Database.

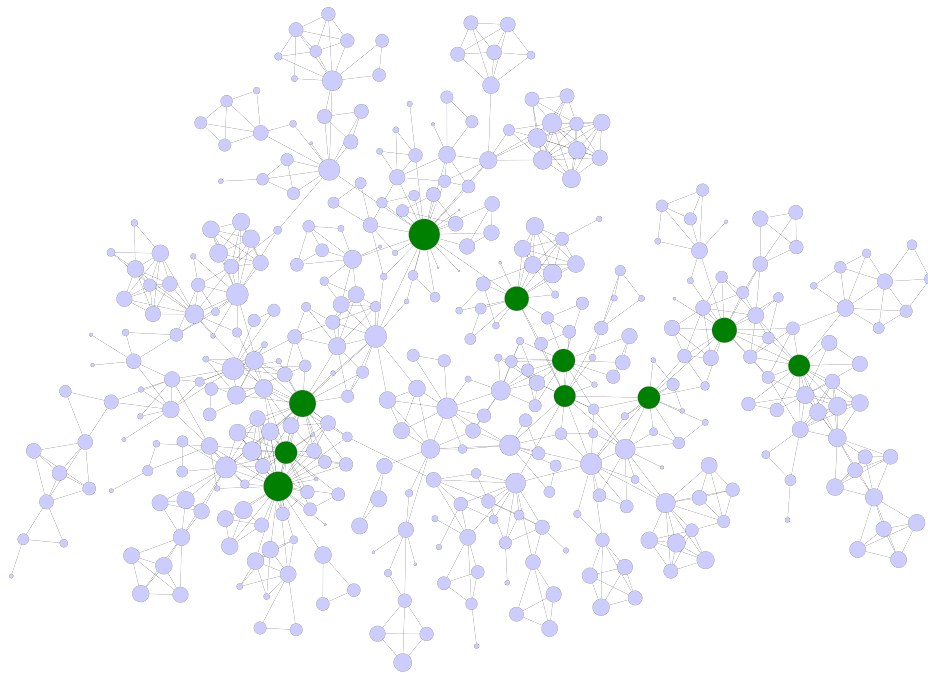


Fig. 2. 379 node collaboration network.

count of the number of nodes directly, or indirectly, subsumed by an irreducible node y . (These counts are displayed in following figures). In addition, we keep a list of the node identifiers of every subsumed node, so we can reconstruct a close approximation of the original network. Thus, this irreducible sub-network $\mathcal{I} \subseteq \mathcal{N}$ can be regarded as a true surrogate of \mathcal{N} itself. For simplicity, we have replaced the actual author names with identifying integers; for example the uppermost node, 1:23, denotes D. Stauffer. Here 1 is the identifier, $23 = \tau(1)$ denotes the number of individuals in the community subsumed by 1.³ By indicating the numbers of individuals/nodes subsumed by a node in the reduced version, we suggest the density of the original graph in this neighborhood. To further help the reader orient this reduced network with the original, we observe that 14:18 denotes M. Newman, 23:6 denotes H. Jeong, 25:41 denotes A.-L. Barabasi, 53:8 denotes Y. Moreno and 60:14 denotes J. Kurths.

We must emphasize that we are concerned strictly with the structure of a network, not its content. We have chosen this collaboration network solely because it is fairly familiar and well known. In no way do we want to suggest that the irreducible sub-network of this section, or the chordless k -cycles described in the following section necessarily contribute to an interpretation of the significance of the collaboration. \mathcal{N} should be regarded simply as an arbitrary, but relatively complex, network.

What is the computational cost of reducing such a network to its irreducible spine?

³ Because there is considerable randomness in the reduction process, several individuals other than Stauffer could have been chosen to represent this community. Still, the resulting graph would have been isomorphic to Figure 3.

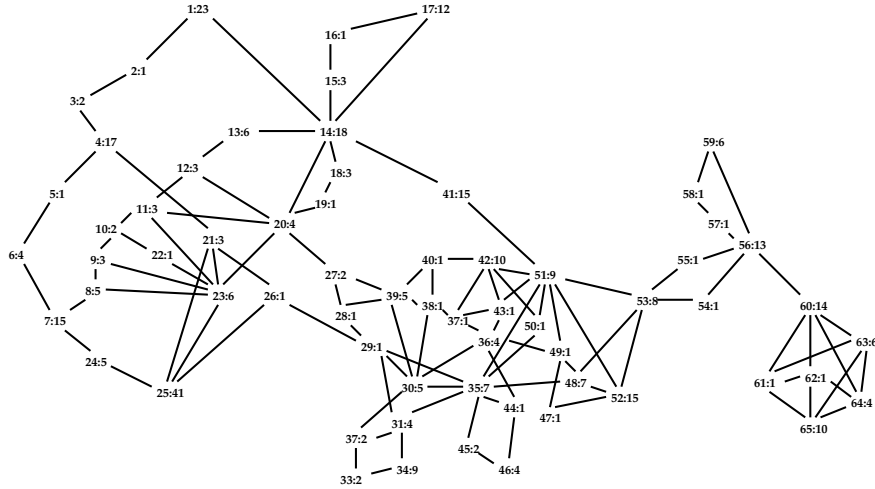


Fig. 3. Reduced 65 node version of Newman’s 379 node co-authorship network.

The dominant cost is the loop in Figure 1 over all n nodes of N . So, it is at least $O(n)$. Then we have the embedded loop `for_each z in y.nbhd`. First, we assume that the degree $\delta(y)$ of each node is bounded (typically the case in large networks), thus its behavior will still be linear. In our implementation, all sets are represented by bit strings, with each bit denoting an element; set operators are thus logical bit operations. There is no need to loop over the elements of a set. Consequently, set operations such as union, intersection, or containment testing, are $O(1)$. In this case, the entire loop will still be $O(n)$.

However, the loop of Figure 1 must be iterated until no more nodes are subsumed. It is not hard to create networks in which only one node is subsumed on each iteration; Figure 4 is a simple example, if nodes are encountered in subscript order. So worst case behavior is $O(n^2)$.

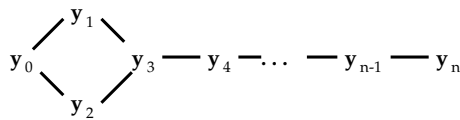


Fig. 4. Reduction, ω , has $O(n^2)$ behavior.

The analysis above assumed that the degree of all nodes was bounded. Suppose not; suppose $\delta(y) \rightarrow n = |N|$. In this case the node y will subsume many nodes, thereby bounding the number of necessary iterations. We have no formal proof for this last assertion, but it appears to be true.

Using their H-graph structure, Lin, Soullignac and Szwarcfiter, show that the cost to dismantle a network is $O(n + \alpha m)$ where α denotes the arboricity of \mathcal{N} [12]. Experimentally, our reduction, ω , of the Newman collaboration graph to its irreducible spine shown in Figure 3 required 5 iterations, with the last over the remaining 65 nodes to verify irreducibility. Other reductions of 4,764, and 5,242,

node networks to their 228, and 1,469, node irreducible spines respectively took 5 and 6 iterations. In practice, network reduction appears to be nearly linear.

3 Chordless k -Cycles

A **cycle** is a closed, simple path [2,9]. A cycle $C = \langle y_1, y_2, \dots, y_k, y_1 \rangle$ has length k . For each node $y_i \in C$, $|\{y_i\}.\eta| \geq 2$. The irreducible spine of Figure 3 has an abundance of cycles and no nodes x with $|\{x\}.\eta| = 1$.

A **chord** in a cycle is an edge/connection $(y_i, y_j) \in E$ where $j \neq i \pm 1$ (or $i = 1, j = k - 1$). A cycle C is **chordless** if it has no chords.⁴

It is the thesis of this paper that these chordless k -cycles provide a valuable characterization of the structure of a network. As a small example, consider Figure 5 from Granovetter's 1973 article on "weak ties" [8], which has been redrawn so as to emphasize the chordless 14-cycle. The nodes

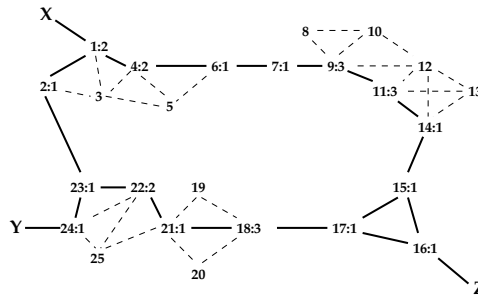


Fig. 5. Granovetter's network with counts of subsumed nodes.

X, Y, Z represent other portions of the network. Readily, describing this subset as a 14-cycle with 9 pendant nodes is an appropriate characterization. Our goal with this example is simply to show that these kinds of chordless cycles arise naturally in the literature and in real life.

Proposition 4. *Let \mathcal{N} be a finite network with $\mathcal{I} = \mathcal{N}.\omega$ an irreducible version. If $y \in \mathcal{I}$ is not an isolated point then either*

- (1) *there exists a chordless k -cycle C , $k \geq 4$ such that $y \in C$, or*
- (2) *there exist chordless k -cycles C_1, C_2 each of length ≥ 4 with $x \in C_1$ $z \in C_2$ and y lies on a path from x to z .*

Proof. (1) Let $y_1 \in \mathcal{N}_{\mathcal{I}}$. Since y_1 is not isolated, let $y_0 \in y_1.\eta$, so $(y_0, y_1) \in E$. With out loss of generality, we may assume $y_0 \in C_1$ a cycle of length ≥ 4 . Since y_1 is not subsumed by y_0 , $\exists y_2 \in y_1.\eta, y_2 \notin y_0.\eta$, and since y_2 is not subsumed by y_1 , $\exists y_3 \in y_2.\eta, y_3 \notin y_1.\eta$. Since $y_2 \notin y_0.\eta$, $y_3 \neq y_0$.

Suppose $y_3 \in y_0.\eta$, then $\langle y_0, y_1, y_2, y_3, y_0 \rangle$ constitutes a k -cycle $k \geq 4$, and we are done.

⁴ In [15,16], the author mistakenly used the term "fundamental cycle" for the chordless cycles that will be explored in this section.

Suppose $y_3 \notin y_0.\eta$. We repeat the same path extension. $y_3.\eta \not\subseteq y_2.\eta$ implies $\exists y_4 \in y_3.\eta$, $y_4 \notin y_2.\eta$. If $y_4 \in y_0.\eta$ or $y_4 \in y_1.\eta$, we have the desired cycle. If not $\exists y_5, \dots$ and so forth. Because \mathcal{N} is finite, this path extension must terminate with $y_k \in y_i.\eta$, where $0 \leq i \leq n-3$, $n = |\mathcal{N}|$. Let $x = y_0$, $z = y_k$. (2) follows naturally. \square

The points of those chordal subgraphs still remaining in Figure 5 such as the triangle $\langle 15, 16, 17 \rangle$, are all elements of other chordless cycles as predicted by Proposition 4.

3.1 Centers and Centrality

A central quest in the analysis of social networks is the identification of its “important” nodes. In social networks, “importance” may be defined with respect to the path structure [5].

Let $\sigma(s, t)$ denote a **shortest path** between s and t , and let $d(s, t)$ denote its length, or **distance** between s and t . Those nodes $C_C = \{y \in \mathcal{N}\}$ for which $\delta(y) = \sum_{s \neq y} d(s, y)$ is *minimal* have traditionally been called the **center** of \mathcal{N} [9], they are “closest” to all other nodes. It is well known that this subset of nodes must be edge connected. One may assume that these nodes in the “center” of a network are “important” nodes.

Alternatively, one may consider those nodes which “connect” many other nodes, or clusters of nodes, to be the “important” ones. Let $\sigma_{st}(y)$ denote the number of shortest paths $\sigma(s, t)$ containing y ; then those nodes y for which $\sigma_{st}(y)$ is *maximal* are those nodes that are involved in the most connections. Let $C_B = \{y \in \mathcal{N}\}$, for which $\sigma_{st}(y)$ is maximal. This is sometime called “betweenness centrality” [3,5]. (Note: traditionally, centrality measures are normalized to range between 0 and 1, but we will not need this for this paper.)

In the following sequence we want to show that nodes with minimal distance and maximal betweenness measures will be found in the irreducible spine \mathcal{I} . This is non-trivial because it need not always be true. One problem is that, we may have several isomorphic spines, $\mathcal{I}_1, \dots, \mathcal{I}_k$, so we can only assert that $C_C \cap \mathcal{I}_j$ and $C_B \cap \mathcal{I}_j$ are non-empty for all $1 \leq j \leq k$. Second, there exist pathological cases where the centers are disjoint from \mathcal{I} . The network of Figure 4 is an example. If $n = 8$ then $C_C = C_B = y_4$ because $18 = \delta(y_4) < \delta(y_3) = \delta(y_5) = 19$, and $24 = \sigma_{st}(y_4) > \sigma_{st}(y_3) = \sigma_{st}(y_5) = 23$. But, $y_4 \notin \mathcal{I}$. The conditions of Proposition 7 will ensure this cannot happen. We can assume \mathcal{I} is connected, else we are considering one of its connected components.

Lemma 1. *Let $y \in \mathcal{I}$ and let z “belong” to y , i.e. $z \in y.\beta$. There exists a shortest path sequence $\langle y_0, \dots, y_k \rangle$ such that*

- (a) $y_0 = y$,
- (b) $y_k = z$, and
- (c) $y_i.\eta \subseteq y.\rho = y_i.\eta \cup y_i$, $1 \leq i \leq k$.

Proof. This is a formal property of the subsumption process. \square

This sequence need not correspond to the sequence in which nodes are actually subsumed.

Lemma 2. *Let $y \in \mathcal{I}$, with $z \in y.\beta$ and let $\sigma(s, z)$ be a shortest path where $s \notin y.\beta$. Then there exists a shortest path $\sigma(s, z) = \langle s, \dots, y_0, \dots, y_i, z \rangle$.*

Proof. Suppose $\sigma(s, z) = \langle s, \dots, v, z \rangle$. Since $z \in y.\beta$, $\exists i, z.\eta \subseteq y_i.\eta \cup y_i$. Now $v \in y_i.\eta \cup y_i$ hence $\sigma(s, z) = \langle s, \dots, y_i, z \rangle$ is also a shortest path. Iterate this construction for $k = i-1, \dots, 0$. This is also a corollary statement to Proposition 1. \square

Lemma 3. Let $y \in \mathcal{I}$ and let $z \in y.\beta, z \notin y.\eta$. If $s \notin y.\beta$ then $d(s, z) \geq d(s, y) + 1$.

Proof. By Lemma 2, $\exists y_k, k \geq 1$ such that $z \in y_k.\eta$ and $\sigma(s, z) = \langle s, \dots, y_0, \dots, y_i, z \rangle$ is a shortest path. Readily $d(s, z) = d(s, y) + i \geq d(s, y) + 1$. \square

Proposition 5. Let $y \in \mathcal{I}$ with $z \in y.\beta$. If $z \in y.\eta$ then

- (a) For all $s, t, \sigma_{st}(y) \geq \sigma_{st}(z)$
- (b) $\delta(y) \leq \delta(z)$

Proof. (a) Since $z \in y.\eta$, and by Lemma 2, $i = 0$, for all shortest paths through z , there exists a shortest path through y .

(b) Readily, $z \in y.\eta$ and $z.\eta \subseteq y.\rho$ implies $d(s, y) \leq d(s, z)$ for all $s \neq y, z$. \square

In this case, z may, or may not, also be in an alternate spine \mathcal{I}' . Hence equality is possible in both (a) and (b).

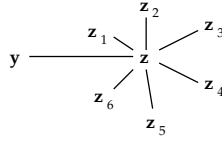
Proposition 6. Let $y \in \mathcal{I}$ with $z \in y.\beta$. Let $\sum_{x \in \mathcal{I}, x \neq y} \tau(x) \geq \tau(y)$ and let $\sum_{x \in \mathcal{I}, x \in y.\eta} \tau(x) \geq \tau(y)$.

If $z \notin y.\eta$ then

- (a) For all $s, t, \sigma_{st}(y) > \sigma_{st}(z)$
- (b) $\delta(y) < \delta(z)$.

Proof. (a) If $s \in y.\beta$ and $t \notin y.\beta$, then Lemma 2 establishes that $\sigma_{st}(y) \geq \sigma_{st}(z)$.

Now suppose that $t \in y.\beta$, then $\sigma(s, t)$ through z need not imply a shortest path $\sigma(s, t)$ through y . The maximal possible number of such shortest paths occurs when $y.\beta - y$ is a star graph, such as shown in Figure 3.1. Let $k = \tau(y) - 2$. $\exists C(k, 2) = k \cdot (k - 1)/2$ shortest paths $\sigma(s, t)$ through z with



$s, t \neq z$, and k more with $t = z$.

Finally, assume $s, t \notin y.\beta$. Let $n = \sum_{x \in \mathcal{I}, x \in y.\eta} \tau(x) \geq \tau(y)$, a condition of this proposition. This ensures that $\exists C(n, 2) + n$ shortest paths through y avoiding z . Since $n > k$, $\sigma_{st}(y) > \sigma_{st}(z)$.

(b) $\delta(y) = \sum_{s \in y.\beta} d(s, y) + \sum_{t \notin y.\beta} d(t, y)$ and similarly $\delta(z) = \sum_{s \in y.\beta} d(s, z) + \sum_{t \notin y.\beta} d(t, z)$. Let $k = d(y, z)$, $k \geq 2$. $\sum_{s \in y.\beta} d(s, y) < \sum_{s \in y.\beta} d(s, z) + k \cdot \tau(y)$. $\sum_{t \notin y.\beta} d(t, y) < \sum_{t \in y.\beta} d(t, z) - k \cdot |t \notin y.\beta|$. So, provided $\sum_{x \in y.\beta, x \neq y} \tau(x) = |t \notin y.\beta| > \tau(y)$, we have $\delta(y) \leq \delta(z)$. \square

Proposition 7. Let \mathcal{I} be an irreducible spine of a network \mathcal{N} with centers C_C and C_B .

If for all $y \in \mathcal{I}$, $\sum_{x \in \mathcal{I}, x \neq y} \tau(x) \geq \tau(y)$ and $\sum_{x \in \mathcal{I}, x \in y.\eta} \tau(x) \geq \tau(y)$ then there exist $x_i \in \mathcal{I}$ and $y_j \in \mathcal{I}$ such that $x_i \cap C_C$ and $y_j \cap C_B \neq \emptyset$.

Moreover, $C_C \subseteq \cup_i (x_i.\eta)$ and $C_B \subseteq \cup_j (y_j.\eta)$.

Proof. We compare $y \in \mathcal{I}$ with any $z \in y.\beta$. The first assertion is just a corollary of propositions 5, where $z \in y.\eta$, and 6, where $z \notin y.\eta$.

The second assertion follows because the inequalities of Proposition 6 are all strict. \square

The conditions of Proposition 7 (and Proposition 6) are sufficient to eliminate pathological situations such as Figure 4; but are by no means necessary. In practice, one really only needs that \mathcal{I} be sufficiently large, and that its subsumed sub-graphs not be too unbalanced.

3.2 Estimation of Other Network Properties

The performance of many important network analysis programs is of order $O(n^k)$, where $k > 1$. They execute much faster on a small network such as the irreducible spine rather than the network itself. Using \mathcal{I} one can often approximate the value with considerable accuracy. We illustrate by calculating the diameter using Figure 3. Recall that the **diameter** of a network is the maximal shortest path between any two points. In [4], the cost to find a diameter using the Floyd-Warshall algorithm is $O(n^3)$. This can be reduced to $O(n^2 \log n)$ by Johnson's algorithm, but we know of no better exact solutions. In Figure 3 we can do this by hand.⁵

Readily, node 65, in the lower right hand corner is an extreme node. Expanding out by shortest paths, one finds that node 6 on the left edge is at distance 13, that is $d(6, 65) = 13$, and this is maximal *in this irreducible spine*. The center of this subgraph will be nodes at distance 6 or 7 from both extremes. These are nodes 35, 48 and 51, which are necessarily connected in \mathcal{I} . Using Proposition 7 we can assume that at least one of these is in the actual center of \mathcal{N} , and that C_C is contained in its neighborhood.

We continue our estimation of the diameter by considering the subsumed portions of the network. What is the nature of the suppressed portions of the network?

Let $y \in \mathcal{I}$, $y.\beta$ is a chordal subgraph, where a subgraph is said to be **chordal** if it has no chordless cycles of length ≥ 4 . Chordal graphs are mathematically quite interesting and have been well studied [2,10,13]. Succinctly, they can be regarded as tree-like assemblages of complete graphs; they can be generated by a simple context-free graph-grammar. In effect, they are pendant tree-like structures that are attached to the irreducible spine, \mathcal{I} , at one (or two adjacent) nodes. Thus β is a set-valued operator that associates a pendant tree of complete graphs with y .

Readily, the diameter, $diam_n$ of a chordal graph on n points satisfies $1 \leq diam_n \leq n - 1$, with the lower bound occurring if $\{y\}.\beta = K_n$, and upper bound when $\{y\}.\beta$ is linear. In lieu of a better expectation, we will estimate the diameter of a pendant chordal graph $\{y\}.\beta$ of n nodes to be $n/2$. (A much better expectation could be made if both the number of nodes, and number of edges, were recorded in the reduction process, ω . This would not be hard.)

With this expected value, we can estimate the length of a maximal shortest path (u, v) in \mathcal{N} *through* nodes 6 and 65 to be $d(u, 6) + d(6, 65) + d(65, v)$ or $4/2 = 2 + 13 + 5 = 10/2$, or $d(u, v) = 20$, where $u \in \{6\}.\beta$ and $v \in \{65\}.\beta$.

However, this (u, v) path does not appear to actually be the longest path (*i.e.* diameter). For the adjacent node 7, $\{7\}.\beta = 15$. So for $u \in \{7\}.\beta$ we estimate $d(u, v)$ to be $7.5 + 12 + 5 = 24.5$. And for node 25, $\{25\}.\beta = 41$, so for $u \in \{25\}.\beta$ we would have $diam(\mathcal{N}) \approx d(u, v) = 20.5 + 10 + 5 = 35.5$, which seems to be maximal. It would be interesting to know what the actual diameter of the original 379 node collaboration graph is.

A similar process can be used to count triangles in the network [17].

⁵ This ability is an artifact of this graph structure and not generally feasible.

3.3 Network Signatures

If we count the cycles in the reduced Newman collaboration graph of Figure 3, we get the following enumeration. This distribution of chordless cycle lengths may serve as a kind of spectral analysis, or

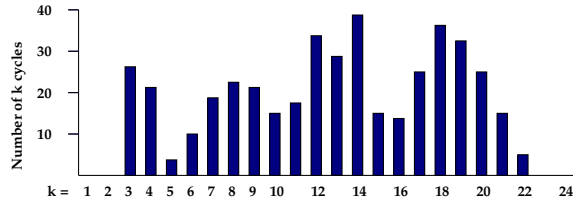


Fig. 6. Distribution of k -cycles in Figure 3.

“signature” of the network. Much more research is needed to determine the value of these signatures for discriminating between networks. For example, at SocInfo 2012 in Lausanne, Switzerland, it was suggested that $CC = \sum_k k \times n_k / |n|$, where n_k is the number of k cycles, might serve as a measure of connective complexity.

As we see, there are still 26 triangles in this reduction; such graphs are not “triangle-free”. However, it is the 5 chordless cycles of maximum length that are of most interest. We might call them “major cycles”. One of them is: $\langle 4, 5, 6, 7, 8, 9, 10, 11, 12, 13, 14, 41, 51, 49, 36, 37, 38, 39, 28, 29, 26, 21, 4 \rangle$. This one has been emboldened in Figure 7 where we emphasize this 22-cycle of

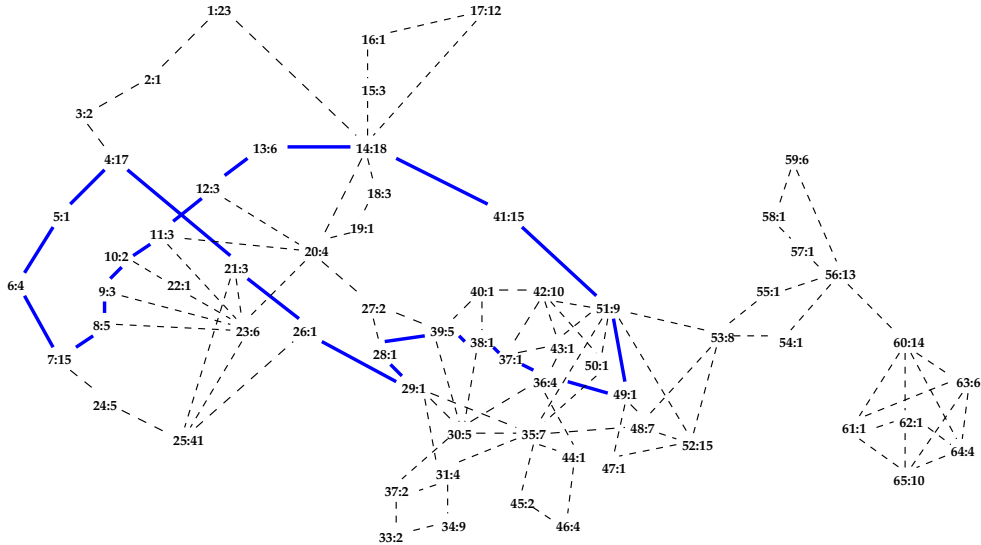


Fig. 7. A maximal chordless cycle in the reduced Newman graph of Figure 3.

maximal length, while suppressing other aspects of this network.

The reduction process, ω , retains only nodes on, or between, chordless k -cycles, $k \geq 4$ (Proposition 4). It eliminates the “chordal” subgraphs of \mathcal{N} . It can be argued that by removing the chordal portions of a network \mathcal{N} , ω is only deleting well understood sub-sections that can be reasonably well simulated and “re-attached” to the irreducible spine. Just retaining the size of these subsumed sub-graphs permits calculation of certain global attributes, such as diameter and centrality, as described earlier.

Looking at Figure 7 we see a similar process taking place. The entire subgraph consisting of nodes $\{54, 55, \dots, 65\}$ is another pendant portion which will be ignored if one concentrates solely on the longest k -cycles. The edge/connection $(56, 60) \in E$ is retained, solely because it connects the two 4-cycles among nodes $\{60, \dots, 65\}$ to the main body, as described in Proposition 4.

The 22-cycle shown in Figure 7 is only one of five longest chordless cycles; a second is shown in Figure 8. As can be seen, it involves other paths.

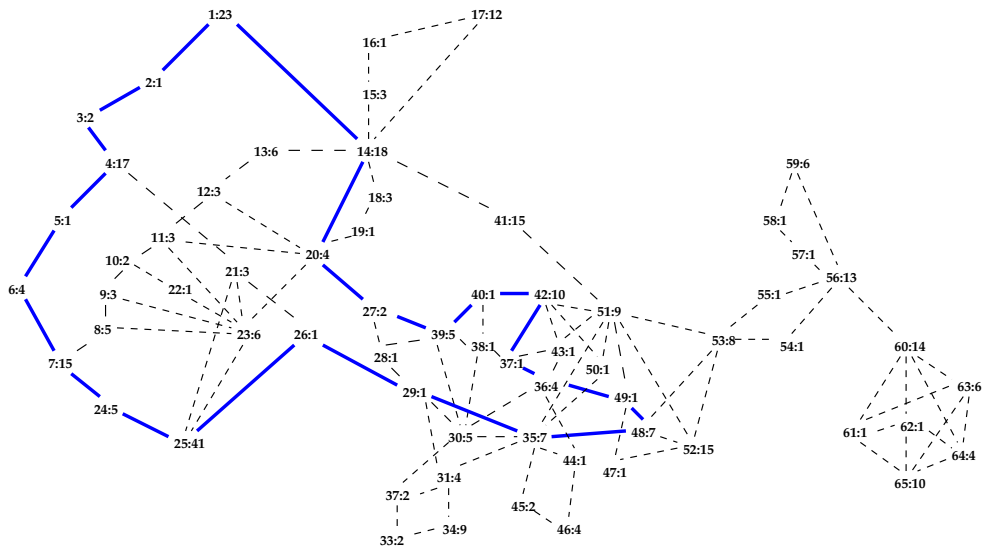


Fig. 8. Another maximal chordless cycle in the reduced Newman graph of Figure 3.

If the five longest k -cycles are intersected, we discover that 10 nodes occur in all. They are $\{4, 5, 6, 7, 14, 26, 29, 36, 39, 49\}$. And, four connections appear in all longest cycles, they are $\{(4, 5), (5, 6), (6, 7), (26, 29)\}$. The implications of this requires further study.

4 Summary

One should have many tools on hand to understand the nature of large graphs, or networks. In this paper we have presented one that is rather unusual, yet also rather powerful. Even so, it must be observed that the reduction, ω , of graphs will always be of mixed value. Some graphs, for example chordal graphs, will reduce to a single node. This in itself conveys considerable information, but in

this case other kinds of analysis are clearly more appropriate. Nevertheless, for many of the kinds of networks one encounters in real situations, reducing the network to its irreducible spine is a quick, easy first step.

Because the irreducible spine, \mathcal{I} , is effectively unique, further analysis of it is a valid way of getting information about the original network. It is a “reliable” surrogate. It preserves connectivity and path centrality concepts. Consequently, this kind of analysis with respect to closed sets can provide valuable insights into the nature, and the structure, of the network.

We believe that by counting edges as well as nodes in the subsumed chordal portions we can get much tighter bounds on the diameters and triangle counts in these subgraphs, and thus in the entire network. This, and further exploration of the idea of connective complexity are some of future research projects arising from this work.

References

1. Charu C. Aggarwal and Haixun Wang. On Dimensionality Reduction of Massive Graphs for Indexing and Retrieval. In Serge Abiteboul, Klemens Böhem, Christof Koch, and Kian-Lee Tan, editors, *IEEE, 27th Intern. Conf. on Data Engineering (ICDE)*, pages 1091–1102, Hanover Germany, 2011.
2. Geir Agnarsson and Raymond Greenlaw. *Graph Theory: Modeling, Applications and Algorithms*. Prentice Hall, Upper Saddle River, NJ, 2007.
3. Ulrik Brandes. A Faster Algorithm for Betweenness Centrality. *J. Mathematical Sociology*, 25(2):163–177, 2001.
4. Thomas H. Cormen, Charles E. Leiserson, and Ronald L. Rivest. *Introduction to Algorithms*. MIT Press, Cambridge, MA, 1996.
5. Linton C. Freeman. Centrality in Social Networks, Conceptual Clarification. *Social Networks*, 1:215–239, 1978/79.
6. Linton C. Freeman. Visualizing Social Networks. *J. of Social Structure*, 1(1):1–19, 2000.
7. Anna C. Gilbert and Kirill Levchenko. Compressing Network Graphs. In *Proc. LinkKDD’04*, Seattle, WA, Aug. 2004.
8. Mark S. Granovetter. The Strength of Weak Ties. *Amer. J. of Sociology*, 78(6):1360–1380, 1973.
9. Frank Harary. *Graph Theory*. Addison-Wesley, 1969.
10. Michael S. Jacobson and Ken Peters. Chordal graphs and upper irredundance, upper domination and independence. *Discrete Mathematics*, 86(1-3):59–69, Dec. 1990.
11. Jure Leskovec and Christos Faloutsos. Sampling from Large Graphs. In *12th Intern. Conf. on Knowledge Discovery and Data Mining, KDD’06*, pages 631–636, Philadelphia, PA, 2006.
12. Min Chin Lin, Francisco J. Soullignac, and Jayme L. Szwarcfiter. Arboricity, h -Index, and Dynamic Algorithms. *arXiv:1005.2211v1*, pages 1–19, May 2010.
13. Terry A. McKee. How Chordal Graphs Work. *Bulletin of the ICA*, 9:27–39, 1993.
14. Mark. E. J. Newman. Finding community structure in networks using the eigenvectors of matrices. *Phys.Rev.E*, 74(036104):1–22, July 2006.
15. John L. Pfaltz. Mathematical Continuity in Dynamic Social Networks. In Anwitaman Datta, Stuart Shulman, Baihua Zheng, Shoude Lin, Aixun Sun, and Ee-Peng Lim, editors, *Third International Conf. on Social Informatics, SocInfo2011*, volume LNCS # 6984, pages 36–50, 2011.
16. John L. Pfaltz. Finding the Mule in the Network. In Reda Alhajj and Bob Werner, editors, *Intern. Conf on Advances in Social Network Analysis and Mining, ASONAM 2012*, pages 667–672, Istanbul, Turkey, August 2012.
17. Charalampos E. Tsourakakis, Petros Drineas, Eirinaios Michelakis, Ioannis Koutis, and Christos Faloutsos. Spectral counting of triangles via element-wise sparsification and triangle-based link recommendation. *Soc. Network Analysis and Mining*, 1(2):75–81, Apr. 2011.