

## On the redshift of the gamma-ray blazar PKS 0447-439: Optical spectroscopy using Gemini observations with high S/N ratio

A.C. ROVERO<sup>1</sup>, C. DONZELLI<sup>2,3</sup>, H. MURIEL<sup>2,3</sup>, A. CILLIS<sup>1</sup>, A. PICHEL<sup>1</sup>

<sup>1</sup> *Instituto de Astronomía y Física del Espacio (CONICET-UBA), Buenos Aires, Argentina*

<sup>2</sup> *Instituto de Investigaciones en Astronomía Teórica y Experimental (CONICET), Córdoba, Argentina*

<sup>3</sup> *Observatorio Astronómico de Córdoba, Córdoba, Argentina*

rovero@iafe.uba.ar; charly@oac.uncor.edu

**Abstract:** The BL-Lac blazar PKS 0447-439 was detected at very high energy gamma-rays by HESS following the discovery by Fermi-LAT. The lack of both emission and absorption lines in BL-Lacs make the estimation of their redshifts very difficult. Modeling the drop in gamma-ray spectra it was possible to have an estimation of redshift for PKS 0447-439 of  $z \sim 0.2$ , which is compatible with the value  $z=0.205$  reported by the identification of Ca II absorption lines in optical spectra. By the identification of a weak line of Mg II using spectra with average signal-to-noise  $S/N \sim 80$ , it has been recently reported a lower limit for the redshift of this blazar of  $z \leq 1.246$ . Triggered by this controversy, we have proposed new optical observations with the Gemini South telescope to perform further spectroscopic analysis with very high S/N ratio ( $\sim 200-500$ ). In this work we present a new optical spectrum of PKS 0447-439, and report on the analysis and results of such observations. Even with this significantly high quality signal we were not able to identify any spectral features to allow an estimation of the redshift. In agreement with other recent studies, we identify the Mg II line reported previously as originated in the Earth's atmosphere, and conclude the lower limit of the redshift is incorrect. More interestingly, we could not identify the Ca II absorption lines used to report a redshift of 0.205.

**Keywords:** gamma-ray blazars, optical spectroscopy, BL-Lac objects, redshift.

### 1 Introduction

Gamma-ray radiation in the range of very-high-energy (VHE;  $E > 100$  GeV) is strongly attenuated by the photon-photon interaction with the extragalactic background light (EBL) and the cosmic microwave background (CMB). As a consequence, all discovered VHE sources are relatively close ( $z < 0.6$ ). The most popular extragalactic objects in VHE catalogs are blazars, mostly BL-Lacertae (BL-Lac). The lack of both emission and absorption lines in BL-Lacs make the estimation of their redshifts very difficult. An alternative method is to model the drop in the spectral index from high-energy (HE;  $E > 100$  MeV) to VHE due to the photon-photon interaction, for which both the spectrum at HE and VHE have to be known and a distribution of the low energy photon field has to be assumed.

The BL-Lac blazar PKS 0447-439 is one of the brightest HE sources first detected by Fermi-LAT [1]. It was also detected at VHE by H.E.S.S. with a very soft derived spectrum (photon index 4.3) and no indication of break or curvature [2]. Modeling the drop in the spectral index from HE to VHE, and assuming an EBL density [3], it was possible to derive an estimation of redshift for PKS 0447-439 to be  $z \sim 0.2$  [4], which is compatible with the upper limit  $z < 0.53$  obtained by a similar procedure [2]. These results are in agreement with the spectroscopic value  $z=0.205$  reported in 1998 using data taken with the CTIO 4 m telescope, in which the identification of weak Ca II absorption lines was claimed [5]. A lower limit of  $z > 0.176$  for the redshift of PKS 0447-439 was also estimated from the optical V magnitude [6].

Recently, a significantly higher lower limit of  $z > 1.246$  for the redshift of PKS 0447-439 was announced [7]. This spectroscopic redshift is based in the identification of the

line Mg II  $\lambda 2800$  doublet in absorption using two spectra from the CTIO 4 m and ESO-NTT 3.6 m telescopes, with average  $S/N \sim 80$ . A high redshift like this for a VHE source would imply either that the relevant absorption processes of gamma-rays are not well understood or that the EBL is dramatically different from what is believed today. An alternative non exotic explanation for this high redshift was proposed [8], arguing that the distant TeV blazar emission could be compatible with secondary photons produced by energetic protons from the blazar jet propagating over cosmological distances almost rectilinear.

While this controversy was rising, a spectrum taken in December 2011 with the X-Shooter on the VLT was presented in July, 2012 [9]. Also, a new MagE/Magellan spectrum of PKS 0447-439 with  $S/N \sim 50-150$  from observations taken on July 12, 2012, was presented [10]. They both confirmed the presence of the absorption line at  $6280 \text{ \AA}$ , which could result in a high redshift value if identified as Mg II  $\lambda 2796.82$ . However, they associated this line with a known telluric absorption line, invalidating the claim that this is a very distant blazar. No other spectral features were detected so, in neither of these publications a redshift for PKS 0447-439 was established.

At the same time, we submitted a proposal in April, 2012, for the observation of this blazar with the Gemini South telescope in Chile. In this work we report the analysis and the results of such observations taken on November 21, 2012. We present a new spectrum of PKS 0447-439 from the data acquired with the GMOS-S spectrometer with a significantly higher signal-to-noise ratio, as well as the results of the search for lines previously reported for this blazar.

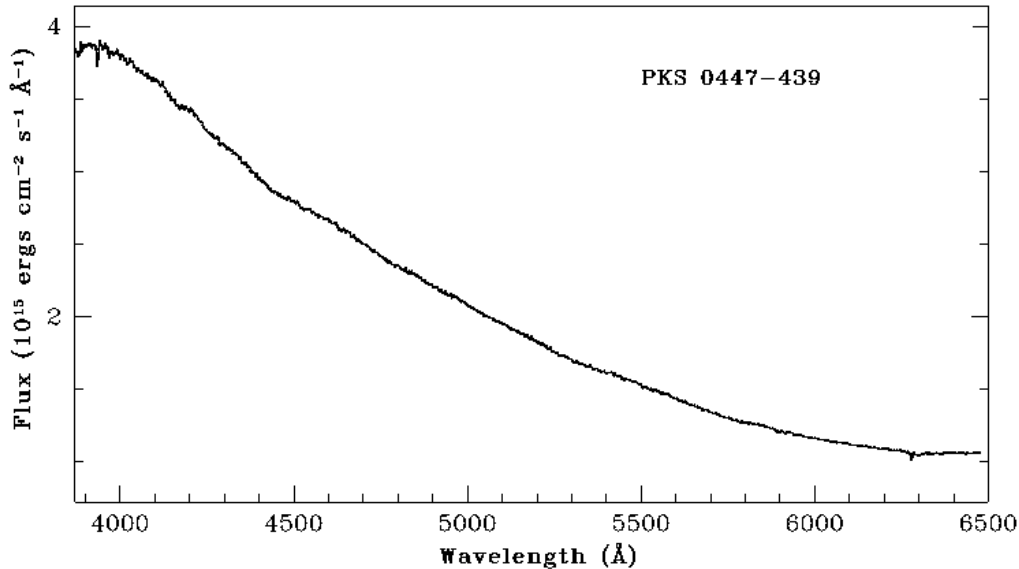


Fig. 1: Observed spectrum of PKS 0447-439

## 2 Observations and Data Reduction

Spectra for PKS 0447-439 and twenty one other objects around it were obtained with the Gemini Multi-Object Spectrograph (GMOS), program GS-2012B-Q25 (PI A.C. Rovero). A multislit mask was created for this purpose using a pre-image provided by Gemini. We placed one field centered on PKS 0447-439, covering a region of  $5 \times 5$  arcmin<sup>2</sup>, and selected other extragalactic objects in the field to characterize the PK 0447-439 environment and to search for other possible associations with the gamma-ray source. These objects will be analyzed in a forthcoming paper.

The spectroscopic data was acquired in queue mode on November 21, 2012, using the multislit mask. The grating in use was the B600±G5323 that has a ruling density of 600 lines/mm. Three exposures of 900 s each through a 1.0'' slit were obtained with the central wavelengths of 497 nm, 502 nm, and 507 nm. Science targets have thus a total exposure time of 0.75 hours. Observations were taken at airmass 1.25 with a seeing of 0.9''. Flatfields, spectra of the standard star *LTT 7987*, and the copper-argon *CuAr* lamp were also acquired to perform flux calibration. A binning of  $2 \times 2$  was used, yielding a scale of 0.1456 arcseconds per pixel and a theoretical dispersion of  $\sim 0.9$  Å per pixel.

All science and calibration files were retrieved from the Gemini Science Archive hosted by the Canadian Astronomy Data Center. The data reduction described below was carried out with the Gemini IRAF package. Flatfields were derived with the task *GSFLAT* and the flatfield exposures. Spectra were reduced using *GSREDUCE*, which does a standard data reduction, i.e. it performs bias, overscan, and cosmic rays removal as well as the flatfielding derived with *GSFLAT*. GMOS-South detectors are read with three amplifiers and generate files with three extensions. The task *GMOSAIC* was used to generate data files with a single extension. The sky level was removed interactively using the task *GSKY-SUB* and the spectra were extracted using *GSEXTRACT*.

Flux calibration was performed using the spectra of the standard star *LTT 7987*, acquired with an identical instrument configuration. Spectra of *CuAr* lamps were obtained immediately after the observation of science targets and were used to achieve wavelength calibration using the task

*GSWAVELENGTH*. The sensitivity function of the instrument was derived using *GSSTANDARD* and the reference file for *LTT 7987* was provided by the Gemini observatory. Science spectra were flux calibrated with *GSCALIBRATE* which uses the sensitivity function derived by *GSSTANDARD*.

The redshift of targets in the field were calculated using the IRAF task *FXCOR* that computes radial velocities by deriving the Fourier cross correlation between two spectra. As a reference spectrum we use data of the Galactic globular cluster BH 176 taken in the same GMOS configuration during a previous Gemini run [11].

## 3 Results

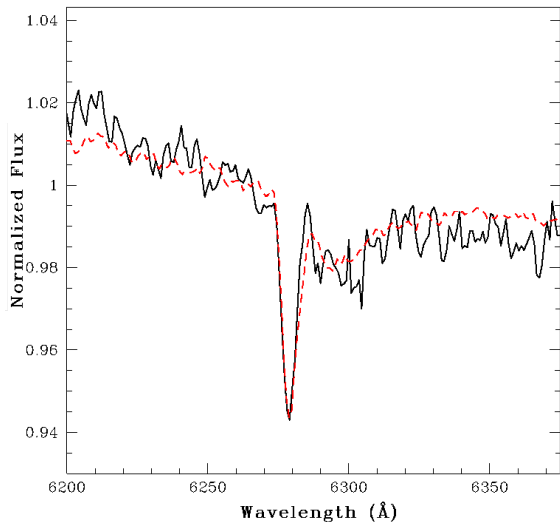
Figure 1 shows the observed spectrum of PKS 0447-439 after data reduction and calibration. The spectrum covers the range 3870-6475 Å, in which we have determined a signal to noise ratio for the continuum ranging from 200 at 4000 Å to 500 at 6000 Å.

### 3.1 spectral lines

In the observed spectrum of PKS 0447-439 we clearly see the Galactic Na I absorption lines at 5891.6 Å, 5894.1 Å, and 5897.6 Å, and the Galactic Ca II H+K absorption lines at 3934.7 Å and 3969.6 Å.

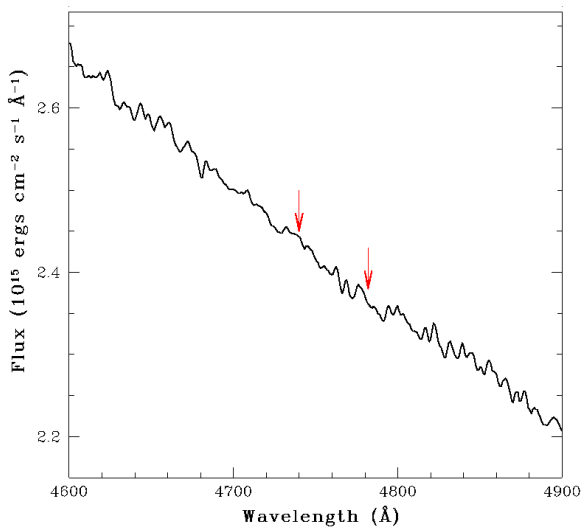
We have also identified in the spectrum of PKS 0447-439 the absorption line at 6279 Å, which led to the controversy referred to above. This line is also present in the standard star spectrum and in some of the other spectra observed in our program, which we interpret as originating in the Earth's atmosphere, in agreement with other recent conclusion [9] [10]. Figure 2 shows the perfect matching of the 6279 Å absorption line from both PKS 0447-439 and the standard star spectra, after flux normalization.

Finally, we have searched the spectrum of PKS 0447-439 in the region where the Ca II H+K absorption lines were identified at  $z=0.205$  [5]. Figure 3 shows the region from 4600 Å to 4900 Å, with arrows at the position where



**Fig. 2:** Absorption line at 6279 Å for both PKS 0447-439 (solid line) and the standard star (dashed line), after flux normalization.

the lines would be expected for this redshift. We do not see these lines at a signal to noise ratio  $S/N \sim 250$ .



**Fig. 3:** Region of the spectrum of PKS 0447-439 where the Ca II H+K absorption lines were identified at  $z=0.205$  by Perlman et al. [5]. The arrows indicate the position where the lines would be expected.

### 3.2 Redshift determination

Within the range of wavelength covered by the new optical spectrum for PKS 0447-439 we have not identified any spectral line from any chemical element other than those interpreted as either Galactic or terrestrial. Alternatively, we checked visually possible evidences of the presence of ten absorption and six known emission lines with rest frame wavelengths in the range 2800 Å to 6800 Å. This was done in the redshift range  $z=0.0-1.5$ . No significant or marginal evidence of coincidences between these commonly observed lines and the spectra of PKS 0447-439 was found. Consequently, no spectroscopic estimation for the redshift of this blazar could be determined in this work.

## 4 Summary

We observed the VHE blazar PKS 0447-439 with the Gemini South telescope on November 21, 2012, and performed spectroscopic analysis with very high signal to noise ratio ( $S/N$  200 at 4000 Å to 500 at 6000 Å). Even with this high value of  $S/N$  we were not able to identify any spectral features to allow an estimation of the redshift. Only Galactic and telluric spectral lines were identified. We also detected the absorption line at 6279 Å that was identified by Landt [7] as Mg II  $\lambda$ 2800 doublet on which the report of a high redshift was based. However, we have also observed this line in the spectrum of the standard star and concluded that this feature is originated in the Earth's atmosphere. More interestingly, despite the high  $S/N$  of our observation we could not identify the Ca II absorption lines used by Perlman et al. [5] to report a redshift of 0.205.

**Acknowledgment:** This work is based on observations obtained at the Gemini Observatory, which is operated by the Association of Universities for Research in Astronomy, Inc., under a cooperative agreement with the NSF on behalf of the Gemini partnership: the National Science Foundation (United States), the National Research Council (Canada), CONICYT (Chile), the Australian Research Council (Australia), Ministério da Ciência, Tecnologia e Inovação (Brazil) and Ministerio de Ciencia, Tecnología e Innovación Productiva (Argentina). The following authors are members of "Carrera del Investigador Científico" of CONICET: ACR, CD, HM and AC.

## References

- [1] A.A. Abdo, et al., *ApJ* 700 (2009) 597.
- [2] A. Zech, et al., *Proceedings of the TEXAS Symposium* (2011) arXiv1105.0840.
- [3] A. Franceschini, G. Rodighiero and M. Vaccari, *A&A* 487 (2008) 837-852.
- [4] E. Prandini, G. Bonnoli and F. Tavecchio, *A&A* 543 (2012) A111.
- [5] E.S. Perlman, et al., *AJ* 115 (1998) 1253.
- [6] H. Landt and H.E. Bignall, *MNRAS* 391 (2008) 967-985.
- [7] H. Landt, *MNRAS* 423 (2012) L84.
- [8] F. Aharonian, W. Essey, A. Kusenko and A. Prosekin, *PhRvD* 87 (2013) 063002.
- [9] S. Pita et al., *AIP Conf. Proc.* 1505 (2012) 566.
- [10] M. Fumagalli, et al. (Research Note), *A&A* 545 (2012) A68.
- [11] E. Davoust, et al., *A&A* 528 (2011) A70.