

Rigid isotopy classification of real degree 4 planar rational curves with only real nodes (An elementary approach)

Shane D’Mello

November 6, 2021

Abstract

We prove an elementary method to classify, up to rigid isotopy, all nodal degree 4 real rational curves in \mathbb{RP}^2 that have only real double points. We show how to associate a chord diagram to a nodal real degree 4 planar rational curve and prove that such curves are defined up to rigid isotopy by their chord diagrams.

1 Introduction

All kinds of topological classification problems on real algebraic plane projective curves of degree 4 have been solved, see D.A. Gudkov’s survey paper [1]. However, the complexity of the results and just the number of inequivalent curves (117 types of irreducible curves), is a motivation to look for parts of the classification that can help in understanding the entire picture.

Algebraic curves that have only the simplest singularities, i.e. non-degenerate double points, are called *nodal curves*. Rational real nodal curves occupy a very special place in the space of all irreducible real algebraic plane projective curves of degree 4: nodal curves of higher genus can be obtained from them by small perturbations, and curves with more complicated singularities can be obtained from nodal curves by degenerations. Both perturbations and degenerations for the curves under consideration are easy to see, although the complete list of the results is huge.

Topological classifications of nodal rational real algebraic plane projective curves of degree 4 were known, but the result was formulated as just a list of pictures.

The results of this paper provide a key to understanding the list. We prove that the rigid isotopy type of a nodal rational real plane projective curve with only real nodes is determined by the chord diagram which describes the double points and that every chord diagram with at most 3 chords is realized by such curve. This gives a new elementary proof for the rigid isotopy classification. It

is straightforward to extend this classification to *all* real nodal rational degree 4 curves, but the details of this extension will be added in a forthcoming version of this paper.

1.1 Plane projective rational curves

A plane projective curve C is called a rational curve if it can be presented as the image of a regular map of the projective line. Such a map θ is defined by formulae

$$[s : t] \mapsto [p_0(s, t) : p_1(s, t) : p_2(s, t)] \quad (1)$$

where p_0, p_1 , and p_2 are homogeneous polynomials of the same degree d with no common root. In this paper we study such curves of degree $d = 4$ defined over the field \mathbb{R} of real numbers.

The set of real points of C is denoted by $\mathbb{R}C$ and the set of complex points of C by $\mathbb{C}C$. These sets are the images of maps $\mathbb{R}\theta : \mathbb{R}P^1 \rightarrow \mathbb{R}C \subset \mathbb{R}P^2$ and $\mathbb{C}\theta : \mathbb{C}P^1 \rightarrow \mathbb{C}C \subset \mathbb{C}P^2$ defined by (1).

1.2 Real nodes

If the preimage $\mathbb{C}\theta^{-1}(x) \subset \mathbb{C}P^1$ of a point $x \in \mathbb{C}C$ consists of two points and the corresponding branches of $\mathbb{C}C$ are transversal, then that point is called a *node*.

A real node $x \in \mathbb{R}C$ is said to be *non-solitary* if $\mathbb{C}\theta^{-1}(x) \subset \mathbb{C}P^1$ consists of two real points. Then x is an intersection point of two branches of $\mathbb{R}C$ transversal to each other in $\mathbb{R}P^2$.

A real node $x \in \mathbb{R}C$ is said to be *solitary* if $\mathbb{C}\theta^{-1}(x) \subset \mathbb{C}P^1$ consists of two imaginary points. Then x is an intersection point of two complex conjugate branches of $\mathbb{C}C$ transversal to each other in $\mathbb{C}P^2$, but as a point of $\mathbb{R}C$ this point is isolated.

A generic rational complex plane projective curve of degree d has only nodes as singularities and they are $\frac{(d-1)(d-2)}{2}$ in number. Then its parametrizations $\mathbb{R}\theta$ and $\mathbb{C}\theta$ are generic immersions of the circle $\mathbb{R}P^1$ to $\mathbb{R}P^2$ and of the 2-sphere $\mathbb{C}P^1$ to $\mathbb{C}P^2$, respectively.

In particular, a generic rational complex plane projective curve of degree 4 has 3 nodes. We will consider those degree 4 real rational plane projective curves whose nodes are all real. Each of them may be solitary or non-solitary.

1.3 Chord diagrams

For a generic rational real plane projective curve C , the position of real non-solitary nodes on $\mathbb{R}C$ can be encoded into a graph formed by a circle and a few chords. The circle is a copy of $\mathbb{R}P^1$ parametrizing C and each chord represents a non-solitary real node of C connecting the corresponding pair of points on the circle. The whole graph is called the *real chord diagram* of C .

In the presence of imaginary nodes, one can enlarge the real chord diagram by incorporating information about the imaginary nodes. The circle is extended to a 2-sphere in which the original circle is the equator, a real solitary node corresponds to a chord with end-points symmetric with respect to the equatorial plane, an imaginary node corresponds to a chord connecting non-symmetric points that do not belong the equator. However, as the curve is real, the set of all end-points of all the chords is invariant under the symmetry in the equatorial plane. A chord with non-symmetric end-points can be of one of two types: it connects either points of the same hemi-sphere or of the different hemi-spheres. However, in this version of the paper we will restrict our attention to only those extended chord diagrams whose chords connect symmetric end points i.e. chord diagrams that correspond to curves with only real nodes.

A *rigid isotopy* of a generic real plane projective curve is a continuous one-parameter deformation C_t with $t \in [0, 1]$ consisting of generic real plane projective curves of the same degree. Rigid isotopy is an equivalence relation. A real chord diagram is preserved under a rigid isotopy.

There are two major problems related to using chord diagrams as rigid isotopy invariants. Firstly, it is not known which chord diagrams are realizable by curves of degree d . Secondly, it is not true that two generic real plane projective curves that have the same chord diagram are rigid isotopic.

Below we solve both problems for curves of degree 4.

1.4 The main result

Any real chord diagram with at most 3 chords is realizable by a nodal rational real plane projective curve of degree 4. Two nodal rational real plane projective curves of degree 4 with only real nodes are rigidly isotopic if and only if they have the same real chord diagram.

Proof. Realize a given chord diagram with at most three chords, on the projective line \mathbb{RP}^1 . If the number of chords in it is less than three, then complete it by chords connecting complex conjugate points on the sphere \mathbb{CP}^1 . Let the pairs of end points of the chords be $[\alpha_i : \beta_i]$ and $[\gamma_i : \delta_i]$ for $i = 0, 1, 2$. Then the polynomials

$$\begin{aligned} p_0(s, t) &= ((\beta_1 s - \alpha_1 t)(\delta_1 s - \gamma_1 t)(\beta_2 s - \alpha_2 t)(\delta_2 s - \gamma_2 t)) \\ p_1(s, t) &= ((\beta_0 s - \alpha_0 t)(\delta_0 s - \gamma_0 t)(\beta_2 s - \alpha_2 t)(\delta_2 s - \gamma_2 t)) \\ p_2(s, t) &= ((\beta_0 s - \alpha_0 t)(\delta_0 s - \gamma_0 t)(\beta_1 s - \alpha_1 t)(\delta_1 s - \gamma_1 t)) \end{aligned} \quad (2)$$

define a parametrization of a generic real plane projective curve of degree 4 with the nodes at the points $z_0 = [1 : 0 : 0]$, $z_1 = [0 : 1 : 0]$, and $z_2 = [0 : 0 : 1]$ and the prescribed chord diagram. So any chord diagram is realizable as the chord diagram corresponding to rational curve of degree 4.

We now show that chord diagrams are a strong rigid isotopy invariant for curves of degree 4. Let C be a generic real plane projective curve with three real nodes. The nodes cannot be co-linear, because then a line containing them

would have an intersection number with C of at least 6, which would contradict Bezout's theorem. Therefore, there is a projective transformation that can transform the curve so that the nodes of C are the points $z_0 = [1 : 0 : 0]$, $z_1 = [0 : 1 : 0]$, and $z_2 = [0 : 0 : 1]$.

Let $[\alpha_i : \beta_i]$ and $[\gamma_i : \delta_i]$ be in the preimage of z_i . Let q_i be the quadratic polynomials defined by

$$\begin{aligned} q_0(s, t) &= (\beta_0 s - \alpha_0 t)(\delta_0 s - \gamma_0 t) \\ q_1(s, t) &= (\beta_1 s - \alpha_1 t)(\delta_1 s - \gamma_1 t) \\ q_2(s, t) &= (\beta_2 s - \alpha_2 t)(\delta_2 s - \gamma_2 t) \end{aligned} \tag{3}$$

If the points $[\alpha_i : \beta_i]$ and $[\gamma_i : \delta_i]$ are imaginary then they must occur in conjugate pairs, so each q_i is a real polynomial.

The main observation is that when we consider θ explicitly as $[p_0 : p_1 : p_2]$, where p_i are homogeneous polynomials of degree 4, then the fact that $[1 : 0 : 0]$ is a node means that q_0 divides p_1 and p_2 . Similarly, q_1 divides p_0 and p_2 , and q_2 divides p_0 and p_1 . This proves that $p_0 = c_0 q_1 q_2$, $p_1 = c_1 q_0 q_2$, and $p_2 = c_2 q_0 q_1$ where each q_i is quadratic polynomials and each c_i is a constant, which can all be made 1 by a projective transformation.

Therefore, by a projective transformation, the curve has been transformed to one whose parametrization has coordinates p_0, p_1 , and p_2 such that $p_0 = q_1 q_2$, $p_1 = q_0 q_2$, and $p_2 = q_0 q_1$, where each q_i is determined by the preimages of the nodes as described above. This is defined explicitly by equations 2, where the pair $\{[\alpha_i : \beta_i], [\gamma_i : \delta_i]\}$ is the preimage of each node z_i . This new curve is projectively equivalent to the original curve. What we have proved is that *there is a unique generic degree 4 rational parametrization (up to projective transformations) with the given nodes and their preimages*. Therefore, to show that two curves are isotopic, we only need to keep a track of their nodes and the pre-images of their nodes.

Consider two curves C_1 and C_2 with the same chord diagram. They therefore have the same number of solitary nodes. Denote their explicit parametrizations by $[p_0^1 : p_1^1 : p_2^1]$ and $[p_0^2 : p_1^2 : p_2^2]$ respectively. Use a projective transformation to transform each of the curves in such a way that their nodes are sent to $[1 : 0 : 0]$, $[0 : 1 : 0]$, and $[0 : 0 : 1]$, and the solitary nodes of both curves are sent to the same points. By what we have discussed above, their resulting coordinates are of the form $[q_1^i q_2^i : q_0^i q_2^i : q_0^i q_1^i]$ for $i = 1, 2$, where

$$\begin{aligned} q_0^i(s, t) &= (\beta_0^i s - \alpha_0^i t)(\delta_0^i s - \gamma_0^i t) \\ q_1^i(s, t) &= (\beta_1^i s - \alpha_1^i t)(\delta_1^i s - \gamma_1^i t) \\ q_2^i(s, t) &= (\beta_2^i s - \alpha_2^i t)(\delta_2^i s - \gamma_2^i t) \end{aligned} \tag{4}$$

A path $[\alpha_i^t : \beta_i^t]$ between $[\alpha_i^1 : \beta_i^1]$ and $[\alpha_i^2 : \beta_i^2]$ will result in a rigid isotopy as long as the $[\alpha_i^t : \beta_i^t]$ does not coincide with any other roots of any q_i^j . No two of the polynomials q_i^j , for each $j = 1, 2$, can share a root, otherwise all the coordinates will vanish on that point and the curve would not be well defined.

No other singularity can be formed in the process because a generic planar rational curve of degree 4 can have only three nodes.

Now we will show that since the chord diagrams are the same, we can find a path between the roots of corresponding q_i^j . Suppose $[\alpha_i^1 : \beta_i^1]$ is imaginary, then so will $[\alpha_i^2 : \beta_i^2]$. Their conjugates would then be $[\delta_i^1 : \gamma_i^1]$ and $[\delta_i^2 : \gamma_i^2]$ respectively. It is always possible to find a path in $\mathbb{CP}^1 \setminus \mathbb{RP}^1$ between $[\alpha_i^1 : \beta_i^1]$ and $[\alpha_i^2 : \beta_i^2]$ that does not contain any other root of any q_i^j . The conjugate of this path will be a path between their conjugates $[\delta_i^1 : \gamma_i^1]$ and $[\delta_i^2 : \gamma_i^2]$.

Consider the case where $[\alpha_i^1 : \beta_i^1]$ is real. Since the curves share the same chord diagram, it is also possible to find a path $[\alpha_i^t : \beta_i^t]$ between $[\alpha_i^1 : \beta_i^1]$ and $[\alpha_i^2 : \beta_i^2]$. For the same reason, we can find a path connecting $[\delta_i^2 : \gamma_i^2]$ and $[\delta_i^1 : \gamma_i^1]$, and therefore we obtain a path between the polynomials q_i^1 and q_i^2 , for each i . This defines a path between p_i^1 and p_i^2 , which shows that the curves C_1 and C_2 are in the same rigid isotopic class because we have been able to transform them to curves that have the same nodes and pre-images of the nodes. \square

Since there are 9 chord diagrams with at most three chords, we have:

Corollary 1. *There are 9 rigid isotopy classes of real rational curves of degree 4 in \mathbb{RP}^2 with only real nodes as singularities.*

Representatives of each of these rigid isotopy classes and their respective chord diagrams are listed in figure 1. The dots represent the positions of the solitary nodes that will now be deduced.

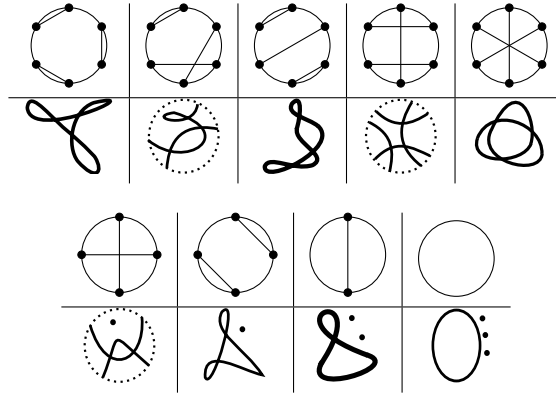


Figure 1: Chord diagrams of planar curves of degree 4 with real nodes. The lower row consists of curves with solitary nodes, whose positions are denoted by a dot.

2 Positions of the solitary nodes

As we have seen, the positions of the nodes and pre-images uniquely determine the rational curve. Therefore, for a curve C with a parametrization θ , we should be able to uniquely determine which components of $\mathbb{RP}^3 \setminus \theta(\mathbb{RP}^1)$ each of the solitary nodes must lie in. We will now determine the component and show that if the curve has more than one solitary node, then all the solitary nodes lie in the same component of $\mathbb{RP}^3 \setminus \theta(\mathbb{RP}^1)$.

Consider the curves in figure 1 that have solitary nodes. They are the last four curves of figure 1. Call them C_1, C_2, C_3 , and C_4 and denote their respective parametrizations by $\theta_1, \theta_2, \theta_3$, and θ_4 . Then, $\mathbb{RP}^2 \setminus \theta_2(\mathbb{RP}^1), \mathbb{RP}^2 \setminus \theta_3(\mathbb{RP}^1)$, and $\mathbb{RP}^2 \setminus \theta_4(\mathbb{RP}^1)$ each have only one component that is not a disk.

If a solitary node lay in the interior of a disk, any line passing through it would have to intersect the boundary of the disk twice. So a line joining this solitary node and another node would intersect the curve in at least 5 points counting multiplicity: four from the double intersections with the two nodes defining the line, and at least one more from the intersection with the boundary of the disk at a point that is not a node. So none of the solitary nodes can lie inside the disk components. Figure 2 shows one example of this applied to C_2 .

Since the complements of $\theta_2(\mathbb{RP}^1), \theta_3(\mathbb{RP}^1)$, and $\theta_4(\mathbb{RP}^1)$, each have only one non-disk component, their solitary nodes have to lie in it as is shown for the last three curves in figure 1.

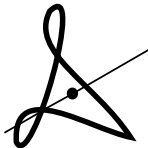


Figure 2: An example of an impossible position for a solitary node because the line would intersect the curve in more than 5 points counting multiplicity.

We are only left with the curve C_1 . $\theta_1(\mathbb{RP}^1)$ divides \mathbb{RP}^2 into three components out of which only one is a disk. The same reasoning as above will show that its node cannot lie in that disk. To deduce which of the other components it lies on, we will need to use Rokhlin's Complex Orientation Formula for non-singular curves of Type I which is briefly reviewed in the next section. For more details on Rokhlin's Complex Orientation Formula see [4].

2.1 Review of Rokhlin's Complex Orientation Formula

A real algebraic curve A is said to be of *Type I* if $[\mathbb{R}A] = 0 \in H_1(\mathbb{C}A)$, otherwise it is said to be of *Type II*. If A is of Type I, then $\mathbb{R}A$ is the boundary of each of the two halves of $\mathbb{C}C \setminus \mathbb{R}A$ which are conjugate to each other. If the halves intersect, they do so precisely at the solitary nodes.

Each half induces a natural pair of opposite orientations on their common boundary $\mathbb{R}A$. This pair of orientations is called the *complex orientation* of the curve. A rational curves is an example of a Type I curve and its complex orientations coincide with the natural orientations induced on it by its parametrization.

We now consider non-singular real algebraic curves defined by the zero set of a real polynomial. The real zero set $\mathbb{R}A$ of a non-singular real algebraic curve A is a compact one-dimensional manifold and therefore each component is topologically a circle.

If the complement of a component of $\mathbb{R}A$ divides $\mathbb{R}P^2$ it is called an *oval*. Each oval is the boundary of a disk in $\mathbb{R}P^2$; the disk is called the interior of the oval.

A pair of ovals is called *injective* if one lies in the interior of the other. A pair of injective ovals bounds an annulus. If the orientation of the ovals is compatible with the orientation induced on the boundary of the annulus, it is called a *positive pair*, otherwise it is called a *negative pair*. The number of positive pairs is denoted by Π^+ and the number of negative pairs is denoted by Π^- . Rokhlin proved that non-singular real planar curves of Type I of degree d and with l components satisfy the following formula known as *Rokhlin's Complex Orientation Formula* [2]

$$2(\Pi^+ - \Pi^-) = l - \frac{d^2}{4} \quad (5)$$

2.2 The curve C_1

Orient $\mathbb{R}C_1$. This orientation corresponds to one of its complex orientations, which is equivalent to choosing one half of the complexification. It is possible to smoothen the real part of the curve in such a way that the double point changes to an oval and the curve continues to remain of Type I (see section 2.2 of [3]). There is only one way to resolve the crossings so that they conform to the complex orientation that will be induced. This, as shown in figure 3, will give rise to a non-singular degree 4 planar curve with two ovals. One of the ovals is the result of the perturbation of the solitary node.




Figure 3: C_1 and its perturbation with a complex orientation

If the pair of ovals is not injective, then the number of positive pairs of ovals Π^+ and the number of negative pairs of ovals Π^- will be 0. But the right hand side of formula 5 should be -2 , because $d = 4$ and $l = 2$. There is only one

possible component of $\mathbb{R}P^2 \setminus \theta_1(\mathbb{R}P^1)$ in which the solitary node can lie in, so that on perturbing the resulting ovals will be nested. The only possible position for the solitary node is shown in figures 3 and 1.

This completes the proof of the rigid isotopy classification of degree 4 projective planar rational curves with real nodes, including the positions of the isolated nodes. In a future version of this paper, this classification will be extended to *all* generic rational planar curves of degree 4, i.e. even those that have imaginary nodes.

3 Acknowledgements

I am very grateful to Prof. Oleg Viro for providing very valuable ideas and suggestions.

References

- [1] GUDKOV, D. Plane real projective quartic curves. In *Topology and Geometry/Rohlin Seminar* (1988), Springer, pp. 341–347.
- [2] ROHLIN, V. A. Complex topological characteristics of real algebraic curves. *Uspekhi Mat. Nauk* 33, 5(203) (1978), 77–89, 237.
- [3] VIRO, O. Generic immersions of the circle to surfaces and the complex topology of real algebraic curves. *Translations of the American Mathematical Society-Series 2* 173 (1996), 231–252.
- [4] VIRO, O. Y. Progress during the last five years in the topology of real algebraic varieties. In *Proceedings of the International Congress of Mathematicians, Vol. 1, 2 (Warsaw, 1983)* (Warsaw, 1984), PWN, pp. 603–619.