

Limiting Approach to Generalized Gamma Bessel Model via Fractional Calculus and its Applications in Various Disciplines

NICY SEBASTIAN

Indian Statistical Institute, Chennai Centre, SETS Campus, MGR Knowledge City
CIT Campus, Taramani, Chennai, India-600 113.
e-mail: nicy@isichennai.res.in; nicyseb@yahoo.com

Abstract

The essentials of fractional calculus according to different approaches that can be useful for our applications in the theory of probability and stochastic processes are established. In addition to this, from this fractional integral one can list out almost all the extended densities for the pathway parameter $q < 1$ and $q \rightarrow 1$. Here we bring out the idea of thicker or thinner tailed models associated with a gamma type distribution as a limiting case of pathway operator. Applications of this extended gamma model in Statistical Mechanics, input-output models, and solar spectral irradiance modeling etc are established.

Keywords: Fractional integrals, statistical distributions, Bessel function, gamma model.
MSC (2000) 26A33, 33C10, 33B15.

1 Introduction

In recent years considerable interest has been shown in the so-called fractional calculus, which allows one to consider integration and differentiation of any order, not necessarily integer. Fractional calculus is a rapidly growing field both in theory and in applications to real world problems. There is a revived interest in fractional integrals and fractional derivatives due to their recently found applications in reaction, diffusion, reaction-diffusion problems, in solving certain partial differential equations, in input-output models and related areas, see for example [8], [9], [13], [16], [23], [30]. There are several books in the area, some of them are [12], [14], [25], [28] and [29]. The classical left and right-hand sided Riemann-Liouville fractional integral operators of order $\alpha \in \mathbb{C}$, $\Re(\alpha) > 0$, are defined as:

$${}_0D_x^{-\alpha} f = (I_{0+}^{\alpha} f)(x) = \frac{1}{\Gamma(\alpha)} \int_0^x (x-t)^{\alpha-1} f(t) dt, \quad x > 0, \Re(\alpha) > 0, \quad (1)$$

$${}_xD_{\infty}^{-\alpha} f = (I_{-}^{\alpha} f)(x) = \frac{1}{\Gamma(\alpha)} \int_x^{\infty} (t-x)^{\alpha-1} f(t) dt, \quad x > 0, \Re(\alpha) > 0. \quad (2)$$

The traditional special functions are also related to the classical Fractional Calculus (FC), and later to the generalized fractional calculus, and shown to be representable as fractional order integration or differentiation operators of some basic elementary functions. Such relations provided some alternative definitions for the special functions by means of Poisson-type and Euler-type integral representations and Rodrigues type differential formulas. Example of such an unified approach on special functions, based on a generalized fractional calculus, can be seen in [14]. The essentials of fractional calculus according to different approaches that can be useful for our applications in the theory of probability and stochastic processes are established with the help of pathway idea of [22].

The pathway idea was originally proposed by Mathai in the 1970's in connection with population models, and later rephrased and extended in [22] to cover scalar as well as matrix cases, and made suitable for modelling data from statistical and physical situations. The main idea behind the derivation of this model is the switching properties of going from one family of functions to another and yet another family of functions. It is shown that through a parameter q , called the pathway parameter, one can connect generalized type-1 beta family of densities, generalized type-2 beta family of densities, and generalized gamma family of densities, in the scalar as well as in the matrix cases, also in the real and complex domains. It is shown that when the model is applied to physical situations then the current hot topics of Tsallis statistics and superstatistics in statistical mechanics become special cases of the pathway model, and the model is capable of capturing many stable situations as well as the unstable or chaotic neighborhoods of the stable situations and transitional stages. [22] deals mainly with rectangular matrix-variate distributions and the scalar case is a particular case there. For the real scalar case the pathway model is the following:

$$h_1(x) = k_1 x^{\gamma-1} [1 - a(1-q)x^\theta]^{-\frac{\eta}{1-q}}, 1 - a(1-q)x^\theta > 0, a, \theta, \gamma, \eta > 0, q < 1, \quad (3)$$

where k_1 is the normalizing constant if a statistical density is needed. For $q < 1$ the model remains as a generalized type-1 beta model in the real case. Other cases available are the regular type-1 beta density, Pareto density, power function, triangular and related models. Observe that (3) is a model with the right tail cut off. When $q > 1$ we may write $1 - q = -(q - 1)$, $q > 1$ so that $h_2(x)$ assumes the form,

$$h_2(x) = k_2 x^{\gamma-1} [1 + a(q-1)x^\theta]^{-\frac{\eta}{q-1}}, x \geq 0, a, \theta, \gamma, \eta > 0, q > 1, \quad (4)$$

which is a generalized type-2 beta model for real x and k_2 is the normalizing constant, if a statistical density is required. Beck and Cohen's superstatistics belong to this case (4) and dozens of published papers are available on the topic of superstatistics in astrophysics. For $\gamma = 1$, $a = 1$, $\theta = 1$ we have Tsallis statistics for $q > 1$ from (4). Other standard distributions coming from this model are the regular type-2 beta, the F-distribution, Lévi models and related models. When $q \rightarrow 1$, the forms in (3) and (4) reduce to

$$h_3(x) = k_3 x^{\gamma-1} e^{-bx^\theta}, x \geq 0, b = a\eta > 0, \gamma, \theta > 0, \quad (5)$$

where k_3 is the normalizing constant. This includes generalized gamma, gamma, exponential, chisquare, Weibull, Maxwell-Boltzmann, Rayleigh, and related models, for more details see [10] and [19]. If x is replaced by $|x|$ in (3) then more families of distributions are covered in (3). Note that q is the most important parameter here which enables one to move from one family of functions to another family. The other parameters are the usual parameters within each family of functions.

The paper is organized as follows: In Section 2 the connections of fractional integral operators to statistical distribution theory and incomplete integrals are given. Section 3 covers limiting approach to generalized gamma model via pathway operator. Application of extended generalized gamma model in statistical mechanics is introduced in Section 4. Generalized Laplacian density and stochastic process is introduced in Section 5. In Section 6, we consider the application of generalized gamma model in solar spectral irradiance modeling.

2 Statistical Interpretations of Fractional Integrals

A general pathway fractional integral operator is discussed in [26], which generalizes the classical Riemann-Liouville fractional integration operator. The pathway fractional integral operator has found applications in reaction-diffusion problems, non-extensive statistical mechanics, non-linear waves, fractional differential equations, non-stable neighborhoods of physical system etc. By means of pathway model [22], pathway fractional integral operator (pathway operator) is defined as follows: Let $f(x) \in L(a, b)$, $\eta \in \mathbb{C}$, $\Re(\eta) > 0$, $a > 0$ and $q < 1$, then

$$(P_{0+}^{(\eta, q)} f)(x) = x^{\eta-1} \int_0^{\frac{x}{a(1-q)}} \left[1 - \frac{a(1-q)t}{x} \right]^{\frac{\eta}{(1-q)}-1} f(t) dt, \quad (6)$$

where q is the pathway parameter and $f(t)$ is an arbitrary function. For more details, see [36, 37]. In the pathway model, as $q \rightarrow 1$, we can see that both $h_1(x)$ and $h_2(x)$ go to $h_3(x)$ because

$$\begin{aligned} \lim_{q \rightarrow 1-} [1 - a(1-q)x^\delta]^{\frac{\eta}{1-q}} &= \lim_{q \rightarrow 1+} [1 + a(q-1)x^\delta]^{-\frac{\eta}{q-1}} \\ &= e^{-a\eta x^\delta}. \end{aligned}$$

When $q \rightarrow 1-$, $[1 - \frac{a(1-q)t}{x}]^{\frac{\eta}{1-q}} \rightarrow e^{-\frac{a\eta}{x}t}$. Thus the operator will become

$$P_{0+}^{\eta, 1} = x^{\eta-1} \int_0^\infty e^{-\frac{a\eta}{x}t} f(t) dt = x^{\eta-1} L_f\left(\frac{a\eta}{x}\right),$$

the Laplace transform of f with parameter $\frac{a\eta}{x}$. When $q = 0$, $a = 1$ in (6) the integral will become,

$$\int_0^x (x-t)^{\eta-1} f(t) dt = \Gamma(\eta) I_{0+}^\eta,$$

where I_{0+} is the left-sided Riemann-Liouville fractional integral operator.

Fractional integrals in the matrix-variate cases and their connection to statistical distributions are pointed out in [24] and [27]. Let $x > 0$ and $y > 0$ be statistically independently distributed positive real scalar random variables. Let the densities of x and y be $f_1(x)$ and $f_2(y)$ respectively. Then the joint density of x and y is $f(x, y) = f_1(x)f_2(y)$. Let $u = x + y$, $t = y$. Then the density of u , denoted by $g_1(u)$, is given by

$$g_1(u) = \int_{t=0}^u f_1(u-t)f_2(t) dt. \quad (7)$$

Here (7) is in the same format of Riemann-Liouville left-sided fractional integral for $f_1(x) = c_1 x^{\alpha-1}$ and $f_2(y) = c_2 f(y)$ where c_1 and c_2 are normalizing constants to create densities. Thus a constant multiple of the left-sided Riemann-Liouville fractional integral can be interpreted as the density $g_1(u)$ of a sum of two independently distributed real positive scalar random variables.

Now let us look at $u = x - y$ with the additional assumption that $u = x - y > 0$. Then the density of u , denoted by $g_2(u)$, will have the format

$$g_2(u) = \int_{t=u}^\infty f_1(t)f_2(t-u) dt. \quad (8)$$

By taking $f_2(y) = c_2 y^{\alpha-1}$ and $f_1(x) = c_1 f(x)$, where c_1 and c_2 are some normalizing constants, (8) agrees with the density of a structure $u = x - y$ with $x - y > 0, x > 0, y > 0$. Thus the right-sided Riemann-Liouville fractional integral can be given the interpretation as the density of $u = x - y > 0, x > 0, y > 0$ where x and y are statistically independently distributed real scalar random variables.

Let us look into some examples from [24] and [32]. A real positive scalar random variable x is said to have a gamma density if its density function is of the form

$$f(x) = \frac{m^\alpha}{\Gamma(\alpha)} x^{\alpha-1} e^{-mx}, 0 \leq x < \infty, \alpha > 0, m > 0$$

and $f(x) = 0$ elsewhere. Here $f(x) \geq 0$ for all x and $\int_{-\infty}^{\infty} f(x) dx = 1$ making $f(x)$ a statistical density. In this case

$$1 = \frac{m^\alpha}{\Gamma(\alpha)} \int_0^{\infty} t^{\alpha-1} e^{-mt} dt.$$

Let us take a fraction of this integral such as e^{-ax} times this total integral 1. That is,

$$\begin{aligned} e^{-mx}(1) &= e^{-mx} \frac{m^\alpha}{\Gamma(\alpha)} \int_0^{\infty} t^{\alpha-1} e^{-mt} dt \\ &= \frac{m^\alpha}{\Gamma(\alpha)} \int_0^{\infty} t^{\alpha-1} e^{-m(t+x)} dt, u = t + x \\ &= \frac{m^\alpha}{\Gamma(\alpha)} \int_{u=x}^{\infty} (u-x)^{\alpha-1} e^{-u} du \\ &= m^\alpha (I_-^\alpha f)(x) \text{ with } f(u) = e^{-mu}. \end{aligned}$$

Thus the constant multiple of right-sided Riemann-Liouville fractional integral when $f(u) = e^{-mu}$ can be interpreted as a fraction of the total integral coming from a gamma density. Let us examine a fraction of the type-1 beta density. A real scalar random variable u is said to have a type-1 beta density if the density function is given by

$$f(u) = \frac{u^{\alpha-1}(1-u)^{\beta-1}}{B(\alpha, \beta)}, 0 \leq u < 1, \alpha > 0, \beta > 0$$

and zero elsewhere, where $B(\alpha, \beta) = \Gamma(\alpha)\Gamma(\beta)/\Gamma(\alpha + \beta)$. The total probability in this case is given by

$$1 = \int_0^1 \frac{u^{\alpha-1}(1-u)^{\beta-1}}{B(\alpha, \beta)} du.$$

Let us consider a fraction of this total probability and consider $b^{\alpha+\beta-1}(1)$. That is,

$$\begin{aligned} b^{\alpha+\beta-1} &= b^{\alpha+\beta-1} \int_0^1 \frac{u^{\alpha-1}(1-u)^{\beta-1}}{B(\alpha, \beta)} du \\ &= \int_0^b \frac{(b-t)^{\alpha-1} t^{\beta-1}}{B(\alpha, \beta)} dt \\ &= \frac{\Gamma(\alpha + \beta)}{\Gamma(\beta)} (I_{0+}^\alpha f)(x), \quad f(t) = t^{\beta-1}. \end{aligned}$$

Thus the left-sided Riemann-Liouville fractional integral when $f(t) = t^{\beta-1}$ can be interpreted as a fraction of the total integral coming from a beta density.

Similarly a constant multiple of the left-sided pathway fractional integral can be interpreted as the density of a sum of two independently distributed real positive scalar random variables, see [27]. Let $x > 0$ and $y > 0$ be statistically independently distributed positive real scalar random variables with densities $f_1(x)$ and $f_2(y)$, respectively. Let $u = x + a(1-q)y$, $t = y$. Then the density of u is given by

$$g_3(u) = \int_{t=0}^{\frac{u}{a(1-q)}} f_1(u - a(1-q)t) f_2(t) dt. \quad (9)$$

This is in the same format of left-sided pathway fractional integral for $f_1(x) = c_1 \left(\frac{x}{u}\right)^{\frac{\eta}{(1-q)}-1}$ and $f_2(y) = c_2 u^{\eta-1} f(y)$. That is

$$\begin{aligned} g_3(u) &= c_1 c_2 x^{\eta-1} \int_0^{\frac{x}{a(1-q)}} \left[1 - \frac{a(1-q)t}{x}\right]^{\frac{\eta}{(1-q)}-1} f(t) dt \\ &= c_1 c_2 P_{0+}^{(\eta,q)}. \end{aligned}$$

Likewise statistical interpretations can be given for other fractional integrals also. If we replace $f(t)$ by a non-negative integrable function, one can obtain a statistical density through this operator. In addition to this, from this fractional integral one can list out almost all the extended densities for the pathway parameter $q < 1$ and $q \rightarrow 1$, for more details see [27].

3 Limiting Approach to Generalized Gamma Bessel Model via Pathway Operator

Here we bring out the idea of thicker or thinner tailed models associated with a gamma type distribution as a limiting case of pathway operator. Let the integrand of (6) be denoted by $I_{(\eta,q)}$.

$$I_{(\eta,q)} = \left[1 - \frac{a(1-q)t}{x}\right]^{\frac{\eta}{(1-q)}-1} f(t), \quad \eta > 0. \quad (10)$$

If we consider any real-valued positive integrable scalar function of t instead of any arbitrary real-valued scalar function of t , one can bring out a statistical density from the pathway fractional integral operator. Thus one can say that

$$f_q(t) = C I_{(\eta,q)}(t)$$

is a statistical density. Hence (6) generalizes all the left-sided standard fractional integrals and almost all the extended densities for $q < 1$ and $q \rightarrow 1$. In (6), when $q \rightarrow 1$, the integrand $I_{(\eta,q)}$ will become

$$I_{(\eta,1)} = e^{-\frac{a\eta}{x}t} f(t).$$

In particular if we take $f(t) = 1$ and $\frac{a\eta}{x} = b > 0$, then one has obtained the Gaussian or normal density. For $q \rightarrow 1$, and $f(t)$ is replaced by t^β , we have the gamma density. Similarly standard type-1 beta density, Pathway model for $q < 1$, chisquare density, exponential density and many more can be obtained as a special case of pathway integral operator. From (10) one can obtain the generalized gamma Bessel density as a limiting case. When $q \rightarrow 1_-$ and replace $f(t)$ by $t^{\beta-1} {}_0F_1(\ ; \beta; \delta t)$, then $g(t)$ will be

$$g(t) = \begin{cases} C t^{\beta-1} e^{-bt} {}_0F_1(\ ; \beta; \delta t); & t \geq 0, \beta, b > 0 \\ 0; & \text{otherwise.} \end{cases} \quad (11)$$

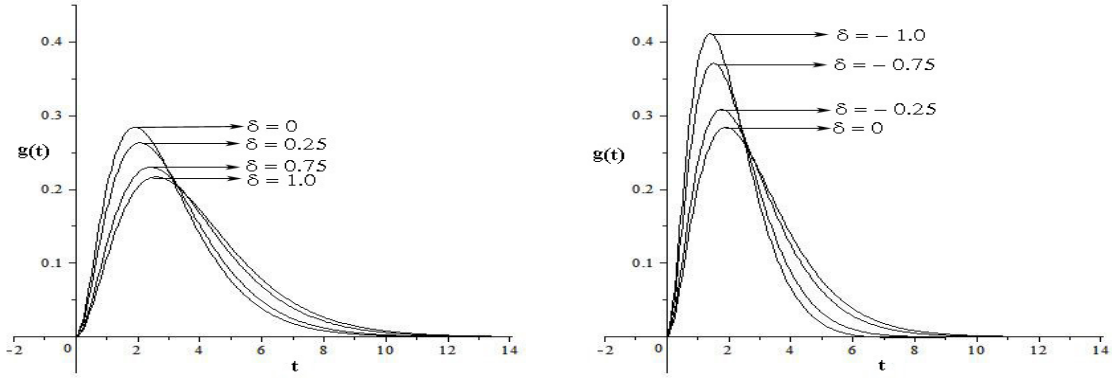


Figure 1: (a) gamma Bessel model for $\delta > 0$,

(b) gamma Bessel model for $\delta < 0$

Table 1: Special cases of generalized gamma model associated with Bessel function

$\delta = 0$	Two parameter gamma density
$\delta = 0, a = 1$	One parameter gamma density
$\delta = 0, \beta = 1$	Exponential density
$\delta = 0, a = \frac{1}{2}, \beta = \frac{n}{2}, n = 1, 2, \dots$	Chi-square density
$\delta = \lambda, a = \frac{1}{2}, \beta = \frac{n}{2}, n = 1, 2, \dots$	Noncentral chi-square density

Some of the special cases of (11) are given in Table 1. For fixed values of β and b , we can look at the graphs for $\delta > 0$ as well as for $\delta < 0$. These graphs give a suitable interpretation, when tail areas are considered. In Figure 1(a), note that $\delta = 0$ is the case of a gamma density. Thus when δ increases from $\delta = 0$ the right tail of the density becomes thicker and thicker. Thus, when fitting a gamma type model to given data and if it is found that a model with a thicker tail is needed then one can select a member from this family for appropriate $\delta > 0$. In Figure 1(b), observe that $\delta = 0$ is the case of gamma density. When δ decreases from $\delta = 0$ the right tail gets thinner and thinner. Thus if we are looking for a gamma type density but with a thinner tail then one from this family may be appropriate for $\delta < 0$. For more details of the model in (11), see [31] and [33]. When $q \rightarrow 1_-, \eta = 1$ and replace $f(t)$ by $t^{\beta-1} {}_0F_1(\ ; \beta; \delta t)$ in pathway fractional integral operator then we are essentially dealing with distribution functions under a gamma Bessel type model in a practical statistical problem. Which provides a connection between statistical distribution theory and fractional calculus so that one can make use of the rich results in statistical distribution theory for further development of fractional calculus and vice versa.

We can look at the model in another way also. Consider the total integral as

$$1 = C \int_0^{\infty} t^{\beta-1} e^{-bt} {}_0F_1(\ ; \beta; \delta t) dt$$

which can be treated as the Laplace transform of the function $t^{\beta-1} {}_0F_1(\ ; \beta; \delta t)$, and hence $C = \frac{b^\beta}{\Gamma(\beta) e^{\frac{\delta}{b}}}$ where C , the normalizing constant of (11), is nothing but the Laplace transform of the given function. It is shown to be very relevant in fractional reaction-diffusion problems in physics. Similarly for $b = 0$, it will become the Mellin transform of the function ${}_0F_1(\ ; \beta; \delta t)$.

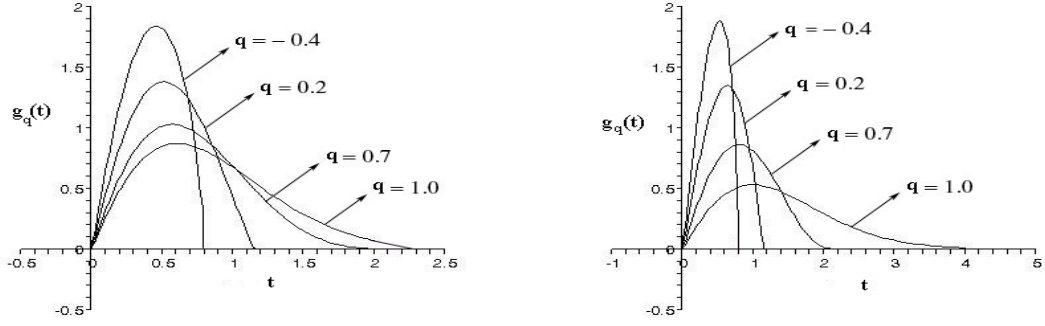


Figure 2: (a) The q -gamma Bessel model for $q < 1, \delta = -0.50$ (b) The q -gamma Bessel model for $q < 1, \delta = 0.5$.

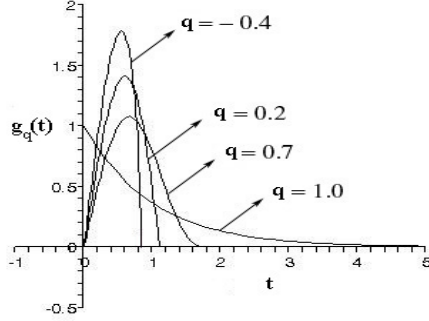


Figure 3: The q -gamma Bessel model for $q < 1, \delta = 0$.

The q -analogue of generalized gamma Bessel density can also be deduced from the pathway fractional integral operator, by putting $x = 1, \eta = 1$ and replace $f(t)$ by $t^{\beta-1} {}_0F_1(; \beta; \delta t)$, then $g_q(t)$ will be

$$g_q(t) = \begin{cases} Kt^{\beta-1}[1 - b(1 - q)t]^{\frac{1}{1-q}} {}_0F_1(; \beta; \delta t); & q < 1, 1 - b(1 - q)t > 0, t > 0, \beta, b > 0 \\ 0; & \text{otherwise,} \end{cases} \quad (12)$$

where K is the normalizing constant. For fixed values of b and β , we can look at the graphs for $\delta = -0.5, q < 1, \delta = 0.5, q < 1$ as well as for $\delta = 0, q < 1$. From the Figures 2 and 3, we can see that when q moves from -1 to 1, the curve becomes thicker tailed and less peaked. It is also observed that when $\delta > 0$ the right tail of the density becomes thicker and thicker. Similarly when $\delta < 0$ the right tail gets thinner and thinner. Observe that for $q > 1$, writing $1 - q = -(q - 1)$ in equation (11) produces extended type-2 beta form which is given by

$$f_q(t) = \begin{cases} Pt^{\beta-1}[1 + b(q - 1)t]^{-\frac{1}{q-1}} {}_0F_1(; \beta; \delta t); & q > 1, t > 0, \beta, b > 0 \\ 0; & \text{otherwise,} \end{cases} \quad (13)$$

where P is the normalizing constant. From Figure 4, we can see that when q moves from 1 to ∞ , the curve becomes less peaked. In this case also it is observed that when $\delta > 0$ the right tail of the density becomes thicker and thicker and when $\delta < 0$ the right tail gets thinner and thinner.

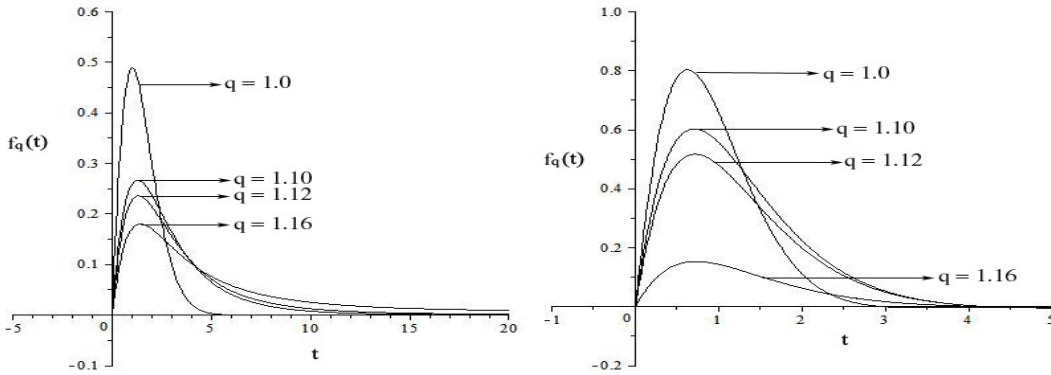


Figure 4: (a) q -gamma Bessel model for $\delta = 0.5, q > 1$ (b) q -gamma Bessel model for $\delta = -0.5, q > 1$

Densities exhibiting thicker or thinner tail occur frequently in many different areas of science. For practical purposes of analyzing data from physical experiments and in building up models in statistics, we frequently select a member from a parametric family of distributions. But it is often found that the model requires a distribution with a thicker or thinner tail than the ones available from the parametric family.

4 Applications in Statistical Mechanics

Nonequilibrium complex systems often exhibit dynamics that can be decomposed into several dynamics on different time scales. As a simple example, consider a Brownian motion of a particle moving through a changing fluid environment, characterized by temperature variations on a large scale. In this case, two dynamics are relevant: one is a fast dynamics describing the local motion of the Brownian particle and the other one is a slow one due to the large global variations of the environment with spatio-temporal inhomogeneities. These effects produce a superposition of two different statistics, which is referred to as superstatistics. The concept of superstatistics has been introduced by [3] and [5] after some preliminary considerations in [1] and [2]. The stationary distributions of superstatistical systems typically exhibit a non-Gaussian behavior with fat tails, which can decay, for example, as a power law, a stretched-exponential law, or in an even more complicated way [35]. Essential for this approach is the existence of an intensive variable say β , which fluctuates on a large spatio-temporal scale.

For the above-mentioned example of a superstatistical Brownian particle, β is the fluctuating inverse temperature of the environment. In general, however, β may also be an effective friction constant, a changing mass parameter, a variable noise strength, the fluctuating energy dissipation in turbulent flows, a fluctuating volatility in finance, an environmental parameter for biological systems, a local variance parameter extracted from a signal, and so on. Superstatistics offers a very general framework for treating nonequilibrium stationary states of such complex systems. After the original work in [3], a lot of efforts have been made for further theoretical elaboration, see [4] and [6]. At the same time, it has also been applied successfully to a variety of systems and phenomena, including hydrodynamic turbulence, pattern formation, cosmic rays, mathematical finance, random matrices, and hydro-climatic fluctuations.

From a statistical point of view, the procedure is equivalent to starting with a conditional distribution of a gamma type for every given value of a parameter a . Then a is assumed to have a prior known density of the gamma type. Then the unconditional density is obtained by integrating out over the density of a . Let us consider the conditional density of the form

$$f_{x|a}(x|a) = k_1 x^{\gamma-1} e^{-ax^\rho} {}_0F_1\left(\frac{\gamma}{\rho}; \delta x^\rho\right); 0 \leq x < \infty, \rho, a, \gamma > 0 \quad (14)$$

and $f(x) = 0$ elsewhere, where k_1 is the normalizing constant. When $\delta = 0$ the equation (14) reduces to generalized gamma density. Note that this is the generalization of some standard statistical densities such as gamma, Weibull, exponential, Maxwell-Boltzmann, Rayleigh and many more. When we put $\rho = 1$ in equation (14), it reduces to (11). When $\delta = 0, \rho = 2$ (14) reduces to folded standard normal density.

Suppose that a has a gamma density given by

$$f_a(a) = \frac{\lambda^\eta a^{\eta-1} e^{-\lambda a}}{\Gamma(\eta)}; 0 \leq a < \infty, \eta, \lambda > 0, \quad (15)$$

and $f_a(a) = 0$ elsewhere. In a physical problem, the residual rate of change may have small probabilities of it being too large or too small and the maximum probability may be for a medium range of values for the residual rate of change a . This is a reasonable assumption. Then the unconditional density of x is given by

$$f_x(x) = \int_a f_{x|a}(x|a) f_a(a) da = \frac{\rho \lambda^\eta x^{\gamma-1}}{\Gamma(\frac{\gamma}{\rho}) \Gamma(\eta)} {}_0F_1\left(\frac{\gamma}{\rho}; \delta x^\rho\right) I_{11} \quad (16)$$

where

$$I_{11} = \int_0^\infty a^{\frac{\gamma}{\rho} + \eta - 1} e^{-a(\lambda + x^\rho) - \frac{\delta}{a}} da. \quad (17)$$

Note that one form of the inverse Gaussian probability density function is given by

$$h_1(x) = cx^{-\frac{3}{2}} e^{-\frac{\xi}{2} \left[\frac{x}{\nu^2} + \frac{1}{x} \right]}, \quad \nu \neq 0, \xi > 0, x \geq 0,$$

where c is the normalizing constant. Put $\frac{\gamma}{\rho} + \eta - 1 = -\frac{3}{2}, \lambda + x^\rho = \frac{\xi}{2\nu^2}, \delta = \frac{\xi}{2}$ in I_{11} , we can see that the inverse Gaussian density is the integrand in I_{11} . Hence I_{11} can be used to evaluate the moments of inverse Gaussian density. Also I_{11} is the special case of reaction rate probability integral in nuclear reaction rate theory, Krätzel integrals in applied analysis etc (see [11], [15], [17], [18]). For the evaluation of this integral and for more details see [31] and [33]. Hence we have the unconditional density

$$f_x(x) = \frac{\rho \lambda^\eta}{\Gamma(\frac{\gamma}{\rho}) \Gamma(\eta)} \frac{x^{\gamma-1}}{(\lambda + x^\rho)^{\frac{\gamma}{\rho} + \eta}} {}_0F_1\left(\frac{\gamma}{\rho}; \delta x^\rho\right) G_{0,2}^{2,0}[\delta(\lambda + x^\rho) |_{0, \frac{\gamma}{\rho} + \eta}], \quad (18)$$

where G -function is defined as the following Mellin-Barnes integral:

$$G_{p,q}^{m,n} [z |_{b_1, \dots, b_q}^{a_1, \dots, a_p}] = \frac{1}{2\pi i} \int_{\mathcal{L}} \Phi(s) z^{-s} ds,$$

where

$$\Phi(s) = \frac{\left\{ \prod_{j=1}^m \Gamma(b_j + s) \right\} \left\{ \prod_{j=1}^n \Gamma(1 - a_j - s) \right\}}{\left\{ \prod_{j=m+1}^q \Gamma(1 - b_j - s) \right\} \left\{ \prod_{j=n+1}^p \Gamma(a_j + s) \right\}}$$

with $a_j, j = 1, \dots, p$ and $b_j, j = 1, \dots, q$ are complex numbers, \mathcal{L} is a contour separating the poles of $\Gamma(b_j + s), j = 1, \dots, m$ from those of $\Gamma(1 - a_j - s), j = 1, \dots, n$. Convergence conditions, properties and applications of G -function in various disciplines are available in the literature. For example, see [12]. Equation (18) is a superstatistics, in the sense of superimposing another distribution or the distribution of x with superimposed distribution of the parameter a . In a physical problem the parameter may be something like temperature having its own distribution. Several physical interpretations of superstatistics are available from the papers of Beck and others.

We can easily obtain the series representation of the unconditional density (18) and is given by

$$\begin{aligned}
f_x(x) &= \frac{\rho\lambda^\eta}{\Gamma(\frac{\gamma}{\rho})\Gamma(\eta)} \frac{x^{\gamma-1}}{(\lambda+x^\rho)^{\frac{\gamma}{\rho}+\eta}} {}_0F_1\left(\ ; \frac{\gamma}{\rho}; \delta x^\rho\right) \sum_{k=0}^{\infty} \frac{\Gamma(\frac{\gamma}{\rho}+\eta-k)(-1)^k [\delta(\lambda+x^\rho)]^k}{k!} \\
&= \frac{\rho\Gamma(\frac{\gamma}{\rho}+\eta)\lambda^\eta}{\Gamma(\frac{\gamma}{\rho})\Gamma(\eta)} \frac{x^{\gamma-1}}{(\lambda+x^\rho)^{\frac{\gamma}{\rho}+\eta}} {}_0F_1\left(\ ; \frac{\gamma}{\rho}; \delta x^\rho\right) {}_0F_1\left(\ ; 1-\frac{\gamma}{\rho}-\eta; \delta(\lambda+x^\rho)\right) \\
&\quad \lambda, \rho, \eta, \delta > 0, \frac{\gamma}{\rho} > 0, 1-\frac{\gamma}{\rho}-\eta \neq -\nu, \nu = 0, 1, \dots, x \geq 0.
\end{aligned} \tag{19}$$

This series representation provides an extension of the Beck and Cohen statistic. Thus, (19) gives a suitable interpretation, when tail areas are shifted. This model has wide potential applications in physical sciences especially in statistical mechanics, see [31] and [33].

5 Applications in Growth-Decay Mechanism

If x is replaced by $|x|$ in (3) and when $q \rightarrow 1$, real scalar case of the pathway model takes the form,

$$h_4(x) = c_4|x|^{\gamma-1}e^{-a|x|^\theta}, -\infty < x < \infty, a > 0. \tag{20}$$

The density in (20) for $\gamma = 1, \theta = 1$ is the simple Laplace density. For $\gamma = 1$ we have the symmetric Laplace density. A general Laplace density is associated with the concept of Laplacianess of quadratic and bilinear forms. For the concept of Laplacianess of bilinear forms, corresponding to the chisquaredness of quadratic forms, and for other details see [19] and [21]. Laplace density is also connected to input-output type models. Such models can describe many of the phenomena in nature. When two particles react with each other and energy is produced, part of it may be consumed or converted or lost and what is usually measured is the residual effect. The water storage in a dam at a given instant is the residual effect of the water flowed into the dam minus the amount taken out of the dam. Grain storage in a sylo is the input minus the grain taken out. Hence it is of great importance in modeling this residual effect and lot of studies are there on this concept. There are several input-output type situations in economics, social sciences, industrial production, commercial activities, cosmological studies, and so on. It is shown in [20] that when we have independently distributed gamma type input and gamma type output the residual part $z = x - y, x =$ input variable, $y =$ output variable then the special cases of the density of z is a Laplace density. In this case one can also obtain the asymmetric Laplace and generalized Laplace densities, which are currently used very frequently in stochastic processes, as special cases of the input-output model.

Generalized gamma Bessel model in (11) has the moment generating function

$$M_x(t) = \frac{b^{\beta_1}}{e^{\frac{\delta_1}{b}}} \frac{e^{\frac{\delta_1}{b-t}}}{(a_1 - t)^{\beta_1}}, b - t > 0, \beta_1 > 0.$$

Let x and y be two independently distributed generalized gamma Bessel models having parameters $(\alpha_1, \beta_1, \delta_1)$ and $(\alpha_2, \beta_2, \delta_2)$ respectively, $\alpha_i > 0, \beta_i > 0, \delta_i, i = 1, 2$. Let $z = x - y$. Due to the independence of x and y the moment generating function of u is given by

$$M_z(t) = \frac{\alpha_1^{\beta_1}}{e^{\frac{\delta_1}{\alpha_1}}} \frac{e^{\frac{\delta_1}{\alpha_1-t}}}{(\alpha_1 - t)^{\beta_1}} \frac{\alpha_2^{\beta_2}}{e^{\frac{\delta_2}{\alpha_2}}} \frac{e^{\frac{\delta_2}{\alpha_2+t}}}{(\alpha_2 + t)^{\beta_2}}, \alpha_1 - t > 0, \alpha_2 + t > 0.$$

When $\alpha_1 = \alpha_2 = \alpha, \beta_1 = \beta_2 = \beta, \delta_1 = \delta_2 = \delta = 0$, then the above equation reduces to that of the generalized Laplacian model of Mathai.

6 Applications in Solar Spectral Irradiance Modeling

Any object with a temperature above absolute zero emits radiation. The Sun, our singular source of renewable energy, sits at the center of the solar system and emits energy as electromagnetic radiation at an extremely large and relatively constant rate, 24 hours per day, 365 days of the year. With an effective temperature of approximately 6000 K, the sun emits radiation over a wide range of wavelengths, commonly labeled from high energy shorter wavelengths to lower energy longer wavelengths as gamma ray, x-ray, ultraviolet, visible, infrared and radio waves. These are called spectral regions. The rate at which solar energy reaches a unit area at the earth is called the “solar irradiance” or “insolation”. Solar irradiance is an instantaneous measure of rate and can vary over time. The units of measure for solar radiation are joules per square meter (J/m^2) but often watt-hours per square meter (Wh/m^2) are used. As will be described above, solar radiation is simply the integration or summation of solar irradiance over a time period. For more details see [7] and [34]. Good quality, reliable solar radiation data is becoming increasingly important in the field of renewable energy, with regard to both photovoltaic and thermal systems. It helps well-founded decision making on activities such as research and development, production quality control, determination of optimum locations, monitoring the efficiency of installed systems and predicting the system output under various sky conditions. Especially with larger solar power plants, errors of a very few percent can significantly impact upon the return on investment. Scientists studying climate change are interested in understanding the effects of variations in the total and spectral solar irradiance on Earth and its climate.

Our dataset consists of 1522 observations collected from website <http://rredc.nrel.gov/solar/spectra/am0/>. Here, mathematical softwares MAPLE and MATLAB are used for the data analysis. In 2000, the American Society for Testing and Materials developed an AM 0 reference spectrum (ASTM E-490) for use by the aerospace community. That ASTM E490 Air Mass Zero solar spectral irradiance is based on data from satellites, space shuttle missions, high-altitude aircraft, rocket soundings, ground-based solar telescopes, and modeled spectral irradiance. The model considered here is the density function given in (11). In many situations gamma model is used to model the spectral density. The following Figure 5 is the histogram of the data embedded with gamma and our new probability models. We haven't specified any parameters here to plot the function. The same program generated

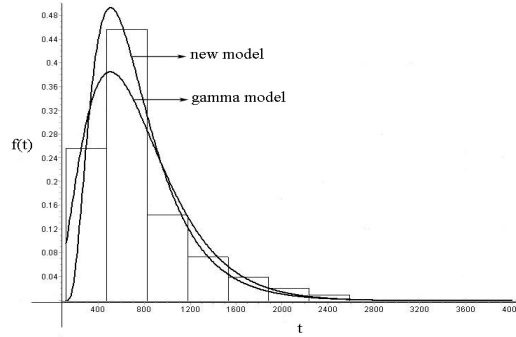


Figure 5: The graph of histogram embedded with the probability models.

the two different graphs as shown below. We calculated Kolmogorov-Smirnov test statistic for the two different probability models. For gamma density, the value of the statistic is obtained as 0.11139 and for our new probability model, the value is 0.10808. From the table, the value obtained is 0.410. We can see that the two different probability models are consistent with the data. But the distance measure of the statistic of our new probability model is less than the other probability model and hence our model is better fit to the data than the other one.

Acknowledgement

Author acknowledges gratefully the encouragements given by Professor A. M. Mathai, Department of Mathematics and Statistics, McGill University, Montreal, Canada H3A 2K6.

References

- [1] Beck, C., Dynamical Foundations of Nonextensive Statistical Mechanics. *Phys. Rev. Lett.* *87*, 180601 (2001).
- [2] Beck, C., Non-additivity of Tsallis entropies and fluctuations of temperature. *Europhys. Lett.*, *57*, 3, 329-333, (2002).
- [3] Beck, C. and Cohen, E.G.D., Superstatistics. *Physica A*, *322*, 267-275, (2003).
- [4] Beck, C., Comment on critique of q-entropy for thermal statistics. *Phys. Rev. E*, *69*, 038101, (2004).
- [5] Beck, C., Stretched exponentials from superstatistics. *Physica A*, *365*, 96-101, (2006).
- [6] Chavanis, P. H., Coarse-grained distributions and superstatistics. *Physica A*, *359*, 177, cond-mat/0409511, (2006).
- [7] Gueymard, C., The sun's total and spectral irradiance for solar energy applications and solar radiation models, *Solar Energy*, *76*(4), 423-453, (2004).
- [8] Haubold, H. J. and Mathai, A. M., The fractional kinetic equation and thermonuclear functions. *Astrophysics & Space Science*, *273*, 53-63, (2000).

- [9] Henry, B. I. and Wearne, S. L., Existence of Turing instabilities in a two-species fractional reaction-diffusion system. *SIAM Journal of Applied Mathematics*, 62, 870-887, (2002).
- [10] Honerkamp, J., Stochastic dynamical systems: concepts, numerical methods, data Analysis, *VCH Publishers, New York*. (1994).
- [11] Joseph, D. P., Gamma distribution and extensions using pathway idea, *Statistical Papers*, 52, 309-325, (2011).
- [12] Kilbas, A. A. and Saigo, M., H-Transforms: Theory and Applications, *CRC Press, New York*. (2004).
- [13] Kilbas, A. A., Saigo, M. and Saxena, R. K., Generalized Mittag-Leffler function and generalized fractional calculus operators. *Integral Transforms and Special Functions*, 15, 31-49, (2004).
- [14] Kiryakova, V., Generalized Fractional Calculus and Applications, *Longman, Harlow, John Wiley & Sons, NY*, (1994).
- [15] Krätzel, E., Integral transformations of Bessel type. *Generalized functions and operational calculus, (Proc. Conf. Varna 1975) Bulg. Acad. Sci. Sofia*, 148-155, (1979).
- [16] Mainardi, F., Luchko, Y. and Pagnini, G., The fundamental solution of the space-time fractional diffusion equation. *Frac. Calc. Appl. Anal.*, 4(2), 153-192, (2001).
- [17] Mathai, A. M. and Haubold, H. J., Modern problems in nuclear and neutrino astrophysics, *Akademie-Verlag Berlin*. (1988).
- [18] Mathai, A. M., A versatile integral. *CMS Project SR/S4/MS : 287/05, Preprint No. 9.*, (2007).
- [19] Mathai, A. M., On non-central generalized Laplacianess of quadratic forms in normal variables. *Journal of Multivariate Analysis*, 45, 239-246, (1993).
- [20] Mathai, A. M., The residual effect of growth-decay mechanism and the distributions of covariance structure. *The Canadian Journal of Statistics*, 21, 3, 277-283, (1993a).
- [21] Mathai, A. M., Provost, S. B., Hayakawa, T., Bilinear Forms and Zonal Polynomials, *Springer-Verlag, Lecture notes in Statistics, No. 102, New York*. (1995).
- [22] Mathai, A. M. (2005). A pathway to matrix-variate gamma and normal densities, *Linear Algebra and Its Applications*, 396, 317-328.
- [23] Mathai, A. M. and Haubold, H. J., Pathway model, superstatistics, Tsallis statistics and a generalized measure of entropy. *Physica A*, 375, 110-122, (2007).
- [24] Mathai, A. M., Fractional integrals in the matrix-variate cases and connection to statistical distributions. *Integral Transforms and Special Functions* 20(12), 871-882, (2009).
- [25] Miller, K. S. and Ross, B. An Introduction to the Fractional Calculus and Fractional Differential Equations, *Wiley, New York*. (1993).

- [26] Nair, S. S., Pathway fractinal integration operator. *Fractional Calculus and Applied Analysis* 12(3), 237-252, (2009).
- [27] Nair, S. S., Pathway fractional integral operator and matrix-variate functions. *Integral Transforms and Special Functions* 22(3), 233-244, (2011).
- [28] Podlubny, I., Fractional Differential Equations, *Academic Press, San Diego.* (1999).
- [29] Samko, S. G., Kilbas, A. A. and Marichev, O. I., Fractional Integrals and Derivatives: Theory and Applications, *Gordon and Breach, New York.* (1990).
- [30] Saxena, R. K., Mathai, A. M. and Haubold, H. J., Fractional reaction-diffusion equations. *Astrophysics & Space Science*, 305, 289-296,(2006).
- [31] Sebastian, N., A generalized gamma model associated with Bessel function and its applications in statistical mechanics, *Proceedings of AMADE-09, Proceedings of Institute of Mathematics, Natinal Academy of Sciences, Belarus.* 114-119, (2009).
- [32] Sebastian, N., Some statistical aspects of fractional calculus. *Journal of Kerala Statistical Association*, 20, 23-33, (2009a).
- [33] Sebastian, N., A generalized gamma model associated with a Bessel function. *Integral transforms and Special functions*, 22, 9, 631-645, (2011).
- [34] Stoffel, T., Renné, D., Myers,D., Wilcox, S., Sengupta, M., George, R. and Turchi, C., Concentrating Solar Power, *Technical ReportNREL/TP-550-47465, Colorado, September* (2010).
- [35] Touchette, H., In nonextensive entropy-interdisciplinary applications, *edited by M. Gell-Mann and C. Tsallis, Oxford University Press, Oxford.* (2004).