

Evasion Paths in Mobile Sensor Networks

Henry Adams and Gunnar Carlsson

October 31, 2018

Abstract

Suppose that ball-shaped sensors wander in a bounded domain. A sensor doesn't know its location but does know when it overlaps a nearby sensor. We say that an evasion path exists in this sensor network if a moving intruder can avoid detection. In *Coordinate-free coverage in sensor networks with controlled boundaries via homology*, Vin de Silva and Robert Ghrist give a necessary condition, depending only on the time-varying connectivity data of the sensors, for an evasion path to exist. Using zigzag persistent homology, we provide an equivalent condition that moreover can be computed in a streaming fashion. However, no method with time-varying connectivity data as input can give necessary and sufficient conditions for the existence of an evasion path. Indeed, we show that the existence of an evasion path depends not only on the fibrewise homotopy type of the region covered by sensors but also on its embedding in spacetime. For planar sensors that also measure weak rotation and distance information, we provide necessary and sufficient conditions for the existence of an evasion path.

1 Introduction

In minimal sensor network problems, one is given only local data measured by many weak sensors but tries to answer a global question [ECPS02, GG12]. Tools from topology can be useful for this passage from local to global. For example, [BG09] combines redundant local counts of targets to obtain an accurate global count using integration with respect to Euler characteristic. Coverage problems are another class of problems in minimal sensing: when sensors are scattered throughout a domain, can we determine if the entire domain is covered? See [AKJ05, FJ10, GD08, Wan11] for surveys of coverage problems, and see [dG06, dG07] for topological approaches.

We are interested in the following mobile sensor network coverage problem from [dG06]. Suppose that ball-shaped sensors wander in a bounded domain. A sensor can't measure its location but does know when it overlaps a nearby sensor. We say that an evasion path exists if a moving intruder can avoid being detected by the sensors. Can we determine if an evasion path exists? We refer to this question as the evasion problem. The evasion problem can also be described as a pursuit-evasion problem in which the domain is continuous and bounded,

there are multiple sensors searching for intruders, and an intruder moves continuously and with arbitrary speed. We do not control the motions of the sensors; the sensors wander continuously but otherwise arbitrarily. We cannot measure the locations of the sensors but instead know only their time-varying connectivity data. Using this information, we would like to determine whether it is possible for an intruder to avoid the sensors. See [CHI11] for a survey of related pursuit-evasion problems, and see [LBD⁺05, CDH⁺10] for scenarios in which the motion of the sensors or intruders can be controlled.

After introducing the evasion problem in [dG06], de Silva and Ghrist give a necessary homological condition for an evasion path to exist. Using zigzag persistent homology, we provide an equivalent condition that moreover can be computed in a streaming fashion. However, it turns out that homology alone is not sufficient for the evasion problem. Indeed, neither the fibrewise homotopy type of the sensor network nor any invariants thereof determine if an evasion path exists; we show that the fibrewise embedding of the sensor network into spacetime also matters. Knowing this, we provide necessary and sufficient conditions for the existence of an evasion path for planar sensors that can also measure weak rotation and distance data.

In Section 2 we provide background material on fibrewise spaces. We define the evasion problem in Section 3, and in Section 4 we describe the work of de Silva and Ghrist. We introduce zigzag persistence in Section 5 and apply it to the evasion problem in Section 6. However, zigzag persistence does not give a complete solution to the evasion problem. Indeed, in Section 7 we show the existence of an evasion path depends not only on the fibrewise homotopy type of the sensor network but also on the ambient isotopy class of its embedding in spacetime. In Section 8 we restrict attention to planar sensors measuring cyclic orderings and provide an if-and-only-if result. We conclude in Section 9 and describe possible directions for future work.

2 Fibrewise Spaces

Since we are studying mobile sensors, both the region covered by the sensors and the uncovered region change with time. In this section we encode the notion of time-varying spaces using the language of a fibrewise spaces. We also consider fibrewise maps between fibrewise spaces, what it means for two fibrewise maps to be fibrewise homotopic, and what it means for two fibrewise spaces to be fibrewise homotopy equivalent. See [CJ98] for more information on fibrewise homotopy theory.

A fibrewise space is a space equipped with a notion of time. More precisely, let $I = [0, 1]$ be the closed unit interval. A fibrewise space is a topological space Y equipped with a continuous map $p: Y \rightarrow I$ to time; see Figure 1 for an example. For any point $y \in Y$ one can think of $p(y)$ as the time coordinate associated to this point. Given two fibrewise spaces $p: Y \rightarrow I$ and $p': W \rightarrow I$, a continuous map $f: Y \rightarrow W$ is said to be fibrewise if $p' \circ f = p$. In other words, a fibrewise map is time-preserving. A section for a fibrewise space $p: Y \rightarrow I$ is a fibrewise map $s: I \rightarrow Y$, that is, a continuous map $s: I \rightarrow Y$ with $p(s(t)) = t$ for all $t \in I$.

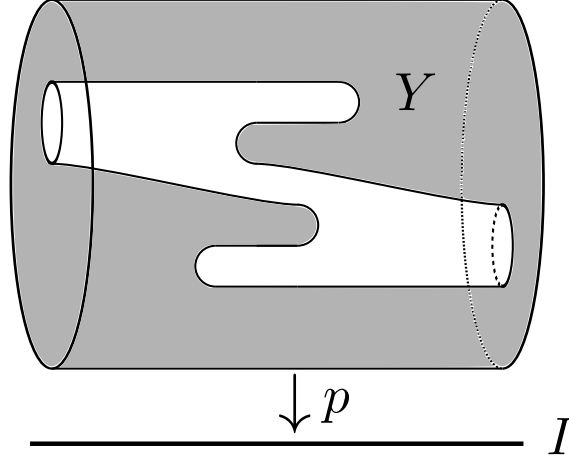


Figure 1: A fibrewise space $p: Y \rightarrow I$.

Roughly speaking, two fibrewise maps are fibrewise homotopic when one can be deformed to the other in a time-preserving manner. More precisely, two fibrewise maps $f_0, f_1: Y \rightarrow W$ are fibrewise homotopic if there is a homotopy $F: Y \times I \rightarrow W$ with $F(\cdot, 0) = f_0$, with $F(\cdot, 1) = f_1$, and with each $F(\cdot, t)$ a fibrewise map. The homotopy F gives a continuous and time-preserving deformation from f_0 to f_1 . Two fibrewise spaces are fibrewise homotopy equivalent when they are homotopy equivalent in a time-preserving manner. More explicitly, a fibrewise map $f: Y \rightarrow W$ is a fibrewise homotopy equivalence if there is a fibrewise map $f': W \rightarrow Y$ with compositions $f' \circ f$ and $f \circ f'$ each fibrewise homotopic to the corresponding identity map; in this case we say that fibrewise spaces Y and W are fibrewise homotopy equivalent.

3 The Evasion Problem

The evasion problem we consider is introduced in [dG06], and we present it here with a few minor changes. Let $\mathcal{D} \subset \mathbb{R}^d$ be a bounded domain homeomorphic to a d -dimensional ball, where $d \geq 2$. Suppose a finite set S of sensor nodes moves inside this domain over the time interval $I = [0, 1]$, with each sensor $v \in S$ a continuous path $v: I \rightarrow \mathcal{D}$. We assume that two distinct sensors never occupy the same location: for sensors $v \neq \tilde{v}$ we have $v(t) \neq \tilde{v}(t)$ for all t . Let $B_{v(t)} = \{y \in \mathcal{D} \mid \|v(t) - y\| \leq 1\}$ be the unit ball covered by sensor v at time t . The sensors can't measure their locations but two sensors do know when they overlap. This allows us to measure the time-varying connectivity graph of the sensors. The connectivity graph at time t has the set of sensors S as its vertex set and has an edge between sensors v and \tilde{v} when $B_{v(t)} \cap B_{\tilde{v}(t)} \neq \emptyset$; see Figure 2(b). We assume there is an immobile subset of fence sensors whose union of balls contains the boundary $\partial\mathcal{D}$ and is homotopy equivalent to $\partial\mathcal{D}$.

The union of the balls $X(t) = \cup_{v \in S} B_{v(t)}$ is the region covered by the sensors at time t ,

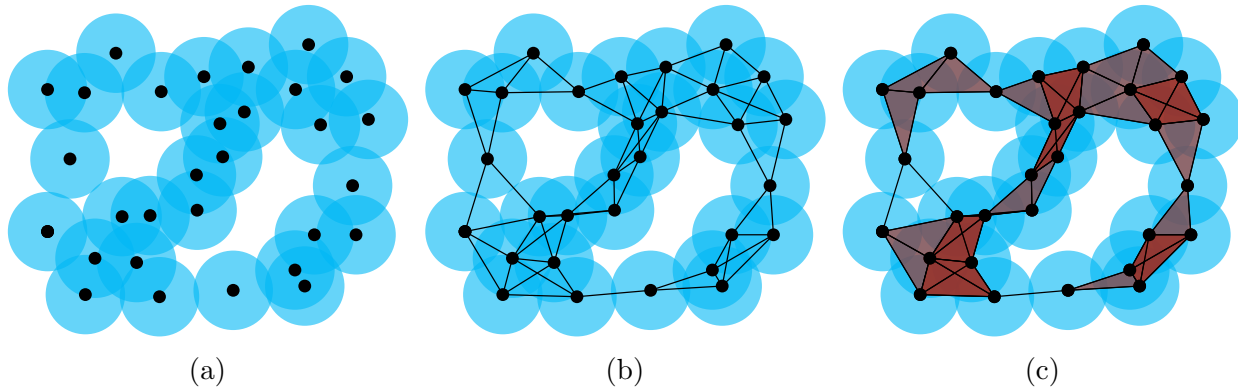


Figure 2: (a) A sensor network at a fixed point in time, (b) its connectivity graph, and (c) its Čech complex. See Extension 1 for a video of mobile sensor networks.

and its complement $X(t)^c = \mathcal{D} \setminus X(t)$ is the uncovered region at time t . Let

$$X = \cup_{t \in I} X(t) \times \{t\} \subset \mathcal{D} \times I$$

be the subset of spacetime covered by sensors, and let $X^c = (\mathcal{D} \times I) \setminus X$ be the uncovered region in spacetime. Both X and X^c are fibrewise spaces, that is, spaces equipped with projection maps $X \rightarrow I$ and $X^c \rightarrow I$ to time. See Figure 3 for two examples.

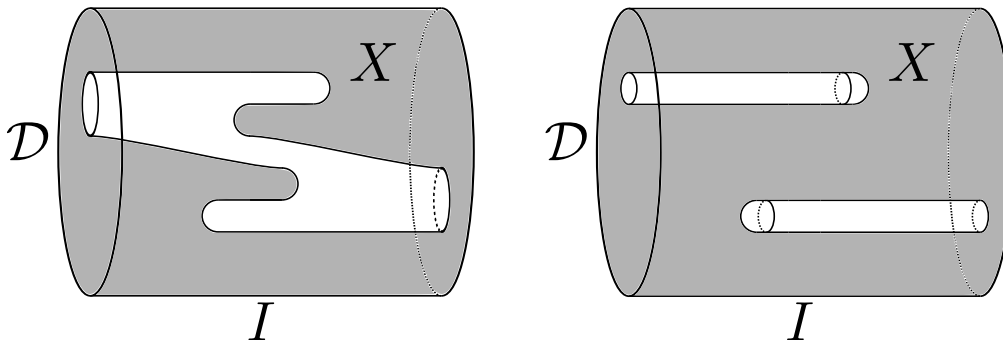


Figure 3: We have drawn two planar sensor networks with domain $\mathcal{D} \subset \mathbb{R}^2$ on the vertical axis and with time I on the horizontal axis. The region X in spacetime covered by the sensors is drawn in gray, and the uncovered region X^c is drawn in white. The network on the left contains an evasion path. The network on the right does not contain an evasion path because an intruder must move continuously and cannot teleport locations.

Potentially there are also intruders moving continuously in this domain. The intruders would like to avoid being detected by the sensors, but an intruder is detected at time t if it lies in the covered region $X(t)$. We say that an evasion path exists when it is possible for a moving intruder to avoid being seen by the sensors.

Definition 1. An *evasion path* in a sensor network is a section $s: I \rightarrow X^c$ of the projection map $p: X^c \rightarrow I$. Equivalently, an evasion path is a continuous map $s: I \rightarrow \mathcal{D}$ such that $s(t) \notin X(t)$ for all t .

Given a sensor network, we would like to determine whether or not an evasion path exists. However, connectivity graphs alone cannot determine the existence of an evasion path. Consider the two sensor networks in Figure 4, and suppose that in each case all three sensors are immobile over the entire time interval. Then the two networks have the same connectivity graphs at each point in time, but the sensor network on the left contains an evasion path while the network on the right does not.

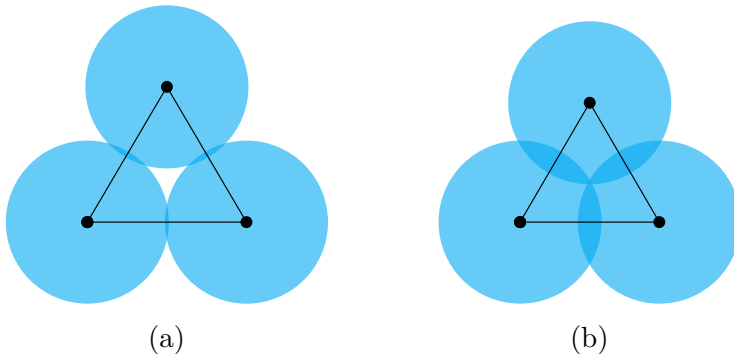


Figure 4: Let (a) and (b) be two different sensor networks. Imagine that no sensor moves over the entire time interval. Then network (a) has an evasion path while network (b) does not, even though the two networks have the same connectivity graph at each point in time.

Since connectivity graphs alone are insufficient, we consider Čech simplicial complexes encoding higher connectivity information. The Čech simplicial complex $C(t)$ of the sensors is the nerve of the unit balls $\{B_{v(t)}\}_{v \in S}$ [EH10]. This means that the vertex set of $C(t)$ is the set of sensors S , and we have a k -simplex when the intersection of the corresponding $(k+1)$ -balls is nonempty. That is, simplex $[v_0 v_1 \dots v_k]$ is in $C(t)$ when

$$B_{v_0(t)} \cap B_{v_1(t)} \cap \dots \cap B_{v_k(t)} \neq \emptyset.$$

See Figure 2(c) for an example. Note that the 1-skeleton of $C(t)$ is the connectivity graph at time t . An important property is that the Čech complex $C(t)$ is homotopy equivalent to the union of the balls $X(t)$ by the nerve lemma [Hat02, Corollary 4G.3]. We are now ready to state the evasion problem.

The Evasion Problem. *Given the time-varying Čech complex $C(t)$ of a sensor network over all times $t \in I$, can one determine if an evasion path exists?*

Remark 1. One can recover the fibrewise homotopy type of the covered region X of a sensor network from the time-varying Čech complex.

Remark 2. In the static setting in which the sensors do not move, one can use the Čech complex to determine whether or not the sensors cover the entire domain \mathcal{D} . The evasion problem asks whether an analogous statement is true in the setting of mobile sensors.

In applications it is generally unreasonable to assume that our sensors can measure Čech complexes. This would require the task of detecting k -fold intersections, which is not possible under many models of minimal sensing. However, we can approximate the Čech complex from either above or below using the Vietoris–Rips complex [Vie27]. The Vietoris–Rips complex is the maximal simplicial complex built on top of the connectivity graph, and hence can be recovered by sensors measuring only two-fold overlaps. This approximation allows us to take results based on Čech complexes and produce analogous approximate results using only Vietoris–Rips complexes; see Appendix B for more details. For example, the results in [dG06] are stated in terms of Vietoris–Rips complexes. We avoid such approximations and instead use Čech complexes.

4 Work of de Silva and Ghrist

In order to explain de Silva and Ghrist’s work on the evasion problem, we first define the stacked Čech complex. The stacked Čech complex is a single cell complex encoding the Čech simplicial complexes $C(t)$ for all times $t \in I$. We assume there are only a finite number of times

$$0 < t_1 < \dots < t_n < 1$$

when the Čech complex changes. Hence for t and t' in either (t_i, t_{i+1}) , $[0, t_1)$, or $(t_n, 1]$, we have $C(t) = C(t')$. Moreover, we assume that at each time t_i simplices are either added to or removed from the Čech complex but not both. Since the sensors balls are closed, a simplex σ is

- added at time t_i if $\sigma \in C(t_i)$ but $\sigma \notin C(t)$ for $t \in (t_{i-1}, t_i)$, and
- removed at time t_i if $\sigma \in C(t_i)$ but $\sigma \notin C(t)$ for $t \in (t_i, t_{i+1})$.

Choose interleaving times

$$0 = s_0 < t_1 < s_1 < \dots < t_n < s_n = 1.$$

Definition 2. The *stacked Čech complex* $p: SC \rightarrow I$ is the fibrewise space obtained from the disjoint union $\coprod_{i=0}^n C(s_i) \times [t_i, t_{i+1}]$, where $t_0 = 0$ and $t_{n+1} = 1$, by identifying

- $C(s_{i-1}) \times \{t_i\}$ as a subset of $C(s_i) \times \{t_i\}$ if simplices are added at t_i , and
- $C(s_i) \times \{t_i\}$ as a subset of $C(s_{i-1}) \times \{t_i\}$ if simplices are removed at t_i .

Map $p: SC \rightarrow I$ is the projection onto the second coordinate, and note that $p^{-1}(t) = C(t)$.

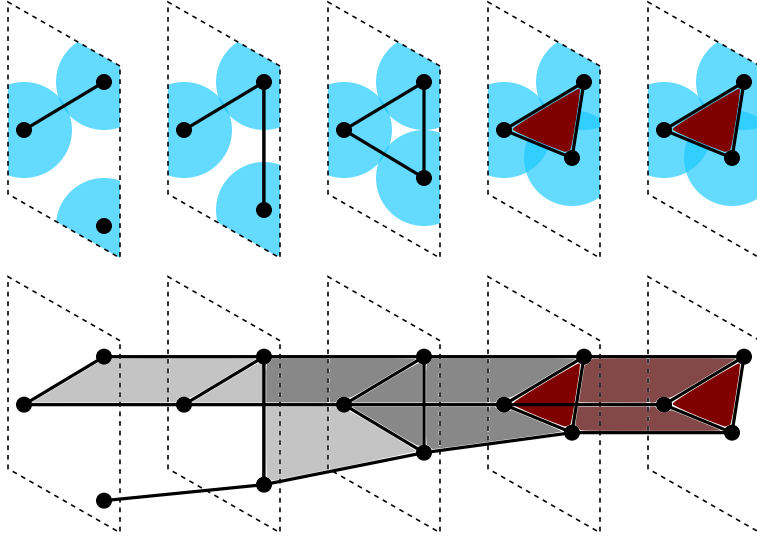


Figure 5: The stacked Čech complex for three sensor nodes. The top row shows how the Čech complex changes: initially the Čech complex consists of an edge and a vertex, and as the sensors move closer together two more edges and a 2-simplex are added. The bottom row shows the stacked Čech complex, obtained by adding prism cells.

This definition is similar to the definition of the stacked Vietoris–Rips complex in [dG06]. See Figure 5 for a small example.

De Silva and Ghrist give a partial answer to the evasion problem in Theorem 7 of [dG06]. We state their result using the stacked Čech complex instead of the stacked Vietoris–Rips complex, and for $\mathcal{D} \subset \mathbb{R}^d$ with dimension d arbitrary. Recall that a subset of immobile fence sensors covers the boundary $\partial\mathcal{D}$, and let $F \times [0, 1]$ be the subcomplex of the stacked Čech complex SC consisting of only these fence sensors.

Theorem 7 of [dG06], reformulated. *If there exists some $[\alpha] \in H_d(SC, F \times [0, 1])$ with $0 \neq [\partial\alpha] \in H_{d-1}(F \times [0, 1])$, then there is no evasion path in the sensor network.*

We explain the picture behind this theorem. Suppose there is some

$$[\alpha] \in H_d(SC, F \times [0, 1])$$

with $0 \neq [\partial\alpha]$. Let α be a relative d -cycle in SC that represents the homology class $[\alpha]$. The condition $0 \neq [\partial\alpha]$ means that the boundary of α wraps a nontrivial number of times around $F \times [0, 1]$. We think of α as a “sheet” in the region of spacetime covered by the sensors that separates time zero from time one; see Figure 6(a). If there is such a relative cycle α then no evasion path can exist. For example, Theorem 7 of [dG06] proves there is no evasion path in the sensor network in Figure 6(b).

Theorem 7 of [dG06] is equivalent to the following statement: if there is an evasion path in the sensor network, then every $[\alpha] \in H_d(SC, F \times [0, 1])$ satisfies $0 = [\partial\alpha]$. This homological

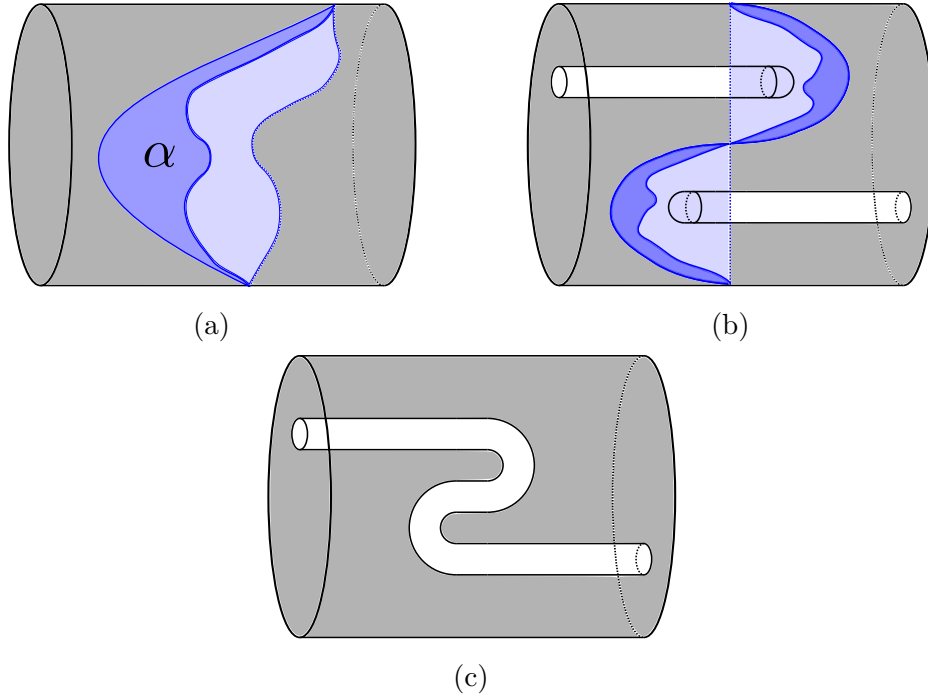


Figure 6: (a) A relative 2-cycle α from Theorem 7 of [dG06] is depicted in blue. (b) Theorem 7 of [dG06] proves that there is no evasion path in this sensor network. (c) Although there is no evasion path in this network, Theorem 7 of [dG06] does not apply.

criterion is necessary but not sufficient for the existence of an evasion path. The insufficiency is demonstrated by the sensor network in Figure 6(c): every $[\alpha] \in H_d(SC, F \times [0, 1])$ satisfies $0 = [\partial\alpha]$, but there is no evasion path since an intruder cannot move backwards in time. Can we sharpen this theorem to get necessary and sufficient conditions?

5 Zigzag Persistence

We introduce zigzag persistence in this section before applying it to the evasion problem in the following section. Zigzag persistence [Cd10] is a generalization of persistent homology [ELZ02, ZC05] in which the maps can go in either direction, and zigzag persistence is also the specific case of quiver theory [Gab72, DW05] when the underlying quiver is a Dynkin diagram of type A_n .

A zigzag diagram is a directed graph with n vertices and $n - 1$ arrows

$$\bullet_1 \leftrightarrow \bullet_2 \leftrightarrow \bullet_3 \leftrightarrow \dots \leftrightarrow \bullet_{n-1} \leftrightarrow \bullet_n,$$

where each arrow points either to the left or to the right. Fix a field k . A zigzag module V is a diagram

$$V_1 \xleftarrow{q_1} V_2 \xleftarrow{q_2} \dots \xleftarrow{q_{n-2}} V_{n-1} \xleftarrow{q_{n-1}} V_n,$$

where each V_i is a finite vector space over k and each q_i is a linear map pointing either to the left or to the right. A morphism f between two zigzag modules V and W is a diagram

$$\begin{array}{ccccccc} V_1 & \longleftrightarrow & V_2 & \longleftrightarrow & \dots & \longleftrightarrow & V_{n-1} & \longleftrightarrow & V_n \\ f_1 \downarrow & & f_2 \downarrow & & & & f_{n-1} \downarrow & & f_n \downarrow \\ W_1 & \longleftrightarrow & W_2 & \longleftrightarrow & \dots & \longleftrightarrow & W_{n-1} & \longleftrightarrow & W_n \end{array}$$

in which all of the squares commute. If each f_i is an isomorphism of vector spaces, then f is an isomorphism of zigzag modules. In the language of category theory, a zigzag module is a functor from the free category generated by a zigzag diagram to the category of finite vector spaces, and a morphism between two zigzag modules is a natural transformation [Mac98].

The direct sum of two zigzag modules V and V' is given by $(V \oplus V')_i = V_i \oplus V'_i$, with connecting linear maps of the form $q_i \oplus q'_i$. For birth and death indices $1 \leq b \leq d \leq n$, the interval module $\mathbb{I}(b, d)$ is defined by

$$\mathbb{I}(b, d)_i = \begin{cases} k & \text{if } b \leq i \leq d \\ 0 & \text{otherwise.} \end{cases}$$

The connecting linear maps of $\mathbb{I}(b, d)$ are identity maps $\mathbb{1}$ between adjacent copies of the field k , and zero maps otherwise. So $\mathbb{I}(b, d)$ looks like

$$0 \leftrightarrow \dots \leftrightarrow 0 \leftrightarrow k \xleftarrow{\mathbb{1}} \dots \xleftarrow{\mathbb{1}} k \leftrightarrow 0 \leftrightarrow \dots \leftrightarrow 0,$$

where the first k is in slot b and the last k is in slot d . As in persistent homology, a zigzag module is described up to isomorphism by its barcode decomposition [Gab72, Cd10].

Theorem 1 (Gabriel). *A zigzag module V can be decomposed as*

$$V \cong \bigoplus_{i=1}^N \mathbb{I}(b_i, d_i),$$

where the factors in the decomposition are unique up to reordering.

A barcode is a multiset of intervals of the form $[b, d]$, and the barcode for a zigzag module $V \cong \bigoplus_{i=1}^N \mathbb{I}(b_i, d_i)$ is $\{[b_1, d_1], [b_2, d_2], \dots, [b_N, d_N]\}$.

Given a fibrewise space $p: Y \rightarrow I$ and a choice of discretization

$$0 = s_0 < s_1 < \dots < s_n = 1,$$

we build a zigzag module that models how the homology of fibrewise space Y changes with time. Let $Y_i = p^{-1}(s_i)$ and let $Y_i^{i+1} = p^{-1}([s_i, s_{i+1}])$. We have the zigzag diagram

$$Y_0 \hookrightarrow Y_0^1 \hookrightarrow Y_1 \hookrightarrow \dots \hookrightarrow Y_{n-1} \hookrightarrow Y_{n-1}^n \hookrightarrow Y_n \tag{1}$$

of topological spaces and inclusion maps [CdM09]. See Figure 7 for an example. We assume

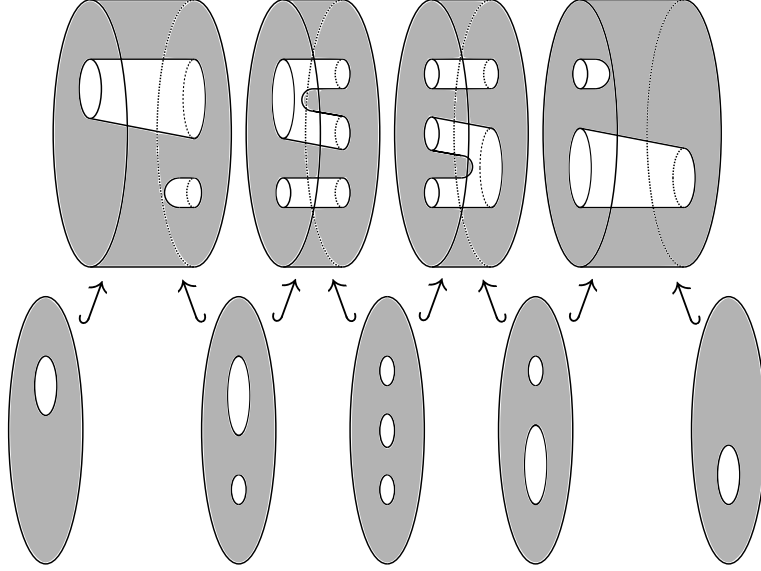


Figure 7: A zigzag diagram built from the fibrewise space in Figure 1.

that each Y_i and Y_i^{i+1} have finite-dimensional homology and cohomology, each taken with coefficients in a field k . Applying the j -dimensional homology functor H_j to (1) gives the zigzag module

$$H_j(Y_0) \rightarrow H_j(Y_0^1) \leftarrow H_j(Y_1) \rightarrow \dots \leftarrow H_j(Y_{n-1}) \rightarrow H_j(Y_{n-1}^n) \leftarrow H_j(Y_n).$$

We denote this zigzag module $ZH_j(Y)$, leaving implicit the choice of discretization and the choice of coefficient field. Applying the j -dimensional cohomology functor H^j to (1) gives the zigzag module

$$H^j(Y_0) \leftarrow H^j(Y_0^1) \rightarrow H^j(Y_1) \leftarrow \dots \rightarrow H^j(Y_{n-1}) \leftarrow H^j(Y_{n-1}^n) \rightarrow H^j(Y_n),$$

which we denote $ZH^j(Y)$. Note the directions of the arrows have been reversed because cohomology is contravariant.

The following lemmas will be useful in the proof of Theorem 2. The first lemma states that zigzag persistent homology and cohomology are invariants of fibrewise homotopy type, and the second lemma states that the barcodes for zigzag persistent homology and cohomology are identical.

Lemma 1. *If Y and W are fibrewise homotopy equivalent then $ZH_j(Y) \cong ZH_j(W)$ and $ZH^j(Y) \cong ZH^j(W)$.*

Proof. Let $f: Y \rightarrow W$ be a fibrewise homotopy equivalence. This induces the commutative diagram

$$\begin{array}{ccccccccccc}
Y_0 & \longleftarrow & Y_0^1 & \longleftarrow & Y_1 & \longleftarrow & \dots & \longleftarrow & Y_{n-1} & \longleftarrow & Y_{n-1}^n & \longleftarrow & Y_n \\
f_0 \downarrow & & f_0^1 \downarrow & & f_1 \downarrow & & & & f_{n-1} \downarrow & & f_{n-1}^n \downarrow & & f_n \downarrow \\
W_0 & \longleftarrow & W_0^1 & \longleftarrow & W_1 & \longleftarrow & \dots & \longleftarrow & W_{n-1} & \longleftarrow & W_{n-1}^n & \longleftarrow & W_n
\end{array}$$

where each map f_i or f_i^{i+1} is defined via restriction and is a homotopy equivalence. Since homology is a homotopy invariant, applying H_j gives the commutative diagram

$$\begin{array}{ccccccccccc}
H_j(Y_0) & \longrightarrow & H_j(Y_0^1) & \longleftarrow & H_j(Y_1) & \longrightarrow & \dots & \longleftarrow & H_j(Y_{n-1}) & \longrightarrow & H_j(Y_{n-1}^n) & \longleftarrow & H_j(Y_n) \\
\downarrow & & \downarrow & & \downarrow & & & & \downarrow & & \downarrow & & \downarrow \\
H_j(W_0) & \longrightarrow & H_j(W_0^1) & \longleftarrow & H_j(W_1) & \longrightarrow & \dots & \longleftarrow & H_j(W_{n-1}) & \longrightarrow & H_j(W_{n-1}^n) & \longleftarrow & H_j(W_n)
\end{array}$$

in which each vertical map is an isomorphism. Hence $ZH_j(Y) \cong ZH_j(W)$. The proof for cohomology is analogous. \square

Lemma 2. *The barcodes for $ZH_j(Y)$ and $ZH^j(Y)$ are equal as multisets of intervals.*

Proof. The version of this lemma with persistent homology instead of zigzag persistence is given in Proposition 2.3 of [dMVJ11], and our proof is analogous. Because their arrows point in different directions, the zigzag modules $ZH_j(Y)$ and $ZH^j(Y)$ live in different categories and cannot be isomorphic. However, consider the decomposition

$$ZH_j(Y) \cong \bigoplus_{l=1}^N \mathbb{I}(b_l, d_l)$$

from Theorem 1. Applying the contravariant functor $\text{Hom}(\ ; k)$ produces the decomposition

$$\text{Hom}(ZH_j(Y); k) \cong \bigoplus_{l=1}^N \mathbb{I}(b_l, d_l),$$

where the directions of the arrows in the zigzag modules have been reversed. Naturality of the Universal Coefficient Theorem [Hat02, Theorem 3.2] with coefficients in a field gives $ZH^j(Y) \cong \text{Hom}(ZH_j(Y); k)$, and hence the barcodes for $ZH_j(Y)$ and $ZH^j(Y)$ are equal as multisets of intervals. \square

6 Applying Zigzag Persistence to the Evasion Problem

We began studying the evasion problem with the goal of finding an if-and-only-if criterion for the existence of an evasion path using zigzag persistence, which in this setting describes how the homology of the region covered by sensors changes with time.

Consider the times $0 < t_1 < \dots < t_n < 1$ when the Čech complex changes and choose interleaving times

$$0 = s_0 < t_1 < s_1 < \dots < t_n < s_n = 1.$$

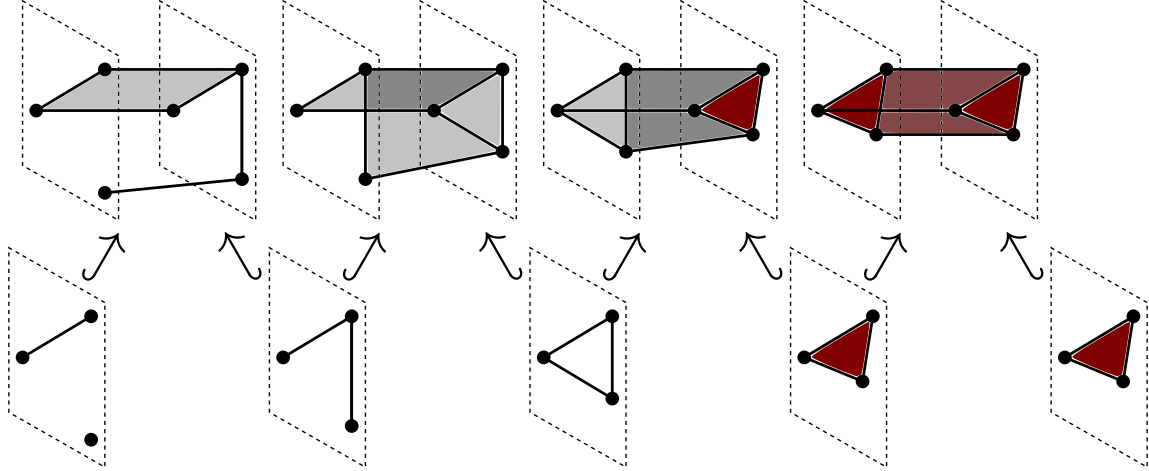


Figure 8: The zigzag diagram for the stacked Čech complex from the three sensor nodes in Figure 5.

We saw in Section 5 that the discretization $0 = s_0 < s_1 < \dots < s_n = 1$ produces a zigzag diagram of spaces from any fibrewise space, and we will consider the fibrewise spaces X , X^c , and SC . Figure 8 depicts the zigzag diagram built from a stacked Čech complex SC .

Lemma 3. *For X the region of spacetime covered by sensors and SC the stacked Čech complex, we have $ZH_j(X) \cong ZH_j(SC)$.*

Proof. By the nerve lemma we have the following commutative diagram with each vertical arrow a homotopy equivalence.

$$\begin{array}{ccccccccc}
 SC_0 & \hookrightarrow & SC_0^1 & \longleftarrow & SC_1 & \hookrightarrow & \dots & \longleftarrow & SC_{n-1} & \hookrightarrow & SC_{n-1}^n & \longleftarrow & SC_n \\
 \downarrow & & \downarrow & & \downarrow & & & & \downarrow & & \downarrow & & \downarrow \\
 X_0 & \hookrightarrow & X_0^1 & \longleftarrow & X_1 & \hookrightarrow & \dots & \longleftarrow & X_{n-1} & \hookrightarrow & X_{n-1}^n & \longleftarrow & X_n
 \end{array}$$

The remainder of the proof is identical to the proof of Lemma 1. □

Our initial hypothesis was that an evasion path would exist in a sensor network if and only if there were a full-length interval $[1, 2n+1]$ in the barcode for $ZH_{d-1}(SC)$. For example, network (a) in Figure 9 has both an evasion path and a full-length interval, and network (b) has neither. Only one direction of this hypothesis is true.

Theorem 2. *If there is an evasion path in a sensor network, then there is a full-length interval $[1, 2n+1]$ in the zigzag barcode for $ZH_{d-1}(SC)$.*

Proof. An evasion path is a section $s: I \rightarrow X^c$, that is, a commutative diagram

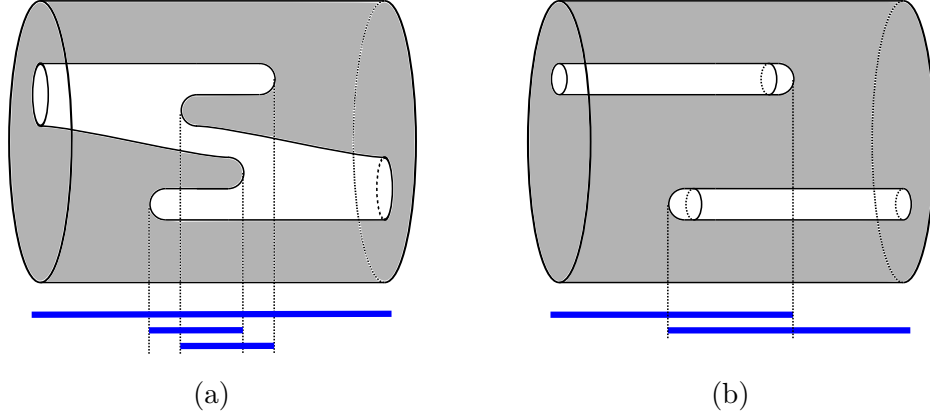


Figure 9: Two planar sensor networks and their barcode decompositions for $ZH_1(X)$.

$$\begin{array}{ccccc}
 I & \xrightarrow{s} & X^c & \xrightarrow{p} & I \\
 & \searrow & & \nearrow & \\
 & & \mathbb{1} & &
 \end{array}$$

with $\mathbb{1}$ the identity map. Applying zigzag homology ZH_0 gives the following commutative diagram.

$$\begin{array}{ccccc}
 ZH_0(I) & \xrightarrow{ZH_0(s)} & ZH_0(X^c) & \xrightarrow{ZH_0(p)} & ZH_0(I) \\
 & \searrow & & \nearrow & \\
 & & \mathbb{1} & &
 \end{array}$$

Since the identity map on $ZH_0(I) \cong \mathbb{I}(1, 2n + 1)$ factors through $ZH_0(X^c)$, the splitting lemma [Hat02, Section 2.2] implies that the barcode decomposition for $ZH_0(Y)$ contains a summand isomorphic to $\mathbb{I}(1, 2n + 1)$. Hence there is a full-length interval $[1, 2n + 1]$ in the barcode for $ZH_0(X^c)$. Next we need a version of Alexander Duality [Hat02, Theorem 3.44]. We apply Theorem 3.11 of [Kal13], which uses the Diamond Principle of [Cd10] and our Lemma 2, to obtain a full-length interval in $ZH_{d-1}(X)$. Since $ZH_{d-1}(X) \cong ZH_{d-1}(SC)$ by Lemma 3, the proof is complete. \square

Remark 3. This theorem is as discerning as the reformulated version of Theorem 7 of [dG06]. That is, one theorem can be used to prove that no evasion path exists in a sensor network if and only if the other theorem can be used. However, suppose that the sensors move for a long period of time. In this case the amalgamated complex used in Corollary 3 of [dG06] to compute their homological criterion may become quite large. By contrast, the algorithm for computing zigzag persistence runs in a streaming fashion that does not require storing the sensor network across all times simultaneously [CdM09]. Hence computing our Theorem 2 may be more feasible for sensors moving over a long period of time.

Interestingly, the converse to Theorem 2 is false. This is demonstrated by the sensor network in Figure 10(a). It is tempting to guess that the barcode for this network consists of the intervals drawn on top in black, but they are crossed out because they are incorrect. The correct barcode beneath contains a full-length interval $[1, 2n + 1]$ even though there is no evasion path. We explain this counterintuitive barcode in Figure 10(b), and we give a second explanation in Section 7.

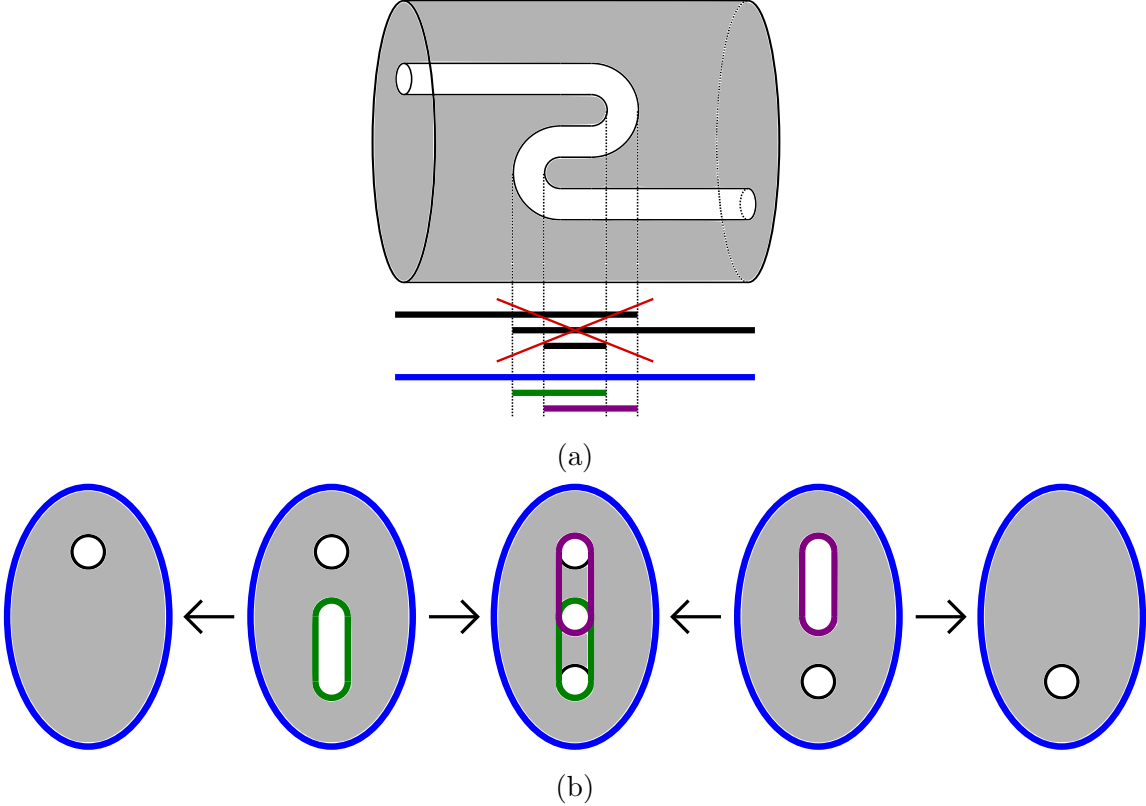


Figure 10: (a) It is tempting to guess that the barcode for $ZH_1(X)$ consists of the crossed-out intervals on top in black, but instead the correct barcode is drawn beneath in blue, green, and purple. Note there is a full-length interval $[1, 2n + 1]$ even though there is no evasion path in this network. (b) A coarsened version of the zigzag diagram for X . The cycles drawn in blue, green, and purple are generators for the three intervals in $ZH_1(X)$.

Caution 2.9 from [Cd10] explains that although every submodule isomorphic to an interval in a persistent homology module corresponds to a direct summand, the same is not true for zigzag modules. The sensor networks in Figures 9(b) and 10(a) are good examples of this caution. The zigzag modules for both sensor networks have a submodule isomorphic to the full-length interval module $\mathbb{I}(1, 2n + 1)$, but Figure 10(a) contains $\mathbb{I}(1, 2n + 1)$ as a summand whereas Figure 9(b) does not.

7 Dependence on the Embedding

It turns out that the answer to the evasion problem is no: in general, neither the time-varying Čech complex $C(t)$ of a sensor network nor the fibrewise homotopy type of covered region X determine if an evasion path exists. The ambient isotopy class of the fibrewise embedding of X into spacetime $\mathcal{D} \times I$ also matters.

We demonstrate this impossibility result using the planar sensor networks (a) and (b) in Figure 11. Let us describe network (a). Initially, the bottom half of domain \mathcal{D} is covered by sensors. These sensors retreat to the boundary, leaving a horizontal line of sensors. Two sensors on this line jut out towards the top of \mathcal{D} , forming three sides of a square. These two sensors move closer together, completing the square. The bottom two sensors in this square move apart, breaking the bottom edge of the square. The curvy line of sensors straightens out. Finally, sensors flood from the boundary to cover the top half of \mathcal{D} . Network (b) is identical to (a) except that the square opens towards the bottom of \mathcal{D} . For a video of these sensor networks, see Extension 1.

The time-varying Čech complexes $C(t)$ for the two networks are identical, but network (a) has an evasion path while network (b) does not. Furthermore, the covered regions for these two networks are fibrewise homotopy equivalent, and the stacked Čech complexes are fibrewise homeomorphic. However, the uncovered regions for the networks are not fibrewise homotopy equivalent, and in particular (a) has a section while (b) does not. Thus the existence of an evasion path depends not only on the fibrewise homotopy type of the sensor network but also on how the sensor network is fibrewise embedded in spacetime $\mathcal{D} \times I$. Moreover, in domain $\mathcal{D} \subset \mathbb{R}^d$ for any $d \geq 2$ there exists a pair of analogous sensor networks¹.

Remark 4. In the static setting in which the sensors do not move, one can use the Čech complex to determine if the sensors cover the entire domain \mathcal{D} . However, in the setting of mobile sensors, the time-varying Čech complex does not in general determine if there exists an evasion path or not.

In Section 6 we promised a second explanation for the counterintuitive zigzag barcode in Figure 10(a), which we give now. The sensor network in Figure 10(a) is the same as the network in Figure 11(b), whose covered region is fibrewise homotopy equivalent to the covered region for the network in Figure 11(a). Hence by Lemma 1 their zigzag barcodes must be equal, and the zigzag barcodes for the network in Figure 11(a) are shown in Figure 9(a).

Embeddings are a central theme in topology. For topological spaces X and Y , an embedding $f: X \hookrightarrow Y$ maps X injectively and homeomorphically onto its image. A typical goal is to classify the space of embeddings up to some notion of equivalence, such as isotopy or ambient isotopy, and the difficulty of this task depends heavily on the spaces X and Y . Knot theory considers the case when X is the circle and $Y = \mathbb{R}^3$, and higher dimensional analogues are even more complicated. However, for some choices of manifolds X and Y , homotopy based classifications for the space of embeddings do exist [Whi44, Hae61, Ada93]. For the evasion problem (and also its natural extension in which one would like to describe not only

¹Analogous examples in $\mathcal{D} \subset \mathbb{R}^1$ require the sensors to turn off and then back on.

whether an evasion path exists but also the entire space of evasion paths), it would be useful to have extensions of embedding theory both to the setting of non-manifold spaces and to the setting of fibrewise spaces. One possibility is to try to adapt the tools of embedding calculus [Wei99] to a fibrewise setting.

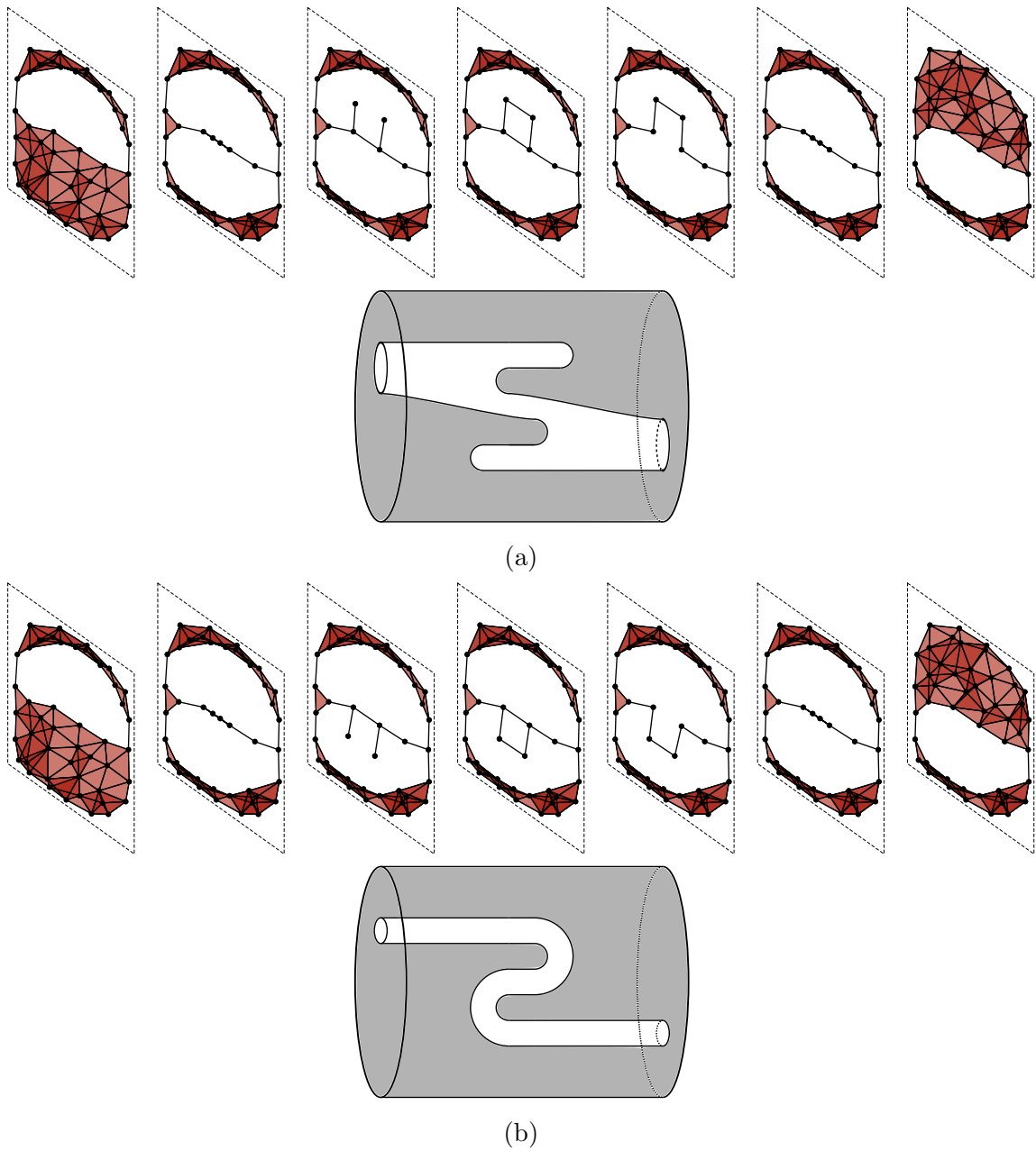


Figure 11: Each subfigure is a sensor network represented both as seven sequential Čech complexes and as a covered region X in spacetime $\mathcal{D} \times I$. At each time $t \in I$ the Čech complexes $C(t)$ in (a) and (b) are identical. Moreover, the two covered regions are fibrewise homotopy equivalent. Nevertheless, network (a) contains an evasion path, but network (b) does not because the intruder cannot travel backwards in time. See Extension 1 for a video of these sensor networks.

8 Sensors Measuring Cyclic Orderings

Since neither the time-varying Čech complex nor the fibrewise homotopy type of covered region X are sufficient to determine if an evasion path exists, what minimal sensing capabilities might we add? In this section we assume the sensors live in a planar domain $\mathcal{D} \subset \mathbb{R}^2$ and that each sensor measures the cyclic ordering of its neighbors, as in [GLPS08]. It is not uncommon for sensors to measure this weak angular data, for example by performing circular radar sweeps. In Theorem 3 we give necessary and sufficient conditions for the existence of an evasion path based on this rotation information.

Theorem 3 relies on the alpha complex of the sensors. Let $V_{v(t)}$ be the Voronoi cell

$$V_{v(t)} = \{y \in \mathcal{D} \mid \|v(t) - y\| \leq \|\tilde{v}(t) - y\| \text{ for all } \tilde{v} \in S\}$$

of all points in \mathcal{D} closest to sensor v at time t . The alpha complex $A(t)$ is the nerve of the convex sets $\{B_{v(t)} \cap V_{v(t)}\}_{v \in S}$ [EM94, EH10]. It is a subcomplex of both the Čech complex and of the Delaunay triangulation, and is homotopy equivalent to the Čech complex and to the union of the sensor balls. For points in general position the 1-skeleton of the alpha complex is embedded in the plane, though the 1-skeleton of the Čech complex need not be. Recovering the alpha complex instead of the Čech complex requires significantly stronger sensors. However, if each sensor measures the local distances to its overlapping neighbors, which may be approximated by time-of-flight, then this data determines the alpha complex [FM09].

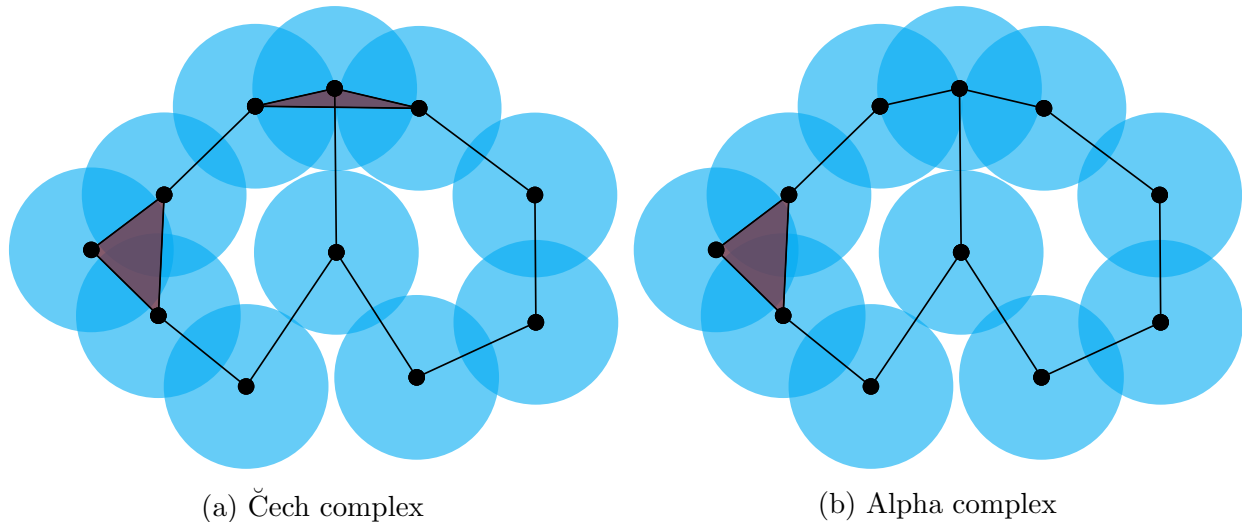


Figure 12: The alpha complex is a homotopy equivalent subcomplex of the Čech complex. For points in general position the 1-skeleton of the alpha complex is embedded in the plane, but the 1-skeleton of the Čech complex need not be.

We assume there are only a finite number of times $0 < t_1 < \dots < t_n < 1$ when the alpha complex changes. Hence for t and t' in (t_i, t_{i+1}) , $[0, t_1)$, or $(t_n, 1]$ we have identical alpha

complexes $A(t) = A(t')$. Moreover, we assume that at each t_i one of the following changes to the alpha complex occurs.

1. A single edge is added or removed.
2. A single 2-simplex is added or removed.
3. A free pair consisting of a 2-simplex and a face edge with no other cofaces is added or removed.
4. A Delaunay edge flip occurs.

We assume that each sensor measures the clockwise cyclic ordering of its neighbors in the alpha complex. This cyclic ordering data is necessarily fixed in each interval (t_i, t_{i+1}) , $[0, t_1)$, or $(t_n, 1]$.

Theorem 3. *Suppose we have a planar sensor network with covered region $X(t)$ connected at each time $t \in I$. Then from the time-varying alpha complex and the time-varying cyclic orderings of the neighbors about each sensor, we can determine whether or not an evasion path exists.*

Proof. Let $A^1(t)$ be the 1-skeleton of the alpha complex at time t . For each vertex v we have a cyclic permutation π_v acting on the incident edges, where $\pi_v(e)$ is the successor of edge e in the clockwise ordering around v . This gives $A^1(t)$ the structure of a rotation system [MT01], also called a fat graph or ribbon graph [Igu02]. A rotation system partitions the directed edges of $A^1(t)$ into sets of boundary cycles. Each boundary cycle is a loop of directed edges $(e_1 e_2 \dots e_k)$ constructed so that if v_i is the target vertex of directed edge e_i , then $\pi_{v_i}(e_i) = e_{i+1}$, where $e_{k+1} = e_1$. See Figure 13 for an example, and note that this cyclic ordering data distinguishes the two sensor networks in Figure 11.

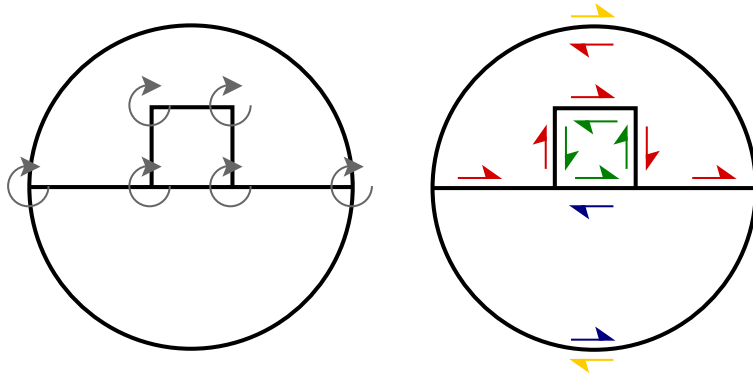


Figure 13: An example rotation system. The cyclic orderings are drawn on the left in gray, and the four boundary cycles are drawn on the right in red, green, blue, and yellow.

The boundary cycles of $A^1(t)$ are in bijective correspondence with the connected components of $\mathbb{R}^2 \setminus A^1(t)$. Removing the boundary cycles of length three that are filled by

2-simplices (and also the boundary cycle corresponding to the outside of $\partial\mathcal{D}$) produces a bijection with the connected components of the uncovered region $X(t)^c$. Hence by tracking the boundary cycles of $A^1(t)$ we can measure how the connected components of the uncovered region merge, split, appear, and disappear. In other words, we can reconstruct the Reeb graph of $X^c \rightarrow I$ [Ree46].

We will maintain labels on the boundary cycles of $A^1(t)$ so that a boundary cycle is labeled *true* if the corresponding connected component of $\mathbb{R}^2 \setminus A^1(t)$ may contain an intruder and *false* if not. At time $t = 0$ we label the boundary cycles of length three filled by 2-simplices in $A(0)$ (and also the boundary cycle corresponding to the outside of $\partial\mathcal{D}$) as *false*. All other boundary cycles are labeled *true*. When we pass a time t_i when the alpha complex changes, we update the labels as follows.

1. If a single edge is added, then a single boundary cycle splits in two since $X(t)$ is connected. Each new boundary cycle maintains the original label. If a single edge is removed, then two boundary cycles merge since $X(t)$ remains connected, and the new cycle is labeled *true* if either of the original two cycles were labeled *true*.
2. If a single 2-simplex is added, then the label on the corresponding boundary cycle of length three is set to *false*. If a single 2-simplex is removed, then the label on the corresponding boundary cycle of length three remains *false*.
3. If a free pair consisting of a 2-simplex and a face edge is added, then a boundary cycle splits into two with one label unchanged. The other label corresponding to the added 2-simplex is set to *false*. If a free pair is removed, then the boundary cycle of length three corresponding to the 2-simplex is removed and the label on the other modified boundary cycle remains unchanged.
4. If a Delaunay edge flip occurs, then two boundary cycles labeled *false* are replaced by two different boundary cycles also labeled *false*.

An evasion path exists in the sensor network if and only if there is a boundary cycle in $A^1(1)$ labeled *true*. Such a boundary cycle corresponds to a connected component of the uncovered region $X(1)^c$ at time one which could contain an intruder. \square

Figure 14 shows that the connectedness assumption in Theorem 3 is necessary. It is an open question if the cyclic ordering information along with the time-varying Čech complex (instead of the time-varying alpha complex) suffice.

Open Question. Suppose we have a planar sensor network with $X(t)$ connected at each time t . Using only the time-varying Čech complex and the time-varying cyclic orderings of the neighbors about each sensor, is it possible to determine if an evasion path exists?

An answer to this open question would fill the gap between Theorem 7 of [dG06] or equivalently our Theorem 2, which use only minimal sensor capabilities but are not sharp, and our Theorem 3, which is sharp but requires more advanced sensors measuring alpha complexes. One difficulty in working with the Čech complex is that its 1-skeleton need not be embedded in the plane; see Figure 12(a).

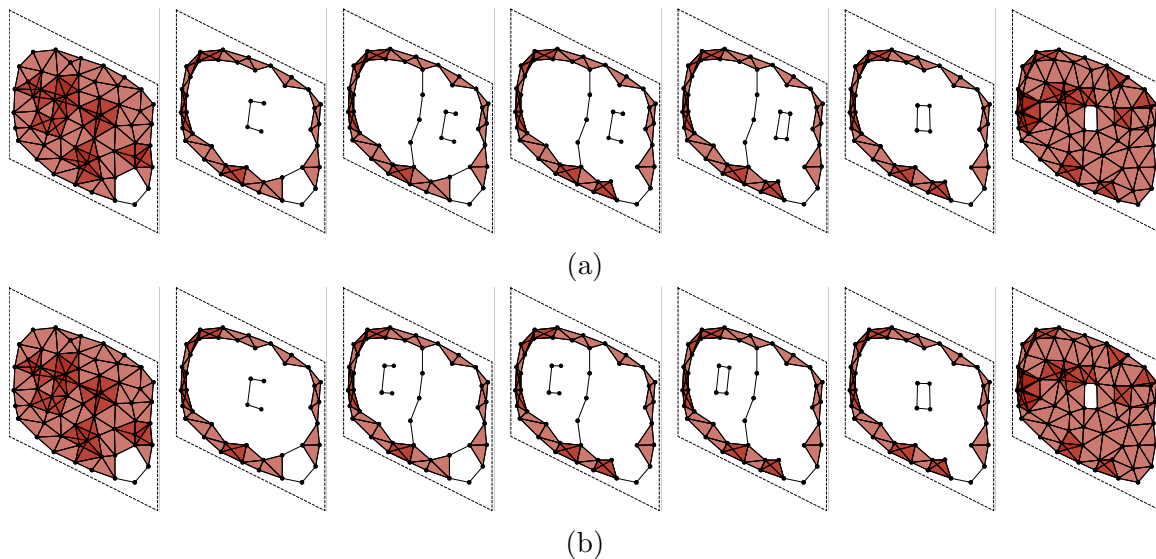


Figure 14: Each subfigure is a sensor network represented by seven sequential Čech complexes. At each time the Čech complexes, alpha complexes, and cyclic ordering information are identical. Nevertheless, network (a) contains an evasion path but network (b) does not. Hence it is necessary in Theorem 3 to assume that each $X(t)$ is connected.

9 Conclusions

This paper addresses an evasion problem for mobile sensor networks in which the sensors don't know their locations and instead measure only local connectivity data. In [dG06], de Silva and Ghrist provide a homological criterion depending on this limited input which rules out the existence of an evasion path in many sensor networks. We use zigzag persistence to produce a criterion of equivalent discriminatory power that also allows for streaming computation, which is an important feature for sensor networks moving over a long period of time.

It turns out that no method relying on connectivity data alone can determine in all cases if an evasion path exists. Indeed, we provide examples showing that the fibrewise homotopy type of the sensor network does not determine the existence of an evasion path; the embedding of the sensor network in spacetime also matters. We therefore consider a stronger model for planar sensors which measure cyclic orderings and alpha complexes, and given this model we provide necessary and sufficient conditions for the existence of an evasion path.

We end with two possible directions for future research. First, we are interested in the open question from Section 8: can one determine the existence of an evasion path using only Čech complexes and the cyclic ordering data? An answer to this question would fill the gap between Theorem 7 of [dG06] (or equivalently our Theorem 2) and our Theorem 3. Second, the evasion problem motivates a natural extension discussed in [Ada13]: can we

describe the entire space of evasion paths? Knowledge about the space of evasion paths may be helpful in determining how to best patch a sensor network that contains an evasion path. Alternatively, we may want to find the evasion path that maintains the largest separation between the intruder and the sensors, that requires an intruder to move the shortest distance, or that requires an intruder to move at the lowest top speed. Knowledge about the space of sections may be helpful for such problems.

Funding

This work was supported by the National Science Foundation [DMS 0905823, DMS 0964242]; the Air Force Office of Scientific Research [FA9550-09-1-643, FA9550-09-1-0531]; and the National Institutes of Health [I-U54-ca49145-01]. H. Adams was supported by a Ric Weiland Graduate Fellowship at Stanford University.

A Index to Multimedia Extensions

Extension	Media Type	Description
1	Video	Video of the two sensor networks in Figure 11

B Čech Complex Approximations

In this appendix we explain the Vietoris–Rips approximation to the Čech complex. We still assume that each sensor covers a ball of radius one, but we now consider different communication distances between the sensors. Two sensors no longer detect when they overlap, but instead when their centers are within communication distance 2ϵ . Hence the sensors measure a time-varying communication graph which at time t has an edge between sensors v and \tilde{v} if $\|v(t) - \tilde{v}(t)\| \leq 2\epsilon$.

The Vietoris–Rips complex $\text{VR}(t, \epsilon)$ is the maximal simplicial complex built on top of the connectivity graph with communication distance 2ϵ at time t . Equivalently, a simplex is in $\text{VR}(t, \epsilon)$ when its diameter is at most 2ϵ [Vie27]. Note a simplex is included in $\text{VR}(t, \epsilon)$ when all its edges are in the connectivity graph, and so the Vietoris–Rips complex can be constructed from the connectivity graph. See Figure 15 for an example.

By changing the communication distance of the sensors, we can approximate the Čech complex from either direction using a Vietoris–Rips complex. Jung’s Theorem [Jun01] implies

$$\text{VR}\left(t, \sqrt{\frac{d+1}{2d}}\right) \subset C(t) \subset \text{VR}(t, 1).$$

Let $p: \text{VR}(t, \epsilon) \rightarrow \mathbb{R}^d$ be the projection of the Vietoris–Rips complex into \mathbb{R}^d . It follows from Jung’s Theorem that if every continuous map $s: I \rightarrow \mathcal{D}$ satisfies $s(t) \in p\left(\text{VR}\left(t, \sqrt{\frac{d+1}{2d}}\right)\right)$ for some t , then there is no evasion path. Similarly, if there is a continuous map $s: I \rightarrow \mathcal{D}$ with

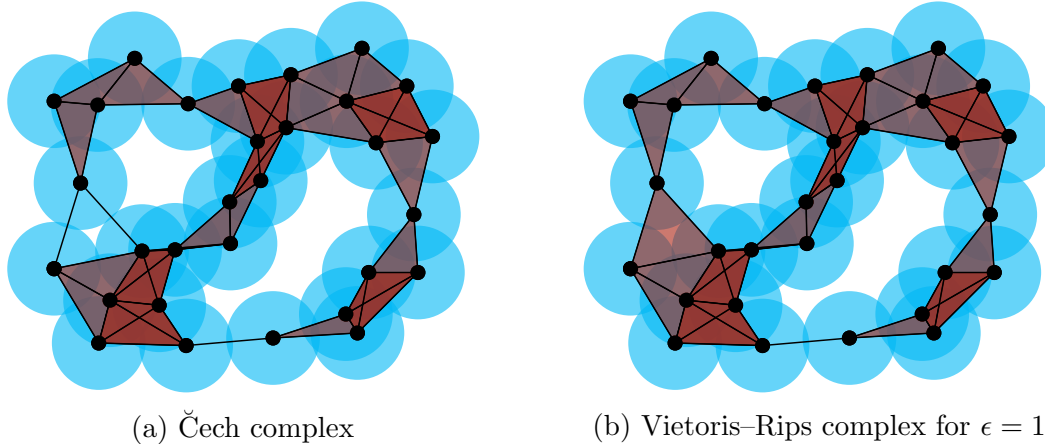


Figure 15: Note the 2-simplex that is absent from the Čech complex but is present in the Vietoris-Rips complex.

$s(t) \notin p(\text{VR}(t, 1))$ for all t , then there is an evasion path. Hence we can use the time-varying Vietoris-Rips complex to prove one-sided results about the existence of an evasion path. For example, when $d = 2$ the bound $\text{VR}\left(t, \sqrt{\frac{d+1}{2d}}\right) \subset C(t)$ is closely related to Lemma 1 of [dG06], and is used to provide necessary conditions for the existence of an evasion path.

References

- [Ada93] M. Adachi. *Embeddings and Immersions*, volume 124. American Mathematical Society, Providence, 1993.
- [Ada13] H. Adams. Evasion paths in mobile sensor networks. 2013. PhD Thesis, Stanford University, 2013. <http://purl.stanford.edu/ys751yt6799>.
- [AKJ05] N. Ahmed, S. S. Kanhere, and S. Jha. The holes problem in wireless sensor networks: A survey. *ACM SIGMOBILE Mobile Computing and Communications Review*, 9(2):4–18, 2005.
- [BG09] Y. Baryshnikov and R. Ghrist. Target enumeration via Euler characteristic integrals. *SIAM Journal on Applied Mathematics*, 70(3):825–844, 2009.
- [Cd10] G. Carlsson and V. de Silva. Zigzag persistence. *Foundations of Computational Mathematics*, 10(4):367–405, 2010.
- [CDH⁺10] J.-C. Chin, Y. Dong, W.-K. Hon, C. Y. T. Ma, and D. K. Y. Yau. Detection of intelligent mobile target in a mobile sensor network. *IEEE/ACM Transactions on Networking (TON)*, 18(1):41–52, 2010.

- [CdM09] G. Carlsson, V. de Silva, and D. Morozov. Zigzag persistent homology and real-valued functions. In *Proceedings of the 25th Annual Symposium on Computational Geometry*, pages 247–256. ACM, 2009.
- [CHI11] T. H. Chung, G. A. Hollinger, and V. Isler. Search and pursuit-evasion in mobile robotics. *Autonomous Robots*, 31(4):299–316, 2011.
- [CJ98] M. Crabb and I. M. James. *Fibrewise Homotopy Theory*. Springer, London, 1998.
- [dG06] V. de Silva and R. Ghrist. Coordinate-free coverage in sensor networks with controlled boundaries via homology. *International Journal of Robotics Research*, 25(12):1205–1222, 2006.
- [dG07] V. de Silva and R. Ghrist. Coverage in sensor networks via persistent homology. *Algebraic & Geometric Topology*, 7:339–358, 2007.
- [dMVJ11] V. de Silva, D. Morozov, and M. Vejdemo-Johansson. Dualities in persistent (co)homology. *Inverse Problems*, 27(12):124003, 2011.
- [DW05] H. Derksen and J. Weyman. Quiver representations. *Notices of the American Mathematical Society*, 52(2):200–206, 2005.
- [ECPS02] D. Estrin, D. Culler, K. Pister, and G. Sukhatme. Connecting the physical world with pervasive networks. *IEEE Pervasive Computing*, 1(1):59–69, 2002.
- [EH10] H. Edelsbrunner and J. L. Harer. *Computational Topology: An Introduction*. American Mathematical Society, Providence, 2010.
- [ELZ02] H. Edelsbrunner, D. Letscher, and A. Zomorodian. Topological persistence and simplification. *Discrete & Computational Geometry*, 28(4):511–533, 2002.
- [EM94] H. Edelsbrunner and E. P. Mücke. Three-dimensional alpha shapes. *ACM Transactions on Graphics*, 13(1):43–72, 1994.
- [FJ10] G. Fan and S. Jin. Coverage problem in wireless sensor network: A survey. *Journal of Networks*, 5(9):1033–1040, 2010.
- [FM09] M. Fayed and H. T. Mouftah. Localised alpha-shape computations for boundary recognition in sensor networks. *Ad Hoc Networks*, 7(6):1259–1269, 2009.
- [Gab72] P. Gabriel. Unzerlegbare darstellungen I. *Manuscripta Mathematica*, 10(1):71–103, 1972.
- [GD08] A. Ghosh and S. K. Das. Coverage and connectivity issues in wireless sensor networks: A survey. *Pervasive and Mobile Computing*, 4(3):303–334, 2008.
- [GG12] J. Gao and L. Guibas. Geometric algorithms for sensor networks. *Philosophical Transactions of the Royal Society A*, 370(1958):27–51, 2012.

- [GLPS08] R. Ghrist, D. Lipsky, S. Poduri, and G. Sukhatme. Surrounding nodes in coordinate-free networks. In *Algorithmic Foundation of Robotics VII*, pages 409–424. Springer, 2008.
- [Hae61] A. Haefliger. Differentiable imbeddings. *Bulletin of the American Mathematical Society*, 67(1):109–112, 1961.
- [Hat02] A. Hatcher. *Algebraic Topology*. Cambridge University Press, Cambridge, 2002.
- [Igu02] K. Igusa. *Higher Franz-Reidemeister Torsion*, volume 31. American Mathematical Society, 2002.
- [Jun01] H. W. Jung. Über die kleinste Kugel die eine räumliche Figur einschliesst. *J. Reine Angew. Math.*, 123:241–257, 1901.
- [Kal13] S. Kališnik. Alexander duality for parameterized homology. *Homology, Homotopy and Applications*, 2013. Forthcoming.
- [LBD⁺05] B. Liu, P. Brass, O. Dousse, P. Nain, and D. Towsley. Mobility improves coverage of sensor networks. In *Proceedings of the 6th ACM International Symposium on Mobile Ad Hoc Networking and Computing*, pages 300–308, 2005.
- [Mac98] S. Mac Lane. *Categories for the Working Mathematician*, volume 5. Springer, New York, 1998.
- [MT01] B. Mohar and C. Thomassen. *Graphs on Surfaces*, volume 2. Johns Hopkins University Press, Baltimore, 2001.
- [Ree46] G. Reeb. Sur les points singuliers d’une forme de pfaff complètement intégrable ou d’une fonction numérique. *Comptes Rendus de L’Académie ses Séances, Paris*, 222:847–849, 1946.
- [Vie27] L. Vietoris. Über den höheren zusammenhang kompakter räume und eine klasse von zusammenhangstreuen abbildungen. *Mathematische Annalen*, 97(1):454–472, 1927.
- [Wan11] B. Wang. Coverage problems in sensor networks: A survey. *ACM Computing Surveys*, 43(4):32, 2011.
- [Wei99] M. Weiss. Embeddings from the point of view of immersion theory: Part I. *Geometry and Topology*, 3:67–101, 1999.
- [Whi44] H. Whitney. The self-intersections of a smooth n -manifold in $2n$ -space. *The Annals of Mathematics*, 45(2):220–246, 1944.
- [ZC05] A. Zomorodian and G. Carlsson. Computing persistent homology. *Discrete & Computational Geometry*, 33(2):249–274, 2005.