

Origin of Dust around V1309 Sco

Chunhua Zhu¹, Guoliang Lü^{1†}, Zhaojun Wang¹
†guolianglv@gmail.com

ABSTRACT

The origin of dust grains in the interstellar medium is still open problem. Nicholls et al. (2013) found the presence of a significant amount of dust around V1309 Sco which maybe originate from the merger of a contact binary. We investigate the origin of dust around V1309 Sco, and suggest that these dust grains are efficiently produced in the binary-merger ejecta. By means of *AGBDUST* code, we estimate that $\sim 5.2 \times 10^{-4} M_{\odot}$ of dust grains are produced, and their radii are $\sim 10^{-5}$ cm. These dust grains mainly are composed of silicate and iron grains. Because the mass of the binary-merger ejecta is very small, the contribution of dust produced by binary-merger ejecta to the overall dust production in the interstellar medium is negligible. However, it is the most important that the discovery of a significant amount of dust around V1309 Sco offers a direct support for the idea—common-envelope ejecta provides an ideal environment for dust formation and growth. Therefore, we confirm that common-envelope ejecta can be important source of cosmic dust.

Subject headings: ISM: dust—binaries: close—stars: evolution

1. Introduction

One of the important constituents of the interstellar medium (ISM) is dust which plays a crucial role in the astrophysics of the ISM, from the thermodynamics and chemistry of the gas to the dynamics of star formation. The origin of cosmic dust is still an open problem. According to popular point of view, dust mainly originates from the stellar wind of asymptotic giant branch (AGB) stars (Gail et al. 2009), or supernova (SN) ejecta (Dunne et al. 2003). However, Draine (2009) estimated that the dust originating from AGB stars and supernova could be only 10% of interstellar dust if their lifetimes are considered. Similarly, in the Large and Small Magellanic Clouds, Matsuura et al. (2009, 2013) and Boyer et al. (2012) found that the accumulated dust mass from AGB stars and possibly SNe is significant less than the dust mass in the ISM, and they suggested that dust must be formed by another unknown mechanism or grow in the

ISM which was put forward by Draine & Salpeter (1979). Unfortunately, the destruction and growth processes of dust in the ISM are poorly understood (e.g., Dwek et al. 2007).

According to the classical theory of nucleation (Feder et al. 1966), the saturation pressure in most cases falls more rapidly than the pressure of the vapour, and the vapour becomes supersaturated when saturated vapour expands adiabatically. The formation of dust grains from the gas phase can occur from vapour in a supersaturated state. Therefore, some authors suggested that the ejecta during common-envelope (CE) evolution in close binary systems can provide a good environment for dust formation and growth (e.g., Lü et al. 2013; Ivanova et al. 2013). Compared to AGB stars, Lü et al. (2013) found that the dust quantities produced by CE ejecta may be significant or even dominated. Thus, it can be seen that the majority of dust in ISM may originate from CE ejecta. However, there is no direct evidence on observations to support their model.

Very recently, Nicholls et al. (2013) showed that V1309 Sco had become dominated by mid-

¹School of Physical Science and Technology, Xinjiang University, Urumqi, 830046, China.

IR emission since eruption, which indicated the presence of a significant amount of dust in the circumstellar environment. V1309 Sco erupted in September 2008 (Nakano et al. 2008). Subsequently, its evolution marked it as a new member of the 'red novae' (Mason et al. 2010). Soker & Tylenda (2003) suggested that red novae were produced by binary merger. Tylenda et al. (2011) analysed the data of V1309 Sco photometrically observed by the OGLE project since August 2001, and showed that it indeed originated from the merger of contact binary. Up to now, V1309 Sco is the first documented case of a binary merger. Furthermore, having considered that the absence of detectable mid-IR emission before the outburst, Nicholls et al. (2013) suggested that the dust around V1309 Sco was produced in the eruptive merger event.

In general, before a binary merger, the binary undergoes a CE phase which forms as a result of dynamical timescale mass exchange in close binaries and plays an essential role in their evolution (see, e.g., Paczynski 1976; Iben & Livio 1993). In most cases, CE evolution involves a giant star (donor) transferring matter to a main sequence star or a degenerate dwarf (gainer) on a dynamical timescale. The giant envelope overfills the Roche lobes of both stars and engulfs the giant core and its companion, and forms a CE. During the CE phase, owing to its expansion the CE rotates more slowly than the orbit velocity of the giant core and the donor, which results in friction occurring. Then, orbital energy is transferred to the CE via dynamical friction between the orbiting components and the non-corotating CE. If the orbital energy is enough large, whole CE can be ejected on a dynamical timescale, the binary does not merge and a close binary is left. In this work, the whole envelope ejected is called as CE ejecta. The CE ejecta rapidly expands, and its temperature rapidly decreases. Lü et al. (2013) investigated that dust forms and grows in it.

If the orbital energy is too small, the gainer and the donor merge into a single star, and part of CE may be ejected. In order to distinguish from CE ejecta, we call the matter ejecta in this case as binary-merger ejecta. Usually, compared with whole CE mass, the mass of a binary-merger ejecta is small. Using the 3D SPH code *StarCrash*, Ivanova et al. (2013) performed several numerical

simulations to estimate the mass ejected during the merging process of the progenitor binary of V1309 Sco. In their simulations the merger ejects a small fraction of the giant envelope, and the ejected mass varies from 0.03 to 0.08 M_{\odot} . Ivanova et al. (2013) suggested that the binary-merger ejecta rapidly cooled down, and potentially formed dust around V1309 Sco. In present work, we try to simulate the dust formation and growth in the binary-merger ejecta around V1309 Sco. If the merger event in V1309 Sco indeed produced a significant amount of dust, it means that dust can efficiently form and grow in the binary merger ejecta. Similarly, dust can do so in the CE ejecta. Therefore, observed dust around the V1309 Sco offers a support for the new origin of cosmic dust, which was proposed by Lü et al. (2013).

In this paper, we explain the origin of dust around V1309 Sco and show the quantity and properties of these dust grains. In §2 the model of the ejecta during binary merger is described. Results and discussions are given in §3. §4 gives conclusions.

2. Dust Model for V1309 Sco

In order to simulate the formation and growth of dust around V1309 Sco, we must know its progenitor which was composed of a gainer and a donor. Tylenda et al. (2011) estimated the luminosity and effective temperature of the progenitor of V1309 Sco, and suggested that the donor was at the beginning of the red giant branch. According to the observational constraints, Stępień (2011) computed the evolution of the progenitor binary of V1309 Sco from zero-age main sequence to binary merger. He showed that all possible progenitor systems had undergone the second Roche lobe overflow before merger. At this time, the donor was a giant star and its mass was $\sim 1.5 M_{\odot}$; the gainer's mass was $\sim 0.15 M_{\odot}$ and binary orbital period was ~ 1.4 days.

Based on the popular model of binary evolution, if the donor is overflowing its Roche lobe, the progenitor will undergo a CE evolution and the donor and the gainer finally merge into V1309 Sco. During the above progress, a portion of the donor's envelope is ejected. Dust formation and growth mainly depend on the mass, temperature and mass density of the ejecta.

2.1. Mass of Ejecta

At the beginning of the giant branch, the donor in the progenitor binary of V1309 Sco had an envelope with a mass of $\sim 1.2M_{\odot}$. As the last section described, Ivanova et al. (2013) estimated that the ejected mass during the binary merging process varies from 0.03 to 0.08 M_{\odot} .

Considering that a significant amount dust around V1309 Sco was found, we adopt an upper limit of their estimate, that is, the ejected mass equals 0.08 M_{\odot} . Because of the ejecting process being on a dynamical timescale, we assume that the most outer matter of donor's envelope is ejected, which is showed by the right region of dotted line in Fig. 1.

2.2. Mass Density and Temperature of Ejecta

The ejecta arising from binary merger immediately expands, and its mass density and temperature begin to decrease. It is possible that dust formation and growth occur in the ejecta. To our knowledge, there is no any comprehensive theoretical model or observational datum to describe the mass density and the temperature of ejecta after binary merger. Considering that binary merger and ejecting matter occur within dynamical timescale, we assume that the ejecta mainly originates from a part of donor's envelope, and its initial mass density and temperature are showed in Fig. 1.

On investigating dust formation and growth in CE ejecta, Lü et al. (2013) assumed a toy model to simulate the evolution of mass density and temperature of CE ejecta. We think that the evolution of mass density and temperature of binary-merger ejecta is similar to that of CE ejecta, and we adopt the descriptions in Lü et al. (2013).

After the matter is ejected, its mass density, ρ , is represented by $\rho = \dot{M}_{\text{ej}}/(4\pi R^2 V)$, where \dot{M}_{ej} and R are the mass-ejection rate and the radial distance of the ejected matter, respectively, and V is the velocity of the ejected matter. We assume V approximately equals to the escape velocity. Because the matter is ejected on a dynamical timescale, we assume that $\dot{M}_{\text{ej}} = \rho_0 4\pi R_0^2 V_0$, where R_0 is the initial radius of the ejected material, V_0 is the the escape velocity of

the ejected matter at R_0 and ρ_0 is the initial mass density. Following Lü et al. (2013), the mass density of binary-merger ejecta at R can be approximated by

$$\rho = \left(\frac{R_0}{R}\right)^{3/2} \rho_0, \quad (1)$$

Lü et al. (2013) considered that the expansion of CE ejecta underwent two different zones in which the evolution of temperature is different.

(i) In the first zone, some hydrogen atoms are ionized. With the temperature decreases, ionized hydrogens gradually turn into hydrogen atoms via releasing certain energy. The released energy can partly be absorbed by CE ejecta, partly be used to drive the CE (Han et al. 1995a,b) or directly is lost from CE ejecta. For simplicity, Lü et al. (2013) introduced a parameter γ to describe the temperature evolution:

$$T = \left(\frac{R_0}{R}\right)^{\gamma} T_0, \quad (2)$$

where T_0 is the initial temperature. The ionization of hydrogen atom can be given by Saha ionization equation.

(ii) In the second zone, the majority of ionized hydrogens have turned into hydrogen atoms, the gas in CE ejecta is similar with that in the surface of red giant. Lü et al. (2013) selected the temperature's evolution given by Lucy (1971, 1976) via

$$T^4 = \frac{1}{2} T_{\text{cr}}^4 \left(1 - \sqrt{1 - \frac{R_{\text{cr}}^2}{R^2}} + \frac{3}{2} \tau_{\text{L}}\right) \quad (3)$$

where τ_{L} is defined by

$$\frac{d\tau_{\text{L}}}{dr} = -\rho \kappa_{\text{H}} \frac{R_{\text{cr}}^2}{R^2}. \quad (4)$$

Where, κ_{H} is the flux averaged mass extinction coefficient, and is calculated by a simple superposition of the extinction of the different dust species and the gas (See details in Gail & Sedlmayr (1999)). Here, R_{cr} is the boundary of two zone where the ion degree of hydrogen atoms equals 1%, and T_{cr} is the temperature of CE ejecta at R_{cr} .

Because of the lack of observational data for temperature evolution of CE ejecta, it is difficult to determine parameter γ . Elvis et al. (2002)

investigated the dust formation in an outflowing wind from quasars. They assumed that the outflowing is an ideal gas obeying polytropic adiabatic scaling and further that the gas is monoatomic with index $\gamma_{\text{ad}} = 5/3$. In their model, the wind cooling law is given by $T/T_0 = (\frac{R_0}{R})^{0.5}$. Based on the results of model calculations by Fransson & Chevalier (1989), Kozasa et al. (1989) adopted an adiabatic index $\gamma_{\text{ad}} = 1.25$ for the early stage of SN explosions. For an adiabatically expanding perfect gas, $\rho T^{\frac{1}{1-\gamma_{\text{ad}}}} = \text{constant}$. If the temperature evolution of the CE ejecta in the inner zone is similar to that in the early stage of a SN explosion. This implies $\gamma \sim 0.4$ in Eq. (2). In order to check parameter γ effects on dust formation, Lü et al. (2013) carried out different simulations in which $\gamma = 0.2, 0.3$ and 0.4 , respectively. They found that CE ejecta could efficiently produce dust in the simulation with $\gamma = 0.4$. We also carried out a test: If $\gamma = 0.5$, most of Si, Fe and Mg elements condense into the dust grains of silicate and iron. Considering that Nicholls et al. (2013) found a significant amount of dust in the circumstellar environment around V1309 Sco, we take $\gamma = 0.4$ in this work.

2.3. Dust Formation and Growth

Using *AGBDUST* code, Gail & Sedlmayr (1999) had investigated the condensation and growth of dust grains in the stellar wind from AGB star (Also see Ferrarotti & Gail 2001, 2002, 2003, 2005). As the last section mentioned, the binary-merger ejecta in the second zone is similar to the stellar wind from AGB star. We use *AGBDUST* code to simulate the dust formation and growth in the binary-merger ejecta. In the *AGBDUST* code, for a gas given temperature and mass density (The temperature and the mass density of binary-merger ejecta are determined by Eqs.(1), (2) and (3).), the chemical abundances affect the dust species.

For a single star, three dredge-up processes and hot bottom burning in a star with initial mass higher than $4M_{\odot}$ may change the chemical abundances of the stellar envelope (Iben & Renzini 1983). In binary systems, mass transfer can change the chemical abundances of stellar envelope. Stepień (2011) showed that the progenitor of V1309 Sco had undergone two Roche lobe overflows and the giant before binary merger had

accreted a large amount of matter ($\sim 0.6\text{--}1.0 M_{\odot}$) from its companion at the first Roche lobe overflow. According to the models of Stepień (2011), the giant and its companion in the progenitor of V1309 Sco had only undergone the first dredge-up. Iben & Renzini (1983) showed that the effects of the first dredge-up are a reduction of ^{12}C by approximately 30% and no change in the ^{16}O abundance at the stellar surface. Other key elements (Fe, Si, Mg and S) in stellar envelope for dust formation do not change. Therefore, if we assume that the initial abundances are similar with those on the surface of the Sun, the abundance ratio of carbon element to oxygen element (C/O) in the giant envelope is 0.4 which also is the value of C/O in the binary-merger ejecta. According to Gail & Sedlmayr (1999), the most abundant dust species formed in the circumstellar matter ($C/O < 1$) are olivine- and pyroxene-type silicate grains, quartz and iron grains. Before these dust grains start to condense, there must be some kind of seed nuclei. However, the formation of the seed nuclei are also very difficult problem (e.g., Gail & Sedlmayr 1999). The *AGBDUST* code assumes that the seed nuclei have existed, and their radii are 1 nm (Gail & Sedlmayr 1999; Ferrarotti & Gail 2006). When the temperature of binary-merger ejecta cools down to a limit value, the different elements of dust dust species condensate on the surfaces of these seed nuclei. The details can be seen in Gail & Sedlmayr (1999) and Ferrarotti & Gail (2006).

In *AGBDUST* code, besides the temperature, velocity, mass density and chemical abundances, the stellar luminosity and mass can affect dust formation and growth. However, their effects are weak because the region of dust formation is far away from the binary system (Lü et al. 2013). Therefore, we ignore them. In addition, other input parameters (Such as outer radius of the zone for dust formation and the number of radial gridpoints in *AGBDUST* code) which are not specifically mentioned are taken to have the default values as in Ferrarotti & Gail (2006).

3. Results and Discussions

We simulate the dust formation and growth in the binary-merger ejecta from the progenitor of V1309 Sco. Their quantities produced along the

donor’s mass coordinate are showed in Fig. 2. According to our simulations, $\sim 5.2 \times 10^{-4} M_{\odot}$ of dust grains are produced. Due to the small sticking efficiency for quartz (Gail & Sedlmayr 1999), its quantity in dust grains is negligible. The dust around V1309 Sco consists of olivine- and pyroxene-type silicate grains and iron grains. The proportion of olivine-type silicate grains in whole dust grains is $\sim 50\%$ and the proportion of pyroxene-type silicate grains is $\sim 30\%$.

Similar to CE ejecta, the mass density ($\sim 3.3 \times 10^{-11} \text{g cm}^{-3}$) of the binary-merger ejecta in the dust forming zone is much higher than that ($\sim 5 \times 10^{-14} \text{g cm}^{-3}$) in an AGB wind (Lü et al. 2013). This condition is very favorable for dust formation and growth. About 90% of the Si elements in the binary-merger ejecta condensate into silicate grains, and about 50% of the Fe elements condensate into iron grains.

Nicholls et al. (2013) did not estimate total dust mass around V1309 Sco because the observational data can not allow to estimate the radial extent of the dust. However, they found two particular results:

- (i) The temperature of the dust are warm ($\sim 800 \pm 25 \text{K}$), which indicates that dust grains form recently;
- (ii) The best fit to the absorption features is amorphous pyroxene grains whose sizes are $\sim 3 \times 10^{-4} \text{cm}$ and shape distributions are hollow sphere.

In our simulations, the temperature of the region in which dust grains efficiently grow is $\sim 1100\text{--}900 \text{K}$. This is consistent with the observations. However, as Fig. 3 shows, the radii of different dust grains in our simulations are $\sim 0.7\text{--}2.8 \times 10^{-5} \text{cm}$, which is much smaller than the observational value. We consider that reasons are the followings:

- (i) The *AGBDUST* code assumes that all olivine-type silicate, pyroxene-type silicate and iron grains have the shape of solid sphere. Given a certain mass, a dust grain with a shape of hollow sphere has a radius larger than that with a shape of solid sphere.
- (ii) In *AGBDUST* code, given the gas’s mass density, temperature and chemical compositions, the sizes of dust grains are affected by an artificial parameter n_d which is the number density of seed nuclei of the different dust species. Ferrarotti & Gail

(2003) suggested that a lower density number of seed nuclei seems to give too small dust quantities for the silicates and probably too big silicate dust particle radii which are bigger than the upper cutoff of the size distribution derived by Jura (1996). In order to better agreement with the results in Jura (1996), Ferrarotti & Gail (2003) assumed that $n_d = 3 \times 10^{-13} N_H$, where N_H is the number of hydrogen nuclei. Correspondingly, the radii of dust grains calculated by *AGBDUST* are $\sim 10^{-5} \text{cm}$. We had carried out different simulations in which n_d is changed from $3 \times 10^{-13} N_H$ to $10^{-15} N_H$. The radii of different dust grains increase up to $5 \times 10^{-5} \text{cm}$, which is still much smaller than observational value.

Our simulations underestimate the radii of dust grains around V1309 Sco. The main reason may come from the different environments between the stellar wind of AGB stars and the binary-merger ejecta. Larger grains require the process of dust formation and growth in a more stable environment (Nicholls et al. 2013).

Fig.4 gives the amounts of dust produced in the binary-merger ejecta as a function of the distance to V1309 Sco. Based on our models, majority of dust grains form in the region of $\sim 10^{13} - 10^{17} \text{cm}$ away from V1309 Sco. Nicholls et al. (2013) found a significant amount of dust around V1309 Sco between 18 and 23 months after outburst. Mason et al. (2010) discovered that V1309 Sco spectra were characterized by low velocities (The emission lines *FWHM* and their extended wings never exceeded 150 km s^{-1} and 1000 km s^{-1} , respectively). Similarly, simulating the merging process of the progenitor binary of V1309 Sco, Ivanova et al. (2013) showed that some of the ejecta only barely faster than the local escape velocity (It is $\sim 420 \text{ km s}^{-1}$) and some will get significantly more specific kinetic energy. If we assume that the ejecta velocity is $\sim 100\text{--}1000 \text{ km s}^{-1}$, dust grains discovered by Nicholls et al. (2013) should be located in a zone of $\leq 10^{14} - 10^{16} \text{cm}$ away from V1309 Sco. This is agreement with our results.

4. Conclusions

The discovery of a significant amount of dust around V1309 Sco directly supports the point of view in Lü et al. (2013), that is, CE ejecta in a

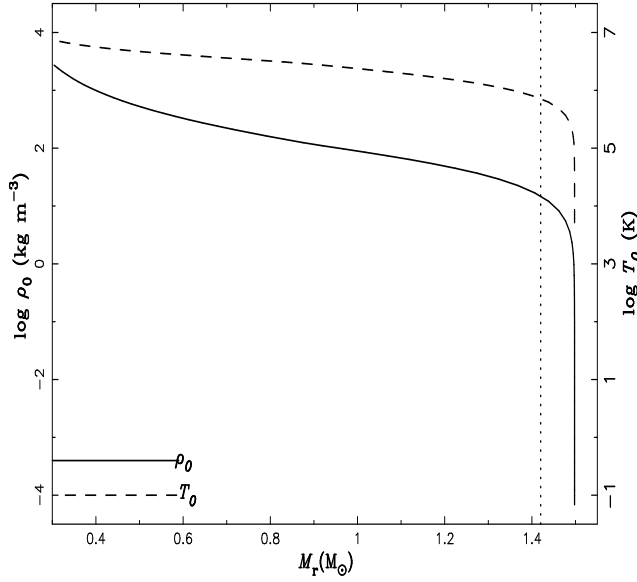


Fig. 1.— The mass density and the temperature of the donor' envelope in the progenitor of V1309 Sco at the beginning of binary merger. The envelope on the right region of dotted line is ejected during merging process.

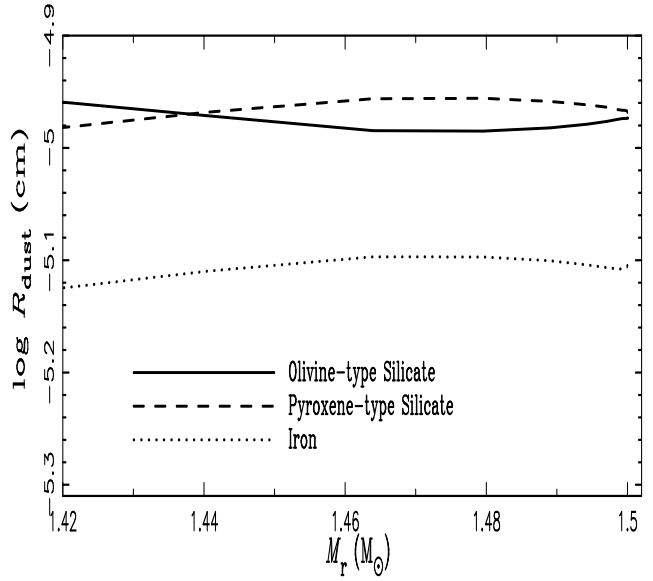


Fig. 3.— The radii of different dust grains along the mass coordinate of the donor. The key to the line-styles representing different dust species is given in the bottom left corner.

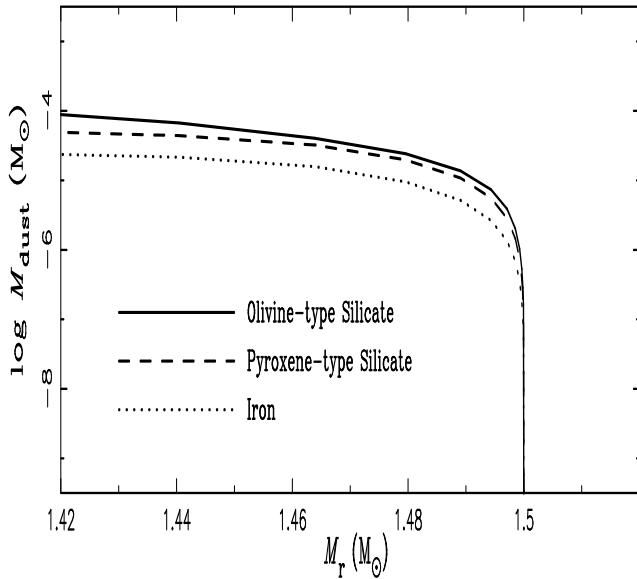


Fig. 2.— The quantities of different dust species along the mass coordinate of the donor. The key to the line-styles representing different dust species is given in the bottom left corner.

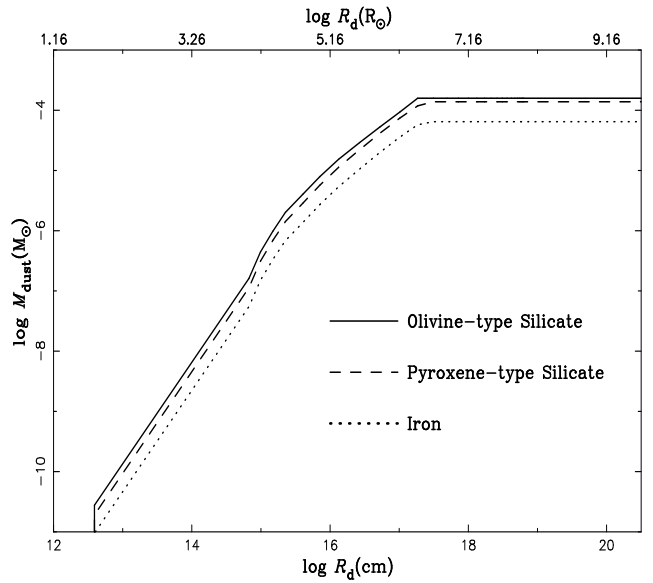


Fig. 4.— The amounts of dust produced in the binary-merger ejecta as a function of the distance to V1309 Sco.

close binary system provides an ideal environment for dust formation and growth. Using their toy model, we find that the ejecta of progenitor-binary merger can efficiently produce dust and there are $\sim 5.2 \times 10^{-4} M_{\odot}$ of dust grains around V1309 Sco.

Based on Han et al. (1995b), about 20% of all binary systems undergo CE evolutions, and about 40% of these CE evolutions result in binary mergers. However, as Fig. 1 shows, only tiny part of whole envelope is ejected. Compared with CE ejecta, the contribution of dust produced by binary-merger ejecta to the overall dust production in the ISM is negligible.

Acknowledgments

GL thanks H.-P. Gail for offering *AGBDUST* code. This work was supported by the National Natural Science Foundation of China under Nos. 11363005, 11063002 and 11163005, Foundation of Ministry of Education under No. 211198 and Foundation of Huoyingdong under No. 121107.

REFERENCES

- Boyer, M. L., et al. 2012, *ApJ*, 748, 40
- Draine, B. T. 2009, in *Astronomical Society of the Pacific Conference Series*, Vol. 414, *Cosmic Dust - Near and Far*, ed. T. Henning, E. Grün, & J. Steinacker, 453
- Draine, B. T., & Salpeter, E. E. 1979, *ApJ*, 231, 438
- Dunne, L., Eales, S., Ivison, R., Morgan, H., & Edmunds, M. 2003, *Nature*, 424, 285
- Dwek, E., Galliano, F., & Jones, A. P. 2007, *ApJ*, 662, 927
- Elvis, M., Marengo, M., & Karovska, M. 2002, *ApJ*, 567, L107
- Feder, J., Russell, K. C., Lothe, J., & Pound, G. M. 1966, *Advances in Physics*, 15, 111
- Ferrarotti, A. S., & Gail, H. 2001, *A&A*, 371, 133
- . 2002, *A&A*, 382, 256
- . 2003, *A&A*, 398, 1029
- . 2005, *A&A*, 430, 959
- . 2006, *A&A*, 447, 553
- Fransson, C., & Chevalier, R. A. 1989, *ApJ*, 343, 323
- Gail, H., & Sedlmayr, E. 1999, *A&A*, 347, 594
- Gail, H.-P., Zhukovska, S. V., Hoppe, P., & Trieloff, M. 2009, *ApJ*, 698, 1136
- Han, Z., Eggleton, P. P., Podsiadlowski, P., & Tout, C. A. 1995a, *MNRAS*, 277, 1443
- Han, Z., Podsiadlowski, P., & Eggleton, P. P. 1995b, *MNRAS*, 272, 800
- Iben, Jr., I., & Livio, M. 1993, *PASP*, 105, 1373
- Iben, Jr., I., & Renzini, A. 1983, *ARA&A*, 21, 271
- Ivanova, N., Justham, S., Avendano Nandez, J. L., & Lombardi, J. C. 2013, *Science*, 339, 433
- Jura, M. 1996, *ApJ*, 472, 806
- Kozasa, T., Hasegawa, H., & Nomoto, K. 1989, *ApJ*, 344, 325
- Lü, G., Zhu, C., & Podsiadlowski, P. 2013, *ApJ*, 768, 193
- Lucy, L. B. 1971, *ApJ*, 163, 95
- . 1976, *ApJ*, 205, 482
- Mason, E., Diaz, M., Williams, R. E., Preston, G., & Bensby, T. 2010, *A&A*, 516, A108
- Matsuura, M., Woods, P. M., & Owen, P. J. 2013, *MNRAS*, 429, 2527
- Matsuura, M., et al. 2009, *MNRAS*, 396, 918
- Nakano, S., et al. 2008, *IAU Circ.*, 8972, 1
- Nicholls, C. P., et al. 2013, *ArXiv e-prints*
- Paczynski, B. 1976, in *IAU Symposium*, Vol. 73, *Structure and Evolution of Close Binary Systems*, ed. P. Eggleton, S. Mitton, & J. Whelan, 75
- Soker, N., & Tylenda, R. 2003, *ApJ*, 582, L105
- Stępień, K. 2011, *A&A*, 531, A18
- Tylenda, R., et al. 2011, *A&A*, 528, A114

This 2-column preprint was prepared with the AAS L^AT_EX macros v5.2.

