

Introduction to Khovanov Homologies.
 III. A new and simple tensor-algebra construction
 of Khovanov-Rozansky invariants

V.Dolotin and A.Morozov

ITEP, Moscow, Russia

ABSTRACT

We continue to develop the tensor-algebra approach to knot polynomials with the goal to present the story in elementary and comprehensible form. The previously reviewed description of Khovanov cohomologies for the gauge group of rank $N - 1 = 1$ was based on the cut-and-join calculus of the planar cycles, which are involved rather artificially. We substitute them by alternative and natural set of cycles, not obligatory planar. Then the whole construction is straightforwardly lifted from $SL(2)$ to $SL(N)$ and reproduces Khovanov-Rozansky (KR) polynomials, simultaneously for all values of N . No matrix factorization and related tedious calculations are needed in such approach, which can therefore become not only conceptually, but also practically useful.

Contents

1	Introduction	3
2	From knots to knot diagrams and tensor algebras	3
3	Basic ideas in the case of $N = 2$ and beyond	6
3.1	Hypercube $H(\mathcal{D})$ of colorings	6
3.2	Colorings as resolutions	6
3.3	Morphisms between the resolutions	7
4	Standard approach to Jones polynomials: planar cycles	7
4.1	Resolutions, leading to planar cycles	7
4.2	Towards knot/link polynomials	7
4.3	Implication of $R2$ invariance	8
5	From 2 to N, HOMFLY polynomials	9
5.1	Another system of cycles	9
5.2	1-dimensional hypercube and the $R1$ -invariance	10
5.3	Double eight	11
5.4	Hopf link and the $R2$ -invariance:	12
5.5	Other 2-strand knots and links	13
5.5.1	Trefoil in the 2-strand realization	13
5.5.2	Generic knot/link $[2, k]$	13
5.5.3	Towards Kauffman-like formalism	14
5.6	Trefoil and the figure-eight knot in the 3-strand realization	16
5.7	Twist knots	17
5.7.1	$p = 1$ (includes trefoil 3_1)	19
5.7.2	$p = 2$ (includes trefoil $3_1 = 3_2$ and figure eight 4_1)	19
5.7.3	$p = 3$ (includes 5_2 and 4_1)	20
5.7.4	Generic p	22

6	Substitute of KR cohomologies	24
6.1	The idea	24
6.2	Unknot. The choice of the main vector space: $V = C^N$	25
6.2.1	Unreduced superpolynomial	25
6.2.2	Reduced superpolynomial	25
6.3	Betti numbers from Euler characteristic: naive approach	26
6.4	Spaces and morphisms. Unknot as an eight	26
6.4.1	Listing	26
6.4.2	Morphisms and differentials	27
6.4.3	Reduced case	28
6.4.4	Drawing: reduced case	28
6.4.5	Drawing: unreduced case	29
6.5	Example of the 2-foil (Hopf link)	29
6.5.1	Hopf: unreduced case	29
6.5.2	Hopf: reduced case	30
6.5.3	Another channel: two unknots. Reduced case	31
6.5.4	Another channel: two unknots. Unreduced case	32
6.6	3-foil	32
6.6.1	Two different morphisms on the case of unreduced trefoil	32
6.6.2	Morphisms	33
6.6.3	Unreduced trefoil in different channels	34
6.6.4	Reduced trefoil in three different channels	37
6.7	k -folds	39
6.7.1	Betti numbers for arbitrary 2-strand torus knots	39
6.7.2	Betti numbers for arbitrary 2-strand torus links	39
6.7.3	How this works. Reduced case	40
6.7.4	How this works. Unreduced case	42
6.8	Double eight	42
6.8.1	Reduced case. The Seifert channel (initial point $\bullet\bullet$)	42
6.8.2	Reduced case. The anti-Seifert channel (initial point $\circ\circ$)	42
6.8.3	Reduced case. Orthogonal channel (initial point $\bullet\circ$)	43
6.8.4	Reduced case: Another Orthogonal channel $\circ\bullet$	43
6.8.5	Unreduced case.	43
6.9	Twist knots	44
7	Appendix: towards the theory of cut-and-join maps	47
7.1	An example of eight. Cut and join operations	47
7.1.1	Primary hypercube	47
7.1.2	The main hypercube	48
7.1.3	The choice of morphisms. "Gauge" invariance.	49
7.1.4	A c -dependent gauge choice and general procedure	51
7.1.5	Associated complex and unreduced superpolynomials	53
7.1.6	Reduced superpolynomials	54
7.2	Double eight. Combinations of cut and join	54
7.2.1	Primary hypercube	54
7.2.2	The main hypercube and the superpolynomials with initial vertices $\bullet\bullet$ and $\circ\circ$	55
7.2.3	A slight reformulation	58
7.2.4	The main hypercube and the superpolynomials with initial vertices $\bullet\circ$ and $\circ\bullet$	59
7.2.5	Morphisms and superpolynomials	60
7.3	The general procedure for the choice of the vector spaces	62
8	Conclusion	63

1 Introduction

The theory of knot polynomials [1, 2] is nowadays one of the fast-developing branches of theoretical and mathematical physics, unifying critical ideas from many different other subjects, from topology to localization and AGT relations. A special part of the story is relation to index theorems and homological algebra. In physical language this is the possibility to reinterpret the averages of characters in Chern-Simons theory (HOMFLY polynomials) as Euler characteristics of certain complexes, invariant under infinitesimal deformations of curves, and further promote them to Poincare polynomials of the same complexes in a way, which preserves the invariance. Poincare polynomial is a generating function of cohomologies, therefore the task is to use topological invariance to reduce the functional integral to the infrared – to the zero-modes of differential operators, which can be rewritten as acting on parameters ("times") of the low-energy effective action. Remarkably, these operators have a typical form of cut-and-join operators – or, what is nearly the same, of the Hamiltonians of integrable systems.

We reviewed the main technical parts of this Khovanov's categorification program [3]-[22] in [23, 24] with the main example of $GL(2)$ gauge group and the fundamental representation. This theory of Jones superpolynomials is very transparent and clear, especially after the pedagogical presentation of D.Bar-Natan [4] and following advances in computerization. The problem is, however, far more severe for higher $GL(N)$ groups, where the main results are obtained with the help of Khovanov-Rozansky construction [7], based on the additional technique of matrix factorization, which makes the story obscure both conceptually and technically. We return to this construction – quite beautiful by itself – in one of the papers of our review series, but before that we prefer to present a natural generalization of the $N = 2$ story, immediately implied by the tensor algebra approach, which was our starting point in [23], and *without any direct reference or use of matrix factorization*.

Technically the peculiarity of $N = 2$ was that representations of $SL(2)$ are real, and this allowed to substitute the naturally appearing cycle decomposition, true for all N , by that into *planar* cycles – and *such* construction seemed and was un-generalizable to arbitrary N . However, as we show in the present paper, the naive one [23], with non-planar cycles, actually reproduces all the results for $N = 2$ – and works just the same way for *all* values of N . Moreover, it directly provides the answers as explicit functions of N . We restrict in this paper to the simplest examples, and reproduce just the very first items of the currently available list of Khovanov-Rozansky polynomials (both reduced and unreduced) in the fundamental representation, worked out by terribly complicated calculations in [19].¹ Our feeling is that with the alternative technique, suggested in the present paper, the list can be reproduced and substantially enlarged – to the same extent as it is available for Jones superpolynomials in [30].

2 From knots to knot diagrams and tensor algebras

The very first step in the theory of knot polynomials is to reformulate the problem in terms of knot diagrams – the graphs with colored vertices. In knot theory the graphs

- (i) are planar,
- (ii) have vertices of valence $(2, 2)$,
- (iii) just two colors are allowed.

The tensor-algebra construction in the style of [31], which we are going to use is in no way restricted by these choices – still in the present paper we discuss this standard setting, and some technicalities will depend on it.

For the way to reduce to this form the more conventional formulations of the problem – either in terms of knot theory or in those of Chern-Simons correlators in temporal gauge – see [32] and references therein. In one word, knot diagrams (planar graphs) appear when oriented lines in 3 dimensions (oriented knots or links) are projected on 2-dimensional plane. Not to loose information, one should distinguish which of the two lines was above another, when their projections cross – this means that there are two different types of vertices, which we call black and white (in \mathcal{R} -matrix formalism they would be associated with \mathcal{R} and \mathcal{R}^{-1}). To keep topological invariance – equivalence of different projections of the same link/knot – one should consider only Reidemeister-invariant functions on the graphs.

¹ While knowing ordinary knot polynomials for generic N immediately provides HOMFLY polynomials, depending on $A = q^N$ instead of N , the story is more complicated in the case of *superpolynomials*. The basic difference is that Khovanov-Rozansky polynomials depend on the quantum numbers $[N - k] = \frac{Aq^{-k} - A^{-1}q^k}{q - q^{-1}}$ and therefore themselves are *not* Laurent polynomials of A with *positive* coefficients, as superpolynomials are requested to be (at least in the fundamental representation). In fact, the N -dependent Khovanov-Rozansky polynomials live in a seemingly non-trivial factor-space of the A -dependent superpolynomials – and the lifting to superpolynomials can be a little tricky [25]-[29]. However, the study of this lifting is still severely restricted by the lack of diverse examples – this adds to the need of developing technical means to effectively produce arbitrary Khovanov-Rozansky polynomials.

Our starting point is just the theory of $(2,2)$ -valent planar graphs \mathcal{D}_c with vertices of two kinds (colors), and our main claim is that the "physical input" implies simply the need to consider *invariant tensors* of the tensor algebra T_N – this condition alone will lead us to Reidemeister-invariant knot polynomials. Exactly like in the case of $N = 2$, for all N the HOMFLY invariants will just count the number of cycles in the resolution of knot diagram (which however, still need to be properly defined), while Khovanov-Rozansky ones will count cohomologies (Poincare polynomials) of associated complexes, made in a nearly canonical way from the vector spaces (actually, for generic N these are factor-spaces). HOMFLY are their Euler characteristics, and depend only on *dimensions* of the vector spaces, not on the morphisms between them, and these dimensions are just made from the (graded) numbers of above-mentioned cycles. In other words, **direct application of tensor-algebra ideas a la [31] provides a natural but previously unnoticed construction of the commutative quiver on the hypercube, involving vector spaces $V = C^N$ of arbitrary dimension N , so that the properly normalized Poincare polynomial of associated quiver complex reproduces Khovanov-Rozansky polynomials.** This brief description implies the familiarity with either [4] or [23, 24] – for the sake of completeness we repeat that standard construction in the case of $N = 2$ in section 3 below, while now we return to tensor algebra.

If no other structures are introduced, the tensor algebra T_N itself has just two $SL(N)$ -invariant tensors:

$$\delta_j^i \quad \text{and} \quad \epsilon^{i_1 \dots i_N} \quad i, j = 1, \dots, N \quad (1)$$

The covariant $\epsilon_{i_1 \dots i_N}$ is made out of those two. The fact that there are exactly *two* invariant tensors appears to match perfectly with the desire to have vertices of exactly *two* kinds (colors). But to make the contact, we need first to get the proper valences. Valence $(2,2)$ means that we need tensors with two upper and two lower indices. Clearly, there are exactly three options:

$$\delta_k^i \delta_l^j, \quad \epsilon^{ijm_1 \dots m_{N-2}} \epsilon_{klm_1 \dots m_{N-2}} \quad \text{and} \quad \delta_l^i \delta_k^j \quad (2)$$

The first two of them are planar, the third is not – this is the reason why for $N = 2$ one uses the linear combinations of $\delta_k^i \delta_l^j$ and $\epsilon^{ij} \epsilon_{kl}$. Still this choice is not so obvious. For integer N (or in the case of no q -deformation, if one prefers this language) the three structures are linearly dependent:

$$\epsilon^{ijm_1 \dots m_{N-2}} \epsilon_{klm_1 \dots m_{N-2}} = (N-2)! \left(\delta_k^i \delta_l^j - \delta_l^i \delta_k^j \right), \quad q = 1 \quad (3)$$

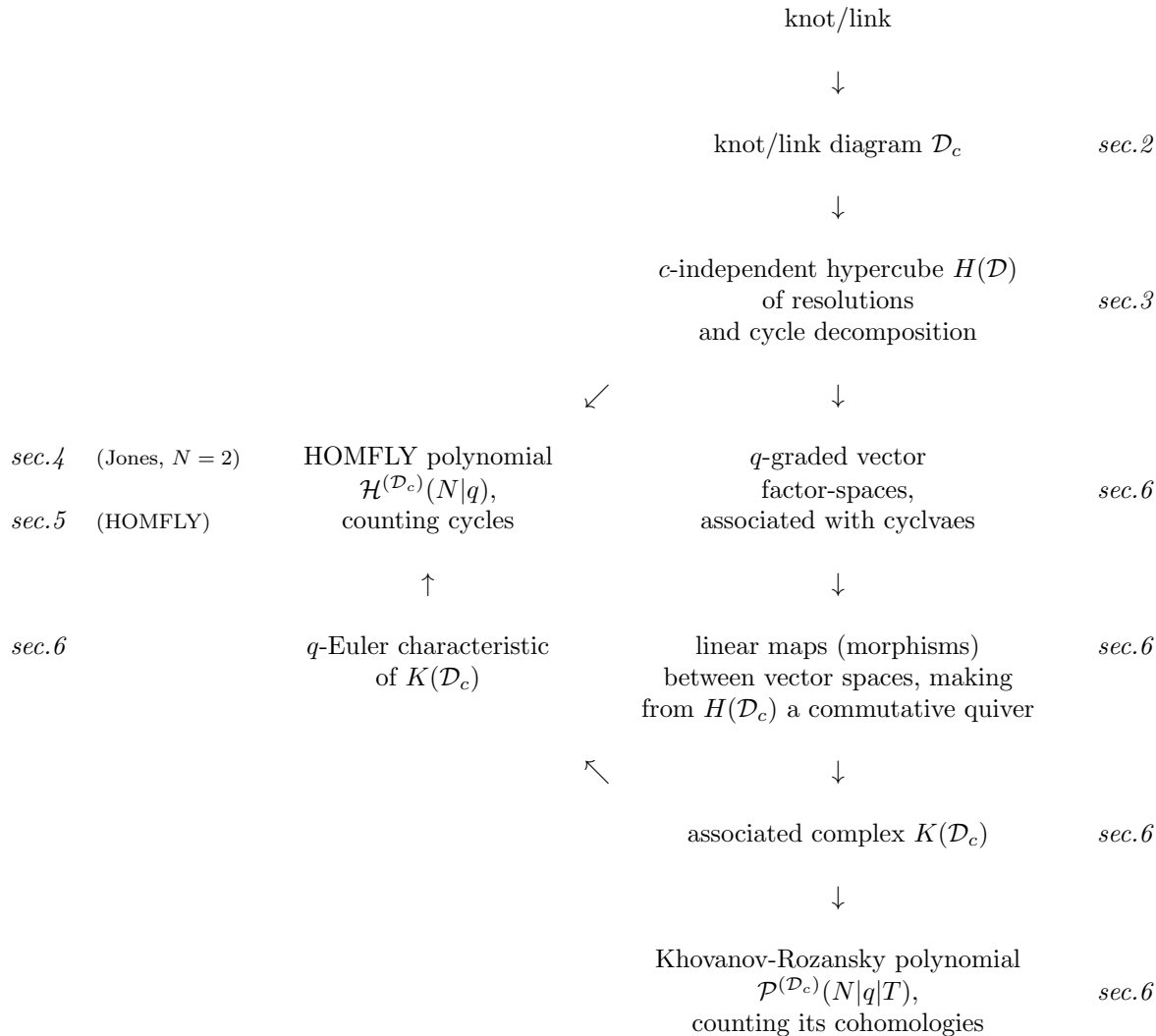
For $q \neq 1$ things are not so simple, (see sec.5.5.3 below), still the dilemma of which two of the three vertices to choose remains.

The conventional approach is to take $\delta_k^i \delta_l^j$ and $\epsilon^{ij} \epsilon_{kl}$ for $N = 2$, this decomposes *resolved* knot diagrams into units of *planar* cycles – but is well known not to work for $N \neq 2$ (does not give anything besides Jones polynomials, at best). Starting from sec.5, **we switch to alternative choice:**

$$\delta_k^i \delta_l^j \quad \text{and} \quad \delta_k^i \delta_l^j - \delta_l^i \delta_k^j \quad (4)$$

Now the cycles are not all planar, moreover some of them enter with negative signs, but instead the construction appears to work not only for $N = 2$, but for arbitrary N . "Works" means that it provides Reidemeister-invariant answers, which depend non-trivially on N , moreover, these answers coincide with those from [19], derived with the help of the standard matrix-factorization-induced Khovanov-Rozansky construction.

The plan of this paper follows as close as possible the main logic of Khovanov’s approach:



Section 7 describes the first steps towards a similar systematization of the results of sec.6 for KR superpolynomials, but this story has more subtleties and interesting deviations – it will be continued in more detail elsewhere.

The "global" approach, suggested in the present paper is to follow the chain:

$$\begin{aligned}
 & \text{knot/link} \longrightarrow \text{knot diagram } \mathcal{D}_c \longrightarrow \text{hypercube } H(\mathcal{D}) \text{ (cycles diagram)} \longrightarrow \\
 & \longrightarrow \text{quantization of dimensions of vector spaces at the vertices of } H(\mathcal{D}) \longrightarrow \\
 & \longrightarrow c - \text{dependent morphisms between the spaces which decrease the gradation by one} \longrightarrow \\
 & \longrightarrow \text{cohomologies of associated complex} = \text{KR superpolynomial for arbitrary } N \quad (5)
 \end{aligned}$$

As presented in this paper, our construction is not fully algorithmic. The two points, where some art is applied, are the quantization of dimensions – here one can control the choice by comparison with the HOMFLY polynomials – and adjustment of morphisms: at this stage we use a very appealing "maximal-subtraction" rule. We also do not *fully* prove here the Reidemeister invariance. It does not look too difficult to formalize all these details, but our goal in this paper is rather to demonstrate the spirit of our radical modification of Khovanov-Rozansky approach and its impressive effectiveness and simplicity in concrete examples.

3 Basic ideas in the case of $N = 2$ and beyond

We begin by describing the general ideas of Khovanov approach, following [4] and [23, 24].

3.1 Hypercube $H(\mathcal{D})$ of colorings


Consider not just a given link diagram \mathcal{D}_c , but the whole set with all possible colorings, i.e. the given graph \mathcal{D} with all possible colors at its vertices.²

If just two colors are allowed, we number of colorings of the n -vertex graph \mathcal{D} is 2^n , and what we get is an n -dimensional hypercube $H(\mathcal{D})$, where each vertex represents one particular coloring c of \mathcal{D} :

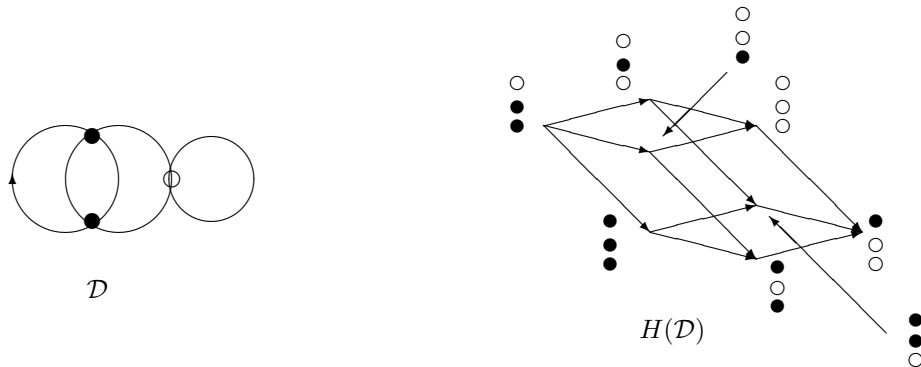
$$H(\mathcal{D}) = \{c\} \tag{6}$$

Edges of the hypercube are naturally associated with the elementary flips – inversions of color at one particular vertex of \mathcal{D} .

Original link has particular coloring, thus it is associated with one particular "initial" vertex c_0 of the hypercube. Once it is specified, edges become arrows, pointing away from c_0 .



Redemeistermoves are associated with duplication of the hypercube. For example, adding an elementary loop in $R1$ introduces one extra vertex in \mathcal{D} , what implies that the new hypercube consists of two copies of the original one. Similarly, $R2$ adds two vertices of different color to \mathcal{D} – then the new hypercube consists of four copies of the original, while $R3$ relates the result of adding three vertices to \mathcal{D} in two different ways and thus involves a three-dimensional sub-cube in $H(\mathcal{D})$.



3.2 Colorings as resolutions

Now, the question is – what are we going to associate with this hypercube $H(\mathcal{D})$ in such a way that the Redemeister duplications do not affect this quantity?

Original Khovanov construction deals with the planar graphs of valence $(2, 2)$ and is based on counting connected cycles in the resolutions of \mathcal{D} . The black and white vertices \bullet and \circ are interpreted as two different resolutions.

Initial knot diagram \mathcal{D}_{c_0} corresponds to a particular coloring/resolution, and the corresponding vertex c_0 of the hypercube becomes "initial". After that any other hypercube vertex $c \in H(\mathcal{D})$ is characterized by a number $h_0(c) = h(c) - h(c_0)$ of edges, separating it from initial c_0 .

² There always exists one particular coloring, which trivializes (unties) the link, and knowing connections between different colorings can provide information about original link (with original coloring). This idea can look similar to that of the skein relations, but those are explicitly exploiting the properties of the quantum \mathcal{R} -matrix (the knowledge of its eigenvalues), which we do not use here. Of course, both approaches are intimately related – but not all the details are yet understood about this relation.

3.3 Morphisms between the resolutions

The edges of the hypercube connect resolved diagrams of the same topology, but with one vertex resolved differently. In this sense an edge is naturally associated with the morphisms between the two resolutions at one vertex of \mathcal{D} .

The questions then are what is the relevant choice of resolutions and morphisms.

Actually at the level of HOMFLY polynomials the morphisms do not matter, only the choice of resolutions is important. Thus we begin from them.

4 Standard approach to Jones polynomials: planar cycles

4.1 Resolutions, leading to planar cycles

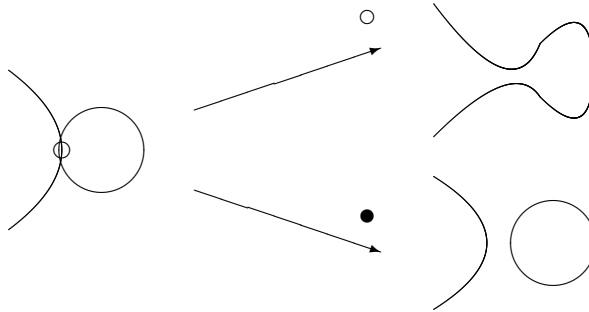
In this standard approach the two different resolutions, associated with the vertices \bullet and \circ are the following:



They are dictated in an obvious way [23] by the existence of two invariant tensors δ_j^i and ϵ_{ij} in the tensor algebra with $N = 2$. This choice is difficult to generalize *literally* to $N > 2$, though its minor modification is easily generalizable – as we shall see in the next section 5. But first we proceed with the standard approach.

Once resolutions are chosen, the planar graph \mathcal{D}_c at the vertex c of the hypercube decomposes into ν_c disconnected cycles. Thus with each vertex $c \in H(D)$ one associates two numbers: this ν_c and $h_c = h_0(c)$, which is the distance between c and initial c_0 .

The crucial observation is that the Redemeister moves change ν_c and h_c in a simple way.



The first Redemeister move $R1$ duplicates the hypercube: $H(\mathcal{D}) \rightarrow H(\mathcal{D}) \cup H'(\mathcal{D})$, so that the corresponding vertices of $H'(\mathcal{D})$ have $\nu'_c = \nu_c + 1$ and $h'_c = h_c + 1$. This is because when the white resolution is chosen, the number of cycles does not change at all, while for the black resolution exactly one cycle is added. Now we can easily write down an invariant of $R1$:

$$I\{\nu_c, h_c\} \xrightarrow{R1} I\{\nu_c \cup \nu_c + 1, h_c \cup h_c + 1\} :$$

$$(-)^n \sum_{c=1}^{2^n} (-)^{h_c} 2^{\nu_c} \xrightarrow{R1} (-)^{n+1} \left(\sum_c (-)^{h_c} 2^{\nu_c} + \sum_c (-)^{h_c+1} 2^{\nu_c+1} \right) = (-)^n \sum_c (-)^{h_c} 2^{\nu_c} \quad (7)$$

Similarly one can check that this is also invariant of $R2$ and $R3$.

4.2 Towards knot/link polynomials

From here one can go in different directions. One can generalize to other types of graphs (non-planar, non-oriented, with other types of vertices and colorings) – for this one needs to modify the idea to associate colors

with resolutions of \mathcal{D} and cycles. Instead one can extend the invariant from just a number to function of several variables – i.e. to something closer to the knot polynomials. In what follows we proceed in this second direction.

One step seems obvious. Since invariance under $R1$ above was based on the identity

$$\underline{\underline{(-1)}} \left(\underline{\underline{1}} + \underline{\underline{(-1)}} \cdot \underline{\underline{2}} \right) = 1 \quad (8)$$

it is natural to deform any of the underlined four parameters. Actually, they are all of different nature and can be deformed independently. Since so far we have only one relation (8), one can expect at least *three* independent deformations. As we shall see, this is the right expectation, but actually it will not be quite so simple to find all the three.

The problem is that so far we looked only at $R1$, moreover, even this we did not do exhaustively. When we wrote that

$$R1_{\circ} : \quad \{\nu_c, h_c\} \longrightarrow \{\nu_c, h_c\} \cup \{\nu_c + 1, h_c + 1\} \quad (9)$$

it was true only for inserting an elementary loop with a white vertex, so that its resolution does not add a new disconnected cycle. However, the resolution of the black vertex does the opposite: adds the cycle and increases ν_c by one. when we insert the white vertex, the white resolution goes first, and the black one the second – thus we obtain (9). However, if we insert an elementary loop with a black vertex, then black resolution goes first and white resolution second, so that (9) will be substituted by

$$R1_{\bullet} : \quad \{\nu_c, h_c\} \longrightarrow \{\nu_c + 1, h_c\} \cup \{\nu_c, h_c + 1\} \quad (10)$$

Our invariant now changes sign:

$$(-)^{n+1} \left(\sum_c (-)^{h_c} 2^{\nu_c+1} + \sum_c (-)^{h_c+1} 2^{\nu_c} \right) = -(-)^n \sum_c (-)^{h_c} 2^{\nu_c} \quad (11)$$

moreover this time the relevant identity is slightly different:

$$(-1) \left(2 + (-1) \cdot 1 \right) = -1 \quad (12)$$

To get rid of the sign difference we can assume that the overall sign factor in fact counts only white vertices of \mathcal{D} , while black ones enter instead with the factor unity, i.e. invariant of both $R1_{\circ}$ and $R1_{\bullet}$ is

$$J^{c_0}(\mathcal{D}) = (-)^{n_{\bullet}} \sum_{c=1}^{2^{n_{\circ}+n_{\bullet}}} (-)^{h_c - h_{c_0}} \cdot 2^{\nu_c} \quad (13)$$

We also made notation more adequate: invariant depends on the link diagram \mathcal{D} and initial coloring c_0 and the "height" h_c is counted as the distance from c_0 .

It is this quantity that we are going to deform. The most general expression that we can write down, preserving the structure of (13) is

$$J^{c_0}(\mathcal{D}) = \alpha_{\bullet}^{n_{\bullet}} \alpha_{\circ}^{n_{\circ}} \sum_{c=1}^{2^{n_{\circ}+n_{\bullet}}} (-q)^{h_c - h_{c_0}} \cdot D^{\nu_c} \quad (14)$$

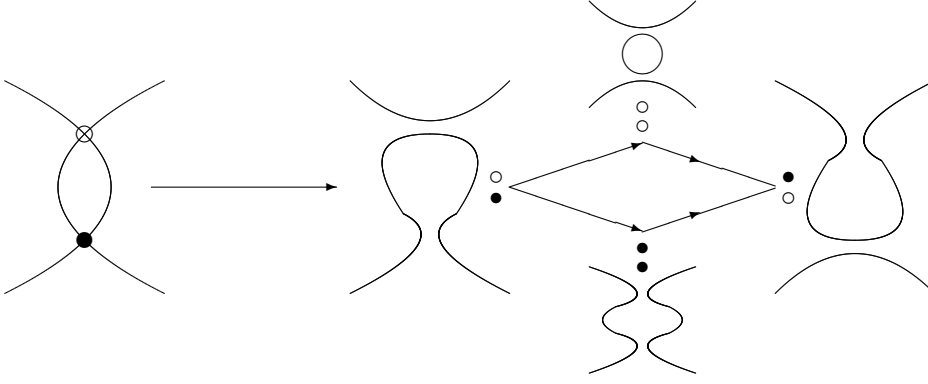
The two constraints that we already know state that

$$\begin{aligned} \alpha_{\circ}(1 - qD) &= 1, \\ \alpha_{\bullet}(D - q) &= 1 \end{aligned} \quad (15)$$

what defines α_{\circ} and α_{\bullet} through the other two parameters.

4.3 Implication of $R2$ invariance

The Reidemeister move $R2$ substitutes each vertex of the hypercube $H(\mathcal{D})$ by a square:



Only at the vertex $\bullet\bullet$ we have the resolved \mathcal{D} with the same set of planar cycles as it had before the Reidemeister move. The other three vertices correspond to some other resolution of \mathcal{D} – and they should cancel among themselves. This means that now we have two requirements:

$$\begin{aligned} (-q)\alpha_o\alpha_{\bullet} &= 1, \\ \alpha_o\alpha_{\bullet}(1 - qD + q^2) &= 0 \end{aligned} \tag{16}$$

From (15) and (16) it follows that

$$\begin{aligned} D &= q + \frac{1}{q} = l[2]_q, \\ \alpha_{\bullet} &= q, \quad \alpha_o = -\frac{1}{q^2} \end{aligned} \tag{17}$$

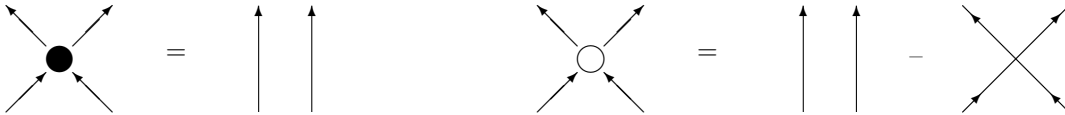
and this is just a *one*-parametric family. In order to get *more* we need to further modify the structure of (14).

5 From 2 to N , HOMFLY polynomials

5.1 Another system of cycles

The first step of this modification introduces a new parameter N , such that $D = [N]_q$ – and the question is what should be done with (14) in order to allow such a deformation from $N = 2$ to arbitrary N .

As we already mentioned, our suggestion is to abandon (3) and use (4) instead. This means that instead of the two resolutions at the beginning or s.4.1 we use another pair:



In fact, this choice seems much more natural from the point of view of the tensor algebra – and it indeed is much easier deformed. The price to pay is that now the second resolution gives rise not only to planar cycles, moreover, it provides not a single cycle, but a linear combination, moreover, with some coefficients negative. When in the next sections 6 we further substitute cycles with vector spaces, this means that some of those will actually be factor-spaces.

As to the present stage, this means that eq.(14) associates not just a single power D^{ν_c} with each vertex c of the hypercube $H(\mathcal{D})$: when c involves white vertices, there is a linear combination instead. As we shall see below, this actually implies that powers D^{ν_c} are substituted by less trivial products $D^{(c)}$ of "differentials"

$$D_{-k} = [N - k] = \frac{\{Aq^{-k}\}}{\{q\}} \tag{18}$$

which are known to play a big role in other branches of knot theory [25]-[29]. Here $A = q^N$ and $\{x\} = x - x^{-1}$ and $[k]_q = \frac{q^k - q^{-k}}{q - q^{-1}} = \frac{\{q^k\}}{\{q\}}$. Note that only "negative" differentials appear, reflecting the negative sign in the

definition of the white resolution. Also note that, despite there are negative contributions, the total contribution of each vertex c is positive: negative contributions are always smaller than the positive ones.

Finally the deformation of (14) which we are going to discuss in this section looks like

$$H^{c_0}(\mathcal{D}) = \alpha_{\bullet}^{n_{\bullet}} \alpha_{\circ}^{n_{\circ}} \sum_{c=1}^{2^{n_{\circ}+n_{\bullet}}} (-q)^{h_c - h_{c_0}} \cdot D^{(c)} \quad (19)$$

where $D^{(c)}$ now depends not only on q , but also on additional parameter N (or A). As we shall see, the Redemeister invariance requires that

$$\alpha_{\bullet} = q^{N-1}, \quad \alpha_{\circ} = -q^{-N} \quad (20)$$

We denote this invariant by H , because it actually is nothing but a HOMFLY polynomial. *A priori* HOMFLY of a knot is an average of a character (Wilson loop) in Chern-Simons theory [2, 32], and – since we consider only knot polynomials in the fundamental representation – at $q = 1$ it reduces to N . Likewise a link is an averaged product of characters, so that in general

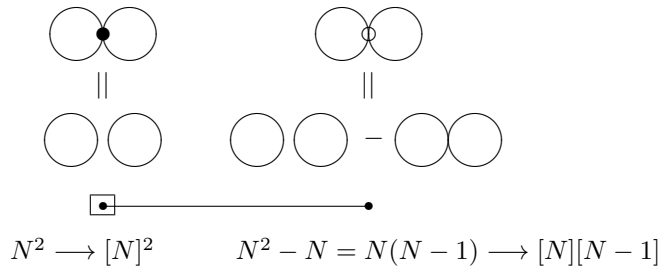
$$H^{c_0}(\mathcal{D}|N|q=1) = \sum_{c=1}^{2^{n_{\circ}+n_{\bullet}}} (-1)^{h_c - h_{c_0}} \cdot D^{(c)} = N^{\#(\text{link components})} \quad \forall \mathcal{D} \text{ and } c_0 \quad (21)$$

(see also eq.(136) or ref.[28], saying that *reduced* HOMFLY for a knot is always $1 + O(\log q)$, provided $A = q^N$ with N fixed, – and unreduced polynomial is N times larger in this limit). This will be always true in our construction.

The rest of this section is just a collection of examples, which tell much more about the story than any formal definitions. Those will be provided elsewhere.

5.2 1-dimensional hypercube and the $R1$ -invariance

We begin with the knot diagram \mathcal{D} with a single vertex, i.e. of the shape of eight. The corresponding hypercube is one dimensional, i.e. just a segment with two vertices:



It is very useful to represent this hypercube as arising in three steps. At the first step we just insert a cross X instead of the true resolution $|| - X$ at all white vertices of \mathcal{D}_c and draw what we call the cycle diagram (boxed in (22) below). The result of $||$ insertion is naturally obtained from X by *cutting*, and we use the arrow in cycle diagram to show the direction of this cut procedure: in the present case it maps the white vertex into the black one. The vertices where all arrows are only terminating are called *drain*, and the vertex with all resolutions black, is called the *main* one, it is always among the drain vertices, and we often put it into a box. Alternatively it could be called *Seifert* vertex, because the corresponding decomposition is in planar Seifert cycles. At the level of HOMFLY polynomials *drain* vertices do not play any interesting role, but the *Seifert* vertex does.

At the second step we construct the "classical" $D^{(c)}$, which are just the linear combinations of powers D^{ν_c} : $D^{\bullet} = N^2$, $D^{\circ} = N^2 - N$. Then we note that they can be naturally rewritten as products, and then, at the third step apply the "obvious" quantization rules for these $D^{(c)}$:

$$\begin{array}{ccc|ccc|ccc} \boxed{2} & \leftarrow & 1 & & N^2 & \leftarrow & N^2 - N & = & N(N-1) & & l[N]^2 & \leftarrow & [N][N-1] \\ \text{step 1} & & & & \text{step 2} & & & & & & \text{step 3} & & \end{array} \quad (22)$$

Thus from (19) and (20) we obtain the answers for the single-vertex \mathcal{D} with the black and white vertices respectively:

$$\begin{aligned}\mathcal{H}_{\square}^{\bullet} &= q^{N-1} \left([N]^2 - q[N][N-1] \right) = [N] = \frac{\{A\}}{\{q\}}, \\ \mathcal{H}_{\square}^{\circ} &= -q^{-N} \left([N][N-1] - q[N]^2 \right) = [N] = \frac{\{A\}}{\{q\}}\end{aligned}\quad (23)$$

i.e. reproduce the HOMFLY polynomial for the unreduced unknot – as they should. Since reduced HOMFLY differ just by division over $[N]$ we do not consider them separately and from now on denote unreduced HOMFLY by H .

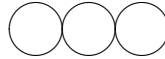
Just the same calculation explains invariance of so constructed HOMFLY polynomials under the first Reidemeister move: $R1$ doubles the hypercube and multiplies the answer by

$$\begin{aligned}\bullet \longrightarrow \circ & \quad N - (N-1) = 1 & \quad q^{N-1} \left(l[N] - q[N-1] \right) = 1 \\ \circ \longrightarrow \bullet & \quad -\left((N-1) - N \right) = 1 & \quad -q^{-N} \left([N-1] - q[N] \right) = 1\end{aligned}\quad (24)$$

This actually follows from analysis of the following example.

5.3 Double eight

Adding one more vertex converts our single-vertex "eight" into the two-vertex knot diagram \mathcal{D} with the shape of a "double eight":



Whatever the coloring, this is just an unknot (a result of two applications of $R1^{\pm 1}$ to a circle) – and this is immediately seen from the answers for knot polynomials. Reading from the picture for the hypercube $H(\text{OOO})$,

$$\begin{array}{ccc} N^3 - N^2 = N^2(N-1) & & \\ \text{OOO} - \text{OOO} & & \\ \begin{array}{c} \bullet \bullet \\ \circ \circ \\ \bullet \bullet \\ \circ \circ \end{array} & \begin{array}{c} \bullet \bullet \\ \circ \circ \\ \bullet \bullet \\ \circ \circ \end{array} & \begin{array}{c} \bullet \bullet \\ \circ \circ \\ \bullet \bullet \\ \circ \circ \end{array} \\ \text{OOO} \quad \square \quad \text{OOO} & & \text{OOO} - \text{OOO} - \text{OOO} + \text{OOO} \\ N^3 & & N^3 - 2N^2 + N = N(N-1)^2 \\ \text{OOO} - \text{OOO} & & \\ N^3 - N^2 = N^2(N-1) & & \end{array}$$

we get the cycle diagram

$$\begin{array}{ccc} & 2 & \\ & \swarrow \quad \nwarrow & \\ \boxed{3} & & 1 \\ & \swarrow \quad \nwarrow & \\ & 2 & \end{array} \quad \Bigg| \quad \begin{array}{ccc} & N^3 - N^2 & \\ & \swarrow \quad \nwarrow & \\ N^3 & & N^3 - 2N^2 + N \\ & \swarrow \quad \nwarrow & \\ & N^3 - N^2 & \end{array} \quad (25)$$

Note that $N^3 - N^2$ is obtained by subtracting the N^ν at the tail of the arrow from N^ν at its nose. Likewise, $N^3 - 2N^2 + N$ is the similar alternative-summation along the two paths leading from the given vertex to *main* one (boxed), where all vertices are black and all resolutions are trivial (it corresponds to decomposition of \mathcal{D} into Seifert cycles).

Now we apply the obvious quantization rules

$$\begin{aligned}bb &= N^3 & \longrightarrow [N]^3, \\ bw = wb &= N^3 - N^2 = N^2(N-1) & \longrightarrow [N]^2[N-1], \\ ww &= N^3 - 2N^2 + N = N(N-1)^2 & \longrightarrow [N][N-1]^2\end{aligned}\quad (26)$$

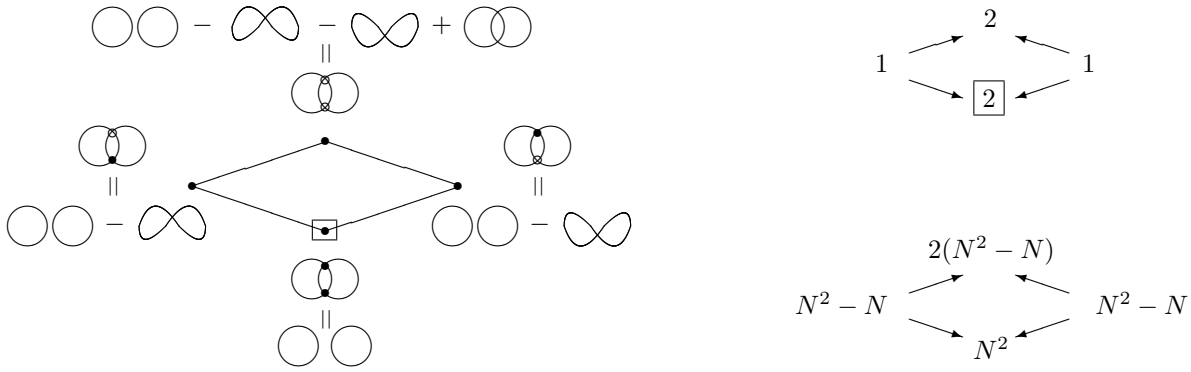
and get the HOMFLY polynomials ($A = q^N$):

$$\begin{aligned} H_{\square}^{\bullet\bullet}(A|q) &= q^{2(N-1)}(bb - 2q \cdot bw + q^2ww) = q^{2N-2}[N]([N]^2 - 2q[N][N-1] + q^2[N-1]^2) = \\ &= q^{2N-2}[N]([N] - q[N-1])^2 = [N] = \frac{\{A\}}{\{q\}} = H_{\square}^{\text{unknot}}(A|q), \end{aligned}$$

$$\begin{aligned} H_{\square}^{\bullet\circ}(A|q) &= q^{N-1} \cdot (-q^{-N})(bw - q(bb + ww) + q^2wb) = -q^{-1}[N]((1 + q^2)[N][N-1] - q([N]^2 + [N-1]^2)) = \\ &= [N]([N]^2 + [N-1]^2 - [2][N][N-1]) = [N] = \frac{\{A\}}{\{q\}} = H_{\square}^{\text{unknot}}(A|q) \end{aligned} \quad (27)$$

5.4 Hopf link and the $R2$ -invariance:

The simplest next example is the Hopf link. The knot diagram has two vertices, the hypercube has $2^2 = 4$ vertices, like in the case of the double eight, i.e. it is again the 2-dimensional square (or rhombus):



In this example there are two drain vertices in the hypercube. Hopf link *per se* corresponds to choosing as initial one hypercube vertex with two identical colors, e.g. the *main* vertex $\bullet\bullet$ at the bottom. Then

$$H_{\square \times \square}^{[2,2]} = q^{2(N-1)} \left(\underbrace{[N]^2}_{\bullet\bullet} - 2q \underbrace{[N][N-1]}_{\bullet\circ = \circ\bullet} + q^2 \underbrace{[2][N][N-1]}_{\circ\circ} \right) = \frac{q^{2N}[N]}{[2]} \left(q^{-2}[N+1] + q^2[N-1] \right) \quad (28)$$

In terms of $A = q^N$ this is

$$H_{\square \times \square}^{[2,2]}(N|q) = q^{-2}A^2 \frac{\{A\}(\{A\} - 2q\{A/q\} + q^2[2]\{A/q\})}{\{q\}^2} = A^2 \frac{\{A\}(q^{-2}\{Aq\} + q^2\{A/q\})}{\{q\}\{q^2\}} \quad (29)$$

This is the right answer for the HOMFLY polynomial. Note that it is reproduced if we accept the quantization rule $2N(N-1) \rightarrow [2][N][N-1]$ at the vertex $\circ\circ$. Of course, another 2 in (28), which arises just from adding the two identical contributions at vertices $\bullet\circ$ and $\circ\bullet$ is *not* quantized.

Taking as initial the white-white vertex we obtain the mirror-symmetric answer:

$$q^{2(-N)} \left(\circ\circ - q(\bullet\circ + \circ\bullet) + q^2\bullet\bullet \right) = q^{-2N} \left([2][N][N-1] - 2q[N][N-1] + q^2[N]^2 \right) = H_{\square \times \square}^{[2,2]}(N| -q^{-1}) \quad (30)$$

If instead we start from the black-white or white-black vertices the answer will be different – as it should be, because in this case we get the two unlinked unknots:

$$\begin{aligned} q^{N-1} \cdot (-q^{-N}) \left(\bullet\circ - q(\bullet\bullet + \circ\circ) + q^2\circ\bullet \right) &= -q^{-1} \left((1 + q^2)[N][N-1] - q([N]^2 + [2][N-1][N]) \right) = \\ &= -[N] \left([2][N-1] - [N] - [2][N-1] \right) = [N]^2 = (H_{\square}^{\text{unknot}})^2 \end{aligned} \quad (31)$$

This decomposition into a product of two unknots is the simplest illustration of $R2$ invariance of our construction.

5.5 Other 2-strand knots and links

5.5.1 Trefoil in the 2-strand realization

The first non-trivial knot is the trefoil. It has two standard braid representations: 2-strand and 3-strand. In the 2-strand case the knot diagram \mathcal{D} has three vertices, the hypercube $H(\mathcal{D})$ is three-dimensional, with $2^3 = 8$ vertices, the cycles diagram is

$$\boxed{2} \begin{array}{ccccccc} & & 1 & \longrightarrow & 2 & & \\ & \swarrow & & & \searrow & & \\ & & \times & & & & \\ \longleftarrow & 1 & & & 2 & \longleftarrow & 1 \\ & \swarrow & & & \searrow & & \\ & & \times & & & & \\ & & 1 & \longrightarrow & 2 & & \end{array} \quad \left| \quad \begin{array}{ccccccc} & & N(N-1) & \longrightarrow & 2N(N-1) & & \\ & \swarrow & & & \searrow & & \\ & & \times & & & & \\ N^2 \longleftarrow & N(N-1) & & & 2N(N-1) & \longleftarrow & 4N(N-1) \\ & \swarrow & & & \searrow & & \\ & & \times & & & & \\ & & N(N-1) & \longrightarrow & 2N(N-1) & & \end{array} \quad (32)$$

We remind that classical dimensions in the right-hand-side diagram are obtained from the cycles diagram by the simple rule – taking alternated sum along all paths connecting the given vertex with the boxed *main* one: $N^2 - N = N(N-1)$, $N^2 - 2N + N^2 = 2N(N-1)$, $N^2 - 3N + 3N^2 - N = 4N(N-1)$.

The knot polynomial, obtained by our rules is:

$$\begin{aligned} H_{\square}^{[2,3]}(A|q) &= q^{3(N-1)} \left([N]^2 - 3q[N][N-1] + 3q^2[2][N][N-1] - q^3[2]^2[N][N-1] \right) = \\ &= q^{2N}[N] \left(q^2 + q^{-2} - q^{2N} \right) = \frac{q^{3N}[N]}{[2]} \left(q^{-3}[N+1] - q^3[N-1] \right) = \\ &= \frac{A^3\{A\}}{\{q\}\{q^2\}} \left(q^{-3}\{Aq\} - q^3\{A/q\} \right) = \frac{\{A\}}{\{q\}} \left(1 - A^2\{Aq\}\{A/q\} \right) \end{aligned} \quad (33)$$

what is the standard answer. Note that it is obtained, if in the *www* vertex we use the following quantization rule $4N(N-1) \rightarrow [2]^2[N][N-1]$ (instead of, say, $4 \rightarrow [4]$).

For another coloring *bbw* we have instead:

$$\begin{aligned} & q^{2(N-1)} \cdot (-q^{-N}) \cdot \left(bbw - q(bbb + (bw + wb)) \right) + q^2 \left((wbb + bw) + www \right) - q^3wbb = \\ &= -q^{N-2}[N] \left([N-1] - q([N] + 2[2][N-1]) \right) + q^2 \left(2[N-1] + [2]^2[N-1] \right) - q^3[2][N-1] = \\ &= q^{N-2}[N] \left(q[N] - [N-1] \left(1 - 2q[2] + q^2(2 + [2]^2) - q^3[2] \right) \right) = \\ &= q^{N-1}[N] \left([N] - q[N-1] \right) = [N] = H_{\square}^{\text{unknot}} \end{aligned} \quad (34)$$

The same unknot will be obtained, if initial vertex is *bbw*. For *www* the answer is mirror-symmetric trefoil:

$$-q^{-3N} \left(www - q(bww + wbw + wwb) + q^2(bbw + bw + wbb) - q^3bbb \right) = H_{\square}^{[2,3]} \left(A^{-1} \mid q^{-1} \right) \quad (35)$$

Coincidence with the unknot is guaranteed by the right quantization rule $4 \rightarrow [2]^2$, thus one can say, that this rule is *derived* from the Reidemeister invariance.

5.5.2 Generic knot/link $[2, k]$

Unknot Hopf link and the trefoil are the members of entire series of k -folds – the closures of a 2-strand braid. It is instructive to perform our calculation for entire series at once.

The cycle diagram is actually a sequence

$$\boxed{2} \implies k \otimes 1 \implies \frac{k(k-1)}{2} \otimes 1 \implies \frac{k(k-1)(k-2)}{6} \otimes 2 \implies \dots$$

i.e. consists of alternated two- and -single cycle vertices taken with the multiplicities C_k^j and connected by arrows, which form the k -dimensional hypercube. All vertices with 2 cycles are drain. The corresponding classical hypercube is

$$\begin{aligned} N^2 &\implies k \otimes N(N-1) \implies \frac{k(k-1)}{2} \otimes 2N(N-1) \implies \\ &\implies \frac{k(k-1)(k-2)}{6} \otimes 4N(N-1) \implies \dots \implies C_k^j \otimes 2^{j-1}N(N-1) \implies \dots \end{aligned}$$

and the quantization prescription, validated by the known answer for the HOMFLY polynomial and/or the Redemeister invariance is

$$2^{j-1}N(N-1) \longrightarrow [2]^{j-1}[N][N-1]$$

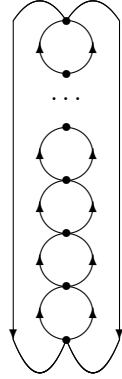
In result the answer for the HOMFLY polynomial is $q^{k(N-1)}[N]$ times

$$\begin{aligned} l[N] - kq[N-1] + \frac{k(k-1)}{2} \cdot q^2[2][N-1] - \frac{k(k-1)(k-2)}{6} \cdot q^3[2]^2[N-1] + \dots = \\ l[N] - [N-1] \frac{1 - (1-q[2])^k}{[2]} = A \left(1 - \frac{1 - (-q^2)^k}{q[2]} \right) - \frac{1}{A} \left(1 - q \frac{1 - (-q^2)^k}{[2]} \right) \end{aligned} \quad (36)$$

This is indeed the same as the well known [34]-[40]

$$\frac{1}{A} \left(q^{k+1} - q^{-k-1} \right) - A \left(q^{k-1} - q^{-k+1} \right) \quad \text{for odd } k \text{ (knots)} \quad (37)$$

$$\frac{1}{A} \left(q^{k+1} + q^{-k-1} \right) - A \left(q^{k-1} + q^{-k+1} \right) \quad \text{for even } k \text{ (links)} \quad (38)$$



5.5.3 Towards Kauffman-like formalism

The \mathcal{R} -matrix approach [32],[41]-[46] is to simply write down explicit matrices at place of vertices of the link diagram \mathcal{D}_{c_0} :

$$\begin{array}{ccc} \begin{array}{c} i \swarrow \quad \nearrow j \\ \bullet \\ k \nwarrow \quad \searrow l \end{array} & = & \mathcal{R}_{kl}^{ij} \end{array} \quad \begin{array}{ccc} \begin{array}{c} i \swarrow \quad \nearrow j \\ \circ \\ k \nwarrow \quad \searrow l \end{array} & = & \overline{\mathcal{R}}_{kl}^{ij} \end{array}$$

Redemeister invariance is guaranteed by the properties

$$\text{R1 :} \quad \sum_{i=1}^N \mathcal{R}_{kj}^{ij} = \delta_k^i$$

$$\text{R2 :} \quad \sum_{k,l=1}^N \mathcal{R}_{kl}^{ij} \overline{\mathcal{R}}_{mn}^{kl} = \delta_m^i \delta_n^j$$

$$\text{R3 :} \quad \sum_{b,c,e=1}^N \overline{\mathcal{R}}_{bc}^{jk} \mathcal{R}_{le}^{ib} \mathcal{R}_{mn}^{ec} = \sum_{a,b,e=1}^N \mathcal{R}_{ab}^{ij} \mathcal{R}_{en}^{bk} \overline{\mathcal{R}}_{tm}^{ae}$$

$$\text{skein :} \quad q^{-N} \mathcal{R}_{kl}^{ij} - q^N \overline{\mathcal{R}}_{kl}^{ij} = -(q - q^{-1}) \delta_k^i \delta_l^j \quad (39)$$

plus various permutations and inversions.

As a generalization of (3) and (4),

$$\begin{aligned} \mathcal{R}_{kl}^{ij} &= q^{N-1} \left(\delta_k^i \delta_l^j - q X_{kl}^{ij} \right), \\ \overline{\mathcal{R}}_{kl}^{ij} &= -q^{-N} \left(X_{kl}^{ij} - q \delta_k^i \delta_l^j \right) \end{aligned} \quad (40)$$

where X is a graded version of contraction of two ϵ -tensors.

The $N = 2$ version of this construction (Kauffman's \mathcal{R} -matrix [33]) is presented in detail in sec.1 of [23], where afterwards numerous examples are considered (see also sec.4 of [28] for more advanced applications). Specifics of $N = 2$ was that one could actually deal with ordinary δ and ϵ tensors, and q can be introduced only in traces, by "analytic continuation" from $D = 2$ to $D = [2] = q + q^{-1}$. For general N such simple approach does not seem to work.

Still, if one allows to q -deform ϵ -tensors, the situation is not so pessimistic. Here we just report a few simple observations, relevant for the case of the 2-strand knots, which can imply that some kind of generalization to arbitrary N can still be possible.

When $N = 2$, we can consider a rank $(2, 0)$ tensor $\tilde{\epsilon}$ with components

$$\tilde{\epsilon}_{12} = 1, \tilde{\epsilon}_{21} = -q \quad (41)$$

and as its dual tensor $\tilde{\epsilon}^*$ of rank $(0, 2)$ with:

$$\tilde{\epsilon}^{12} = 1/q, \tilde{\epsilon}^{21} = 1 \quad (42)$$

Then, the "vertex" tensor of rank $(2, 2)$

$$X_{ij}^{kl} = \tilde{\epsilon}^{ij} \tilde{\epsilon}^{kl} \quad (43)$$

satisfies

$$X_{i_1 j_1}^{i_2 j_2} X_{i_2 j_2}^{i_3 j_3} \dots X_{i_n j_n}^{i_{n+1} j_{n+1}} = [2]^n \quad (44)$$

Passing to $N = 3$ we can take a rank $(3, 0)$ tensor $\tilde{\epsilon}$ with non-vanishing components

$$\tilde{\epsilon}_{123} = 1, \tilde{\epsilon}_{213} = -q, \tilde{\epsilon}_{312} = q^2, \tilde{\epsilon}_{132} = -q, \tilde{\epsilon}_{231} = q^2, \tilde{\epsilon}_{321} = -q^3 \quad (45)$$

and its dual of rank $(0, 3)$ tensor $\tilde{\epsilon}^*$ with:

$$\tilde{\epsilon}^{123} = 1/q^3, \tilde{\epsilon}^{213} = -1/q^2, \tilde{\epsilon}^{312} = 1/q, \tilde{\epsilon}^{132} = -1/q^2, \tilde{\epsilon}^{231} = 1/q, \tilde{\epsilon}^{321} = -1 \quad (46)$$

Then for the 6 ways of getting a scalar from the pair $\tilde{\epsilon}, \tilde{\epsilon}^*$ we have:

$$\begin{aligned} \tilde{\epsilon}_{ijk} \tilde{\epsilon}^{ijk} &= [3][2] \\ \tilde{\epsilon}_{ijk} \tilde{\epsilon}^{ikj} &= \tilde{\epsilon}_{ijk} \tilde{\epsilon}^{jik} = 2[3] \\ \tilde{\epsilon}_{ijk} \tilde{\epsilon}^{jki} &= \tilde{\epsilon}_{ijk} \tilde{\epsilon}^{kij} = 3[2] \\ \tilde{\epsilon}_{ijk} \tilde{\epsilon}^{kji} &= 6 \end{aligned} \quad (47)$$

Clearly, the contraction corresponding to the "eight" graph is: $\epsilon_{ijk} \epsilon^{ijk} = [3][2]$.

For the $(2, 2)$ tensor X we also have a number of choices:

$$X(1) = \tilde{\epsilon}_{rij} \tilde{\epsilon}^{klr}, X(2) = \tilde{\epsilon}_{irj} \tilde{\epsilon}^{rkl}, X(3) = \tilde{\epsilon}_{ijr} \tilde{\epsilon}^{krl} \quad (48)$$

For a pair of rank $(2, 2)$ tensors X, Y denote by $X * Y = X_{ij}^{rs} Y_{rs}^{kl}$ their straightforward multiplication of rank $(2, 2)$. Then

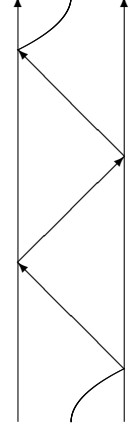
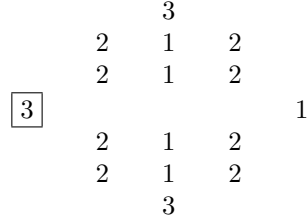
$$\begin{aligned} \text{tr}(X(2) * X(3)) &= [2]^2 [3] \\ \text{tr}(X(2) * X(3) * X(1)^n) &= [2]^{2+n} [3] \\ X(2)_{ij}^{kl} X(3)_{kl}^{ij} &= [2]^2 [3] \\ X(2)_{ij}^{kl} X(3)_{kl}^{rs} X(1)_{rs}^{ij} &= -[2]^3 [3] \\ X(2)_{ij}^{kl} X(3)_{kl}^{rs} X(1)_{rs}^{pq} X(2)_{pq}^{ij} &= [2]^4 [3] \end{aligned} \quad (49)$$

Generalization to higher N is straightforward. Clearly, contractions of the q -deformed ϵ tensors are capable to reproduce the peculiar structures $[2]^n [N][N-1]$, providing our quantities $D^{(c)}$, at least for the 2-strand knots.

A question is, however, if one can make these observations into a working formalism, which would not just coincide with the standard quantum- R -matrix technique [41, 43], using explicitly the additional Lie-algebra-induced structure on the tensor algebra.

5.6 Trefoil and the figure-eight knot in the 3-strand realization

The 3-strand braid with four vertices, depending on the coloring, describes both the trefoil 3_1 (if all the four vertices are black or all white) and the figure-eight knot 4_1 (if colors are alternating).



We do not show the arrows, which form the $4d$ hypercube. Clearly there are three drain vertices, each with 3 cycles.

$$\begin{array}{cccc}
 & & 2N^2(N-1) & \\
 & N^2(N-1) & N(N-1)^2 & 2N(N-1)^2 \\
 N^3 & N^2(N-1) & N(N-1)^2 & 2N(N-1)^2 \\
 & N^2(N-1) & N(N-1)^2 & 2N(N-1)^2 \\
 & & 2N^2(N-1) & \\
 & & & N(N-1)(3N-5)
 \end{array}$$

The classical dimensions are given by the general rules (one should only imagine the right configuration of arrows, suppressed in our diagrams):

$$\begin{aligned}
 N^3 - N^2 &= N(N-1), \\
 N^3 - 2N^2 + N^3 &= 2N^2(N-1), \quad N^3 - 2N^2 + N = N(N-1)^2, \\
 N^3 - 3N^2 + (N^3 + 2N) - N^2 &= 2N(N-1)^2, \\
 N^3 - 4N^2 + (2N^3 + 4N) - 4N^2 + N &= N(N-1)(3N-5)
 \end{aligned} \tag{50}$$

It follows, that

$$\begin{aligned}
 H_{\square}^{[3,2]} &= q^{4(N-1)} \left(\underbrace{[N]^3}_{bbbb} - 4q \underbrace{[N]^2[N-1]}_{bbbw} + 4q^2 \underbrace{[N][N-1]^2}_{bbww} + 2q^2 \underbrace{[2][N]^2[N-1]}_{bwbw} - 4q^3 \underbrace{[2][N][N-1]^2}_{bwww} + \right. \\
 &\quad \left. + q^4 \underbrace{[N][N-1] \cdot \boxed{3N-5}}_{wwww} \right) = \\
 &= q^{4(N-1)} \left(bbbb - q(wbbb + bwbb + bbwb + bbbw) + q^2((wwbb + wbbw + bbw w + bwwb) + (wbwb + bwbw)) - \right. \\
 &\quad \left. - q^3(wwwb + wwbw + wwww + bwww) - q^4wwww \right) = \frac{\{A\}}{\{q\}} \left(1 - A^2\{Aq\}\{A/q\} \right)
 \end{aligned} \tag{51}$$

what is indeed the right answer for the trefoil, coinciding with (33). All quantizations are obvious, except for the factor in the box. If we quantize

$$\boxed{3N-5} \longrightarrow 2[N-1] + [N-3] = [N-1] + [2][N-2], \tag{52}$$

then the 3-strand and 2-strand expressions for the trefoil 3_1 are related by

$$H_{\square}^{[3,2]} = H_{\square}^{[2,3]} = H_{\square}^{3_1} \tag{53}$$

thus above quantization rule can be justified by the Reidemeister invariance.

Also obvious are the degeneracies $bbbw = bbwb = bwbb = wbbb$, $bwbw = wwbw$ etc.

For alternating colors – and the same expression for quantum dimensions at the hypercube vertices – we get the right expression for HOMFLY of the figure-eight knot 4_1 :

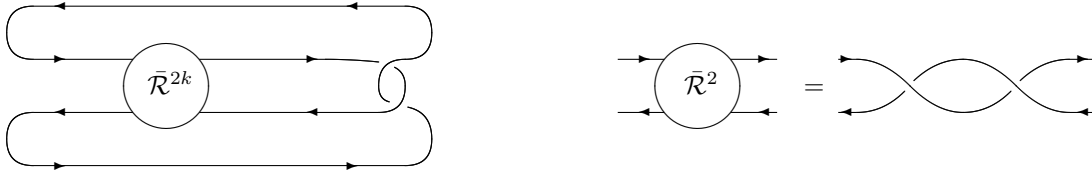
$$\begin{aligned}
H_{\square}^{4_1} &= q^{2N-2} \cdot q^{-2N} \left(w b w b - q \left((w w w b + w b w w) + (w b b b + b b w b) \right) + \right. \\
&+ q^2 \left(w w w w + (w w b b + w b b w + b b w w + b w w b) + b b b b \right) - q^3 \left((b b b w + b w b b) + (b w w w + w b w w) \right) + q^4 w b w b \Big) = \\
&= q^{-2} [N] \left([2][N][N-1] - 2q \left([2][N-1]^2 + [N][N-1] \right) + \right. \\
&+ q^2 \left(([N-1](2[N-1] + [N-3]) + 4[N-1]^2 + [N]^2) - 2q^3 \left([N][N-1] + [2][N-1]^2 \right) + q^4 [2][N][N-1] \right) = \\
&= \frac{\{A\}}{\{q\}} \left(1 + \{Aq\} \{A/q\} \right) \tag{54}
\end{aligned}$$

Finally, two other types of colorings provide unknots:

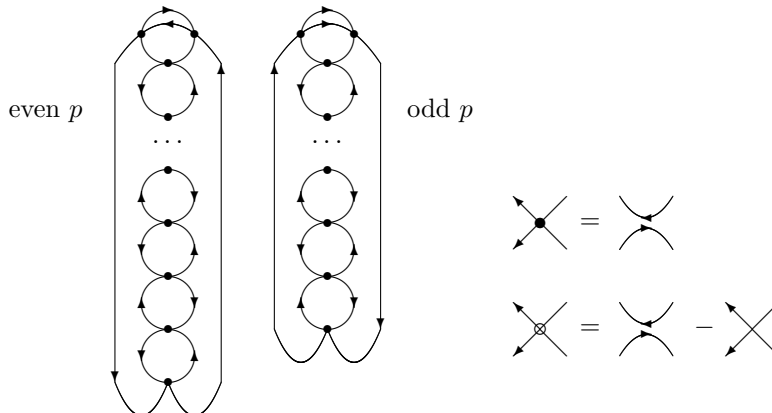
$$\begin{aligned}
H_{\square}^{\text{Unknot}} &= -q^{2N-3} \left(b b b w - q \left(b b b b + (b b w w + w b b w) + b w b w \right) + q^2 \left((b b w b + b w b b + w b b b) + \right. \right. \\
&\quad \left. \left. + (b w w w + w b w w + w w b w) \right) - q^3 \left(w w w w + (b w w b + w w b b) + w b w b \right) + q^4 w w w b \right) = [N] \\
H_{\square}^{\text{Unknot}} &= q^{-2} \left(b b w w - q \left((b b b w + b b w b) + (w b w w + b w w w) \right) + q^2 \left((b b b b + (b w b w + w b w b) + \right. \right. \\
&\quad \left. \left. + (w b b w + b w w b) + w w w w \right) - q^3 \left((b w b b + w b b b) + (w w w b + w b w w) \right) + q^4 w w b b \right) = [N] \tag{55}
\end{aligned}$$

5.7 Twist knots

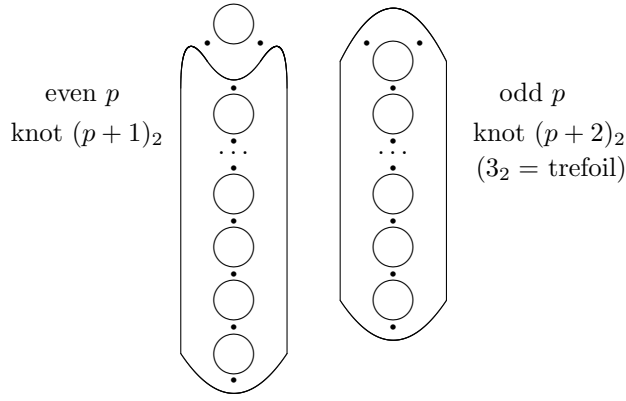
Twist knots is in a sense the simplest 1-parametric family (see, for example, sec.5.2 of [28]), which includes unknot, trefoil and the figure-eight knot 4_1 . They are made out of the 2-strand braid, only – in variance with the torus knots – anti-parallel:



Here k can be both positive and negative. If the number of crossing in the antiparallel braid is odd, this changes orientation at the two-vertex "locking block". The corresponding knot diagrams (after rotation by 90°) are:



The two pictures correspond respectively to the cases when the number p of circles – and thus the number $p+2$ of vertices – is even and odd. The two cases are essentially different, already when all the vertices are black, i.e. at the *main* Seifert vertex of the hypercube, configurations are not the same:



Still, the number of cycles in both cases is $p + 1$, so that in both cases the hypercube vertex b^{p+2} contributes $N^{p+1} \rightarrow [N]^{p+1}$. When some vertex is changed from black to white, one subtracts a contribution with a crossing at this vertex, what changes the number of cycles: for example, when there is just one white vertex, subtraction contains p cycles, and the contribution of $b^{p+1}w$ vertex in the hypercube is $N^{p+1} - N^p \rightarrow [N]^p[N - 1]$.

When all vertices are of the same color then the knot is $(p + 1)_2$ for even p and $(p + 2)_2$ for odd p . If the two vertices at the top (two "horizontal" vertices) have the opposite color to the p vertical ones, then the knot is $(p + 2)_1$ for even p and $(p + 1)_1$ for odd p . When the two horizontal vertices are of different colors, we get an unknot. If some vertical vertices have different colors, what matters is their algebraic sum, $p \cong \#\bullet - \#\circ$.

The answer for HOMFLY polynomials of the twisted knots is well known, see, for example, sec.5.2 of [28]:

$$H_k = 1 + F_k(A^2)\{Aq\}\{A/q\} = 1 + F_k(q^{2N})(q^{2N} - q^2 - q^{-2} + q^{-2N}) \quad (56)$$

with $F_k(A^2) = -A^{k+1}\{A^k\}/\{A\}$. For $k = 0$ and $F_0 = 0$ we get unknot, for $k = 1$ and $F_1 = -A^2$ - the trefoil 3_1 and for $k = -1$ and $F_{-1} = 1$ - the figure eight knot 4_1 . More generally, for positive k we get the knots $(2k + 1)_2$, while for negative k - $(2 - 2k)_1$ in the Rolfsen notation, see [30]. Note that trefoil 3_1 gets its right place in the series of twisted knots, if treated as 3_2 .

p	1	2	3	4	5	6	7	8	9	...
$\bullet \quad \bullet$										
$\bullet \quad \bullet$	3_2	3_2	5_2	5_2	7_2	7_2	9_2	9_2	11_2	...
$\bullet \quad \bullet$	unknot	4_1	4_1	6_1	6_1	8_1	8_1	10_1	10_1	...

Now we proceed to cycle diagrams. In the case of twist knots they have a very special structure. The point is that there are two different types of vertices in \mathcal{D} : the two at the "locking block" and p others, located at a vertical axis in above knot diagrams. This implies the obvious block form for the diagrams of cycles and of classical dimensions.

5.7.1 $p = 1$ (includes trefoil 3_1)

	$p = 1$	$\bullet\bullet$	$\bullet\circ + \circ\bullet$	$\circ\circ$
number of cycles	\bullet	2	2×1	2
	\circ	1	2×2	1

	$p = 1$	$\bullet\bullet$	$\bullet\circ + \circ\bullet$	$\circ\circ$
classical ($q = 1$) values of $D^{(c)}$	\bullet	N^2	$2 \times (N^2 - N)$	$N^2 - 2N + N^2$
	\circ	$N^2 - N$	$2 \times (N^2 - 2N + N^2)$	$N^2 - 3N + 3N^2 - N$

	$p = 1$	$\bullet\bullet$	$\bullet\circ + \circ\bullet$	$\circ\circ$
quantum $D^{(c)}$	\bullet	$[N]^2$	$2 \times [N][N - 1]$	$[2][N][N - 1]$
	\circ	$[N][N - 1]$	$2 \times [2][N][N - 1]$	$[2]^2[N][N - 1]$

The first table lists the numbers of cycles in the resolution of \mathcal{D} at a given vertex of the hypercube $H(\mathcal{D})$. The first numbers (2) in the second column are multiplicities of the vertices of a given type: in the example of $p = 1$ the multiplicities are non-trivial only because we do not make a difference between $\bullet\circ$ and $\circ\bullet$ colorings at the locking block.

The middle table of classical dimensions $D^{(c)}$ is obtained from the data in the first table by our standard rule. To understand what stands at the given vertex c of $H(\mathcal{D})$ consider the sub-hypercube in between c and the Seifert vertex (which is boxed in the picture). Then what we put at c is the alternated sum of the cycles numbers at this sub-hypercube vertices. This prescription should look clear from this and below examples.

Finally, the last table is that of the quantum (q -graded) dimensions $D^{(c)}$ – in this case they are obtained by the rules, more-or-less familiar from our previous examples.

Now we can take different vertices as initial:

$$\begin{aligned}
 H_{\bullet\bullet} &= q^{3N-3} \left([N]^2 - 3q[N][N-1] + 3q^2[2][N][N-1] - [2]^2[N][N-1] \right) = H(3_1), \\
 H_{\circ\bullet} &= \frac{q^{2N-2}}{-q^N} \left([N][N-1] - q \left([N]^2 + 2[2][N][N-1] \right) + q^2 \left(2[N][N-1] + [2]^2[N][N-1] \right) - q^3[2][N][N-1] \right) = \\
 &= -[N] = -H(O), \\
 H_{\bullet\circ} &= [N] = H(O), \\
 &\dots
 \end{aligned} \tag{57}$$

5.7.2 $p = 2$ (includes trefoil $3_1 = 3_2$ and figure eight 4_1)

	$p = 2$	$\bullet\bullet$	$\bullet\circ + \circ\bullet$	$\circ\circ$
\bullet \bullet		3	2×2	3
\bullet + \circ \circ + \bullet		2×2	$2^2 \times 1$	2×2
\circ \circ		3	2×2	1

$p = 2$	$\bullet\bullet$	$\bullet\circ + \circ\bullet$	$\circ\circ$
$\begin{array}{c} \bullet \\ \bullet \end{array}$	$\boxed{N^3}$	$2 \times N^2(N-1)$	$2N^2(N-1)$
$\begin{array}{c} \bullet \\ \circ \end{array} + \begin{array}{c} \circ \\ \bullet \end{array}$	$2 \times N^2(N-1)$	$2^2 \times N(N-1)^2$	$2 \times 2N(N-1)^2$
$\begin{array}{c} \circ \\ \circ \end{array}$	$2N^2(N-1)$	$2 \times 2N(N-1)^2$	$N(N-1) \cdot \boxed{(3N-5)}$

$p = 2$	$\bullet\bullet$	$\bullet\circ + \circ\bullet$	$\circ\circ$
$\begin{array}{c} \bullet \\ \bullet \end{array}$	$\boxed{[N]^3}$	$2 \times [N]^2[N-1]$	$[2][N]^2[N-1]$
$\begin{array}{c} \bullet \\ \circ \end{array} + \begin{array}{c} \circ \\ \bullet \end{array}$	$2 \times [N]^2[N-1]$	$2^2 \times [N][N-1]^2$	$2 \times [2][N][N-1]^2$
$\begin{array}{c} \circ \\ \circ \end{array}$	$[2][N]^2[N-1]$	$2 \times [2][N][N-1]^2$	$[N][N-1] \cdot \boxed{([N-1] + [2][N-2])}$

In the right lower corner we applied the quantization rule (52) – and this provides the right answers:

$$\begin{aligned}
H_{\begin{array}{c} \bullet \\ \bullet \\ \circ \end{array}}^{\bullet\bullet} &= q^{4(N-1)} \left([N]^3 - 4q[N]^2[N-1] + q^2(2[2][N]^2[N-1] + 4[N][N-1]^2) - 4q^3[2][N][N-1]^2 + \right. \\
&\quad \left. + q^4(2[N][N-1]^2 + [N][N-1][N-3]) \right) = [N] \left((q^2 + q^{-2})q^{2N} - q^{4N} \right) = H(\text{trefoil}), \\
H_{\begin{array}{c} \bullet \\ \circ \end{array}}^{\bullet\bullet} &= \frac{q^{2(N-1)}}{q^{2N}} \left((1 + q^4)[2][N]^2[N-1] - (q + q^3)(2[N]^2[N-1] + 2[2][N][N-1]^2) + \right. \\
&\quad \left. + q^2([N]^3 + 4[N][N-1]^2 + 2[N][N-1]^2 + [N][N-1][N-3]) \right) = [N] \left(q^{2N} - q^2 + 1 + q^{-2} + q^{-2N} \right) = H(4_1), \\
H_{\begin{array}{c} \bullet \\ \circ \\ \circ \end{array}}^{\bullet\bullet} &= \frac{q^{3(N-1)}}{-q^N} \left([N]^2[N-1] - \dots \right) = H(O) \tag{58}
\end{aligned}$$

In fact, this is literally the same calculation that we already performed in the previous sec.5.6 .

5.7.3 $p = 3$ (includes 5_2 and 4_1)

$p = 3$	$\bullet\bullet$	$\bullet\circ + \circ\bullet$	$\circ\circ$
$\begin{array}{c} \bullet \\ \bullet \\ \bullet \end{array}$	$\boxed{4}$	2×3	4
$\begin{array}{c} \bullet \\ \bullet \\ \circ \end{array} + \begin{array}{c} \bullet \\ \circ \\ \bullet \end{array}$	3×3	$2 \cdot 3 \times 2$	3×3
$\begin{array}{c} \bullet \\ \circ \\ \circ \end{array} + \begin{array}{c} \circ \\ \bullet \\ \bullet \end{array}$	3×2	$2 \cdot 3 \times 1$	3×2
$\begin{array}{c} \circ \\ \circ \\ \circ \end{array}$	1	2×2	1

$p = 3$	$\bullet\bullet$	$\bullet\circ + \circ\bullet$	$\circ\circ$
$\begin{array}{c} \bullet \\ \bullet \\ \bullet \end{array}$	$\boxed{N^4}$	$2 \times N^3(N-1)$	$2N^3(N-1)$
$\begin{array}{c} \bullet \quad \bullet \quad \circ \\ \bullet + \circ + \bullet \\ \circ \quad \bullet \quad \bullet \end{array}$	$3 \times N^3(N-1)$	$2 \cdot 3 \times N^2(N-1)^2$	$3 \times 2N^2(N-1)^2$
$\begin{array}{c} \bullet \quad \circ \quad \circ \\ \circ + \bullet + \circ \\ \circ \quad \circ \quad \bullet \end{array}$	$3 \times N^2(N-1)^2$	$2 \cdot 3 \times N(N-1)^3$	$3 \times 2N(N-1)^3$
$\begin{array}{c} \circ \\ \circ \\ \circ \end{array}$	$N(N-1)^3$	$2 \times N(N-1) \cdot \boxed{(N^2 - 3N + 4)}$	$2N(N-1) \cdot \boxed{(N^2 - 3N + 4)}$

$p = 3$	$\bullet\bullet$	$\bullet\circ + \circ\bullet$	$\circ\circ$
$\begin{array}{c} \bullet \\ \bullet \\ \bullet \end{array}$	$\boxed{[N]^4}$	$2 \times [N]^3[N-1]$	$[2][N]^3[N-1]$
$\begin{array}{c} \bullet \quad \bullet \quad \circ \\ \bullet + \circ + \bullet \\ \circ \quad \bullet \quad \bullet \end{array}$	$3 \times [N]^3[N-1]$	$2 \cdot 3 \times [N]^2[N-1]^2$	$3 \times [2][N]^2[N-1]^2$
$\begin{array}{c} \bullet \quad \circ \quad \circ \\ \circ + \bullet + \circ \\ \circ \quad \circ \quad \bullet \end{array}$	$3 \times [N]^2[N-1]^2$	$2 \cdot 3 \times [N][N-1]^3$	$3 \times [2][N][N-1]^3$
$\begin{array}{c} \circ \\ \circ \\ \circ \end{array}$	$[N][N-1]^3$	$2 \times [N][N-1] \cdot Y_3$	$[2][N][N-1] \cdot Y_3$

Y_3 in the last line is a deformation (quantization) of $(N^2 - 3N + 4)$, and it turns out to be

$$Y_3 = [N-1][N-2] + [2] \quad (59)$$

Indeed, this provides the necessary relations

$$\begin{aligned} H_{\begin{array}{c} \bullet\bullet \\ \bullet \\ \bullet \end{array}} &= H(5_2) = [N] \left(1 - q^{3N} \{q\}^2 \frac{[2N][N+1][N-1]}{[N]} \right), \\ H_{\begin{array}{c} \bullet\bullet \\ \circ \\ \bullet \end{array}} &= H(4_1) = -[N] \left(1 + \{q\}^2 [N+1][N-1] \right), \\ H_{\begin{array}{c} \bullet\bullet \\ \circ \\ \circ \end{array}} &= H(O) = [N], \\ &\dots \end{aligned} \quad (60)$$

Note that the answer for 5_2 depends on q not only through quantum numbers – and thus is not invariant under the change $q \rightarrow q^{-1}$. In fact the complementary Khovanov-Rozansky polynomial $H_{\begin{array}{c} \circ\circ \\ \circ \\ \bullet \end{array}} = H(5_2|q^{-1})$ differs from $H_{\begin{array}{c} \bullet\bullet \\ \bullet \\ \bullet \end{array}} = (5_2|q)$ exactly by this change.

5.7.4 Generic p

In general we numerate the column in the cycle diagram by i – the number of white vertices among the p vertical ones. Then

p	●●	●○+○●	○○
0	$p+1$	$2 \times p$	$p+1$
$p \times 1$	p	$2 \cdot p \times (p-1)$	$p \times p$
...			
$C_p^i \times i$	$C_p^i \times (p+1-i)$	$2 \cdot C_p^i \times (p-i)$	$C_p^i \times (p+1-i)$
...			
$p \times (p-1)$	$p \times 2$	$2 \cdot p \times 1$	$p \times 2$
p	1 for odd p 3 for even p	2×2	1

Note that there is a small difference between odd and even p : it is in the left lower corner of the table. The difference will be more pronounced in the table of dimensions, where it touches all the three entries in the last line.

Actually The table of dimensions can also be immediately written for generic p – moreover, except for the very last line, they are straightforwardly quantized:

p	●●	●○+○●	○○
0	$[N]^{p+1}$	$2 \times [N]^p [N-1]$	$[2][N]^p [N-1]$
$p \times 1$	$p \times [N]^p [N-1]$	$2 \cdot p \times [N]^{p-1} [N-1]^2$	$p \times [2][N]^{p-1} [N-1]^2$
...			
$C_p^i \times i$	$C_p^i \times [N]^{p+1-i} [N-1]^i$	$2 \cdot C_p^i \times [N]^{p-i} [N-1]^{i+1}$	$C_p^i \times [2][N]^{p-i} [N-1]^{i+1}$
...			
$p \times (p-1)$	$p \times [N]^2 [N-1]^{p-1}$	$2 \cdot p \times [N][N-1]^p$	$p \times [2][N][N-1]^p$
p	$\left[\begin{array}{l} \text{odd } p \quad l[N][N-1]^p \\ \text{even } p \quad l[N]^2 [N-1] \cdot Y_{p-1} \end{array} \right.$	$\left[\begin{array}{l} 2 \times [N][N-1] \cdot Y_p \\ 2 \times [N][N-1]^2 \cdot Y_{p-1} \end{array} \right.$	$\left[\begin{array}{l} [2][N][N-1] \cdot Y_p \\ l[N][N-1] \left([N-1]^{p-1} + [N-2] \cdot Y_{p-1} \right) \end{array} \right.$

Slightly non-trivial are only the quantities Y_k , defined for odd values k , of which we already know $Y_1 = [2]$ and $Y_3 = [N-1][N-2] + [2]$. The classical values of Y_k are polynomials of degree $k-1$ in N , equal to

$$Y_k^{cl} = \frac{(N-1)^k + (N+1)}{N} \quad (61)$$

Since k is odd, these are indeed a polynomials, and they satisfy recursion relation $Y_{k+2}^{cl} - Y_k^{cl} = (N-1)^k(N-2)$, which is straightforwardly quantized:

$$Y_{k+2} = [N-1]^k[N-2] + Y_k = [2] + \sum_{i=0}^{\frac{k-1}{2}} [N-1]^{2i+1}[N-2] \quad (62)$$

This quantization rule leads to the standard answers [28] for HOMFLY polynomials of the twisted knots:

$$\begin{aligned} & [N]^{p+1} - q \cdot (p+2)[N]^p[N-1] + \\ & + \sum_{i=2}^p (-q)^i \left\{ \left(\frac{p!}{i!(p-i)!} + \frac{2 \cdot p!}{(i-1)!(p+1-i)!} \right) [N]^{p+1-i}[N-1]^i + \frac{[2] \cdot p!}{(i-2)!(p+2-i)!} [N]^{p+2-i}[N-1]^i \right\} + \\ & + (-q)^{p+1} \left\{ 2[N][N-1] \cdot Y_p + p \cdot [2][N][N-1]^p \right\} + (-q)^{p+2} [2][N][N-1] \cdot Y_p = \\ & = q^{-(p+2)(N-1)} [N] \left(1 - \frac{q^{\frac{p+1}{2}N} \cdot \left[\frac{p-1}{2} N \right]}{[N]} \cdot \{q\}^2 [N+1][N-1] \right) = q^{-(p+2)(N-1)} \cdot H^{(p+2)_2} \end{aligned}$$

and

$$\begin{aligned} & [N][N-1]^p - q \left\{ p \cdot [N]^2[N-1]^{p-1} + 2[N][N-1]Y_p \right\} + q^2 \left\{ \frac{p(p-1)}{2} [N]^3[N-1]^{p-2} + 2p \cdot [N][N-1]^p + [2][N][N-1] \cdot Y_p \right\} + \\ & + \sum_{i=0}^{p-3} (-q)^{p-i} \left\{ \frac{p!}{i!(p-i)!} [N]^{p+1-i}[N-1]^i + \frac{2 \cdot p!}{(i+1)!(p-i-1)!} [N]^{p-i-1}[N-1]^{i+2} + \frac{[2] \cdot p!}{(i+2)!(p-i-2)!} [N]^{p-i-2}[N-1]^{i+3} \right\} + \\ & + (-q)^{p+1} \left\{ 2[N]^p[N-1] + p \cdot [2][N]^{p-1}[N-1]^2 \right\} + (-q)^{p+2} [2][N]^p[N-1] = \\ & = \frac{(-q)^{pN}}{q^{2(N-1)}} \cdot (-)^N [N] \left(1 + \frac{q^{\frac{3-p}{2}N} \cdot \left[\frac{p-1}{2} N \right]}{[N]} \cdot \{q\}^2 [N+1][N-1] \right) = q^{(p-2)N+2} \cdot H^{(p+1)_1} \end{aligned}$$

for odd p and

$$\begin{aligned} & [N]^{p+1} - q \cdot (p+2)[N]^p[N-1] + \\ & + \sum_{i=2}^p (-q)^i \left\{ \left(\frac{p!}{i!(p-i)!} + \frac{2 \cdot p!}{(i-1)!(p+1-i)!} \right) [N]^{p+1-i}[N-1]^i + \frac{[2] \cdot p!}{(i-2)!(p+2-i)!} [N]^{p+2-i}[N-1]^i \right\} + \\ & + (-q)^p \left\{ [N][N-1]^p + [N]^2[N-1] \cdot Y_{p-1} \right\} + \\ & + (-q)^{p+1} \left\{ 2[N][N-1]^2 \cdot Y_{p-1} + p \cdot [2][N][N-1]^p \right\} + (-q)^{p+2} \left\{ [N][N-1]^p + [N][N-1][N-2] \cdot Y_{p-1} \right\} = \\ & = q^{-(p+2)(N-1)} [N] \left(1 - \frac{q^{\frac{p}{2}N} \cdot \left[\frac{p}{2} N \right]}{[N]} \cdot \{q\}^2 [N+1][N-1] \right) = q^{-(p+2)(N-1)} \cdot H^{(p+1)_2} \\ & [N]^2[N-1] \cdot Y_{p-1} - q \left\{ p \cdot [N]^2[N-1]^{p-1} + 2[N][N-1]^2 \cdot Y_{p-1} \right\} + \\ & + q^2 \left\{ \frac{p(p-1)}{2} [N]^3[N-1]^{p-2} + 2p \cdot [N][N-1]^p + [N][N-1]^p + [N][N-1][N-2] \cdot Y_{p-1} \right\} + \\ & + \sum_{i=0}^{p-3} (-q)^{p-i} \left\{ \frac{p!}{i!(p-i)!} [N]^{p+1-i}[N-1]^i + \frac{2 \cdot p!}{(i+1)!(p-i-1)!} [N]^{p-i-1}[N-1]^{i+2} + \frac{[2] \cdot p!}{(i+2)!(p-i-2)!} [N]^{p-i-2}[N-1]^{i+3} \right\} + \\ & + (-q)^{p+1} \left\{ 2[N]^p[N-1] + p \cdot [2][N]^{p-1}[N-1]^2 \right\} + (-q)^{p+2} [2][N]^p[N-1] = \\ & = \frac{(-q)^{pN}}{q^{2(N-1)}} \cdot [N] \left(1 + \frac{q^{\frac{2-p}{2}N} \cdot \left[\frac{p}{2} N \right]}{[N]} \cdot \{q\}^2 [N+1][N-1] \right) = q^{(p-2)N+2} \cdot H^{(p+2)_1} \end{aligned}$$

for even p .

Quantization rule (61) \longrightarrow (62) can look somewhat artificial. However, as we shall see in the next section, this is not quite true. The gradation-diminishing morphisms are naturally defined for the chains of vector spaces with quantum dimensions $[N] \longrightarrow [N-1] \longrightarrow [N-2] \longrightarrow \dots$ and this is exactly a structure, implicit in (62).

To finish the entire section 5, devoted to our new HOMFLY calculus, we note that the HOMFLY polynomials are obtained in it by a rather strange two-step procedure: dimensions $D^{(c)}$ are some q -deformed alternated summations over subsets of the cycles diagram, and then HOMFLY are alternated sums of these dimension. These two repeated sums can probably be converted into a simpler determinant-like structure, which can also help with the quantization (q -deformation) – like it happens in the studies of closely related [47, 48] subject of spin-chain dualities in [49]. This, however, is a subject for a separate investigation.

As to now, we proceed to another deformation – to Khovanov-Rozansky polynomials.

6 Substitute of KR cohomologies

6.1 The idea

The main idea of Khovanov's approach is to interpret D^{ν_c} in (14) as dimensions of q -graded vector spaces $V^{\otimes \nu_c}$, associated with the vertices of the hypercube $H(\mathcal{D})$, promote the coloring flips at the edges to commuting morphisms between the vector spaces, what converts the hypercube into Abelian quiver. Then with this quiver one associates the complex $K(\mathcal{D}_{c_0})$, where vector spaces

$$C_i = \oplus_c V^{\otimes \nu_c} \delta_{h_c - h_{c_0}, i} \quad (63)$$

are direct sums of those at vertices of a given height $h_c - h_{c_0} = i$, and differentials $d_i : C_{i-1} \rightarrow C_i$ are combinations of commuting morphisms, taken with appropriate signs to ensure the nilpotency $d_{i+1}d_i = 0$.

Then the entire alternated sum (14) can be interpreted as the Euler characteristic of the complex $K(\mathcal{D}_{c_0})$, while its Poincare polynomial provides a new Reidemeister invariant – Khovanov's superpolynomial.

In the language of formulas this means that we first rewrite (14)

$$J^{c_0}(\mathcal{D}) = \alpha_{\bullet}^{n_{\bullet}} \alpha_{\circ}^{n_{\circ}} \sum_{c=1}^{2^{n_{\circ}+n_{\bullet}}} (-q)^{h_c - h_{c_0}} \cdot D^{\nu_c} = \alpha_{\bullet}^{n_{\bullet}} \alpha_{\circ}^{n_{\circ}} \sum_{i=0}^{n_{\bullet}+n_{\circ}} (-q)^i \dim_q C_i \quad (64)$$

as

$$J^{c_0}(\mathcal{D}) = \alpha_{\bullet}^{n_{\bullet}} \alpha_{\circ}^{n_{\circ}} \sum_{i=0}^{n_{\bullet}+n_{\circ}} (-q)^i H_i \quad (65)$$

where $H_i = \dim_q(\text{Ker } d_{i+1} / \text{Im } d_i)$ are dimensions of cohomologies (quantum Betti numbers) of the complex $K(\mathcal{D}_{c_0})$ – and afterwards we promote it to Poincare polynomial

$$\mathcal{J}^{c_0}(\mathcal{D}) = \alpha_{\bullet}^{n_{\bullet}} \alpha_{\circ}^{n_{\circ}} \sum_{i=0}^{n_{\bullet}+n_{\circ}} (qT)^i H_i \quad (66)$$

depending on additional parameter T , not obligatory equal to -1 . Normalization α -parameters can also depend on T , in fact

$$\alpha_{\bullet} = q^{N-1}, \quad \alpha_{\circ} = \frac{1}{q^N T} \quad (67)$$

Equivalence between (64) and (65) – the two different representations of the Euler characteristics of a complex – is a simple theorem of linear algebra, which lies in the basement of cohomology theory. It remains true after q -deformation.

Our goal in this section is to explain what happens with this Khovanov's construction when we substitute (14) by the its N -dependent version (19):

$$H^{c_0}(\mathcal{D}) = \alpha_{\bullet}^{n_{\bullet}} \alpha_{\circ}^{n_{\circ}} \sum_{c=1}^{2^{n_{\circ}+n_{\bullet}}} (-q)^{h_c - h_{c_0}} \cdot D^{(c)} \quad (68)$$

• First of all, we interpret $D^{(c)}$ as dimensions of some new graded vector spaces, associated with the vertices of the hypercube $H(\mathcal{D})$. In fact, this is the only thing that changes: now the basic vector space V is not two-

but N -dimensional, and $D^{(c)}$ are dimensions of some more sophisticated factor spaces, made from various copies of V . Actually, in the present section we manage without specifying the origin of these spaces explicitly – but for a better grounded approach this should be done, see s.7 below.

- Second, with the edges of $H(\mathcal{D})$ we associate commuting morphisms between these vector spaces. Like in original Khovanov construction, we require that morphisms decrease grading by one. With each edge we associate two morphisms, acting in two directions, both are decreasing. Which morphism actually works, depends on the choice of initial vertex c_0 – all morphism are chosen to point away from c_0 .

- Third, since morphisms are commuting, $H(\mathcal{D})_{c_0}$ has a structure of Abelian quiver – therefore there is an associated complex $\mathcal{K}(\mathcal{D}_{c_0})$. Therefore all the other steps remain the same:

$$\begin{aligned} H^{c_0}(\mathcal{D}) &= \alpha_{\bullet}^{n_{\bullet}} \alpha_{\circ}^{n_{\circ}} \sum_{c=1}^{2^{n_{\bullet}+n_{\circ}}} (-q)^{h_c - h_{c_0}} \cdot D^{(c)} = \alpha_{\bullet}^{n_{\bullet}} \alpha_{\circ}^{n_{\circ}} \sum_{i=0}^{n_{\bullet}+n_{\circ}} (-q)^i \dim_q C_i = \alpha_{\bullet}^{n_{\bullet}} \alpha_{\circ}^{n_{\circ}} \sum_{i=0}^{n_{\bullet}+n_{\circ}} (-q)^i H_i \\ &\implies \mathcal{P}^{c_0}(\mathcal{D}) = \alpha_{\bullet}^{n_{\bullet}} \alpha_{\circ}^{n_{\circ}} \sum_{i=0}^{n_{\bullet}+n_{\circ}} (qT)^i H_i \end{aligned} \quad (69)$$

Moreover the Poincare polynomial $\mathcal{P}^{c_0}(\mathcal{D})$, introduced in this straightforward way, turns to coincide with the KR superpolynomial, obtained via matrix factorization.

6.2 Unknot. The choice of the main vector space: $V = C^N$

We begin our consideration from the simplest case, when there are 0 vertices in the knot diagram \mathcal{D} , i.e. just 1 vertex in the hypercube $H(\mathcal{D})$. This is the ordinary unknot.

6.2.1 Unreduced superpolynomial

With a single vertex of the hypercube we naturally associate a vector space $V = C^N$ with distinguished basis $\{e_1, \dots, e_N\}$, $V = \text{span}(e_1, \dots, e_N)$, graded as

$$q^{g(e_i)} = q^{N+1-2i}, \quad \text{i.e.} \quad g(e_1) = N-1, \quad g(e_2) = N-3, \quad \dots, \quad g(e_N) = 1-N \quad (70)$$

Thus quantum dimension, which by definition is the Khovanov-Rozansky superpolynomial for the unknot in the fundamental representation \square is

$$\mathcal{P}_{\square}(O) = \mathcal{P}_{\square}^{\text{unknot}}(N|q|T) = \dim_q V = \sum_{i=1}^N q^{g(e_i)} = \frac{q^N - q^{-N}}{q - q^{-1}} = [N] = \frac{\{A\}}{\{q\}} \quad (71)$$

It does not depend on the new parameter T .

6.2.2 Reduced superpolynomial

In the theory of HOMFLY polynomials it is often convenient to divide the answer by HOMFLY for the unknot – what arises is called *reduced* knot polynomial (and original, undivided, is *unreduced*). For superpolynomials the procedure is not so innocent: sometime reduced superpolynomial is very different from the unreduced one – and in [19] they are evaluated and listed in separate practically unrelated tables. As reviewed in detail in [24], reduced superpolynomial is obtained in Khovanov approach by the following "reduction" procedure. In the knot diagram D we pick up (mark) one particular edge (in principle, the answer could depend on the choice of this edge, but it does not). Then when at a given vertex v of the hypercube $H(D)$ we decompose D into a set of cycles, we mark the cycles (one per each vertex $v \in H(D)$), and substitute the corresponding vector space V (N -dimensional $V = C^N$ in our approach) by a one-dimensional $E = C$. In the case of unknot this simply means that reduced superpolynomial is unity:

$$P_{\square}(O) = \dim_q E = 1 \quad (72)$$

Since in this paper we deal only with the fundamental representations we often omit the subscript \square in what follows.

6.3 Betti numbers from Euler characteristic: naive approach

A very naive, still rather powerful approach to evaluation of superpolynomials is to try to saturate the given Euler characteristic by Betti numbers $H^{(c)}$, which have lower degree in N than original dimensions $D^{(c)}$.

knot/link	Euler char (HOMFLY pol) via $D^{(c)}$	Euler char via Betti #'s	Poincare pol = KR superpolynomial
1 – foil	$q^{N-1}([N]^2 - q[N][N-1])$	$= [N]$	$[N]$
double eight	$q^{2N-2}([N]^3 - 2q[N]^2[N-1] + [N][N-1]^2)$	$= [N]$	$[N]$
2 – foil	$q^{2N-2}([N]^2 - 2q[N][N-1] + q^2[2][N][N-1])$	$= [N](q^{N-1} + q^{2N+1}[N-1])$	$[N](q^{N-1} + q^{2N+1}T^2[N-1])$
3 – foil	$q^{3N-3}([N]^2 - 3q[N][N-1] + 3q^2[2][N][N-1] - q^3[2]^2[N][N-1])$	$= q^{2N-2}([N] + q^3(1 - q^{2N})[N-1])$	$q^{2N-2}([N] + q^3T^2(1 + q^{2N}T)[N-1])$
...			

Transition between the second and the third columns is just an identity: we rewrite the polynomial in $A = q^N$ in the second column as a combination of differentials $D_{-k} = \{A/q^k\}/\{q\}$ of the minimal possible degree – or, if degree can no longer be diminished, with minimal possible coefficients. Transition from this minimal polynomial to its T -deformed version in the third column is often straightforward – but, strictly speaking, not unique. Fixing this procedure requires explicit definition of morphisms. However, before we pass to them, it is instructive to present the above potentially-ambiguous procedure in one more form.

6.4 Spaces and morphisms. Unknot as an eight

6.4.1 Listing

Within Khovanov approach we should interpret the quantities $D^{(c)}$ from section 5 as dimensions of some vector spaces: $D^{(c)} = \dim_q V^{(c)}$. Whatever is the deep origin of these spaces, see s.7 below, knowing $D^{(c)}$ we can list their basis vectors with definite grading degrees. For example:

grading	unknot
q^{N-1}	1
q^{N-3}	1
q^{N-5}	1
...	
q^{3-N}	1
q^{1-N}	1
\dim_q	$[N]$

(73)

for the unknot *per se* and similarly for the unknot, represented as an eight knot from sec.5.2:

grading	1 – foil		
q^{2N-2}	1	1	
q^{2N-3}			1
q^{2N-4}	1	2	
q^{2N-5}			2
q^{2N-6}	1	3	
...		...	
q^2	1	$N - 1$	
q^1			$N - 1$
q^0	1	N	
q^{-1}	1	$N - 1$	$N - 1$
q^{-2}	1	$N - 1$	
...		...	
q^{6-2N}	1	3	
q^{5-2N}			2
q^{4-2N}	1	2	
q^{3-2N}			1
q^{2-2N}	1	1	
$\dim_q C_i$		$[N]^2$	$[N][N - 1]$

(74)

The space $V^{\otimes 2}$ at the vertex \bullet for the 1-fold has dimension $[N]^2$, and there is degeneracy in gradation already within this space: there is just one element of degree $2N - 2$, two elements of degree $2N - 4$ and so on. Likewise the factor space $V^{\otimes 2}/V$, which actually stands over the vertex \circ , has dimension $[N][N - 1]$, the gradings are odd, there is a single vector of the highest degree is $2N - 3$, two of degree $2N - 5$ and so on.

Listed in the tables are multiplicities of basis vectors of the given gradation degree. At the bottom we write the sums over entire columns, these are quantum (graded) dimensions of the spaces, but below we often use them also to denote the spaces themselves – in cases where this should not make any confusion.

6.4.2 Morphisms and differentials

The table (74) shows very clearly what the decreasing morphisms are: they act along decreasing diagonals – one from left to the right, another from right to the left. The first one has a kernel – its elements of a given gradation are obtained by subtracting the multiplicities along the diagonal and the remnants are listed as a column of boxes: clearly the kernel has dimension

$$H_0^\bullet = \dim_q \text{Ker}(d^\bullet) = 1 + q^{-2} + \dots + q^{4-2N} + q^{2-2N} = q^{1-N}[N] \quad (75)$$

Similarly the second one has a coimage – again controlled by the algebraic sums along the opposite diagonals: the corresponding deficits are put in double boxes and dimension of coimage is

$$H_1^\circ = \dim_q \text{CoIm}(d^\circ) = q^{2N-2} + q^{2N-4} + \dots + q^2 + 1 = q^{N-1}[N] \quad (76)$$

In this particular of the eight knot differentials in the complex \mathcal{K} are just the morphisms, therefor from (69) we get:

$$\mathcal{P}^\bullet = q^{N-1} \cdot H_0^\bullet = [N] \stackrel{(71)}{=} \mathcal{P}(O), \quad \mathcal{P}^\circ = \frac{1}{q^N T} \cdot (qT)H_1^\circ = [N] \stackrel{(71)}{=} \mathcal{P}(O) \quad (77)$$

and this demonstrates the Redemeister invariance of the superpolynomial (69).

6.4.3 Reduced case

A similar table and calculation for *reduced* case are even simpler:

q^{N-1}	1	
q^{N-2}		1
q^{N-3}	1	
q^{N-4}		1
\dots	\dots	
q^{3-N}	1	
q^{2-N}		1
q^{1-N}	1	

$[N]$	d^\bullet \longrightarrow	$[N-1]$
	\longleftarrow d°	

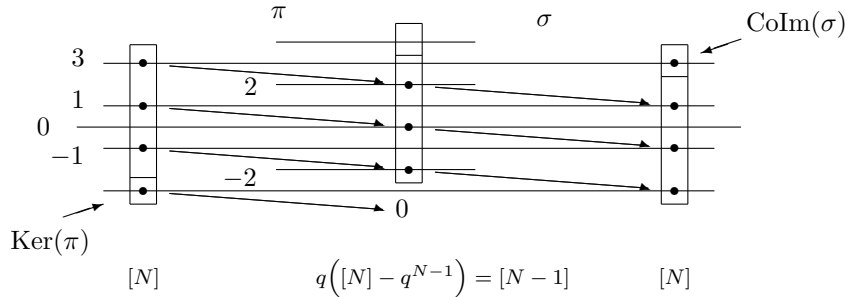
(78)

where again the boxed and double-boxed entries represent the non-vanishing cohomologies of $\mathcal{K}(\text{eight}_{c_0})$ with $c_0 = \bullet$ and $c_0 = \circ$ respectively. Therefore reduced superpolynomials are:

$$\mathcal{P}^\bullet = q^{N-1} \cdot q^{1-N} = 1 = P(O), \quad \mathcal{P}^\circ = \frac{1}{q^N T} \cdot (qT) \cdot q^{N-1} = 1 = P(O) \quad (79)$$

6.4.4 Drawing: reduced case

Now we can switch from tables to pictures and *draw* our two basic decreasing morphisms (in these pictures $N = 4$, but they can be used to write formulas for arbitrary N):



In other words, π acts as a shift down, accompanied by multiplication by q , so that the grading changes by -1

$$\pi : [N] \longrightarrow q([N] - q^{N-1}) = [N-1] \quad (80)$$

while σ is just multiplication by q^{-1} :

$$\sigma : \begin{cases} [N-1] \longrightarrow q^{-1}[N-1] = [N] - q^{N-1} \in [N] \\ [N] \longrightarrow q^{-1}[N] \\ \dots \end{cases} \quad (81)$$

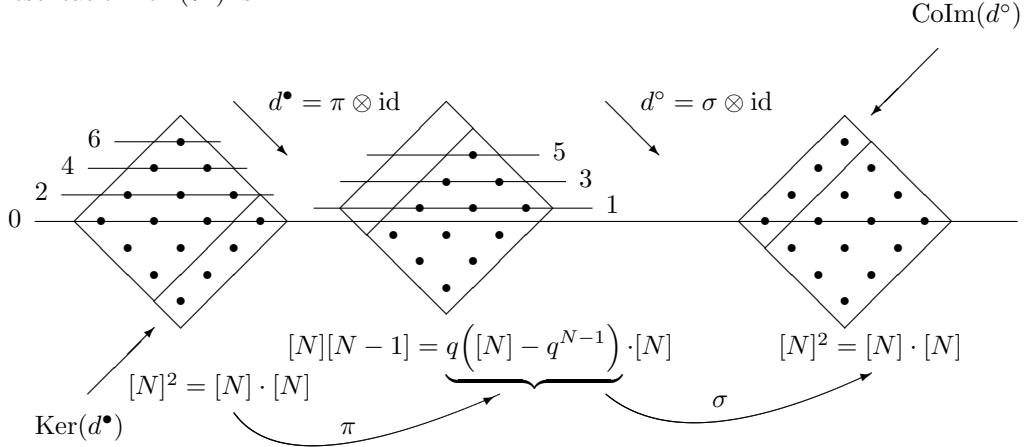
The two complexes, associated with the two initial vertices black (●) and white (○) are:

$$\begin{aligned} \mathcal{K}^\bullet : \quad 0 &\longrightarrow \bullet \xrightarrow{d^\bullet = \pi} \circ \longrightarrow 0 \\ \mathcal{K}^\circ : \quad 0 &\longleftarrow \bullet \xleftarrow{d^\circ = \sigma} \circ \longleftarrow 0 \end{aligned} \tag{82}$$

This is a pictorial representation of the table (78).

6.4.5 Drawing: unreduced case

A similar representation for (74) is



The spaces are now "two-dimensional", $[N] \otimes [N]$ and $[N-1] \otimes [N]$.
The complexes this time are:

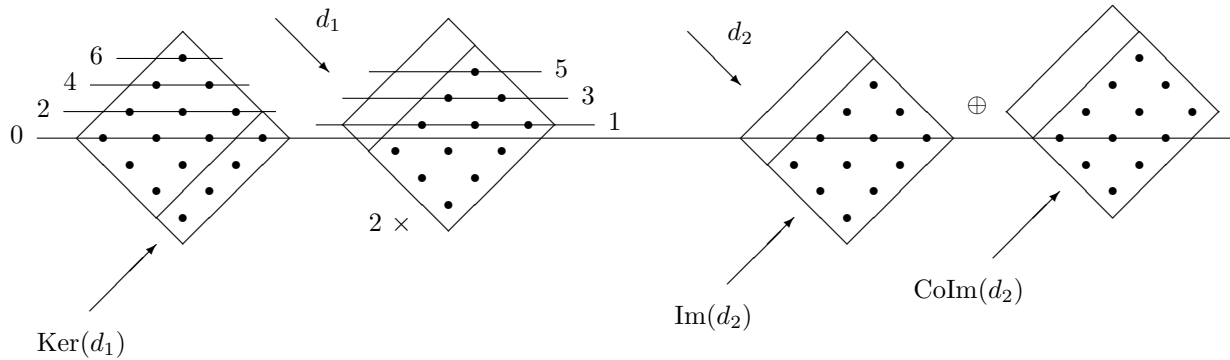
$$\begin{aligned} \mathcal{K}^\bullet : \quad 0 &\longrightarrow \bullet \xrightarrow{d^\bullet = \pi \otimes \text{id}} \circ \longrightarrow 0 \\ \mathcal{K}^\circ : \quad 0 &\longleftarrow \bullet \xleftarrow{d^\circ = \sigma \otimes \text{id}} \circ \longleftarrow 0 \end{aligned} \tag{83}$$

Note that using $\text{id} \otimes \sigma$ for d° instead of $\sigma \otimes \text{id}$ would give a wrong answer for $\text{CoIm}(d^\circ)$.

6.5 Example of the 2-foil (Hopf link)

6.5.1 Hopf: unreduced case

The picture for the Hopf link in the unreduced case looks like:



In the previous consideration of the eight knot we showed in the same picture the morphisms π and σ acting in different directions – i.e. relevant in the cases of different initial vertices (channels). Now only one channel is represented and the picture shows the complex $\mathcal{K}(\mathcal{D}_{c_0})$ for a given "channel" $c_0 = \bullet\bullet$. Note that the space C_1 at the second place in the picture consists of two copies of the same rectangular, only one is explicitly shown and $2 \times$ is written instead. d_1 consists of the identical maps which take the first space $[N]^2$ to the two copies

of $[N][N-1]$. It acts just as a shift in the shown direction and has a kernel, which is obviously $H_0 = q^{1-N}[N]$. After that d_2 acts as another shift – this time in the same direction. Because of the conspiracy of gradings the shift itself does not have neither a kernel nor a co-image, when it acts just between the two rectangles. However, it acts on one of the two constituents of C_1 with a plus sign, and with minus – on another: this is the standard way to construct a complex from Abelian quiver. In result, d_2 has a kernel, which is a diagonal subset in the two-constituent C_1 – and this is exactly the image of d_1 . This the cohomology $H_1 = 0$. As to the target of d_2 , the space C_2 also consists of two constituents, but this time they are not identical, but differ by 2 in grading. d_2 maps C_1 only into the lower constituent, while the upper one remain in co-image – and it forms the cohomology $H_2 = q^2[N]([N] - q^{N-1}) = q[N][N-1]$.

Thus looking at the picture, one straightforwardly concludes that the complex

$$\mathcal{K}^{\bullet\bullet} : 0 \longrightarrow l[N]^2 \xrightarrow{d_1} 2[N][N-1] \xrightarrow{d_2} [2][N][N-1] \longrightarrow 0 \quad (84)$$

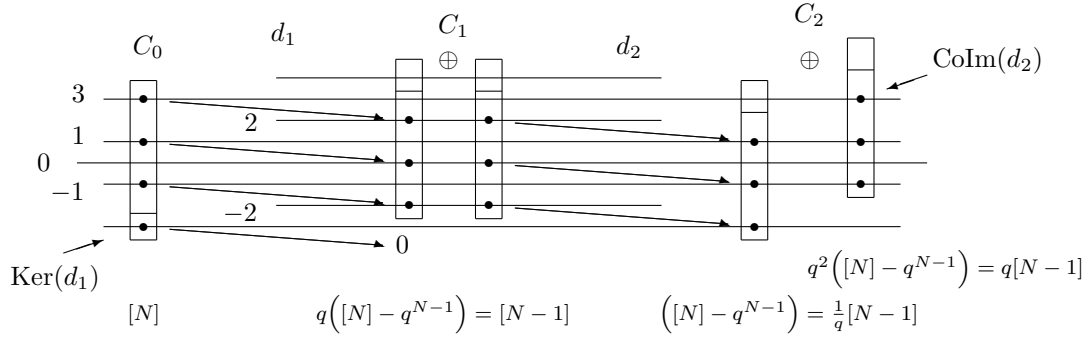
has the Poincare polynomial

$$\mathcal{P}^{\bullet\bullet} = q^{2(N-1)} \left(q^{1-N}[N] + (qT) \cdot 0 + (qT)^2 \cdot q^2([N] - q^{N-1})[N-1] \right) = [N] \left(q^{N-1} + q^{2N+1}T^2[N-1] \right) \quad (85)$$

what reproduces the answer from [19].

6.5.2 Hopf: reduced case

In reduced case squares and rectangles loose one dimension and are substituted by strips: in result



This time we showed both constituents of C_1 explicitly.

From this picture we immediately read:

$$P^{\bullet\bullet} = q^{2(N-1)} \left(q^{1-N} + (qT)^2 \cdot q[N-1] \right) = q^{N-1} + q^{2N+1}T^2[N-1] \quad (86)$$

what differs from the answer $q^{1-N} + q^{-1-2N}T^2[N-1]$ of [19] by a change $q \rightarrow 1/q$.

The listing of the spaces this time looks as follows:

	C_0	C_1	C_2
q^{N-1}	1		$\boxed{1}$
q^{N-2}		$2 \cdot 1$	
q^{N-3}	1		$1 + \boxed{1}$
q^{N-4}		$2 \cdot 1$	
q^{N-5}	1		$1 + \boxed{1}$
\dots			
q^{5-N}	1		$1 + \boxed{1}$
q^{4-N}		$2 \cdot 1$	
q^{3-N}	1		$1 + \boxed{1}$
q^{2-N}		$2 \cdot 1$	
q^{1-N}	$\boxed{1}$		1
	$[N]$	$2 \cdot [N-1]$	$[2][N-1]$

Here we clearly see the advantage of pictures over tables: if we had just the table, we could alternatively box the entire first column, getting alternative expression $q^{N-1}[N]$ for the superpolynomial. Knowing the morphisms from the pictures, we can easily reject this option.

6.5.3 Another channel: two unknots. Reduced case

The next exercise is to look at the same link diagram \mathcal{D} in another channel, with initial vertex $\bullet\circ$. This requires some morphisms, acting in the other direction.

It will be a little more convenient to begin from the table. What happens is that now the second column of (87) splits into two, which become the first and the third, while those instead get combined into the second one:

	C_0	C_1	C_2
q^{N-1}		$\boxed{1} + 1$	
q^{N-2}	1		1
q^{N-3}		$\boxed{1} + 2$	
q^{N-4}	1		1
q^{N-5}		$\boxed{1} + 2$	
\dots			
q^{5-N}		$\boxed{1} + 2$	
q^{4-N}	1		1
q^{3-N}		$\boxed{1} + 2$	
q^{2-N}	1		1
q^{1-N}		$\boxed{1} + 1$	
	$[N - 1]$	$[N] + [2][N - 1]$	$[N - 1]$

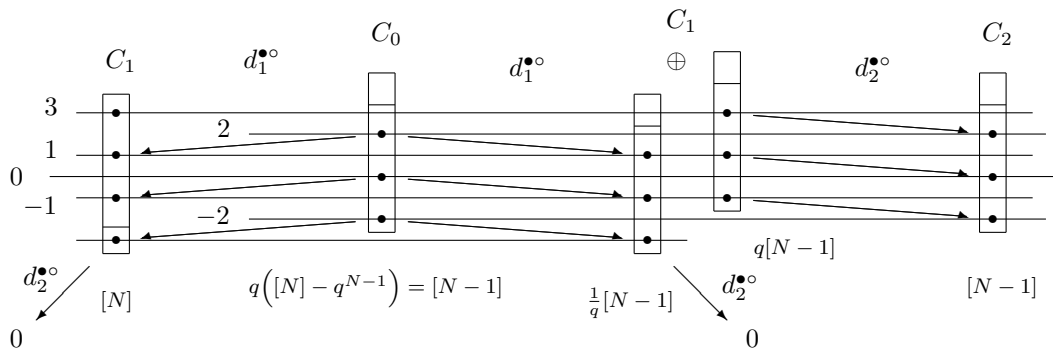
(88)

This time there is no ambiguity: non-vanishing cohomology lies in the middle column and therefore

$$P^{\bullet\circ} = \frac{q^{N-1}}{q^{NT}} \cdot (qT) \cdot [N] = [N] = \mathcal{P}(O) \quad (89)$$

This is the correct answer: for $c_0 = \bullet\circ$ we should get a pair of unknots and "reduced" means that one of them is eliminated – thus what we could expect is exactly one *unreduced* unknot – and this is what we get.

The corresponding pattern of morphisms is



The differential d_2 annihilates the two components N and $\frac{1}{q}[N - 1]$ of C_1 and only the third one, $q[N - 1]$, is mapped one-to-one onto $C_2 = [N - 1]$. Thus $\text{Ker}(d_2^{\bullet\circ}) = [N] + \frac{1}{q}[N - 1]$, but part of this space is also the image of $d_1^{\bullet\circ}$, so that cohomology $H_1^{\bullet\circ} = [N]$ – in full accordance with what we saw in analysis of the table (88).

6.5.4 Another channel: two unknots. Unreduced case

In this case we restrict consideration only to the table:

	C_0	C_1	C_2
q^{2N-2}		$\boxed{1} + 1$	
q^{2N-3}	1		1
q^{2N-4}		$\boxed{2} + 2 + 2$	
q^{2N-5}	2		2
q^{2N-6}		$\boxed{3} + 2 + 3$	
\dots	\dots		3
q^2		$\boxed{N-1} + (N-2) + (N-1)$	
q^1	$N-1$		$N-1$
q^0		$\boxed{N} + (N-1) + (N-1)$	
q^{-1}	$N-1$		$N-1$
q^{-2}		$\boxed{N-1} + (N-1) + (N-2)$	
q^{-3}	$N-2$		$N-2$
q^{-4}		$\boxed{N-2} + (N-2) + (N-3)$	
\dots	\dots		$N-3$
q^{6-2N}		$\boxed{3} + 3 + 2$	
q^{5-2N}	2		2
q^{4-2N}		$\boxed{2} + 2 + 1$	
q^{3-2N}	1		1
q^{2-2N}		$\boxed{1} + 1$	
	$[N][N-1]$	$[N]^2 + [2][N][N-1]$	$[N][N-1]$

In result

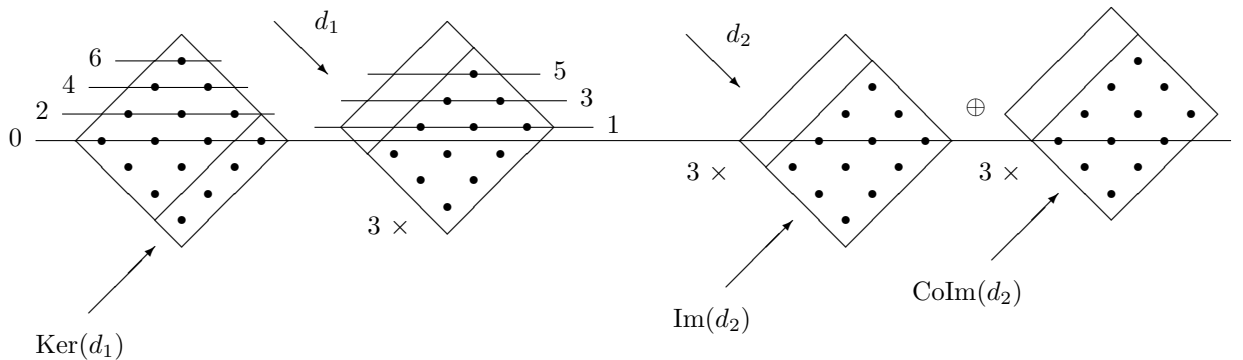
$$\mathcal{P}^{\bullet\circ} = \frac{q^{N-1}}{q^{NT}} \cdot (qT) \cdot (q^{2N-2} + 2q^{2N-4} + 3q^{N-6} + \dots + q^{2-2N}) = [N]^2 = (\mathcal{P}(O))^2 \quad (91)$$

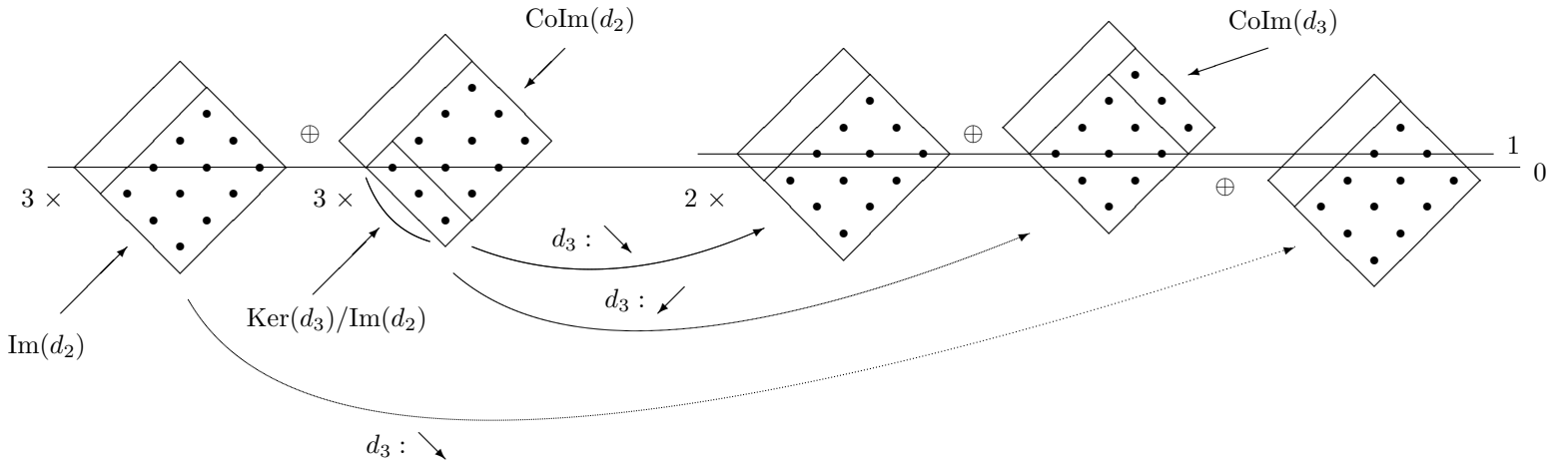
The picture is also easy to draw, but it gives nothing new and we do not present it here.

6.6 3-foil

6.6.1 Two different morphisms on the case of unreduced trefoil

A new phenomenon in the case of the unreduced trefoil is the relevance of two different decreasing morphisms and differentials. The way they arise is clear from the following picture:





The space \mathcal{C}_2 is shown two times: at the r.h.s. of the first line and at the l.h.s. of the second line. The three arrows at the the second line are constituents of the map d_3 .

Cohomology $\text{Ker}(d_3)/\text{Im}(d_2)$ lies in only one (diagonal) of the three components of $\text{Coim}(s_2)$ – the rest of it is mapped into the "upper" constituent of the space \mathcal{C}_3 , which also contains $\text{Coim}(d_3)$. Note that d_3 **on this component acts in another direction**. This allows to make the cohomology *smaller*, i.e. subtract as much as only possible from coimage of d_3 . This is what we call the *maximal subtraction* rule.

6.6.2 Morphisms

Morphisms are shown in the picture. One can also write them more formally. For this we introduce the basis $\{e_I\}$ with $\text{grad}(e_I) = q^{N+1-2I}$, $I = 1, \dots, N$, $i = 2, \dots, N$. Then

$$\begin{aligned}
 d_1 : \quad & e_{IJ} = e_I \otimes e_J \longrightarrow q \cdot e_{I+1} \otimes e_J = q \cdot e_{iJ} \\
 d_2 : \quad & qe_{iJ}^{(a)} \longrightarrow \sum_{b,c} \epsilon^{abc} e_{iJ}^{(b)}, 0 \\
 d_3 : \quad & \left(e_{iJ}^{(a)}, q^2 \tilde{e}_{iJ}^{(b)} \right) \longrightarrow \left(\sum_b q \omega_b \tilde{e}_{i|J+1}^{(b)}, \sum_b q \bar{\omega}_b \tilde{e}_{i|J+1}^{(b)}, \sum_b q^3 \tilde{e}_{i|J+1}^{(b)}, \sum_a q^{-1} \tilde{e}_{iJ}^{(a)} \right) \quad (92)
 \end{aligned}$$

Here $\omega_1 = 1$, $\omega_2 = e^{2\pi i/3} = \bar{\omega}_3$. We made a sort of symmetric choice for the mapping in the subspace within \mathcal{C}_2 , orthogonal to diagonal in the last line – but this is not canonical: what matters is just the mapping of this entire two-dimensional space onto its two-dimensional counterpart in \mathcal{C}_3 .

In a similar way one can define morphisms in all other channels. In the rest of this subsection we present the tables of multiplicities, cohomologies and the superpolynomials in all the four channels for the trefoil knot diagram, in unreduced and reduced cases.

6.6.3 Unreduced trefoil in different channels

grads	<i>bbb</i>	<i>bbw</i> <i>bwb</i> <i>wbb</i>	<i>bww</i> <i>wbw</i> <i>wwb</i>	<i>www</i>
$2N - 1$				$\boxed{1}$
$2N - 2$	$\boxed{1}$		$3 \cdot 1$	
$2N - 3$		$3 \cdot 1$		$2 + 2 \cdot 1 = 4$ $\boxed{(1)}$
$2N - 4$	$2 \boxed{(1)}$		$3 \cdot (1 + 2) = 9$ $\boxed{(1)}$	
$2N - 5$		$3 \cdot 2$		$3 + 2 \cdot 2 + 1 = 8$ $\boxed{(1)}$
$2N - 6$	$3 \boxed{(1)}$		$3 \cdot (2 + 3) = 15$ $\boxed{(1)}$	
$2N - 7$		$3 \cdot 3$		$4 + 2 \cdot 3 + 2 = 12$ $\boxed{(1)}$
$2N - 8$	$4 \boxed{(1)}$		$3 \cdot (3 + 4) = 21$ $\boxed{(1)}$	
$2N - 9$		$3 \cdot 4$		$5 + 2 \cdot 4 + 3 = 16$ $\boxed{(1)}$
...		...		
3		$3 \cdot (N - 2)$		$N - 1 + 2(N - 2) + N - 3 = 4N - 8$ $\boxed{(1)}$
2	$N - 1 \boxed{(1)}$		$3 \cdot (N - 2 + N - 1) = 6N - 9$ $\boxed{(1)}$	
1		$3 \cdot (N - 1)$		$N - 1 + 2(N - 1) + N - 2 = 4N - 5$
0	$N \boxed{(1)} \boxed{(1)}$		$3 \cdot (N - 1 + N - 1) = 6N - 6$ $\boxed{(1)} \boxed{(1)}$	
-1		$3 \cdot (N - 1)$		$N - 2 + 2(N - 1) + N - 1 = 4N - 5$
-2	$N - 1 \boxed{(1)}$		$3 \cdot (N - 2 + N - 1) = 6N - 9$ $\boxed{(1)}$	
-3		$3 \cdot (N - 2)$		$N - 3 + 2(N - 2) + N - 1 = 4N - 8$ $\boxed{(1)}$
...		...		
$10 - 2N$	$5 \boxed{(1)}$		$3 \cdot (4 + 5) = 27$ $\boxed{(1)}$	
$9 - 2N$		$3 \cdot 4$		$3 + 2 \cdot 4 + 5 = 16$ $\boxed{(1)}$
$8 - 2N$	$4 \boxed{(1)}$		$3 \cdot (3 + 4) = 21$ $\boxed{(1)}$	
$7 - 2N$		$3 \cdot 3$		$2 + 2 \cdot 3 + 4 = 12$ $\boxed{(1)}$
$6 - 2N$	$3 \boxed{(1)}$		$3 \cdot (2 + 3) = 15$ $\boxed{(1)}$	
$5 - 2N$		$3 \cdot 2$		$1 + 2 \cdot 2 + 3 = 8$ $\boxed{(1)}$
$4 - 2N$	$2 \boxed{(1)}$		$3(1 + 2) = 9$ $\boxed{(1)}$	
$3 - 2N$		$3 \cdot 1$		$2 \cdot 1 + 2 = 4$ $\boxed{(1)}$
$2 - 2N$	$\boxed{1}$		$3 \cdot 1$	
$1 - 2N$				$\boxed{(1)}$
	$[N]^2$	$3 \cdot [N][N - 1]$	$3 \cdot [2][N][N - 1]$	$(1 + [3]) \cdot [N][N - 1]$

For initial vertex bbb we need to look at diagonal lines, decreasing from left to right. Contributing to cohomologies will be the lines with non-vanishing alternating sums. However, this time in the lower half of the table we have diagonals with the sums equal to 2. This defect of two can be distributed among the two possible columns in three different ways: $2 + 0$, $1 + 1$ and $0 + 2$. The relevant choice is $1 + 1$ and these are the cohomologies contributions a shown in boxes. This choice gives rise to the superpolynomial

$$\begin{aligned} \mathcal{P}_{\square}^{\bullet\bullet\bullet} &= q^{3(N-1)} \left(q^{1-N} [N] + 0 \cdot (qT) + q^{2-N} [N-1] \cdot (qT)^2 + q^{N+1} [N-1] \cdot (qT)^3 \right) = \\ &= q^{2N-2} \left([N] + q^3 T^2 (1 + q^{2N} T) [N-1] \right) \end{aligned} \quad (93)$$

Similarly for initial vertex www we need to pick up diagonals, decreasing from right to left. Again there are different possible distributions of the defects, this time in the upper half of the table. The relevant choice is again $1 + 1$, the corresponding cohomologies are double-boxed and the superpolynomial is

$$\begin{aligned} \mathcal{P}_{\square}^{\circ\circ\circ}(q, T) &= q^{-3N} T^{-3} \left(q^{-N-1} [N-1] + q^{N-2} [N-1] \cdot (qT) + 0 \cdot (qT)^2 + q^{N-1} [N] \cdot (qT)^3 \right) = \\ &= q^{2-2N} \left(q^{-2N-3} T^{-3} [N-1] + q^{-3} T^{-2} [N-1] + [N] \right) = P_{\square}^{\bullet\bullet\bullet} \left(q^{-1}, T^{-1} \right) \end{aligned} \quad (94)$$

For initial vertex bbw we need to rearrange the columns:

grads	bbw	bw wbw bbb	bwb wbb www wwb
$2N-1$			1
$2N-2$		$2 \cdot 1 + 1$	1
$2N-3$	1		$2 \cdot 1 + 4$
$2N-4$		$2 \cdot (1 + 2) + 2$	3
$2N-5$	2		$2 \cdot 2 + 8$
$2N-6$		$2 \cdot (2 + 3) + 3$	5
$2N-7$	3		$2 \cdot 3 + 12$
...			
$8-2N$		$2 \cdot (4 + 3) + 4$ (1)	7
$7-2N$	3		$2 \cdot 3 + 12$
$6-2N$		$2 \cdot (3 + 2) + 3$ (1)	5
$5-2N$	2		$2 \cdot 2 + 8$
$4-2N$		$2 \cdot (2 + 1) + 2$ (1)	3
$3-2N$	1		$2 \cdot 1 + 4$
$2-2N$		$2 \cdot 1 + 1$ (1)	1
$1-2N$			1

Diagonals are decreasing from left to right, *location* of non-vanishing cohomology is boxed, so that

$$\mathcal{P}_{\square}^{\bullet\bullet\circ}(q, T) = \frac{q^{2(N-1)}}{q^{NT}} \left(0 + q^{1-N} [N] \cdot (qT) + 0 \cdot (qT)^2 + 0 \cdot (qT)^3 \right) = [N] = \mathcal{P}_{\square}^{\text{unknot}}(q, T) \quad (96)$$

Similarly for initial vertex $bw w$:

grads	bbw	$bw w$	$bb b$	$bw b$	$w w w$	$w w b$
$2N - 1$			1			
$2N - 2$	1			$2 \cdot 1 + 1$	(1)	
$2N - 3$		$2 \cdot 1 + 4$				1
$2N - 4$	3			$2 \cdot 3 + 2$	(1)	
$2N - 5$		$2 \cdot 2 + 8$				2
$2N - 6$	5			$2 \cdot 5 + 3$	(1)	
$2N - 7$		$2 \cdot 3 + 12$				3
$2N - 8$	7			$2 \cdot 7 + 4$	(1)	
...						
$8 - 2N$	7			$2 \cdot 7 + 4$		
$7 - 2N$		$2 \cdot 3 + 12$				3
$6 - 2N$	5			$2 \cdot 5 + 3$		
$5 - 2N$		$2 \cdot 2 + 8$				2
$4 - 2N$	3			$2 \cdot 3 + 2$		
$3 - 2N$		$2 \cdot 1 + 4$				1
$2 - 2N$	1			$2 \cdot 1 + 1$		
$1 - 2N$			1			

(97)

Diagonals are again decreasing from left to right, and

$$\mathcal{P}_{\square}^{\bullet\bullet\bullet}(q, T) = \frac{q^{N-1}}{(q^N T)^2} \left(0 + 0 \cdot (qT) + q^{N-1} [N] \cdot (qT)^2 + 0 \cdot (qT)^3 \right) = [N] = \mathcal{P}_{\square}^{\text{unknot}}(q, T) \quad (98)$$

6.6.4 Reduced trefoil in three different channels

grads	<i>bbb</i>	<i>bbw</i> <i>bwb</i> <i>wbb</i>	<i>bww</i> <i>wbw</i> <i>wwb</i>	<i>www</i>
N				$\boxed{1}$
$N-1$	$\boxed{1}$		3	
$N-2$		3		3
$N-3$	1		6	$\boxed{\boxed{1}}$
$N-4$		3		4
$N-5$	1		6	
$N-6$		3		4
$N-7$	1		6	
...		...		
$7-N$	1		6	
$6-N$		3		4
$5-N$	1		6	
$4-N$		3		4
$3-N$	1		6	$\boxed{1}$
$2-N$		3		3
$1-N$	$\boxed{1}$		3	
$-N$				$\boxed{\boxed{1}}$
	$[N]$	$3 \cdot [N-1]$	$3 \cdot [2][N-1]$	$(1 + [3]) \cdot [N-1]$

(99)

For initial vertex *bbb* we need to look at diagonal lines, decreasing from left to right. Contributing to cohomologies will be the lines with non-vanishing alternating sums – remaining contributions are in boxes. Collecting all the three we get

$$P_{\square}^{\bullet\bullet\bullet} = q^{3(N-1)} \left(q^{1-N} + 0 \cdot (qT) + q^{3-N} \cdot (qT)^2 + q^N \cdot (qT)^3 \right) = q^{2N} \left(q^{-2} + q^2 T^2 + q^{2N} T^3 \right) \quad (100)$$

Similarly for initial vertex *www* we need to do the same with diagonals, decreasing from right to left. The corresponding cohomologies are double-boxed, and

$$\begin{aligned} P_{\square}^{\circ\circ\circ}(q, T) &= q^{-3N} T^{-3} \left(q^{-N} + q^{N-3} \cdot (qT) + 0 \cdot (qT)^2 + q^{N-1} \cdot (qT)^3 \right) = \\ &= q^{-2N} \left(q^{-2N} T^{-3} + q^{-2} T^{-2} + q^2 \right) = P_{\square}^{\bullet\bullet\bullet}(q^{-1}, T^{-1}) \end{aligned} \quad (101)$$

For initial vertex bbw we need to rearrange the columns:

grads	bbw	bbw wbw	bbb	bbw wbb	www	wwb
N					1	
$N-1$		2	1			1
$N-2$	1			2	3	
$N-3$		4	1			2
$N-4$	1			2	4	
$N-5$		4	1			2
$N-6$	1			2	4	
...						
$7-N$		4	1			2
$6-N$	1			2	4	
$5-N$		4	1			2
$4-N$	1			2	4	
$3-N$		4	1			2
$2-N$	1			2	3	
$1-N$		2	1			1
$-N$					1	

(102)

Diagonals are decreasing from left to right, *location* of non-vanishing cohomology is boxed, so that

$$P_{\square}^{\bullet\bullet\circ}(q, T) = \frac{q^{2(N-1)}}{q^N T} \left(0 + q^{1-N} \cdot (qT) + 0 \cdot (qT)^2 + 0 \cdot (qT)^3 \right) = 1 = P_{\square}^{\text{unknot}}(q, T) \quad (103)$$

Similarly for initial vertex bbw :

grads	bbw	bbw bbw	wbb	wbw wbw	bbb	wbb
N			1			
$N-1$	1			2	1	
$N-2$		2	3			1
$N-3$	2			4	1	
$N-4$		2	4			1
$N-5$	2			4	1	
$N-6$		2	4			1
...						
$7-N$	2			4	1	
$6-N$		2	4			1
$5-N$	2			4	1	
$4-N$		2	4			1
$3-N$	2			4	1	
$2-N$		2	3			1
$1-N$	1			2	1	
$-N$			1			

(104)

Diagonals are again decreasing from left to right, and

$$P_{\square}^{\bullet\circ\circ}(q, T) = \frac{q^{N-1}}{(q^N T)^2} \left(0 + 0 \cdot (qT) + q^{N-1} \cdot (qT)^2 + 0 \cdot (qT)^3 \right) = 1 = P_{\square}^{\text{unknot}}(q, T) \quad (105)$$

6.7 k -folds

With above experience we are now ready to describe the entire series of 2-strand knots and links and reproduce the well known result of [35, 36, 37, 38] from our version of Khovanov's construction.

6.7.1 Betti numbers for arbitrary 2-strand torus knots

According to [37], *reduced* polynomials for 2-strand knots are:

$$P_{\square}^{[2,2k+1]} \sim \left\{ \left(1 + q^4 T^2 + q^8 T^4 + \dots + (q^4 T^2)^k \right) + q^{2N+2} T^3 \left(1 + q^4 T^2 + \dots + (q^4 T^2)^{k-1} \right) \right\} \quad (106)$$

what means that the quantum Betti numbers are

$$\text{reduced case : } \quad 1, 0, q^4, q^{2N+2}, q^8, q^{2N+6}, q^{12}, q^{2N+10}, \dots, q^{4k}, q^{2N+4k-2} \quad (107)$$

Unreduced superpolynomials are less available in the literature, but from our above considerations it is clear that for the 2-strand knots one should just introduce factors $[N]$ for the zeroth Betti number and $[N-1]$ for all the rest and slightly modify the gradings:

$$\text{unreduced case : } \quad l[N], 0, [N-1] \times \left(q^3, q^{2N+3}, q^7, q^{2N+7}, q^{11}, q^{2N+11}, \dots, q^{4k-1}, q^{2N+4k-1} \right) \quad (108)$$

For $q = 1$ we get an extremely simple pattern:

$$N, 0, \underbrace{N-1, N-1, \dots, N-1}_{2k} \quad (109)$$

so that the sum rule (21) is nicely satisfied.

In secs.6.7.3 and 6.7.4 we demonstrate that these answers can be easily *deduced* from our construction.

6.7.2 Betti numbers for arbitrary 2-strand torus links

For links the structure of generic answers is more subtle. From [37] we know that links are associated with *superseries* (with all coefficients positive), rather than polynomials (we denote this quantity by underlined P), and in *reduced case*

$$\begin{aligned} \underline{P}_{\square \times \square}^{[2,2k]}(a, q, T) \sim & \frac{1}{1-q^2} \left\{ \left((1-q^2) \left(1 + q^4 T^2 + q^8 T^4 + \dots + (q^4 T^2)^{k-1} \right) + (q^4 T^2)^k \right) + \right. \\ & \left. + (qT)^2 \cdot \left(a^2 T (1-q^2) \left(1 + q^4 T^2 + \dots + (q^4 T^2)^{k-2} \right) + \left(\underline{a^2 T + q^{2N}} - q^{2N} \right) (q^4 T^2)^{k-1} \right) \right\} \quad (110) \end{aligned}$$

In passing to Khovanov-Rozansky superpolynomial the underlined term should be eliminated (just erased) to convert the series into a finite polynomial (see [25] and remark after eq.(34) in [46]). Thus Khovanov-Rozansky polynomial, implied by [37] is

$$P_{\square \times \square}^{[2,2k]}(N, q, T) \sim (1 + a^2 q^2 T^3) \left(1 + q^4 T^2 + \dots + (q^4 T^2)^{k-2} \right) + (q^4 T^2)^{k-1} + \frac{1 - q^{2N-2}}{1 - q^2} (q^4 T^2)^k \quad (111)$$

where one finally substitutes $a = q^N$.

$$\text{For } k = 1 \text{ this gives } q^{N-1} \underbrace{\left(1 + \frac{a^2 T + q^2}{1 - q^2} \cdot (qT)^2 - \frac{a^2 T + q^{2N}}{1 - q^2} (qT)^2 \right)}_{[37]} = \underbrace{q^{N-1} \left(1 + q^{N+2} T^2 [N-1] \right)}_{[19]},$$

for $k = 2$ - $q^{3(N-1)} \left(1 + q^4 T^2 + q^{2N+2} T^3 + q^{N+6} T^4 [N-1] \right)$ - this coincides with $4_1^2(v2)$ of [19] after the substitution $t = 1/T$.

Thus quantum Betti numbers are:

$$\text{reduced case : } \quad 1, 0, q^4, q^{2N+6}, q^8, q^{2N+10}, \dots, q^{4k-4}, q^{2N+4k-2}, q^{N+4k-2} [N-1] \quad (112)$$

Based on above experience, in unreduced case we insert $[N]$ into the first term, $[N]$ (in addition to already existing $[N-1]$) into the last, and $[N-1]$ everywhere else. Finally, modifying appropriately the gradings, we get:

$$\begin{aligned} \text{unreduced case : } \quad & [N], 0, q^4 [N-1], q^{2N+6} [N-1], q^8 [N-1], q^{2N+10} [N-1], \dots, \\ & q^{4k-4} [N-1], q^{2N+4k-2} [N-1], q^{N+4k-2} [N] [N-1] \end{aligned} \quad (113)$$

For $q = 1$ we get:

$$N, 0, \underbrace{N-1, N-1, \dots, N-1}_{2k-2}, N(N-1) \quad (114)$$

in accordance with (21), because the 2-strand link has exactly two components.

Now we proceed to the derivation of these results from our approach.

6.7.3 How this works. Reduced case

In fact it is sufficient just to redraw our pictures in appropriate way. Namely, put the lowest (in grading) constituents of all spaces C_i in the first line, then the next – into the second, and so on. This makes the structure of morphisms absolutely transparent and cohomologies trivial to evaluate.

Hopf:

$$\begin{array}{ccccc} C_0 & & C_1 & & C_2 \\ l[N] & \xrightarrow{d_1} & 2[N-1] & \xrightarrow{d_2} & \frac{1}{q}[N-1] \\ & & & & q[N-1] \end{array} \quad (115)$$

The first line has a single non-vanishing cohomology in the first term, the kernel contains one element of dimension $H_0 = q^{1-N}$. The fact that there is nothing else follows from $1 - 2 + 1 = 0$. Nothing is mapped to the second line, it is pure cohomology H_2 . Thus

$$P^{\bullet\bullet} = q^{2(N-1)} \left(q^{1-N} + (qT)^2 q[N-1] \right) \quad (116)$$

Trefoil:

$$\begin{array}{ccccccc} C_0 & & C_1 & & C_2 & & C_3 \\ l[N] & \longrightarrow & 3[N-1] & \longrightarrow & \frac{3}{q}[N-1] & \longrightarrow & \frac{1}{q^2}[N-1] \\ & & & & (2+1)q[N-1] & \xrightarrow{2} & 2[N-1] \\ & & & & & \searrow 1 & \\ & & & & & & q^2[N-1] \end{array} \quad (117)$$

The first line has a single non-vanishing cohomology in the first term, the kernel contains one element of dimension q^{1-N} . The fact that there is nothing else follows from $1 - 3 + 3 - 1 = 0$. In the second line the situation is different: $3 - 2 = 1 \neq 0$. This what we do, we split the first item in this line $3 = 2 + 1$. Then $2 - 2 = 0$ and there is no cohomologies in this *reduced* line, while the remnant gets mapped into the third line, providing a new cohomology – because $q[N-1] \longrightarrow q^2[N-1]$ where the map of the weight -1 has non-vanishing kernel and coimage: $q \cdot q^{2-N}$ and $q^2 \cdot q^{N-2}$ respectively.

In result

$$P^{\bullet\bullet\bullet} = q^{3(N-1)} \left(q^{1-N} + (qT)^2 \cdot q \cdot q^{2-N} + (qT)^3 \cdot q^2 \cdot q^{N-2} \right) \quad (118)$$

4-foil:

$$\begin{array}{cccccccc} l[N] & \longrightarrow & 4[N-1] & \longrightarrow & \frac{6}{q}[N-1] & \longrightarrow & \frac{4}{q^2}[N-1] & \longrightarrow & \frac{1}{q^3}[N-1] \\ & & & & (5+1)q[N-1] & \xrightarrow{5} & 8[N-1] & \longrightarrow & \frac{3}{q}[N-1] \\ & & & & & \searrow 1 & & & \\ & & & & & & 4q^2[N-1] & \longrightarrow & 3q[N-1] \\ & & & & & & & & q^3[N-1] \end{array} \quad (119)$$

6.7.4 How this works. Unreduced case

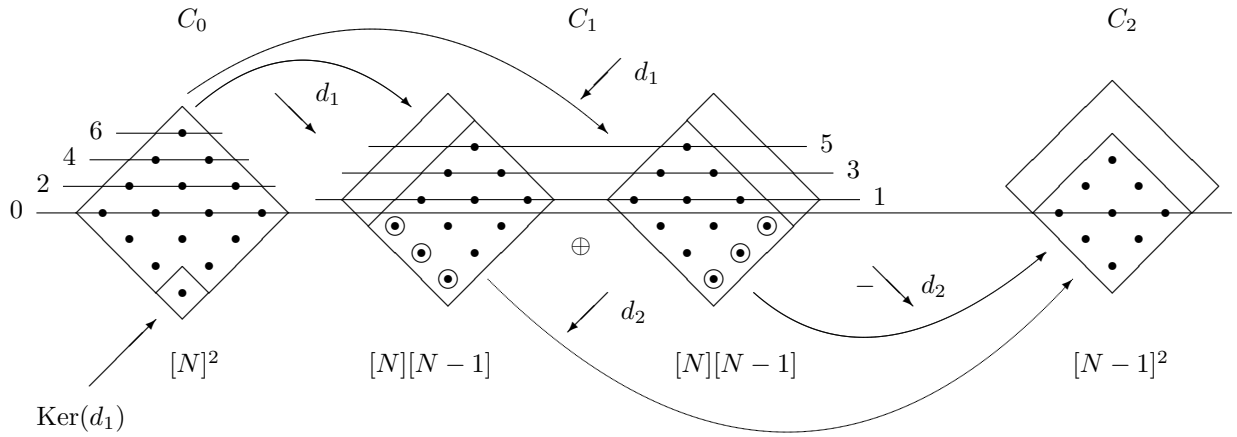
Nothing changes in above reasoning, with the only addition: all maps *within* the lines are provided by the \searrow shifts, while those *between* the lines – by \swarrow shifts. This makes all the non-vanishing cohomologies, arising from the *between-the-lines* maps proportional to $[N - 1]$, while the single one in the very first line – the only one, non-vanishing *within-the-lines*, is proportional to $[N]$. The unmatched last cohomology in the case of links is proportional to $[N][N - 1]$.

6.8 Double eight

As we know from sec.5.3, this time the resolution at Seifert vertex involves three cycles, thus in unreduced case the bases of our vector spaces at the hypercube vertices will be represented by cubes, and in reduced case they will turn into squares and rectangular. Cubes are more difficult to draw, therefore we begin from reduced case.

6.8.1 Reduced case. The Seifert channel (initial point $\bullet\bullet$)

If initial vertex is $\bullet\bullet$, i.e. is a Seifert vertex, then

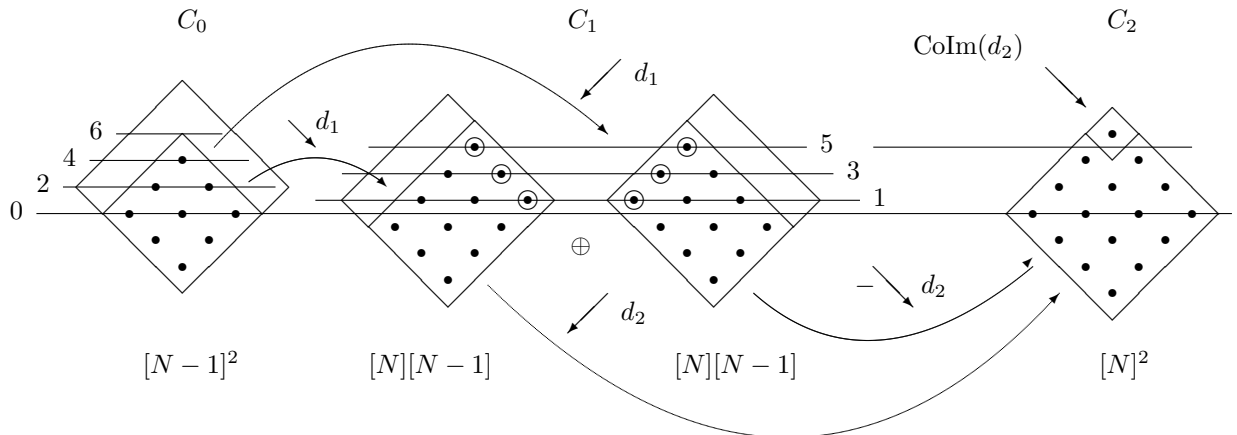


There is a single non-vanishing cohomology, consisting of a single point: $H_0 = q^{2-2N}$. We encycled the elements of C_1 , which belong to the kernel of d_2 , but are independent in two constituents of C_1 . The other elements of C_1 are the same in both constituents, when they are obtained by the action of d_1 , i.e. belong to $\text{Im}(d_1)$ – and they are annihilated by d_2 because of the two different signs of this map on two constituents. In result we have:

$$P^{\bullet\bullet} = q^{2(N-1)} \cdot H_0 = 1 = P(O) \quad (125)$$

6.8.2 Reduced case. The anti-Seifert channel (initial point $\circ\circ$)

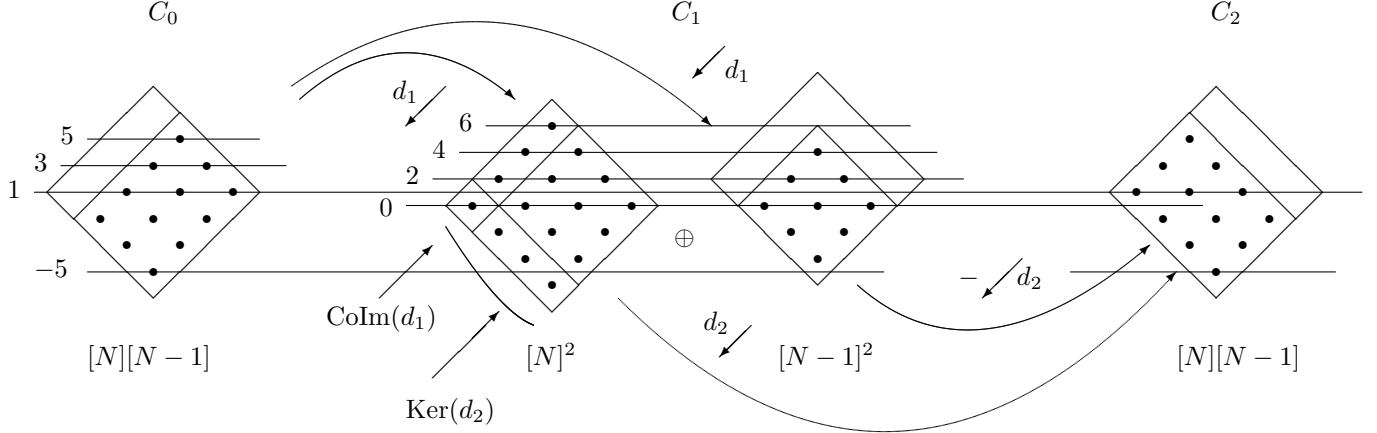
If initial vertex is $\circ\circ$, then



Note that morphisms and differentials are again decreasing the grading by -1 . This time encycled are elements of C_1 , which do not belong to the image of d_1 – but they are also not annihilated by d_2 , so that the cohomology $H_1 = 0$. The only non-vanishing contribution to cohomologies is $\text{CoIm}(d_2) = q^{2N-2} = H_2$, and

$$P^{\circ\circ} = \frac{1}{(q^N T)^2} \cdot (qT)^2 \cdot q^{2N-2} = 1 = P(O) \quad (126)$$

6.8.3 Reduced case. Orthogonal channel (initial point $\bullet\circ$)



Note that all the morphisms are the *same* as they were between the corresponding spaces in secs.6.8.1 and 6.8.2. The only non-trivial cohomology is the intersection of $H_1 = \text{CoIm}(d_1) \cap \text{Ker}(d_2) \in [N]^2 = q^0$. Thus

$$P^{\bullet\circ} = \frac{q^{N-1}}{q^N T} \cdot (qT) \cdot 1 = 1 = P(O) \quad (127)$$

6.8.4 Reduced case: Another Orthogonal channel $\circ\bullet$

This case is literally the same as the previous one, the differential are again made from morphisms, familiar secs.6.8.1 and 6.8.2 – this time they are all \searrow instead of \swarrow in sec.6.8.3. Cohomologies and reduced superpolynomial are also the same

$$P^{\circ\bullet} = \frac{q^{N-1}}{q^N T} \cdot (qT) \cdot 1 = 1 = P(O) \quad (128)$$

6.8.5 Unreduced case.

Unreduced situation is described exactly in the same way. It is just necessary to add one more dimension of the size $[N]$, orthogonal to all constituents of d_1 and d_2 . This simply multiplies everything by $[N]$ and gives:

$$\mathcal{P}^{\bullet\bullet} = \mathcal{P}^{\circ\circ} = \mathcal{P}^{\bullet\circ} = \mathcal{P}^{\circ\bullet} = [N] = \mathcal{P}(O) \quad (129)$$

The two pictures for the Seifert ($\bullet\bullet$) and orthogonal ($\bullet\circ$) channels are shown in Fig.1.

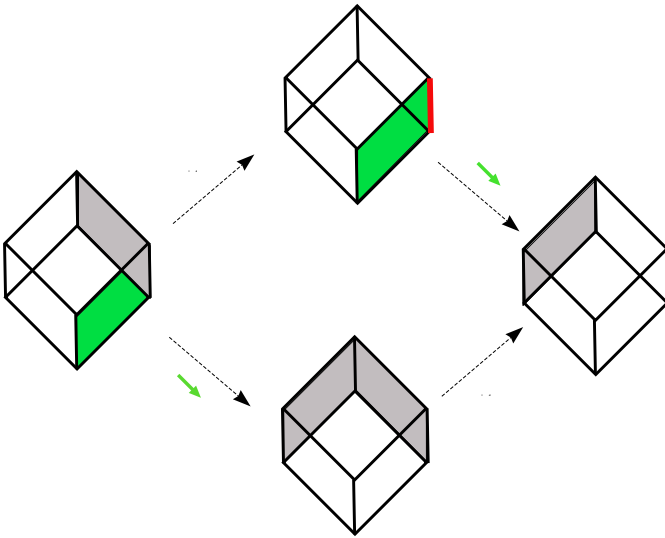
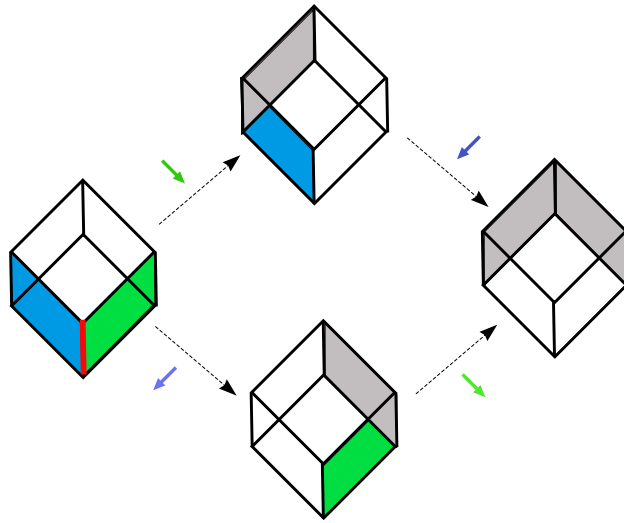


Figure 1: Double eight, unreduced case

6.9 Twist knots

This is the series that we already analyzed in sec.5.7, now we promote our description of HOMFLY to superpolynomials. According to [42] and [28] *reduced* superpolynomial in the fundamental representation is

$$P_k = 1 + 1 + F_k(q^{2N}T^2) \left(q^{2N}T^2 + q^2T + \frac{1}{q^2T} + \frac{1}{q^{2N}T^2} \right) \quad (130)$$

with $F_k(A) = -A^{k+1}\{A^k\}/\{A\}$. We remind that for $k = 0$ and $F_0 = 0$ we get unknot, for $k = 1$ and $F_1 = -A^2$ – the trefoil 3_1 and for $k = -1$ and $F_{-1} = 1$ – the figure eight knot 4_1 . In fact, for $k > 0$ one should multiply the whole expression by -1 to make all the terms positive. With the exception of unknot and trefoil the superpolynomial contains negative powers of T – this is because the twisted knots are *not* represented by Seifert vertex in the hypercube: the corresponding vertices the knot diagram have different colors, $n_o \neq 0$ and

normalization factor $\alpha_0^{n_0} \sim T^{-n_0}$ provides negative powers of T .

In the case of the twisted and 3-strand torus families we restrict ourselves just to the simplest example, which lies at the intersection of two families and can illustrate the both: that of the knot diagram from s.5.6, which (for different colorings) is either the trefoil 3_1 or the figure eight knot 4_1 or the unknot. The grading tables in the first two cases are:

Trefoil 3_1

$2N-2$	1		2			
$2N-3$		4			4	
$2N-4$	2		$4+4+2$			2
$2N-5$		8			$8+4$	
$2N-6$	3		$8+6+4$			$4+1$
...						
4	$N-2$...				
3		$4(N-2)$...			
2	$N-1$		$4(N-2)+2(N-1)+2(N-2)$			$2(N-2)+(N-3)$
1		$4(N-1)$		$\boxed{1}$	$4(N-1)+4(N-2)$	
0	N		$4(N-1)+2(N-1)+2(N-1)$			$2(N-1)+(N-3)$
1		$4(N-1)$			$4(N-2)+4(N-1)$	
-2	$N-1$		$4(N-2)+2(N-2)+2(N-1)$			$2(N-2)+(N-3)$
-3		$4(N-2)$			$4(N-3)+4(N-2)$	
-4	$N-2$		$4(N-3)+2(N-3)+2(N-2)$			$2(N-3)+(N-4)$
		...			$4(N-4)+4(N-3)$	
			...			$2(N-4)+(N-5)$
...						
$10-2N$	5	...				
$9-2N$		16	...			
$8-2N$	4		$12+6+8$...	
$7-2N$		12			$8+12$	
$6-2N$	3		$8+4+6$			$4+1$
$5-2N$		8			$4+8$	
$4-2N$	2		$\boxed{1}$ $4+2+4$			2
$3-2N$		4			4	
$2-2N$	$\boxed{1}$		2			
<hr/>						
	$[N]^2$	$4 \times [N][N-1]$	$4 \times [N-1]^2 + 2 \times [2][N][N-1]$		$4 \times [2][N-1]^2$	$2[N-1]^2 + [N-1][N-3]$

$$\implies \mathcal{P}(3_1) = q^{4N-4} \left(q^{2-2N} + q^{4-2N} \cdot (qT)^2 + q \cdot (qT)^3 \right) = q^{2N-2} + q^{2N+2}T^2 + q^{4N}T^3 \quad (131)$$

Figure eight 4_1

$2N - 2$	1		1		$\boxed{1}$
$2N - 3$		$2 + 2$		4	
$2N - 4$	$2 + 1$		$2 + 6$		3
$2N - 5$		$4 + 4 + 2$		10	
$2N - 6$	$3 + 2$		$3 + 12 + 1$		5
$2N - 7$		$6 + 6 + 4$		16	
$2N - 8$	$4 + 3$		$4 + 18 + 2$		7
$2N - 9$		$8 + 8 + 6$		22	
...					
4	$(N - 2) + (N - 3)$		$(N - 2) + 6(N - 3) + (N - 4)$		$2N - 5$
3		$2(N - 2) + 2(N - 2) + 2(N - 3)$		$6N - 14$	
2	$(N - 1) + (N - 2)$		$(N - 1) + 6(N - 2) + (N - 3)$		$2N - 3$
1		$2(N - 1) + 2(N - 1) + 2(N - 1)$		$\boxed{1}$ $6N - 8$	
0	$(N - 1) + (N - 1)$		$\boxed{1}$ $N + 6(N - 1) + (N - 3)$		$2N - 2$
-1		$\boxed{1}$ $2(N - 1) + 2(N - 2) + 2(N - 1)$		$6N - 8$	
-2	$(N - 2) + (N - 1)$		$(N - 1) + 6(N - 2) + (N - 3)$		$2N - 3$
-3		$2(N - 2) + 2(N - 3) + 2(N - 2)$		$6N - 14$	
-4	$(N - 3) + (N - 2)$		$(N - 2) + 6(N - 3) + (N - 4)$		$2N - 5$
-5		$2(N - 3) + 2(N - 4) + 2(N - 3)$		$6N - 20$	
-6	...		$(N - 3) + 6(N - 4) + (N - 5)$		$2N - 7$
-7			...	$6N - 26$	
-8				...	$2N - 9$
...					
$9 - 2N$		$8 + 6 + 8$...	
$8 - 2N$	$3 + 4$		$4 + 18 + 2$		7
$7 - 2N$		$6 + 4 + 6$		16	
$6 - 2N$	$2 + 3$		$3 + 12 + 1$		5
$5 - 2N$		$4 + 2 + 4$		10	
$4 - 2N$	$1 + 2$		$2 + 6$		3
$3 - 2N$		$2 + 2$		4	
$2 - 2N$	$\boxed{1}$		1		1
	$[2][N][N - 1]$	$2[N][N - 1] + 2 \times [2][N - 1]^2$	$\frac{[N]^2 + 4[N - 1]^2 + 2[N - 1]^2 + [N - 1][N - 3]}{q^{2N}T^2}$	$\frac{2 \times [N][N - 1] + 2 \times [2][N - 1]^2}{q^{2N}T^2}$	$[2][N][N - 1]$

$$\begin{aligned}
 \implies \mathcal{P}(4_1) &= \frac{q^{2N-2}}{q^{2N}T^2} \left(q^{2-2N} + q^{-1} \cdot (qT) + 1 \cdot (qT)^2 + q \cdot (qT)^3 + q^{2N-2}(qT)^4 \right) = \\
 &= \frac{1}{q^{2N}T^2} + \frac{1}{q^2T} + 1 + q^2T + q^{2N}T^2 \quad (132)
 \end{aligned}$$

As usual, analysis of these tables does not predict the answers for Betti numbers unambiguously. The remaining discrete freedom is fixed by explicit construction of morphisms. These, in turn, are severely restricted by the requirement, that whenever possible (when they are mapping the same spaces in the same order) morphisms coincide for different colorings, i.e. for 3_1 , 4_1 and unknot represented by the same diagram \mathcal{D} . Since this time even in the reduced case pictorial representations of vector spaces are multidimensional (squares rather than strips, i.e. the power of N in dimension of the vector space is greater than one), in order to minimize the cohomology, already the first differential d_1 consists of morphisms, acting in different directions – like it already happened above for the double-eight representation of the unknot.

We hope that this kind of ideas, underlying the art of morphism-construction, is to some extent clarified by the previous examples and do not go into further details here. A unified analysis of the whole series of 3-strand torus knots and twisted knots, as well as more complicated examples, is clearly within reach and will be presented elsewhere. This is important also to demonstrate how things work in the case of knots, which are not "thin" – the first such example is the torus knot [3, 4].

In the rest of *this* paper we briefly outline a conceptual approach to definition of morphisms in a systematic way, from the first principles. Again, we just formulate the ideas, leaving important details to further clarification.

7 Appendix: towards the theory of cut-and-join maps

In [23] we explained that behind the morphisms of the Khovanov construction for $N = 2$ actually stand the cut-and-join operators [50], which nowadays play an increasing role in different branches of quantum field theory. Now we are going to explain – without going into too many details – that this is also true in our generalization from $N = 2$ to arbitrary N . It looks plausible, that a systematic presentation of our approach, together with all potentially interesting deviations, is best discussed from this perspective. However, in this paper we give just a brief survey, leaving the details for another presentation.

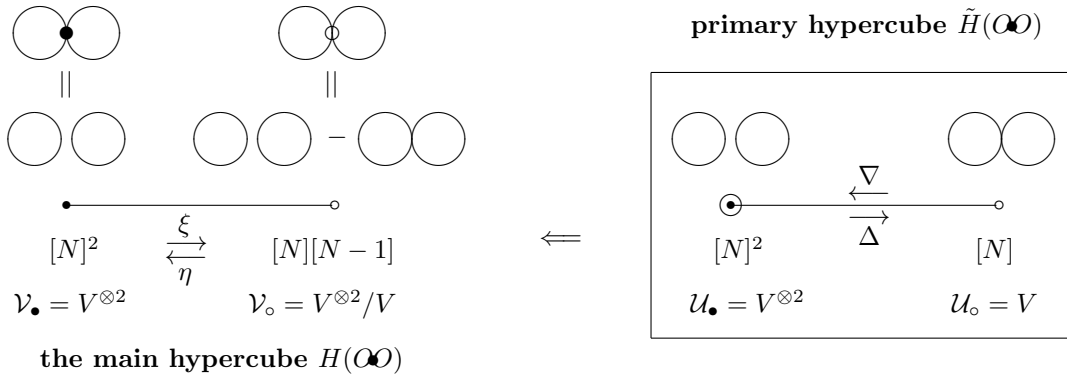
This section can be considered as alternative continuation of sec.6.2. Since it is not targeted at concrete results, we allow more deviations from the main line in the simple examples – to demonstrate the additional possibilities, provided by the tensor-algebra approach. They all open potential new windows to various generalizations. In particular we attract attention to the freedom in the choice of morphisms, including their gradings – which can lead at least to significant technical simplifications.

7.1 An example of eight. Cut and join operations

Now we can insert one vertex in the knot diagram D , this means that there will be two in hypercube $H(D)$. Topologically this is still an unknot. but now we have two different representations for it, differing by the choice of the color of the vertex in D and by the choice of initial vertex in $H(D)$.

As we already know from s.5.2, in this case there are two spaces of dimensions $[N]$ and $[N][N - 1]$, and our purpose is to understand what the spaces and morphism are. While the first space at the black-colored vertex/resolution is clearly just $V^{\otimes 2}$ – a product of two copies of V , associated with the two Seifert cycles, – the white resolution $|| - X$ contains subtraction, what at the level of vector spaces we suggest to interpret as a factor-space.

7.1.1 Primary hypercube



For taming the emerging world of factor-spaces we suggest the following procedure.

Introduce an auxiliary hypercube $\tilde{H}(D)$ (we call it **primary**, because of its central and *dictating* role in our construction), where all white vertices of D are resolved simply as X (instead of the formal difference $|| - X$ in the *main* $H(D)$, i.e. no linear combinations and no minus signs).

It has two additional structures.

First, there is a distinguished vertex – the one with pure black colorings, i.e. where all vertices of D are resolved as $||$. This is the only vertex where the vector spaces are the same in primary and original hypercubes $\tilde{H}(D)$ and $H(D)$, sometime we mark it by additional surrounding circle.

Second, there are arrows at the edges – in general quite different from those on original hypercube (appearing, when initial coloring is chosen and pointing towards the corresponding initial vertex of $H(D)$). The arrows on the edges $\tilde{H}(D)$ describe embeddings and they do not obligatory go all in one direction.

Additional delicate point is that these are embeddings of *graded* vector spaces. To understand what they are, we need to recall that we want quantum dimensions to match – and the two possibilities are:

$$[N]^2 = \underline{q^{1-N}[N] + q[N][N-1]} = q^{N-1}[N] + \frac{1}{q}[N][N-1] \quad (133)$$

This means that at the level of bases the embeddings are either $e_I \rightarrow e_I \otimes e_N \pm e_N \otimes e_I$ of degree q^{1-N} or $e_I \rightarrow e_I \otimes e_1 \pm e_1 \otimes e_N$ of degree q^{N-1} – choice of any other e_K instead of e_1 or e_N would give unappropriate difference $[N]^2 - q^{N+1-2K}[N] \not\sim [N][N-1]$. Following our general intention to preserve all the symmetries of the tensor algebra we avoid considering asymmetric embeddings like $e_I \rightarrow e_I \otimes e_N$ (in practice they do not give anything new). Antisymmetric embeddings have non-vanishing kernels (e_N or e_1 respectively) and are also non-suitable for our purposes. Thus it remains to choose arbitrarily between the remaining two options. In what follows we *postulate* that embeddings in the primary hypercube are of degree q^{1-N} (then for $N = 2$ we get q^{-1} , familiar from [4] and [23]) and are explicitly given by

$$\nabla = V \rightarrow V^{\otimes 2} : \quad \boxed{e_I \rightarrow e_I \otimes e_N + e_N \otimes e_I} \quad g(\nabla) = 1 - N \quad (134)$$

It corresponds to the first (underlined) decomposition in (133). For an obvious reason we call ∇ the *cut* operation. Note that the grading $1 - N$ for $N = 2$ is exactly the standard -1 .

Now we need a complementary *join* operation Δ . There are different natural choices, to fix the freedom we ask³ it to have the same (negative) grading as ∇ :

$$\Delta = V^{\otimes 2} \rightarrow V : \quad \left\{ \begin{array}{l} e_1 \otimes e_1 \rightarrow e_1 \\ e_1 \otimes e_{i+1} \rightarrow e_{i+1} \\ e_{i+1} \otimes e_1 \rightarrow e_{i+1} \\ e_{i+1} \otimes e_{j+1} \rightarrow 0 \end{array} \right. \quad g(\Delta) = 1 - N \quad (135)$$

Cut operation has no kernel, but join operation has a huge one:

$$\text{Ker}(\Delta) = \text{span}\{e_{i+1} \otimes e_{j+1}, e_1 \otimes e_{i+1} - e_{i+1} \otimes e_1\} \quad (136)$$

Similarly, coimage⁴ of Δ is empty, while

$$\text{CoIm}(\nabla) = \text{span}\{e_i \otimes e_j, e_i \otimes e_N - e_N \otimes e_i\} = \text{span}(ij, \widehat{iN}) \quad (137)$$

Here and below we assume that large Latin indices I, J run from 1 to N , while small ones, i, j – from 1 to $N - 1$. We also introduced a shortened notation for the basis elements in $V^{\otimes 2}$. To simplify the formulas we omit brackets between \dim and Ker in (138 and below).

The corresponding dimensions are actually given by (133):⁵

$$\begin{aligned} \dim_q \text{CoIm}(\nabla) &= l[N]^2 - q^{1-N}[N] = q[N][N-1], \\ \dim_q \text{Ker}(\Delta) &= l[N]^2 - q^{N-1}[N] = \frac{1}{q}[N][N-1] \end{aligned} \quad (138)$$

7.1.2 The main hypercube

Now we can return to the main hypercube. Resolution at its black vertex is just a pair of Seifert cycles, and we associate with this vertex the vector space $\mathcal{V}_b = \mathcal{V}_\bullet = V^{\otimes 2}$. Now comes the main point: **with a "difference" of cycles at the white vertex we associate a factor-space $\mathcal{V}_\circ = V^{\otimes 2}/V$.**

³ Another distinguished choice would be an "inverse" to ∇ , with $\text{Ker}(\Delta) = \text{CoIm}(\nabla)$ and with grading $N - 1$, but it does not seem to lead to Khovanov-Rozansky homologies.

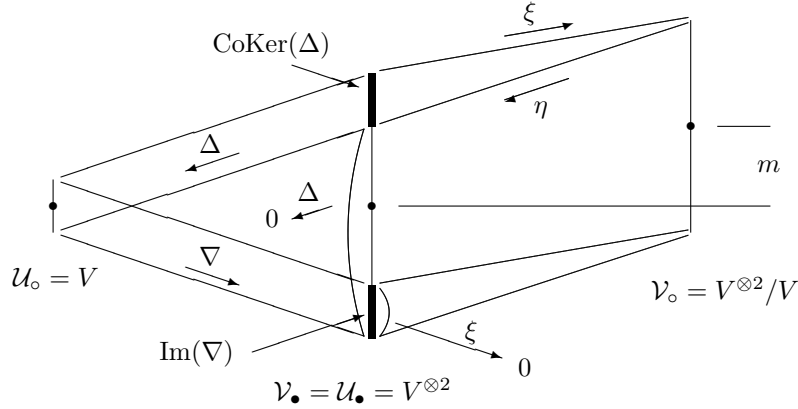
⁴ Throughout this paper we understand "cokernel" and "coimage" as complements of the kernel and image in the initial and target spaces respectively. In general these are factor-spaces, but when bases are explicitly specified, they can actually be considered as well defined orthogonal complements.

⁵ In *reduced* case everything looks even simpler:

$$\begin{aligned} \nabla = E \rightarrow V : \quad & E \rightarrow e_N & \dim_q \text{CoIm}(\nabla) &= [N] - q^{1-N} = q[N-1] \\ \Delta = V \rightarrow E : \quad & \left\{ \begin{array}{l} e_1 \rightarrow E \\ e_i \rightarrow 0 \end{array} \right. & \dim_q \text{Ker}(\Delta) &= [N] - q^{N-1} = \frac{1}{q}[N-1] \end{aligned}$$

Here E with $g(E) = 0$ is the single basis element in $E = C$, and we denote it by the same letter as the space.

Now, the two decreasing morphisms ξ and η look as follows: vertical lines are various spaces at the vertices of $\tilde{H}(\mathcal{O})$ and $H(\mathcal{O})$ and arrows are identical (or nullifying) maps on their subspaces. Clearly, $\text{Ker}(\xi) = \text{Im}(\nabla)$ is a result of embedding of $\mathcal{U}_\circ = V$ into $\mathcal{U}_\bullet = V^{\otimes 2}$, but it differs from V itself in a shift of grading. The same is true for $\text{CoIm}(\eta)$ – but the grading shift in this case is different.



From this picture it is clear that

$$\begin{aligned} \text{Ker}(\xi) &= \text{Im}(\nabla) & \text{CoIm}(\xi) &= \emptyset \\ \text{Im}(\eta) &= \text{Ker}(\Delta) & \text{Ker}(\eta) &= \emptyset \end{aligned} \quad (139)$$

The two non-vanishing spaces, shown by thick line in the picture, are

$$\begin{aligned} \text{Im}(\nabla) &= \text{span}(e_I \otimes e_N + e_N \otimes e_I) & \dim_q(\text{Im}(\nabla)) &= q^{1-N}[N] \\ \text{CoKer}(\Delta) &= \text{span}(e_1 \otimes e_I + e_I \otimes e_1) & \dim_q(\text{CoKer}(\Delta)) &= q^{N-1}[N] \end{aligned} \quad (140)$$

As to $\text{CoKer}(\Delta)$, it is "similar" to \mathcal{U}_\circ , but is an absolutely different subspace in $\mathcal{V}_\bullet = \mathcal{U}_\bullet$, in particular with a very different grading.

7.1.3 The choice of morphisms. "Gauge" invariance.

In this picture the vertical "coordinate" is actually the grading degree. Dots symbolize the elements (subspaces) with grading zero. The average grading of the space \mathcal{V}_\circ is m , which is an arbitrary integer: one can move \mathcal{V}_\circ arbitrarily along the vertical line – this reflects the absence of canonical representative in the equivalence class of vector subspaces, which the factor-space always is. In graded case the freedom is substantially restricted, still remains. Moving \mathcal{V}_\circ along the vertical line, one changes the gradings of morphisms ξ and η , but two things remain intact:

$$g(\xi) + g(\eta) = -2 \quad (141)$$

and cohomologies of ξ and η in (140). This is somewhat similar to gauge invariance. As usual, Euler characteristic can be calculated in two ways – via dimensions of vector spaces \mathcal{V} and via cohomologies:

$$\begin{aligned} \dim_q \mathcal{V}_\bullet - q^{-g(\xi)} \dim_q \mathcal{V}_\circ &= \dim_q \text{Ker}(\xi) - q^{-g(\xi)} \dim_q \text{CoIm}(\xi), \\ \dim_q \mathcal{V}_\circ - q^{-g(\eta)} \dim_q \mathcal{V}_\bullet &= \dim_q \text{Ker}(\eta) - q^{-g(\eta)} \dim_q \text{CoIm}(\eta) \end{aligned} \quad (142)$$

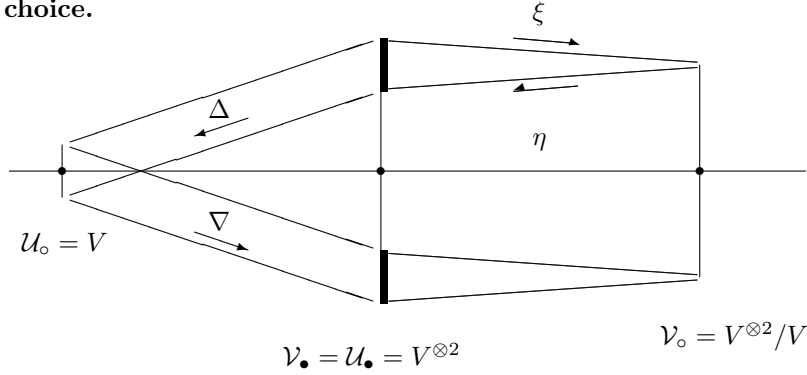
Note that the quantum dimension $\dim_q \mathcal{V}_\circ = q^m[N][N-1]$ and the gradings $g(\xi) = m-1$, $g(\eta) = 1-m$ depend on the shift m .

The same remains true for arbitrary knot/link diagrams D . However, often it is more convenient to rely upon concrete (in no way canonical) choice of the representative for the factor-space. There are actually three technically distinguished choices: $g(\xi) = g(\eta) = -1$ or $g(\xi) = 0$ or $g(\eta) = 0$. The first case is more symmetric and it makes smooth connection with the standard construction at $N = 2$ (where no factor-spaces occur in explicit way). The other two choices can be natural, if we look at particular coloring D_c (fix the initial vertex

of the hypercube): then only one of the two morphisms matter, and it is technically reasonable to simplify it as much as possible. Choosing grading degree zero for this morphism allows to make it simply an identity map between its cokernel and coimage – what makes calculations as simple as only possible. In other channels (other initial vertices) one can make another choice, making identical another relevant morphism. If we take this road, this actually means that we make different choices of the space $V^{\otimes 2}/V$ (different representatives of the class) in different channels, i.e. modify slightly the original definition of the main hypercube. As we just explained, this has technical advantages. At the same time, cohomologies of the complex $K(D)$, their dimensions and thus the Khovanov-Rozansky polynomials do not feel the difference, if appropriately defined – as in (140). In more technical definitions appropriate adjustments will be needed: of the parameters in the generating function (it will be $q^{g(\xi)T}$) and overall coefficient.

We can illustrate the difference between "symmetric" and "identity" choices already now.

Symmetric choice.



In this case the space $V^{\otimes 2}/V$ has dimension $[N][N - 1]$ and distinguished basis e_{Ii} , labeled by two indices, with $g(e_{Ii}) = 2N + 1 - 2I - 2i$. The two morphism, both "decreasing" – of degree $g(\xi) = g(\eta) = -1$ are:

$$\xi = V^{\otimes 2} \longrightarrow V^{\otimes 2}/V : \begin{cases} e_i \otimes e_j & \longrightarrow e_{ij} \\ e_i \otimes e_N - e_N \otimes e_i & \longrightarrow e_{Ni} \\ e_i \otimes e_N + e_N \otimes e_i & \longrightarrow 0 \\ e_N \otimes e_N & \longrightarrow 0 \end{cases}$$

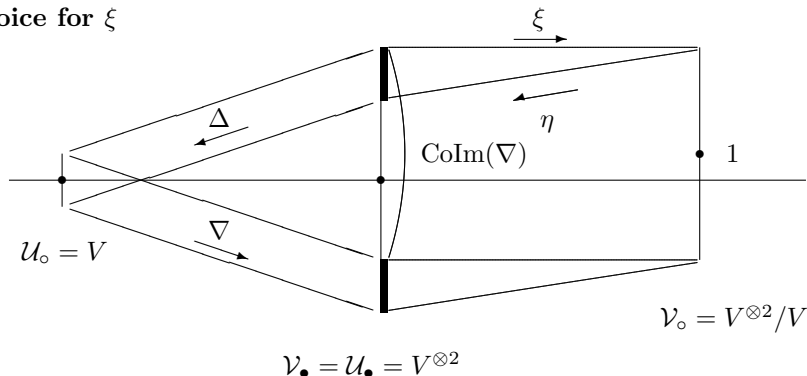
$$\eta = V^{\otimes 2}/V \longrightarrow V^{\otimes 2} : \begin{cases} e_{ij} & \longrightarrow e_{i+1} \otimes e_{j+1} \\ e_{Nj} & \longrightarrow e_N \otimes e_j - e_j \otimes e_N \end{cases} \quad (143)$$

Clearly,

$$\begin{aligned} \text{Ker}(\xi) &= \text{span}(e_I \otimes e_N + e_N \otimes e_I) & \dim_q \text{Ker}(\xi) &= q^{1-N}[N] \\ \text{CoIm}(\eta) &= \text{span}(e_1 \otimes e_I + e_I \otimes e_1) & \dim_q \text{CoIm}(\eta) &= q^{N-1}[N] \end{aligned} \quad (144)$$

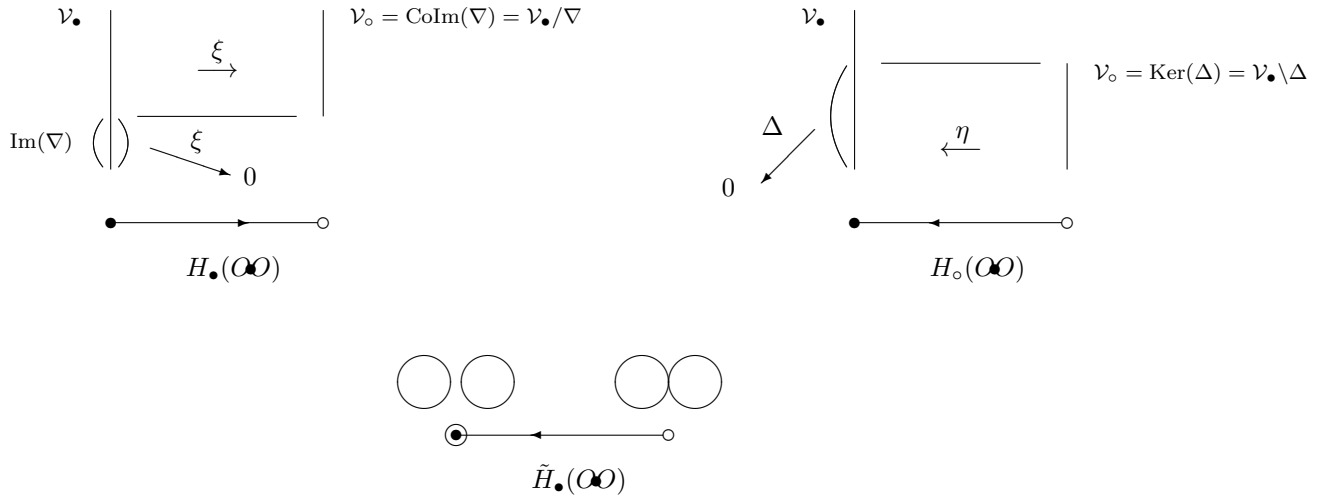
The typical feature of symmetric construction is that, say, $g(e_{11}) = 2N - 3 = g(e_1 \otimes e_1) - 1$.

Identity choice for ξ



η , but not with the both together. Therefore, for each particular c we can choose the spaces \mathcal{V} so that the relevant maps are of the grading degree zero. For another coloring we shift the spaces so that the new maps have vanishing degree.

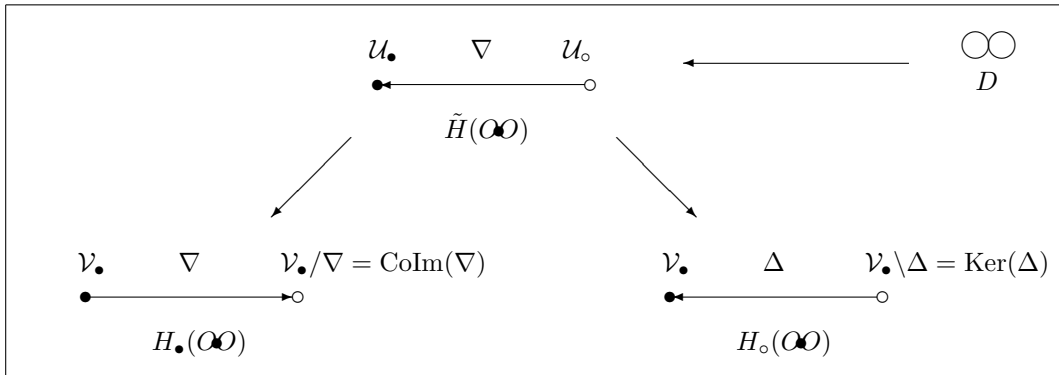
In our current example, we have just two choices of c : with initial vertex black (left picture) and white (right picture):



The difference between the two pictures is that the direction of the arrow in the hypercube $H(\mathcal{OO})$: it coincides with direction in the *primary* hypercube $\tilde{H}(\mathcal{OO})$ (it is shown in the bottom) in the right picture and it is opposite in the left one. At the same time, it is clear that the left picture (morphism ξ) is clearly *associated* with the cut operation ∇ , while the right picture – with the join operation Δ . Therefore in what follows

we mark the edge of the hypercube $H_c(D)$ with a given initial vertex by Δ or ∇ if its direction is the same or the opposite to direction of the same edge in the primary hypercube $\tilde{H}(D)$.

The new notation for the two colored hypercubes in our current case of the knot eight is:



Note that the meaning of ∇ in the primary hypercube at the top of the picture and in the colored hypercube on the left is different: at the top it is indeed a map, at the left it is just a label, implying the action of the morphism ξ in the way, which was shown in the previous picture.

Note also, that our new choice substitutes u_\bullet / u_o over the white vertex by a vector space, depending on the choice of coloring. In ∇ -case this is indeed a factor-space $u_\bullet / \Delta = \text{CoIm}(\nabla)$, in the Δ -case it is simply a subspace $u_\bullet \setminus \Delta = \text{Ker}(\Delta)$. We remind that $\nu_\bullet = u_\bullet$.

Finally, the morphisms can be read from (145) and (147):

$$\begin{aligned} \xi = V^{\otimes 2} \longrightarrow V^{\otimes 2}/\nabla : & \begin{cases} e_i \otimes e_j & \longrightarrow & e_i \otimes e_j \\ e_i \otimes e_N - e_N \otimes e_i & \longrightarrow & e_i \otimes e_N - e_N \otimes e_i \\ e_i \otimes e_N + e_N \otimes e_i & \longrightarrow & 0 \\ e_N \otimes e_N & \longrightarrow & 0 \end{cases} \\ \eta = V^{\otimes 2} \setminus \Delta \longrightarrow V^{\otimes 2} : & \begin{cases} e_{i+1} \otimes e_{j+1} & \longrightarrow & e_{i+1} \otimes e_{j+1} \\ e_1 \otimes e_{j+1} - e_{j+1} \otimes e_1 & \longrightarrow & e_1 \otimes e_{j+1} - e_{j+1} \otimes e_1 \end{cases} \end{aligned} \quad (149)$$

Sometime we will simply write ∇ and Δ instead of ξ_∇ and η_Δ .

7.1.5 Associated complex and unreduced superpolynomials

In this particular case of a one-dimensional hypercube, the last step – building a complex from a commutative quiver – is just trivial ($H(\mathcal{OO})$ is one-dimensional and does not contain any squares to get rid of for promoting commutativity to nilpotency). The complexes $K_\bullet(\mathcal{OO})$ and $K_\circ(\mathcal{OO})$, associated with two possible colorings of a single vertex in $D = \mathcal{OO}$, are just the hypercube $H(\mathcal{OO})$ itself with the differentials $d_b = \xi$ and $d_w = \eta$ respectively:

$$\begin{aligned} K_\bullet(\mathcal{OO}) &= \{H_\bullet(\mathcal{OO}), \xi\} = 0 \longrightarrow V^{\otimes 2} \xrightarrow{\xi} V^{\otimes 2}/V \longrightarrow 0 \\ K_\circ(\mathcal{OO}) &= \{H_\circ(\mathcal{OO}), \eta\} = 0 \longrightarrow V^{\otimes 2} \setminus V \xrightarrow{\eta} V^{\otimes 2} \longrightarrow 0 \end{aligned} \quad (150)$$

Therefore the cohomologies of these complexes and their Poincare polynomials can be just read from (140).

Khovanov-Rozansky superpolynomial is obtained from Poincare polynomial by adding a simple overall factor:

$$q^{(N-1)\#(\text{black vertices in } D)} \cdot (q^{N-1}T)^{-\#(\text{white vertices in } D)} \quad (151)$$

Since our morphisms along the edges of $H(D)$ have grading 0, the weights in the sum in Poincare polynomial are powers of T , not qT .⁶ Actually, the value of this factor can be *obtained* from the requirement that superpolynomials for the eight are the same as for the circle – and then used in calculation for all other examples.

Finally, the superpolynomials for the eight for initial vertex black and white are respectively

$$\begin{aligned} \mathcal{P}_\square^\bullet(\mathcal{OO}) &= q^{N-1} \left\{ \dim_q \text{Ker} \left(V^{\otimes 2} \xrightarrow{\xi} V^{\otimes 2}/V \right) + T \cdot \dim_q \text{CoIm} \left(V^{\otimes 2} \xrightarrow{\xi} V^{\otimes 2}/V \right) \right\} = \\ &= q^{N-1} \left(q^{1-N} [N] + (qT) \cdot 0 \right) = [N] = \mathcal{P}_\square(O) \end{aligned} \quad (152)$$

and

$$\begin{aligned} \mathcal{P}_\square^\circ(\mathcal{OO}) &= \frac{q^{1-N}}{T} \left\{ \dim_q \text{Ker} \left(V^{\otimes 2} \setminus V \xrightarrow{\eta} V^{\otimes 2} \right) + T \cdot \dim_q \text{CoIm} \left(V^{\otimes 2} \setminus V \xrightarrow{\eta} V^{\otimes 2} \right) \right\} = \\ &= \frac{q^{1-N}}{T} \left(0 + T \cdot q^{N-1} [N] \right) = [N] = \mathcal{P}_\square(O) \end{aligned} \quad (153)$$

⁶ Note that in sec.5 we tried to keep close to sec.4, thus the factors were different and the weight was made out of qT . It is an interesting question, if one can construct some other set of morphisms in $H(D)$, with non-vanishing grading, to match those formulas. However, the morphisms of grading zero seem extremely natural in our construction. To restore matching with sec.5 it is sufficient to change

- (i) eq.(20) for $q^{(N-1)\#(\text{black vertices in } D)} \cdot (-q^{N-1})\#(\text{white vertices in } D)$,
- (ii) $(qT) \longrightarrow T$ in the weights,
- (iii) the prescriptions for quantum dimensions.

For example, in eq.(23) we should now assume that $\dim_q \mathcal{V}_\circ = q[N][N-1]$ with an extra factor of q , then by the new rules

$$H_\square^\bullet = q^{N-1} \left([N]^2 - q[N][N-1] \right) = [N] = \frac{\{A\}}{\{q\}}, \quad H_\square^\circ = -q^{N-1} \left([qN][N-1] - [N]^2 \right) = [N] = \frac{\{A\}}{\{q\}}$$

and coincidence between the two polynomials is now just explicit term-by-term. The price to pay is explicit appearance of q -factors in the space dimensions – which would be un-understandable in sec.5, but gets clear now, when the spaces and morphisms are explicitly defined.

7.1.6 Reduced superpolynomials

As explained in sec.6.2.2, reduced superpolynomial is obtained by the same construction, only one vector space per vertex of the hypercube, associated with a cycle, passing through a marked edge in D , should be reduced from N -dimensional V to 1-dimensional E . Clearly, in our construction this should be done at the level of primary hypercube, which is now (for the eight)

$$E \xrightarrow{\nabla} V \quad \text{instead of} \quad V \xrightarrow{\nabla} V^{\otimes 2} \quad (154)$$

Since we want the cut-operation ∇ to always have grading q^{1-N} , the choice is predefined, see s.7.1.1:

$$\begin{aligned} \nabla = E \longrightarrow V : \quad & E \longrightarrow e_N & \dim_q \text{CoIm}(\nabla) &= [N] - q^{1-N} = q[N-1] \\ \Delta = V \longrightarrow E : \quad & \begin{cases} e_1 \longrightarrow E \\ e_i \longrightarrow 0 \end{cases} & \dim_q \text{Ker}(\Delta) &= [N] - q^{N-1} = \frac{1}{q}[N-1] \end{aligned} \quad (155)$$

Here E with $g(E) = 0$ is the single basis element in $E = C$, and we denote it by the same letter as the space.

At two vertices of the main hypercube we now have vector spaces $V \otimes E = V$ and $V \otimes E/E = V/E$ with the maps (morphisms)

$$\xi = V \longrightarrow V/\nabla : \quad \begin{cases} e_i \longrightarrow e_i \\ e_N \longrightarrow 0 \end{cases} \quad (156)$$

and

$$\eta = V \setminus \Delta \longrightarrow V : \quad \{ e_{i+1} \longrightarrow e_{i+1} \} \quad (157)$$

with

$$\begin{aligned} \text{Ker}(\xi) &= \{e_N\} & \dim_q \text{Ker}(\xi) &= q^{1-N} \\ \text{CoIm}(\xi) &= \emptyset & \dim_q \text{CoIm}(\xi) &= 0 \end{aligned} \quad (158)$$

$$\begin{aligned} \text{Ker}(\eta) &= \emptyset & \dim_q \text{Ker}(\eta) &= 0 \\ \text{CoIm}(\eta) &= \{e_1\} & \dim_q \text{CoIm}(\eta) &= q^{N-1} \end{aligned}$$

This gives the proper reduced superpolynomials

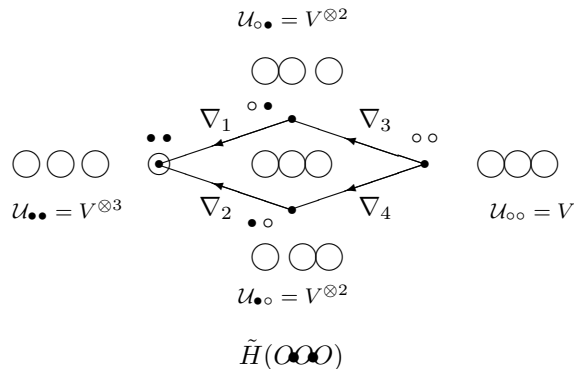
$$\begin{aligned} P_{\square}^{\bullet}(\mathcal{O}\mathcal{O}) &= q^{N-1} (q^{1-N} + T \cdot 0) = 1 = P_{\square}(O), \\ P_{\square}^{\circ}(\mathcal{O}\mathcal{O}) &= \frac{q^{1-N}}{T} (0 + T \cdot q^{N-1}) = 1 = P_{\square}(O) \end{aligned} \quad (159)$$

7.2 Double eight. Combinations of cut and join

In the next example the number of vertices in D is 2, thus hypercube $H(D)$ is a 2-dimensional square (or rhombus). In fact there are two different D with two vertices: double eight, consisting of three circles, which is the unknot for any coloring, and two circle intersecting at two points – depending on coloring this is either a Hopf link or two disconnected unknots. We begin in this section from the double eight example.

7.2.1 Primary hypercube

The starting point of our construction is the primary hypercube:



with embedding maps of degree $1 - N$ are:

$$\begin{aligned}
\circ\circ &\longrightarrow \bullet\bullet: & e_I &\longrightarrow e_I \otimes e_N + e_N \otimes e_I, \\
\circ\circ &\longrightarrow \bullet\circ: & e_I &\longrightarrow e_I \otimes e_N + e_N \otimes e_I, \\
\bullet\bullet &\longrightarrow \bullet\bullet: & e_I \otimes e_K &\longrightarrow (e_I \otimes e_N + e_N \otimes e_I) \otimes e_K, \\
\bullet\circ &\longrightarrow \bullet\bullet: & e_I \otimes e_K &\longrightarrow e_I \otimes (e_N \otimes e_K + e_K \otimes e_N)
\end{aligned} \tag{160}$$

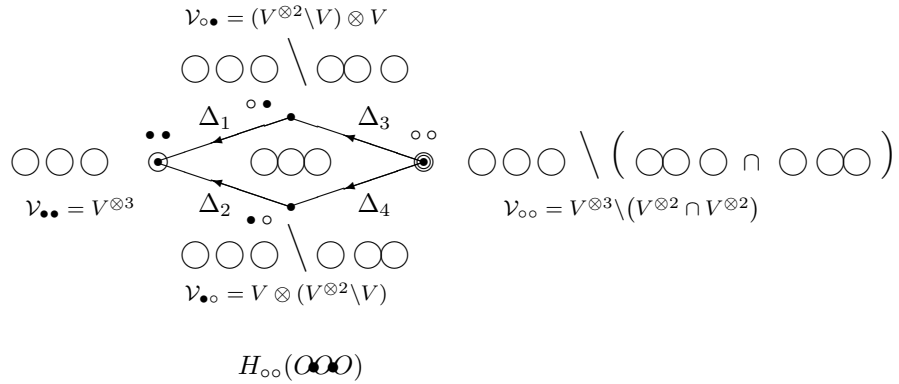
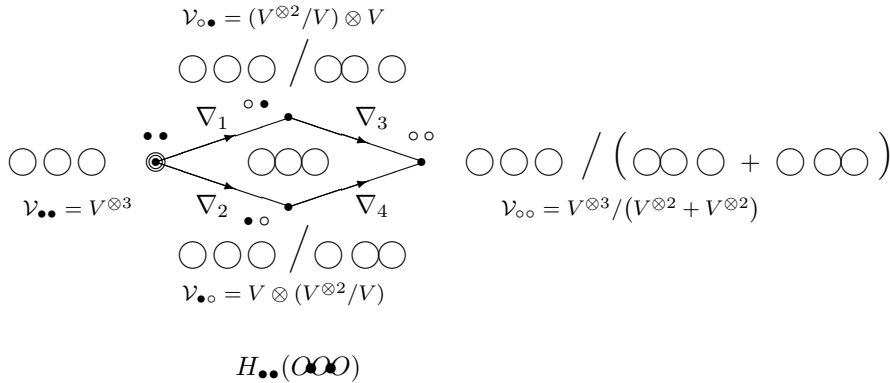
The result of two consecutive embeddings $\mathcal{U}_{\circ\circ} \hookrightarrow \mathcal{U}_{\bullet\bullet} \hookrightarrow \mathcal{U}_{\bullet\bullet}$ along the upper side of the rhombus is the same of $\mathcal{U}_{\circ\circ} \hookrightarrow \mathcal{U}_{\bullet\circ} \hookrightarrow \mathcal{U}_{\bullet\bullet}$ along the lower side and coincides with the intersection

$$\text{Im}(\nabla \otimes I) \cap \text{Im}(I \otimes \nabla) = \text{span}\left(e_I \otimes e_N \otimes e_N + e_N \otimes e_I \otimes e_N + e_N \otimes e_N \otimes e_I\right) \tag{161}$$

7.2.2 The main hypercube and the superpolynomials with initial vertices $\bullet\bullet$ and $\circ\circ$

According to our new strategy we should consider separately the four versions of the main hypercube $H_c(\bullet\bullet\bullet)$ with four different initial vertices v_c .

The simplest are the two cases with $v_c = v_b = bb = \bullet\bullet$ and $v_c = v_w = ww = \circ\circ$. In the first case all the arrows in the hypercube are opposite to those in the primary hypercube, while in the second case they coincide with those. Accordingly all the arrows in the first case are of the ∇ (cut) type, and of the Δ (join) in the second (note that the maps in the two pictures are actually ξ and η , while ∇ and Δ play here the role of *labels*, marking the *type* of the spaces – factor or sub – and of the morphisms):

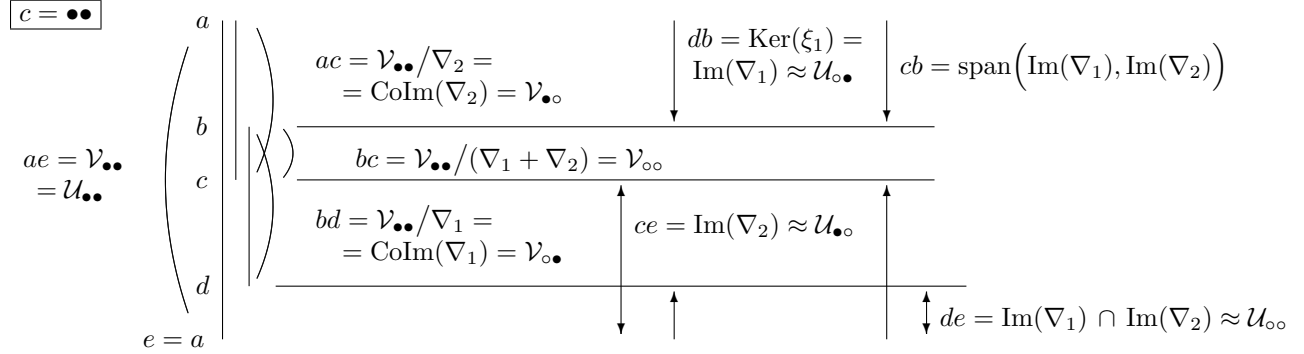


The choice of spaces $\mathcal{V}_{\bullet\bullet}$ and $\mathcal{V}_{\bullet\circ}$ follows our previous example for a single eight in sec.7.1 – they are defined just at the segments $(\bullet\circ, \circ\bullet)$ and $(\bullet\bullet, \bullet\circ)$ respectively, which are equivalent to the corresponding $H_c(\bullet\bullet)$ – with no reference to the rest of $H_c(\bullet\bullet\bullet)$. A new thing is the space $\mathcal{V}_{\circ\circ}$ – it knows about the entire $H_c(\bullet\bullet\bullet)$. and now matters everything, what is embedded into $\mathcal{U}_{\bullet\bullet}$ – i.e. the both spaces $\mathcal{U}_{\bullet\circ}$ and $\mathcal{U}_{\bullet\bullet}$ at once.

However, they are combined in different ways: When two ∇ arrows are entering the vertex $\circ\circ$, we associate with this vertex a factor space over a *union* of these two spaces: $\mathcal{U}_{\bullet\circ} + \mathcal{U}_{\circ\bullet} = \text{span}(\mathcal{U}_{\bullet\circ}, \mathcal{U}_{\circ\bullet})$ which we denote by an ordinary plus sign in what follows. When two Δ arrows are quitting the vertex $\circ\circ$, we associate with this vertex a subspace, complementing the *intersection* of the two: $\mathcal{U}_{\bullet\bullet} \cap \mathcal{U}_{\circ\circ}$.

From now our consideration of the two cases splits for a while, only to merge again at the end of this section.

The following picture is for the case of $\boxed{c = \bullet\bullet}$. If one wants all the spaces in this picture to be represented by segments (rather than consists of two pieces, cometime) it is enough to imagine that the space $\mathcal{U}_{\bullet\bullet}$ is a circle, i.e. the points a and $e = a$ coincide, and segment yx is a complement of xy .



Since we choose our morphisms ξ_i to be of degree zero, all the factor-spaces can be *de facto* identified with the subsets of $\mathcal{V}_{\bullet\bullet}$, where they act as identities, so that our quiver is obviously Abelian:

$$\xi_3 \xi_1 = \xi_4 \xi_2 \quad (162)$$

With this Abelian quiver one naturally associates a complex

$$K^{\bullet\bullet}(\mathcal{O}\mathcal{O}\mathcal{O}) = 0 \longrightarrow \mathcal{V}_{\bullet\bullet} \xrightarrow{d_0} \mathcal{V}_{\circ\bullet} \oplus \mathcal{V}_{\bullet\circ} \xrightarrow{d_1} \mathcal{V}_{\circ\circ} \longrightarrow 0 \quad (163)$$

were the two differentials are

$$d_0 = \begin{pmatrix} \xi_1 & \xi_2 \end{pmatrix}, \quad d_1 = \begin{pmatrix} \xi_3 \\ -\xi_4 \end{pmatrix} \quad (164)$$

and $d_1 d_0 = 0$ as a corollary of (162). Superpolynomial is just a Poincare polynomial of this complex, multiplied by additional factor (151):

$$\mathcal{P}_{\square}^{\bullet\bullet}(\mathcal{O}\mathcal{O}\mathcal{O}) = q^{2(N-1)} \left\{ \dim_q \text{Ker}(d_0) + T \cdot \left(\dim_q \text{Ker}(d_1) - \dim_q \text{Im}(d_0) \right) + T^2 \cdot \dim_q \text{CoIm}(d_1) \right\} \quad (165)$$

It is clear from the picture that

$$\text{Ker}(d_0) = \text{Ker}(\xi_1) \cap \text{Ker}(\xi_2) \stackrel{\text{def}}{=} \text{Im}(\nabla_1) \cap \text{Im}(\nabla_2) = (de) \quad (166)$$

while $\text{Im}(d_0) = \text{Ker}(d_1)$ and $\text{CoIm}(d_1) = \emptyset$, so that

$$\mathcal{P}_{\square}^{\bullet\bullet}(\mathcal{O}\mathcal{O}\mathcal{O}) = q^{2(N-1)} \left\{ \dim_q (de) + T \cdot 0 + T^2 \cdot 0 \right\} \stackrel{(161)}{=} q^{2(N-1)} \cdot q^{2-2N} [N] = [N] = \mathcal{P}_{\square}(O) \quad (167)$$

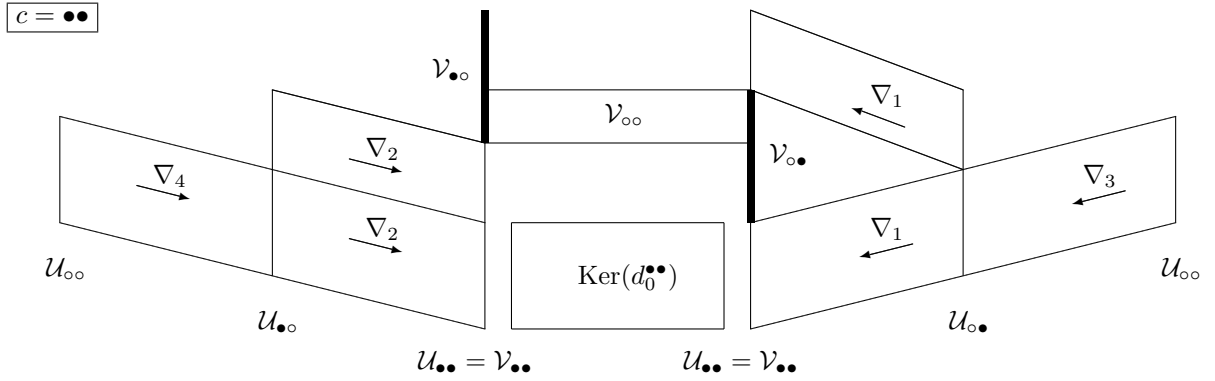
is indeed equal to the superpolynomial for the unknot. The same is true in the *reduced* case, where the only change is that the intersection (161) reduces to just a single element $e_N \otimes e_N$, which has quantum dimension $q^{2(1-N)}$, so that the reduced superpolynomial is

$$\mathcal{P}_{\square}^{\bullet\bullet}(\mathcal{O}\mathcal{O}\mathcal{O}) = q^{2(N-1)} \left\{ \dim_q (e_N \otimes e_N) + T \cdot 0 + T^2 \cdot 0 \right\} \stackrel{(161)}{=} q^{2(N-1)} \cdot q^{2-2N} = 1 = \mathcal{P}_{\square}(O) \quad (168)$$

Remarkably in the case of $\boxed{c = \circ\circ}$ we can draw just the same picture, only upside-down. What is different is just *interpretation* of different segments: one changes ∇ for Δ , coimages for kernels and factor-spaces for

7.2.3 A slight reformulation

We now draw the same pictures in a slightly different form



From (160) we know explicit expressions for the maps:

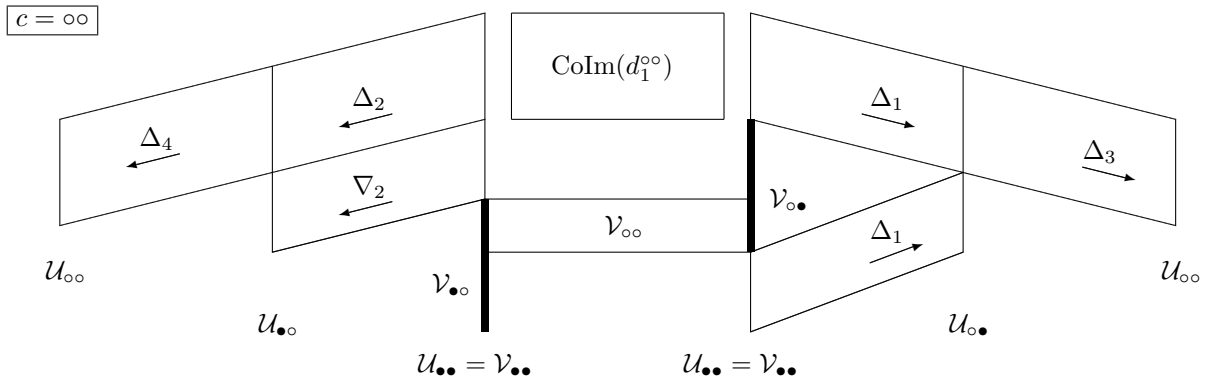
$$\begin{aligned}
 \nabla_3(\circ\circ \rightarrow \circ\bullet) : \quad e_I &\rightarrow e_I \otimes e_N + e_N \otimes e_I, \\
 \nabla_4(\circ\circ \rightarrow \bullet\circ) : \quad e_I &\rightarrow e_I \otimes e_N + e_N \otimes e_I, \\
 \nabla_1(\circ\bullet \rightarrow \bullet\bullet) : \quad e_I \otimes e_K &\rightarrow (e_I \otimes e_N + e_N \otimes e_I) \otimes e_K, \\
 \nabla_2(\bullet\circ \rightarrow \bullet\bullet) : \quad e_I \otimes e_K &\rightarrow e_I \otimes (e_N \otimes e_K + e_K \otimes e_N)
 \end{aligned} \tag{176}$$

In fact, the non-trivial cohomology in this case is given by

$$\begin{aligned}
 \boxed{\text{Ker}(d_0^{\bullet\bullet}) = \nabla_2(\text{Im}(\nabla_4)) \cap \nabla_1(\text{Im}(\nabla_3))} &= \\
 = \text{span}(e_I \otimes e_N \otimes e_N + e_N \otimes e_I \otimes e_N + e_N \otimes e_N \otimes e_I) &
 \end{aligned} \tag{177}$$

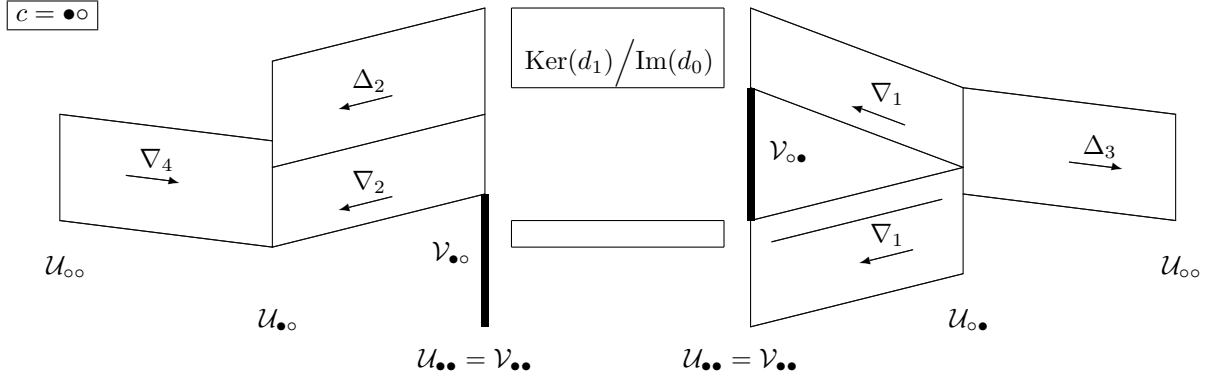
In this particular case the two intersecting consecutive images are actually the same.

To avoid possible confusion, we note that in our picture a part of ∇_1 looks like a gradation-increasing map – this is an artefact of the drawing, actually all ∇ maps are of degree $1 - N$. The same applies to a part of Δ_1 in the next picture.



The join operations act as follows:

$$\begin{aligned}
 \Delta_3 : \quad e_I \otimes e_K &\longrightarrow e_I \otimes e_K && \text{if } I \text{ or } K = 1 \\
 \Delta_4 : \quad e_I \otimes e_K &\longrightarrow e_I \otimes e_K && \text{if } I \text{ or } K = 1 \\
 \\
 \Delta_1 : \quad e_I \otimes e_J \otimes e_K &\longrightarrow e_I \otimes e_J \otimes e_K && \text{if } I \text{ or } J = 1 \\
 \Delta_2 : \quad e_I \otimes e_J \otimes e_K &\longrightarrow e_I \otimes e_J \otimes e_K && \text{if } J \text{ or } K = 1
 \end{aligned} \tag{178}$$

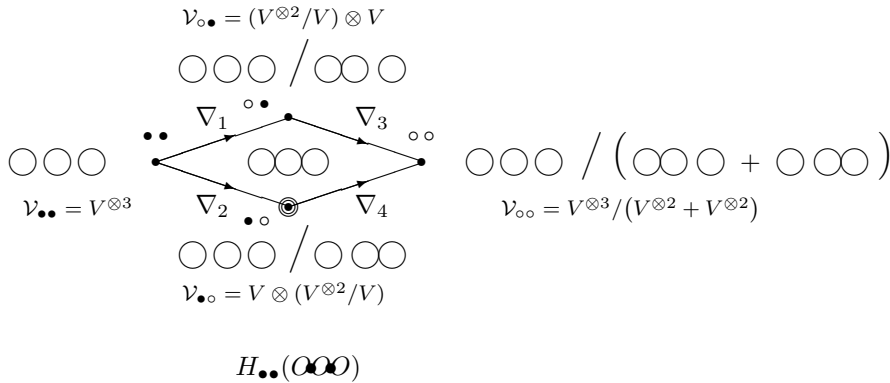


The non-trivial cohomology in this case is

$$\begin{aligned}
 \text{Ker}d_1^{\bullet\circ} / \text{Im}d_0^{\bullet\circ} &= \cup \nabla_1(\text{CoKer}(\Delta_3)) = \\
 &= \text{span}\left((e_1 \otimes e_N + e_N \otimes e_1) \otimes e_I + (e_I \otimes e_N + e_N \otimes e_I) \otimes e_1\right)
 \end{aligned} \tag{179}$$

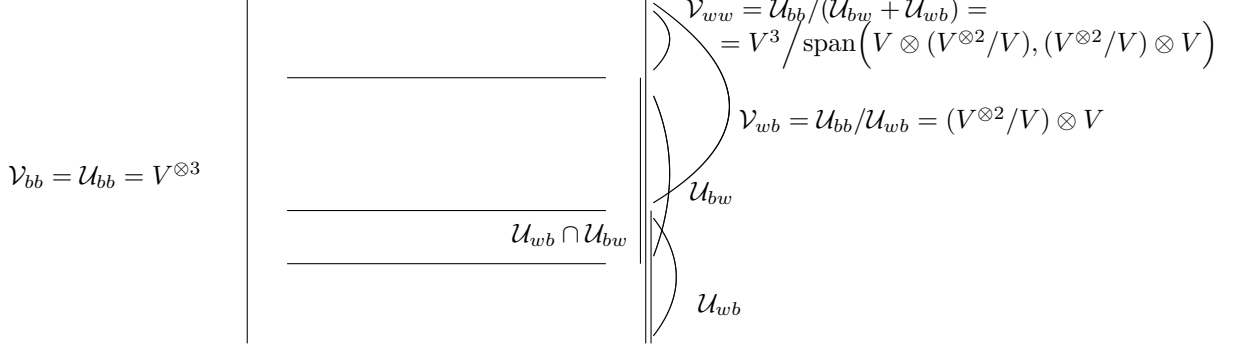
7.2.4 The main hypercube and the superpolynomials with initial vertices $\bullet\circ$ and $\circ\bullet$

Now the situation is a little more tricky, because we have vertices, where two edges of different type – ∇ and Δ – merge together.



The choice of spaces \mathcal{V}_{wb} and \mathcal{V}_{bw} follows our previous example for a single eight in sec.7.1 – they are defined just at the segments (bb, wb) and (bb, bw) respectively, which are equivalent to $H(\circ\circ)$ – with no reference to the rest of $H(\circ\circ\circ)$. A new thing is the space \mathcal{V}_{ww} – it knows about the entire $H(\circ\circ\circ)$ and factors \mathcal{U}_{bb} over everything what is embedded into it, i.e. over $\text{span}(\mathcal{U}_{wb}, \mathcal{U}_{bw})$, which we will often denote simply by $\mathcal{U}_{wb} + \mathcal{U}_{bw}$. Existence of \mathcal{U}_{ww} implies that the images of these two subspaces, within \mathcal{U}_{bb} can intersect.

In other words, the embedding pattern is as follows:



Here all spaces \mathcal{U}_v and \mathcal{V}_v are shown as embedded into the largest one, $\mathcal{V}_{bb} = \mathcal{U}_{bb}$ (in this picture the factor-space $\mathcal{V}_{bw} = \mathcal{U}_{bb}/\mathcal{U}_{bw} = V \otimes (V^{\otimes 2}/V)$ consists of two segments and is omitted).

Now it is clear what the factor-spaces are, we can identify the basis vectors in them:

$$\begin{aligned}
\text{vertex } bb : \quad & V^{\otimes 3} = \text{span}\{e_I \otimes J \otimes e_K\} = \text{span}(IJK), \\
\text{vertex } wb : \quad & (V^{\otimes 2}/V) \otimes V = \text{span}\{e_i \otimes e_j \otimes e_K, (e_i \otimes e_N - e_N \otimes e_I) \otimes e_K\} = \text{span}(ijK, \widehat{iN}K), \\
\text{vertex } bw : \quad & V \otimes (V^{\otimes 2}/V) = \text{span}\{e_I \otimes e_j \otimes e_k, e_I \otimes (e_j \otimes e_N - e_N \otimes e_j)\} = \text{span}(Ijk, \widehat{IN}k), \\
\text{vertex } ww : \quad & V^{\otimes 3}/(V^{\otimes 2} + V^{\otimes 2}) = \text{span}\{e_i \otimes e_j \otimes e_k, 2e_i \otimes e_N \otimes e_k - e_i \otimes e_k \otimes e_N - e_N \otimes e_i \otimes e_k\} = \\
& = \text{span}(ijk, \widehat{iN}k + \widehat{iN}k) \quad (180)
\end{aligned}$$

The only comment can be needed in the case of the last space \mathcal{V}_{bb} : it is a complement in $V^{\otimes 3}$ to $V^{\otimes 2} + V^{\otimes 2} \equiv \text{span}(V^{\otimes 2}, V^{\otimes 2}) = \text{span}((e_I \otimes e_N + e_N \otimes e_I) \otimes e_K, e_I \otimes (e_N \otimes e_K + e_K \otimes e_N))$, and these two sets have a non-trivial intersection, when embedded into \mathcal{U}_{bb}

$$\text{Emb}(\mathcal{U}_{bw}) \cap \text{Emb}(\mathcal{U}_{wb}) = \text{span}(\widetilde{INN}) = \text{span}(e_I \otimes e_N \otimes e_N + e_N \otimes e_I \otimes e_N + e_N \otimes e_N \otimes e_I) \quad (181)$$

of dimension

$$\boxed{\dim_q(\text{Emb}(\mathcal{U}_{bw}) \cap \text{Emb}(\mathcal{U}_{wb})) = q^{2-2N}[N]} \quad (182)$$

Therefore the dimension of the factor-space at the ww vertex, calculated in two ways, is

$$\dim_q \mathcal{V}_{ww} = [N]^3 - 2q^{1-N}[N]^2 + q^{2-2N}[N] = \underline{q^2[N][N-1]^2} = q^3[N-1]^3 + q^2q^{1-N}[N-1]^2 \quad (183)$$

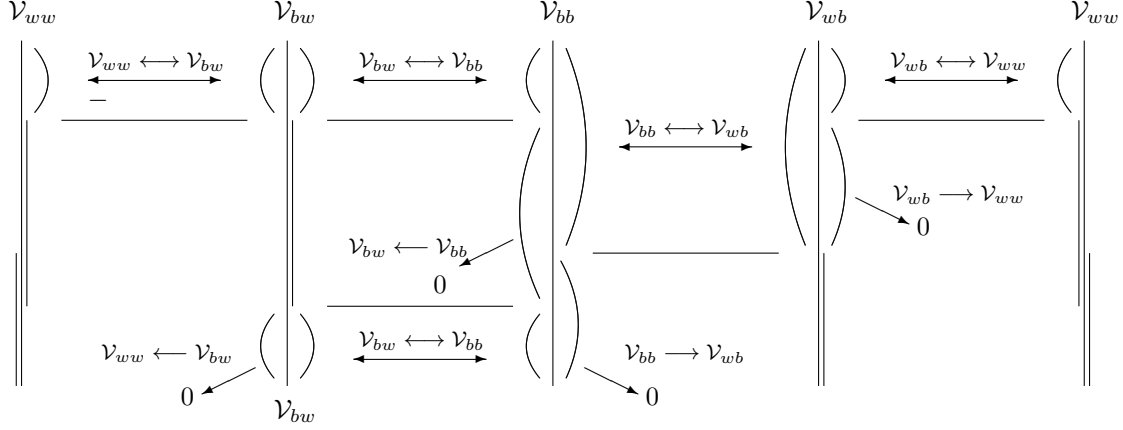
Underlined product is what we took for dimension of this space in (26), while q^2 appeared there as additional weight in the definition of the HOMFLY polynomial. Similarly, dimensions

$$\dim_q \mathcal{V}_{wb} = \dim_q \mathcal{V}_{bw} = q^2[N-1]^2[N] + q \cdot q^{1-N}[N-1][N] = q[N][N-1] \quad (184)$$

include the factor q .

7.2.5 Morphisms and superpolynomials

Pictorially the structure of hypercube and morphisms is:



In this picture the bb vertex is at the center, wb and bw are to the right and to the left of it respectively, and the ww vertex is shown twice – in the very right and the very left column.

From this picture we immediately see what happens when *initial* vertex is, say, bb . Then

$$\text{Ker}\left(\mathcal{V}_{bb} \longrightarrow \mathcal{V}_{bw} \oplus \mathcal{V}_{wb}\right) = \mathcal{U}_{bw} \cap \mathcal{U}_{wb} = \text{span}(\widetilde{INN}),$$

$$\text{Im}\left(\mathcal{V}_{bb} \longrightarrow \mathcal{V}_{bw} \oplus \mathcal{V}_{wb}\right) = \mathcal{V}_{bw} \oplus \mathcal{V}_{wb},$$

$$\text{Ker}\left(\mathcal{V}_{bw} \oplus \mathcal{V}_{wb} \longrightarrow \mathcal{V}_{ww}\right) = \mathcal{V}_{bw} \oplus \mathcal{V}_{wb},$$

$$\text{Im}\left(\mathcal{V}_{bw} \oplus \mathcal{V}_{wb} \longrightarrow \mathcal{V}_{ww}\right) = \mathcal{V}_{ww} \quad (185)$$

Only the third line here requires a comment: from the picture it can seem that there is no kernel at all, but in fact, because the ww is shown twice, there are *two* arrows directed to it, moreover the left arrow acts with the minus sign – therefore the kernel is non-vanishing and given by above formula. Thus unreduced superpolynomial

$$\begin{aligned} \mathcal{P}_{\square}^{\bullet\bullet}(\mathcal{O}\mathcal{O}\mathcal{O}) &= q^{2(N-1)} \left(\dim_q \text{Ker}\left(\mathcal{V}_{bb} \longrightarrow \mathcal{V}_{bw} \oplus \mathcal{V}_{wb}\right) + T \left\{ \dim_q \text{Ker}\left(\mathcal{V}_{bw} \oplus \mathcal{V}_{wb} \longrightarrow \mathcal{V}_{ww}\right) - \right. \right. \\ &\quad \left. \left. - \dim_q \text{Im}\left(\mathcal{V}_{bb} \longrightarrow \mathcal{V}_{bw} \oplus \mathcal{V}_{wb}\right) \right\} + T^2 \dim_q \text{CoIm}\left(\mathcal{V}_{bw} \oplus \mathcal{V}_{wb} \longrightarrow \mathcal{V}_{ww}\right) \right) = \\ &= q^{2(N-1)} \left(q^{2-2N} [N] + T \cdot 0 + T^2 \cdot 0 \right) = [N] = \mathcal{P}_{\square}(O) \quad (186) \end{aligned}$$

As to reduced polynomial, note, that this time there are two *a priori* inequivalent choices of the marked edge in D : on external circle and on internal circles of double eight. However, in both cases the spaces at the vertices of auxiliary hypercube are reduced the same way: to

$$\mathcal{U}_{bb} = V^{\otimes 2}, \quad \mathcal{U}_{wb} = E \otimes V = V, \quad \mathcal{U}_{bw} = V \otimes E = V, \quad \mathcal{U}_{ww} = E \quad (187)$$

Actually such are the spaces, when a middle edge in D is marked. If it was instead an edge with both ends at bb , we would rather get $\mathcal{U}_{bw} = E \otimes V$ – however it is again the same as V , and in both cases $\text{Emb}(\mathcal{U}_{bw}) \cap \text{Emb}(\mathcal{U}_{wb}) = \text{Emb}(E) = \text{span}(e_N \otimes e_N)$ with

$$\boxed{\dim_q \left(\text{Emb}(\mathcal{U}_{bw}) \cap \text{Emb}(\mathcal{U}_{wb}) \right) = q^{2-2N}} \quad \text{reduced case} \quad (188)$$

so that the reduced superpolynomial is

$$P_{\square}^{\bullet\bullet}(\mathcal{O}\mathcal{O}\mathcal{O}) = q^{2N-2} \left(\dim_q \left(\text{Emb}(\mathcal{U}_{bw}) \cap \text{Emb}(\mathcal{U}_{wb}) \right) + T \cdot 0 + T^2 \cdot 0 \right) = 1 = P_{\square}(O) \quad (189)$$

Similarly, for the other choices of initial vertex:

$$\begin{aligned}
\mathcal{P}_{\square}^{\circ\bullet}(\mathcal{O}\mathcal{O}\mathcal{O}) &= \frac{q^{2(N-1)}}{T} \left(\dim_q \text{Ker}(\mathcal{V}_{bw} \rightarrow \mathcal{V}_{bb} \oplus \mathcal{V}_{ww}) + T \left\{ \dim_q \text{Ker}(\mathcal{V}_{bb} \oplus \mathcal{V}_{ww} \rightarrow \mathcal{V}_{wb}) - \right. \right. \\
&\quad \left. \left. - \dim_q \text{Im}(\mathcal{V}_{bw} \rightarrow \mathcal{V}_{bb} \oplus \mathcal{V}_{ww}) \right\} + T^2 \dim_q \text{CoIm}(\mathcal{V}_{bb} \oplus \mathcal{V}_{ww} \rightarrow \mathcal{V}_{wb}) \right) = \\
&= \frac{q^{2N-2}}{T} \left(0 + T \cdot \dim_q (\text{Emb}(\mathcal{U}_{bw}) \cap \text{Emb}(\mathcal{U}_{wb})) + T^2 \cdot 0 \right) = [N] = \mathcal{P}_{\square}(O), \tag{190}
\end{aligned}$$

$$P_{\square}^{\bullet\circ}(\mathcal{O}\mathcal{O}\mathcal{O}) = 1 = P_{\square}(O) \tag{191}$$

and

$$\begin{aligned}
\mathcal{P}_{\square}^{\circ\circ}(\mathcal{O}\mathcal{O}\mathcal{O}) &= \frac{q^{2(N-1)}}{T^2} \left(\dim_q \text{Ker}(\mathcal{V}_{ww} \rightarrow \mathcal{V}_{bw} \oplus \mathcal{V}_{wb}) + T \left\{ \dim_q \text{Ker}(\mathcal{V}_{bw} \oplus \mathcal{V}_{wb} \rightarrow \mathcal{V}_{bb}) - \right. \right. \\
&\quad \left. \left. - \dim_q \text{Im}(\mathcal{V}_{ww} \rightarrow \mathcal{V}_{bw} \oplus \mathcal{V}_{wb}) \right\} + T^2 \dim_q \text{CoIm}(\mathcal{V}_{bw} \oplus \mathcal{V}_{wb} \rightarrow \mathcal{V}_{bb}) \right) = \\
&= \frac{q^{2N-2}}{T^2} \left(0 + T \cdot 0 + T^2 \cdot \dim_q (\text{Emb}(\mathcal{U}_{bw}) \cap \text{Emb}(\mathcal{U}_{wb})) \right) = [N] = \mathcal{P}_{\square}(O), \tag{192}
\end{aligned}$$

$$P_{\square}^{\circ\circ}(\mathcal{O}\mathcal{O}\mathcal{O}) = 1 = P_{\square}(O) \tag{193}$$

Note that – as clear from the above pictures – the only non-vanishing contribution to all these formulas comes from (182) and (188), this is why we put them in boxes.

7.3 The general procedure for the choice of the vector spaces

We end this preliminary presentation of the cut-and-join formalism behind our version of KR calculus by formulating the general rule, for the choice of vector spaces at the vertices of the hypercube $H(D)$. This choice is straightforwardly dictated by the structure of the primary hypercube $\tilde{H}(D)$.

Primary hypercube $\tilde{H}(D)$ has a preferred vertex v_b – with all vertices in D black. If we take any other vertex v in $H(D)$, then it is also a vertex in $\tilde{H}(D)$ and it cuts out a sub-cube $\tilde{h}_v \subset \tilde{H}(D)$ – the one, between v_b and this v .

For the totally-black (Seifert) vertex the sub-cube is just this vertex itself: $h_{v_b} = v_b$. For the total-white vertex the sub-cube coincides with the entire hypercube: $h_{v_w} = H(D)$. If a straight path from v to v_b can pass through a vertex v' , then $h_{v'} \subset h_v$: the sub-cubes h_v form an embedded hierarchy around v_b (similar to a flag variety).

In the sub-cube h_v there will be *drain* vertices – where all arrows enter and no one exits. Since arrows describe embeddings, one can factor a vector space at the drain vertex over a span of all embedded spaces at the origins of the entering edges. Finally we associate with a hypercube vertex $v \in H(D)$ (in original hypercube) a sum of these factor-spaces over all drain-vertices d , belonging to the corresponding sub-cube h_v :

$$\mathcal{V}_v = \bigoplus_{d \in h_v \subset \tilde{H}(D)} \mathcal{U}_d / \left(\text{span}_{\substack{w \rightarrow d \\ w \in h_v}} \mathcal{U}_w \right) \tag{194}$$

The space in denominator of the factor is spanned by a combination \mathcal{U}_w at the vertices w in h_v , which are preimages of the given drain point d , i.e. by definition of the drain point all of them are embedded into \mathcal{U}_d , but can intersect – and after that we take a direct sum of such factor-spaces over all drain points in h_v . What is important, the drain points and their preimages are taken not from entire hypercube, but from the v -dependent sub-cube h_v . Note that all vector spaces \mathcal{U}_v at the vertices of $\tilde{H}(D)$ are just tensor powers of $V = C^N$.

Eq.(194) looks like a terribly complicated formula, but, hopefully, after working through several examples from sec.6, its simple meaning gets perfectly clear.

The r.h.s. of (194) is somewhat symbolic, because it is important how the vector spaces in "denominators" are embedded in those in the "numerators", i.e. how the factor-spaces are actually defined. This is, however, straightforwardly dictated by the embeddings of spaces \mathcal{U}_v along the edges of the primary hypercube, i.e. by the cut operation (134). After that the cut and join operations (134) and (135) define what are all the morphisms in all directions along the edges of the main hypercube. They form a commuting set – an *Abelian quiver*. Therefore, once initial vertex c_0 is chosen in the main hypercube, one can always construct associated complex $\mathcal{K}(D_{c_0})$. After appropriate normalization its Poincare polynomial **coincides with Khovanov-Rozansky polynomial**, obtained by a **very different and far more complicated** *matrix-factorization* technique.

8 Conclusion

In this paper we suggested an *alternative* construction of Khovanov-Rozansky superpolynomials for arbitrary knots and links and for arbitrary gauge group $GL(N)$. It is completely different from the original matrix-factorization construction of [7] and our calculations have nothing in common with those of [19] – except for the answers. Moreover, in our way we get the answers for all values of N at once. Also calculations are extremely simple and easily computerizeable – probably even the programs, used for the calculations of Jones superpolynomials (i.e. for $N = 2$), can be easily modified and used for arbitrary N . In the paper the simplest examples are done "by hands", and these include the big part of the list of [19], obtained by extremely tedious computer calculus at particular N . Moreover, we explained how the entire series of 2-strand k -folds can be handled. Extensions to other series, beginning from twist and 3-strand torus knots would be a natural next step to do.

The paper concentrates on the ideas, and does not present the story as a systematic algorithmic approach – the ways to do this are outlined but not developed to the very end. Accordingly, no general proof is given of the Reidemeister invariance. These issues, as well as the relation to the matrix-factorization formalism, to Hecke-algebra [39, 51] and to refined-Chern-Simons [52]-[56] approaches will be discussed elsewhere.

Of more importance, however, would be practical calculations, making the list of the Khovanov-Rozansky polynomials as rich as that of HOMFLY. Moreover, this approach can probably be more than competitive in HOMFLY calculations themselves, like it already is for $N = 2$, see s.4 in [28]. The next step should be extension from fundamental to antisymmetric, symmetric and arbitrary representations – where already for HOMFLY the standard \mathcal{R} -matrix approach [41, 32, 43, 45] gets extremely tedious and too few results are available, what slows down the progress in the field. It looks like these extensions can also be found, by application of the same tensor-algebra vision of [31] which led to the important success, reported in the present paper.

Acknowledgements

Our work is partly supported by the Ministry of Education and Science of the Russian Federation under the contract 8207, by the Brazil National Counsel of Scientific and Technological Development and by the grants NSh-3349.2012.2, RFBR-13-02-00478, 12-02-92108-Yaf-a, 13-02-91371-ST-a, 14-01-93004-Viet.

References

- [1] V.F.R.Jones, Invent.Math. 72 (1983) 1; Bull.AMS 12 (1985) 103; Ann.Math. 126 (1987) 335
- [2] E.Witten, Commun.Math.Phys. 121 (1989) 351
- [3] M.Khovanov. Duke Math.J. 101 (2000) no.3, 359426, math/9908171
- [4] D.Bar-Natan, Algebraic and Geometric Topology 2 (2002) 337-370, math/0201043
- [5] M.Khovanov, Experimental Math. 12 (2003) no.3, 365374, math/0201306; J.Knot theory and its Ramifications 14 (2005) no.1, 111–130, math/0302060; Algebr. Geom. Topol. 4 (2004) 1045-1081, math/0304375
- [6] M.Khovanov, Int.J.Math. 18 (2007) no.8, 869885, math/0510265; math/0605339; arXiv:1008.5084
- [7] M.Khovanov and L.Rozansky, Fund. Math. 199 (2008), no. 1, 191, math/0401268; Geom.Topol. 12 (2008), no. 3, 13871425, math/0505056; math/0701333

- [8] A.Shumakovitch, arXiv:math/0405474
- [9] D.Bar-Natan, *Geom.Topol.* 9 (2005) 1443-1499, math/0410495; *J.Knot Theory Ramifications* 16 (2007) no. 3, 243255, math/0606318
- [10] L.Ng, *Duke Math. J.* 141 (2008) 365406, math/0407071
- [11] S. Gukov, A. Schwarz, and C. Vafa, *Lett. Math. Phys.* 74 (2005) 5374, hep-th/0412243
- [12] J.Rasmussen, *Duke Math.J.* 136 (2007) 551-583, math.GY/0508510; math.GT/0607544
- [13] S.Gukov and J.Walcher, hep-th/0512298
- [14] E.Wagner, *Sur l'homologie de KhovanovRozansky des graphes et des entrelacs*
- [15] M.Stosic, *Algebr.Geom.Topol.* 7 (2007) 261284, math/0511532; math/0605579; *Topology Appl.* 156 (2009) no. 3, 533541, math/0606656
- [16] P.Turner, *Algebr. Geom. Topol.* 8 (2008), no. 2, 869884, math/0606369; math/0606464
- [17] L.Rozansky, arXiv:1005.3266
- [18] B.Webster, arXiv:1005.4559
- [19] N.Carqueville and D.Murfet, arXiv:1108.1081
- [20] A.Oblomkov, J.Rasmussen, and V.Shende, arXiv:1201.2115
- [21] E.Gorsky, A.Oblomkov and J.Rasmussen, arXiv:1206.2226
- [22] N.Carqueville and D.Murfet, arXiv:1208.1481; arXiv:1303.1389
- [23] V.Dolotin and A.Morozov, *JHEP* 1301 (2013) 065, arXiv:1208.4994
- [24] V.Dolotin and A.Morozov, *J. Phys.: Conf. Ser.* 411 (2013) 012013,
- [25] N.M.Dunfield, S.Gukov and J.Rasmussen, *Experimental Math.* 15 (2006), 129159, math/0505662
- [26] H.Itoyama, A.Mironov, A.Morozov and And.Morozov, *JHEP* 1207 (2012) 131, arXiv:1203.5978
- [27] E.Gorsky, S.Gukov and M.Stosic, arXiv:1304.3481
- [28] A.Mironov, A.Morozov and And.Morozov, *AIP Proceedings* 1562 (2013) 123-155, doi: 10.1063/1.4828688, arXiv:1306.3197
- [29] S.Arthamonov, A.Mironov, A.Morozov, arXiv:1306.5682
- [30] <http://katlas.org>
- [31] I.Gelfand, M.Kapranov and A.Zelevinsky, *Discriminants, Resultants and Multidimensional Determinants*, Birkhauser, 1994;
V.Dolotin and A.Morozov, *Introduction to Non-Linear Algebra*, World Scientific, 2007, hep-th/0609022;
A.Morozov and Sh.Shakirov, arXiv:0911.5278
- [32] A.Smirnov, *Proc.of Int.School of Subnuclear Phys.,Erice*, 2009, p.489-498, hep-th/0910.5011;
A.Morozov and A.Smirnov, *Nucl.Phys. B*835 (2010) 284-313, arXiv:1001.2003;
P.Dunin-Barkowski, A.Sleptsov and A.Smirnov, *Int. J. Mod. Phys. A* 28 (2013) 1330025, arXiv:1112.5406;
J. Phys. A: Math. Theor. 45 (2012) 385204, arXiv:1201.0025
- [33] L.Kauffman, *Topology* 26 (1987) 395-407; *Trans.Amer.Math.Soc.* 311 (1989) n.2, 697-710;
L.Kauffman and P.Vogel, *J.Knot Theory Ramifications* 1 (1992) 59-104
- [34] M.Rosso and V.F.R.Jones, *J. Knot Theory Ramifications*, 2 (1993) 97-112;
X.-S.Lin and H.Zheng, *Trans. Amer. Math. Soc.* 362 (2010) 1-18 math/0601267;
S.Stevan, *Annales Henri Poincare* 11 (2010) 1201-1224, arXiv:1003.2861;
A. Brini, B. Eynard, and M. Marino, arXiv:1105.2012

- [35] E. Gorsky, *Contemp.Math.* 566, (AMS, Providence, 2012), 213-232, arXiv:1003.0916 ; arXiv:1110.1674;
E. Gorsky and M. Mazin, *J.Combinatorial Th. A* 120 (2013), 4963, arXiv:1105.1151; arXiv:1204.5448.
- [36] M.Aganagic and Sh.Shakirov, arXiv:1105.5117; arXiv:1202.2489; arXiv:1210.2733
- [37] P.Dunin-Barkovsky, A.Mironov, A.Morozov, A.Sleptsov, A.Smirnov, *JHEP* 03 (2013) 021, arXiv:1106.4305
- [38] A.Mironov, A.Morozov, Sh.Shakirov and A.Sleptsov *JHEP* 2012 (2012) 70, arXiv:1201.3339;
A.Mironov, A.Morozov and Sh.Shakirov, *J. Phys. A: Math. Theor.* 45 (2012) 355202, arXiv:1203.0667;
Sh. Shakirov, arXiv:1308.3838
- [39] I.Cherednik, arXiv:1111.6195
- [40] A.Mironov, A.Morozov, Sh.Shakirov and A.Sleptsov, *JHEP* 1205 (2012) 070, arXiv:1201.3339;
A.Mironov, A.Morozov and Sh.Shakirov, *J. Phys. A: Math. Theor.* 45 (2012) 355202, arXiv:1203.0667;
Sh.Shakirov, arXiv:1308.3838
- [41] E.Guadagnini, M.Martellini and M.Mintchev, In Clausthal 1989, Proceedings, Quantum groups, 307-317;
*Phys.Lett. B*235 (1990) 275;
N.Reshetikhin and V.Turaev, *Comm. Math. Phys.* 127 (1990) 1-26;
A.Morozov and A.Rosly, 1991, unpublished
- [42] R.K.Kaul and T.R.Govindarajan, *Nucl.Phys. B*380 (1992) 293-336, hep-th/9111063;
P.Ramadevi, T.R.Govindarajan and R.K.Kaul, *Nucl.Phys. B*402 (1993) 548-566, hep-th/9212110;
*Nucl.Phys. B*422 (1994) 291-306, hep-th/9312215;
P.Ramadevi and T.Sarkar, *Nucl.Phys. B*600 (2001) 487-511, hep-th/0009188;
Zodinmawia and P.Ramadevi, arXiv:1107.3918
- [43] A.Mironov, A.Morozov and And.Morozov, Contribution to the Memorial Volume for Maximilian Kreuzer,
arXiv:1112.5754; *JHEP* 03 (2012) 034, arXiv:1112.2654;
H.Itoyama, A.Mironov, A.Morozov, And.Morozov, *Int.J.Mod.Phys. A*27 (2012) 1250099, arXiv:1204.4785;
A.Anokhina, A.Mironov, A.Morozov and And.Morozov, arXiv:1207.0279
- [44] H. Itoyama, A. Mironov, A. Morozov and An. Morozov, *Int.J.Mod.Phys. A* 27 (2012) 1250099,
arXiv:1204.4785; *Int.J.Mod.Phys. A*28 (2013) 1340009, arXiv:1209.6304
- [45] A.Anokhina, A.Mironov, A.Morozov and And.Morozov, arXiv:1211.6375; *Nuclear Physics, B*868 (2013)
271-313, arXiv:1207.0279;
A.Anokhina and And.Morozov, arXiv:1307.2216
- [46] A.Anokhina, A.Mironov, A.Morozov and And.Morozov, arXiv:1304.1486
- [47] D.Galakhov, A.Mironov, A.Morozov, A.Smirnov, *Theor.Math.Phys.* 172 (2012) 939-962, arXiv:1104.2589;
A.Mironov and A.Morozov, arXiv:1208.2282
- [48] D.Galakhov, A.Mironov and A.Morozov, *JHEP* 2012 (2012) 67, arXiv:1205.4998;
M.Billo, M.Frau, L.Gallot, A.Lerda, I.Pesando, *JHEP* 1304 (2013) 039, arXiv:1302.0686; arXiv:1307.6648;
N.Nemkov, arXiv:1307.0773
- [49] M.R.Adams, J.Harnad and J.Hurtubise, *Lett.Math.Phys.* 20 (1990) No.4, 299-308;
E.Mukhin, V.Tarasov and A.Varchenko, math/0510364; math/0605172; math/0610799;
A.Mironov, A.Morozov, B.Runov, Y.Zenkevich and A.Zotov, *JETP Lett.* 97 (2013) 49-56, arXiv:1204.0913;
Lett.Math.Phys. 103 (2013) no.3, 299-329, arXiv:1206.6349; arXiv:1307.1502
- [50] A.Mironov, A.Morozov and S.Natanzon, *Theor.Math.Phys.* 166 (2011) 1-22, arXiv:0904.4227
and references therein
- [51] E.Gorsky and A.Negut, arXiv:1304.3328;
E.Gorsky, A.Oblomkov and J.Rasmussen and V.Shende, arXiv:1207.4523
- [52] R.Gopakumar and C.Vafa, *Adv.Theor.Math.Phys.* 3 (1999) 1415-1443, hep-th/9811131;
H.Ooguri and C.Vafa, *Nucl.Phys. B*577 (2000) 419-438, hep-th/9912123;
M.Aganagic, A.Klemm, M.Marino and C.Vafa, *Commun.Math.Phys.* 254 (2005) 425-478, hep-th/0305132;
A.Iqbal, C.Kozcaz and C.Vafa, *JHEP* 0910:069, 2009, hep-th/0701156;
M.Aganagic, M.C.N.Cheng, R.Dijkgraaf, D.Krefl and C.Vafa arXiv:1105.0630

- [53] S.Gukov, A.Iqbal, C.Kozcaz and C.Vafa, *Comm.Math.Phys.* 298 (2010) 757-785 arXiv:0705.1368
- [54] H.Fuji, S.Gukov and P.Sulkowski, arXiv:1203.2182
- [55] M.Aganagic and C.Vafa, arXiv:1204.4709
- [56] M.Aganagic, T.Ekholm, L.Ng and C.Vafa, arXiv:1304.5778