

A light Higgs scalar in the NMSSM confronted with the latest LHC Higgs data

Junjie Cao^{1,2}, Fangfang Ding¹, Chengcheng Han³, Jin Min Yang³, Jingya Zhu³

¹ *Department of Physics, Henan Normal University, Xinxiang 453007, China*

² *Center for High Energy Physics, Peking University, Beijing 100871, China*

³ *State Key Laboratory of Theoretical Physics,*

Institute of Theoretical Physics, Academia Sinica, Beijing 100190, China

Abstract

In the Next-to-Minimal Supersymmetric Standard Model (NMSSM), one of the neutral Higgs scalars (CP-even or CP-odd) may be lighter than half of the SM-like Higgs boson. In this case, the SM-like Higgs boson h can decay into such a light scalar pair and consequently the $\gamma\gamma$ and ZZ^* signal rates at the LHC will be suppressed. In this work, we examine the constraints of the latest LHC Higgs data on such a possibility. We perform a comprehensive scan over the parameter space of the NMSSM by considering various experimental constraints and find that the LHC Higgs data can readily constrain the parameter space and the properties of the light scalar, e.g., at 3σ level this light scalar should be highly singlet dominant and the branching ratio of the SM-like Higgs boson decay into the scalar pair should be less than about 30%. Also we investigate the detection of this scalar at various colliders. Through a detailed Monte Carlo simulation we find that under the constraints of the current Higgs data this light scalar can be accessible at the LHC-14 with an integrated luminosity over 300 fb^{-1} .

PACS numbers: 14.80.Da, 12.60.Jy

I. INTRODUCTION

The existence of a new scalar has been discovered by the ATLAS and CMS collaborations with a significance of 9σ and 7σ , respectively [1–4]. So far the mass of this scalar is rather precisely determined to be around 125 GeV, and its other properties, albeit with large experimental uncertainties, agree with the Standard Model (SM) prediction [4, 5]. In spite of this, this newly discovered scalar has been interpreted in various new physic models since the SM has the gauge hierarchy problem and cannot provide a dark matter candidate. The studies in this direction have been carried out intensively in low energy supersymmetric models and the NMSSM was found to be most favorved [6–13].

In this work we focus on the NMSSM, which is the simplest extension of the MSSM with one extra gauge singlet Higgs field [14]. One virtue of such an extension is that it provides a dynamical mechanism for the generation of the parameter μ and thus solves the so-called μ -problem suffered by the MSSM [15]. Another virtue is that the interactions of the singlet field in the Higgs sector give a new contribution to the tree-level mass of the SM-like Higgs boson and thus alleviate the little hierarchy problem [10, 16]. For the LHC phenomenology, one notable feature of the NMSSM is that a Higgs scalar (CP-even or CP-odd) may be rather light [17, 18], which can affect the signals of the sparticles at the LHC [19, 20]. For example, if the lightest supersymmetric particle is singlino-like, squarks may decay dominantly as [20] $\tilde{q} \rightarrow q\tilde{\chi}_{2,3}^0 \rightarrow q\tilde{\chi}_1^0 S \rightarrow q\tilde{\chi}_1^0 b\bar{b}$, where $\tilde{\chi}_2^0$ and $\tilde{\chi}_3^0$ represent the second and the third lightest neutralino respectively, and S denotes a light scalar.

We note that, if this scalar is lighter than half of the SM-like Higgs boson, the SM-like Higgs boson can decay exotically into the light scalar pair [21–23]. Since the width of the Higgs boson in the SM is quite narrow (about 4 MeV), such an exotic decay may have a sizable branching ratio. This in return can suppress greatly the visible signals of the SM-like Higgs boson at the LHC. Motivated by this observation, we in this work investigate the constraints of the latest LHC Higgs data on the properties of such a light scalar. We will also study the detection of this scalar at the LHC-14 via a detailed Monte Carlo simulation.

The outline of this paper is as follows. In Section II we briefly review the NMSSM model. Then in Section III we scan the parameter space of the NMSSM under current experimental constraints. In Section IV the properties of the light scalar are analyzed and its detection at the LHC-14 is studied via a detailed Monte Carlo simulation. Finally, we present our

conclusion in Section V.

II. THE HIGGS SECTOR OF THE NMSSM

As one of the most economical extensions of the MSSM, the NMSSM contains two SU(2) doublet Higgs fields and one gauge singlet Higgs field [14]. Traditionally, these fields are labeled by

$$\hat{H}_u = \begin{pmatrix} H_u^+ \\ v_u + \frac{\phi_u + i\varphi_u}{\sqrt{2}} \end{pmatrix}, \hat{H}_d = \begin{pmatrix} v_d + \frac{\phi_d + i\varphi_d}{\sqrt{2}} \\ H_d^- \end{pmatrix}, \hat{S} = v_s + \frac{\phi_s + i\varphi_s}{\sqrt{2}}, \quad (1)$$

where H_i^+ , ϕ_i and φ_i ($i = u, d$) represent the charged, neutral CP-even and neutral CP-odd component fields respectively, and v_u , v_d and v_s are the vacuum expectation values with $v_u/v_d = \tan \beta$ and $\sqrt{v_u^2 + v_d^2} = v \equiv 174$ GeV. Since one purpose of the extension is to solve the μ -problem of the MSSM, a Z_3 symmetry is implemented in the construction of the superpotential to avoid the appearance of parameters with mass dimension. Consequently, the superpotential and the soft breaking terms in the NMSSM are given by [14]

$$W^{\text{NMSSM}} = W_F + \lambda \hat{H}_u \cdot \hat{H}_d \hat{S} + \frac{1}{3} \kappa \hat{S}^3, \quad (2)$$

$$V_{\text{soft}}^{\text{NMSSM}} = \tilde{m}_u^2 |H_u|^2 + \tilde{m}_d^2 |H_d|^2 + \tilde{m}_S^2 |S|^2 + (\lambda A_\lambda S H_u \cdot H_d + \frac{1}{3} \kappa A_\kappa S^3 + h.c.), \quad (3)$$

where \hat{H}_u , \hat{H}_d and \hat{S} are Higgs superfields, W_F is the superpotential of the MSSM without the μ -term, and \tilde{m}_u , \tilde{m}_d , \tilde{m}_S , A_λ and A_κ are soft-breaking parameters.

In order to present the mass matrices of the Higgs fields in a physical way, we redefine the Higgs fields as [24]

$$H_1 = \cos \beta H_u - \varepsilon \sin \beta H_d^*, \quad H_2 = \sin \beta H_u + \varepsilon \cos \beta H_d^*, \quad H_3 = S, \quad (4)$$

where $\varepsilon_{12} = \varepsilon_{21} = -1$ and $\varepsilon_{11} = \varepsilon_{22} = 0$. With such a definition, H_i ($i = 1, 2, 3$) are given by

$$H_1 = \begin{pmatrix} H^+ \\ \frac{S_1 + iP_1}{\sqrt{2}} \end{pmatrix}, \quad H_2 = \begin{pmatrix} G^+ \\ v + \frac{S_2 + iG^0}{\sqrt{2}} \end{pmatrix}, \quad H_3 = v_s + \frac{1}{\sqrt{2}} (S_3 + iP_2), \quad (5)$$

where ϕ_s and φ_s in Eq.(1) are rewritten as S_3 and P_2 respectively. Obviously, the field H_2 corresponds to the SM Higgs field with G^+ and G^0 denoting Goldstone bosons, and S_2 representing the SM Higgs boson.

In the CP-conserving NMSSM, the fields S_1 , S_2 and S_3 mix to form three (instead of two in the MSSM) physical CP-even Higgs bosons h_i ($i = 1, 2, 3$). In the basis (S_1, S_2, S_3) , the elements of the corresponding mass matrix are given by [24]

$$\begin{aligned}
M_{11}^2 &= M_A^2 + (m_Z^2 - \lambda^2 v^2) \sin^2 2\beta, \\
M_{12}^2 &= -\frac{1}{2}(m_Z^2 - \lambda^2 v^2) \sin 4\beta, \\
M_{13}^2 &= -\left(\frac{M_A^2}{2\mu/\sin 2\beta} + \kappa v_s\right) \lambda v \cos 2\beta, \\
M_{22}^2 &= m_Z^2 \cos^2 2\beta + \lambda^2 v^2 \sin^2 2\beta, \\
M_{23}^2 &= 2\lambda\mu v \left[1 - \left(\frac{M_A}{2\mu/\sin 2\beta}\right)^2 - \frac{\kappa}{2\lambda} \sin 2\beta\right], \\
M_{33}^2 &= \frac{1}{4}\lambda^2 v^2 \left(\frac{M_A}{\mu/\sin 2\beta}\right)^2 + \kappa v_s A_\kappa + 4(\kappa v_s)^2 - \frac{1}{2}\lambda\kappa v^2 \sin 2\beta.
\end{aligned} \tag{6}$$

Similarly, the fields P_1 and P_2 mix to form two physical CP-odd Higgs bosons A_i ($i = 1, 2$), and in the basis (P_1, P_2) the mass matrix elements for CP-odd Higgs sector are given by

$$\begin{aligned}
M_{-11}^2 &= M_A^2 = \frac{2\mu}{\sin 2\beta}(A_\lambda + \kappa v_s), \\
M_{-22}^2 &= M_P^2 = \lambda^2 v^2 \left(\frac{M_A}{2\mu/\sin 2\beta}\right)^2 + \frac{3}{2}\lambda\kappa v^2 \sin 2\beta - 3\kappa v_s A_\kappa, \\
M_{-12}^2 &= \lambda v \frac{M_A^2}{2\mu/\sin 2\beta} - 3\lambda\kappa v_s v.
\end{aligned} \tag{7}$$

About the Higgs sector of the NMSSM, the following points should be noted:

- Compared with the MSSM where only two parameters are involved in the Higgs sector, six parameters are needed to describe the Higgs sector of the NMSSM [14]. These parameters are usually chosen as

$$\lambda, \quad \kappa, \quad \tan \beta = \frac{v_u}{v_d}, \quad \mu = \lambda v_s, \quad M_A^2 = \frac{2\mu}{\sin 2\beta}(A_\lambda + \kappa v_s), \quad M_P. \tag{8}$$

Since the NMSSM predicts one more CP-odd Higgs field than the MSSM, M_A here no longer represents the mass of one CP-odd state. Obviously, the Higgs sector of the NMSSM is quite complicated.

- After diagonalizing the mass matrix in Eq.(6), one can get the mass eigenstates of CP-even states h_i as

$$h_i = \sum_{j=1}^3 V_{ij} S_j,$$

where V_{ij} is the element of the transition matrix satisfying $V_{i1}^2 + V_{i2}^2 + V_{i3}^2 = 1$, and it represents the component of S_j in the physical state h_i . In the following, we assume $m_{h_3} > m_{h_2} > m_{h_1}$, and call the state whose squared component coefficient of S_2 larger than 0.5 the SM-like Higgs boson.

Similarly, the mass eigenstates of the CP-odd states A_i are given by

$$A_i = \sum_{j=1}^2 U_{ij} P_j.$$

If the lighter state A_1 satisfies $U_{11}^2 > 0.5$, we call it doublet dominated; otherwise we call it singlet dominated.

- Like the MSSM, the mass of the SM-like Higgs boson may be greatly changed by the radiative corrections. Denoting the loop-corrected mass matrix of the CP-even states by \tilde{M}^2 , one can conclude that for $\tilde{M}_{11}^2 > \tilde{M}_{33}^2 > \tilde{M}_{22}^2$, the state h_1 corresponds to the SM-like Higgs boson, while for $\tilde{M}_{11}^2 > \tilde{M}_{22}^2 > \tilde{M}_{33}^2$, the state h_2 is the SM-like Higgs boson [6].
- Obviously, in order to get a light CP-odd Higgs boson, either M_A or M_P should be moderately small, and a large M_{-12}^2 can further suppress the mass of the lighter CP-odd state.

III. NUMERICAL RESULT AND DISCUSSION

In this work, we first perform a comprehensive scan over the parameter space of the NMSSM by considering various experimental constraints. Then for the surviving samples we investigate the features of the light scalar. Since for the NMSSM there are too many free parameters, we make the following assumptions to simplify our analysis:

- First, we note that the first two generation squarks have little effects on the Higgs sector of the NMSSM, and the LHC search for SUSY particles implies that they should be heavier than 1 TeV. So we fix all soft breaking parameters (i.e. soft masses and trilinear coefficients) in this sector to be 2 TeV. We checked that our conclusions are not sensitive to this sector.

- Second, considering that the third generation squarks can change significantly the properties of the Higgs bosons, we set free all soft parameters in this sector except that we assume $m_{U_3} = m_{D_3}$ and $A_t = A_b$ to reduce the number of free parameters.
- Third, since we require the NMSSM to explain the discrepancy of the measured value of the muon anomalous magnetic moment from its SM prediction, i.e., $a_\mu^{exp} - a_\mu^{SM} = (28.7 \pm 8.0) \times 10^{-10}$ [25], we assume all soft breaking parameters in the slepton sector to take a common value $m_{\tilde{l}}$ and treat $m_{\tilde{l}}$ as a free parameter.
- Finally, we note that our results are not sensitive to gluino mass, we fix it at 2 TeV. We also assume the grand unification relation $3M_1/5\alpha_1 = M_2/\alpha_2$ for electroweak gaugino masses.

With above assumptions, we use the package NMSSMTools-4.0.0 [26] to scan randomly the free parameters of the model in the following ranges

$$\begin{aligned}
0.1 \leq \lambda, \kappa \leq 0.8, \quad 1 \text{ GeV} \leq M_A, M_P \leq 2 \text{ TeV}, \\
1 \leq \tan \beta \leq 30, \quad 100 \text{ GeV} \leq \mu, M_2, m_{\tilde{l}} \leq 1 \text{ TeV}, \\
|A_t| \leq 5 \text{ TeV}, \quad 100 \text{ GeV} \leq M_{Q_3}, M_{U_3} \leq 2 \text{ TeV}.
\end{aligned} \tag{9}$$

In our scan, we only keep the samples that predict a SM-like Higgs boson h with mass around 125 GeV (e.g. $123\text{GeV} \leq m_h \leq 127\text{GeV}$) along with a light neutral Higgs scalar (CP-even or CP-odd) with mass less than $m_h/2$, and meanwhile satisfy the following constraints:

- (1) All the constraints implemented in the package NMSSMTools-4.0.0. These constraints are from the vacuum stability, the LEP search for sparticles (including lower bounds on various sparticle masses, the upper bounds on the neutralino pair production rates), the Z -boson invisible decay, the Υ decay into a light scalar plus one photon [27], the B -physics observables (such as the branching ratios for $B \rightarrow X_s \gamma$, $B_s \rightarrow \mu^+ \mu^-$ and $B^+ \rightarrow \tau^+ \nu_\tau$, and the mass differences ΔM_d and ΔM_s) [25, 28, 29], the discrepancy of the muon anomalous magnetic moment, the dark matter relic density [30] and the XENON100(2012) limits on the scattering rate of dark matter with nucleon [31, 32]. In imposing the constraint from a certain observable which has an experimental central value, we use its latest measured result and require the NMSSM to explain the result at 2σ level.

- (2) The constraints from the search for Higgs bosons at the LEP, the Tevatron and the LHC. We implement these constraints by the package HiggsBounds-4.0.0 [33].
- (3) Indirect constraints from electroweak precision observables such as ρ_ℓ , $\sin^2 \theta_{eff}^\ell$ and M_W , or their combinations $\epsilon_i (i = 1, 2, 3)$ [34]. We require ϵ_i to be compatible with the LEP/SLD data at 95% confidence level [35]. We also require R_b in the NMSSM is within the 2σ range of its experimental value. We compute these observables with the formula presented in [36].

For each surviving sample, we further perform a fit using the latest Higgs data presented at the Rencontres de Moriond 2013. These data include the measured signal strengths for $\gamma\gamma$, ZZ^* , WW^* , $b\bar{b}$ and $\tau\bar{\tau}$ channels, and their explicit values are summarized in Fig.2 of [5] for the ATLAS results, in Fig.4 of [4] for the CMS results and in Fig.15 of [37] for the CDF+D0 results. We totally use 24 sets of experimental data with 22 of them corresponding to the measured signal strengths and the other 2 being the combined mass of the Higgs boson reported by the ATLAS and the CMS collaborations respectively. As in our previous works [38], we use the method first introduced in [39] to perform the fit, and properly consider the correlations of the data as in [40, 41]. As will be shown below, the χ^2 values in the fit vary from several tens to 170 for the surviving samples of the scan, and in optimal case it may be as low as about 17. In our discussion, we will pay particular attention to the surviving samples with $\chi^2 \leq 26$. These samples can be used to get the 3σ range of any observable O_i once they are projected on the O_i versus $\delta\chi^2$ plane, so hereafter we call them 3σ samples (Obviously, the 3σ samples are a subset of the surviving samples). For each surviving sample, we also calculate the tuning extent defined by $\Delta = Max\{|\partial \ln m_Z / \partial \ln p_i^{SUSY}|\}$ [42], where p_i^{SUSY} denotes a soft breaking parameter at SUSY scale (fixed at 2 TeV in this work).

For the convenience of our analysis, we categorize the surviving samples into three cases according to the nature of the light Higgs scalar (note that a doublet-dominated h_1 is ruled out by the LEP search for Higgs bosons and $B \rightarrow X_s \gamma$):

- **Case A:** The light scalar is the CP-odd A_1 ($A_1 < h/2$) and it is singlet dominated.
- **Case B:** The light scalar is the CP-odd A_1 ($A_1 < h/2$) and it is doublet dominated.
- **Case C:** The light scalar is the CP-even h_1 ($h_1 < h/2$) and it is singlet dominated.

TABLE I: The favored parameter ranges for Case A, B and C in the NMSSM. In each item, the range in the first row is for all surviving samples, and the second row corresponds to the 3σ samples (the null result means the 3σ samples do not exist).

	Case A		Case B		Case C
	h_1 is SM-like	h_2 is SM-like	h_1 is SM-like	h_2 is SM-like	h_2 is SM-like
λ	0.1 ~ 0.75	0.23 ~ 0.76	0.1 ~ 0.25	0.1 ~ 0.47	0.20 ~ 0.74
	0.1 ~ 0.35	0.23 ~ 0.72	—	—	0.22 ~ 0.74
κ	0.1 ~ 0.65	0.1 ~ 0.25	0.1 ~ 0.54	0.32 ~ 0.6	0.1 ~ 0.46
	0.1 ~ 0.63	0.1 ~ 0.23	—	—	0.1 ~ 0.35
$\tan \beta$	1.4 ~ 30	1.6 ~ 15	6.5 ~ 12	2.8 ~ 7	1.7 ~ 18
	5.2 ~ 30	4.2 ~ 15	—	—	2.8 ~ 16
$\mu(\text{GeV})$	170 ~ 1000	108 ~ 270	390 ~ 1000	700 ~ 1000	110 ~ 450
	198 ~ 610	115 ~ 235	—	—	110 ~ 262
$M_A(\text{GeV})$	415 ~ 2000	310 ~ 2000	200 ~ 530	180 ~ 500	370 ~ 2000
	850 ~ 2000	580 ~ 2000	—	—	510 ~ 2000
$M_P(\text{GeV})$	1.3 ~ 160	37 ~ 135	220 ~ 550	1500 ~ 2000	110 ~ 475
	10 ~ 80	40 ~ 130	—	—	110 ~ 340
$M_2(\text{GeV})$	100 ~ 670	290 ~ 1000	100 ~ 700	100 ~ 560	110 ~ 985
	110 ~ 560	320 ~ 1000	—	—	160 ~ 965
$M_{Q_3}(\text{GeV})$	205 ~ 2000	215 ~ 2000	280 ~ 2000	100 ~ 1500	505 ~ 2000
	345 ~ 2000	330 ~ 2000	—	—	585 ~ 1980
$M_{U_3}(\text{GeV})$	180 ~ 2000	400 ~ 2000	200 ~ 2000	100 ~ 2000	500 ~ 2000
	235 ~ 2000	400 ~ 2000	—	—	570 ~ 2000
$A_t(\text{GeV})$	-4960 ~ 4920	-5000 ~ 5000	-5000 ~ -2000	-3000 ~ -300	-4960 ~ 4980
	-4400 ~ 4630	-5000 ~ 5000	—	—	-4960 ~ 4870
$M_{\tilde{t}}(\text{GeV})$	100 ~ 1000	100 ~ 500	100 ~ 750	100 ~ 350	100 ~ 800
	100 ~ 1000	100 ~ 500	—	—	100 ~ 800
$A_\lambda(\text{GeV})$	-2500 ~ 1920	-550 ~ 2180	-2000 ~ -400	-3700 ~ -800	300 ~ 2150
	-600 ~ 820	-550 ~ 2100	—	—	465 ~ 2000
$A_\kappa(\text{GeV})$	-34 ~ 75	-38 ~ 61	-70 ~ -16	-1300 ~ -200	-620 ~ -70
	-5 ~ 0.16	-35 ~ 35	—	—	-395 ~ -70

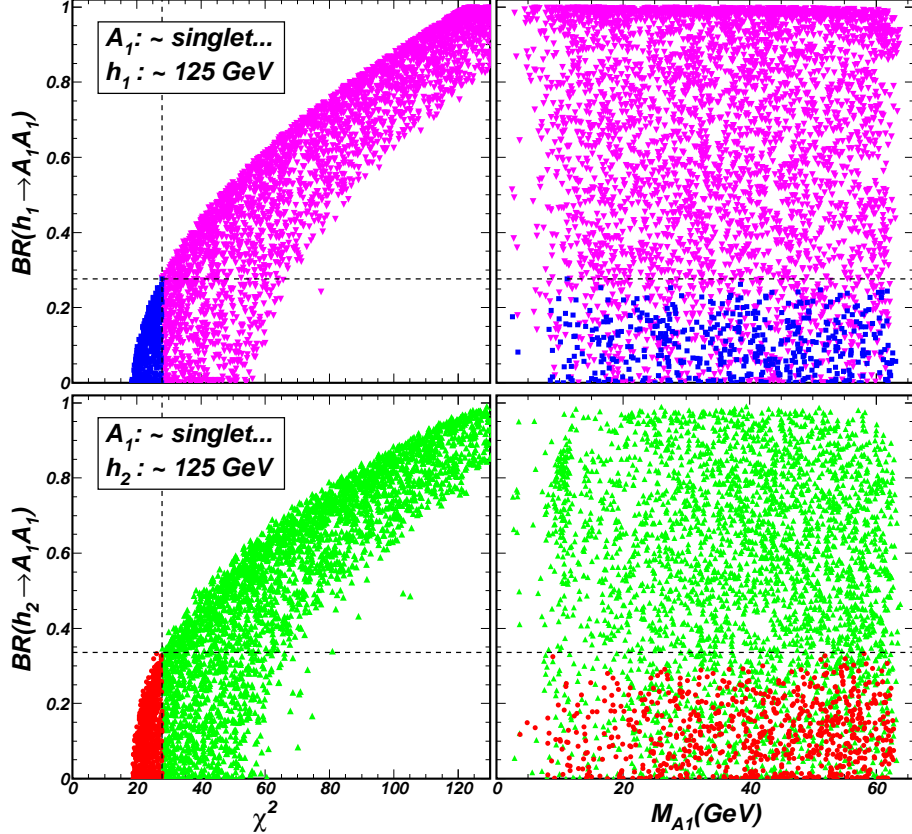


FIG. 1: The scatter plots of the surviving samples in Case A projected on the plane of χ^2 versus $Br(h \rightarrow A_1 A_1)$ (h denotes the SM-like Higgs boson) and the plane of m_{A_1} versus $Br(h \rightarrow A_1 A_1)$ respectively. The upper panel is for the ‘SM-like h_1 ’ scenario with the 3σ samples marked out as squares (blue), and the bottom panel is for the the ‘SM-like h_2 ’ scenario with the 3σ samples marked out as circles (red).

A. Case A ($A_1 < h/2$, singlet dominated)

In Case A, the SM-like 125 GeV Higgs boson h may be either the lightest CP-even state h_1 or the next-to-lightest CP-even state h_2 . In Table I, we list the favored parameter ranges for all the surviving samples and the 3σ samples in Case A. We note that in this case the parameter $\tan\beta$ can be very large [43]. This table indicates that in each scenario the ranges of some parameters for the surviving samples are significantly wider than the corresponding 3σ samples. Furthermore, we compare the number of all the surviving samples with the 3σ samples, and find that the latter is at most one fifth of the former. These facts reflect that the current LHC Higgs data can severely constrain the parameter space of the NMSSM. This table also indicates that, in order to predict a light singlet-dominated A_1 , the value of

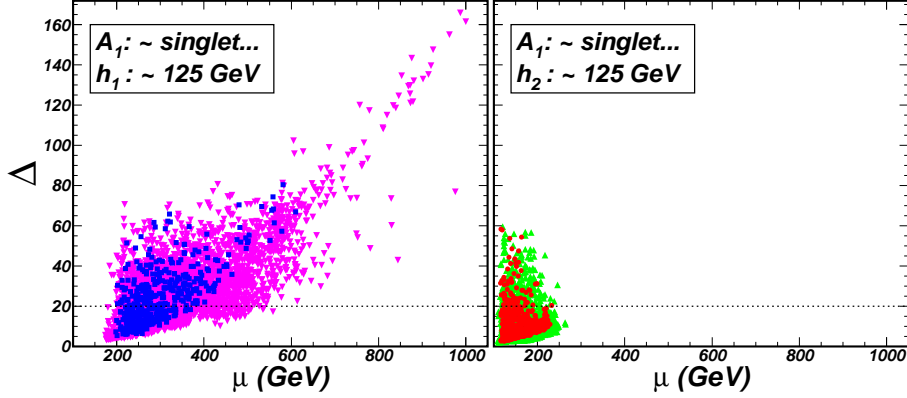


FIG. 2: Same as Fig.1, but projected on the μ versus Δ plane.

M_P should be less than 160 GeV.

From analyzing the surviving samples, we find two features for Case A:

- One is that the χ^2 value in the fit of the Higgs data may be rather low with $\chi_{min}^2 \simeq 17$ for 24 sets of experimental data, and it increases as the branching ratio of the exotic decay $h \rightarrow A_1 A_1$ becomes larger. This feature is exhibited in Fig.1. This figure reflects the fact that the NMSSM can explain the Higgs data quite well given that $Br(h \rightarrow A_1 A_1)$ is moderately small. This figure also reveals the information that, without the Higgs data, $Br(h \rightarrow A_1 A_1)$ can exceed 90%, while after considering the constraints from the Higgs data at 3σ , it is less than 28% for h_1 being the SM-like Higgs (the ‘SM-like h_1 ’ scenario) and 34% for h_2 being the SM-like Higgs (the ‘SM-like h_2 ’ scenario). This conclusion is independent of the value of m_{A_1} . As a comparison, we checked that for any exotic decays of the Higgs boson (with the SM Higgs couplings to fermions and gauge bosons), the Higgs data restrain the exotic decay branching ratio to be less than 28% at 3σ level. This result can be seen as an update of that in [44] after the Rencontres de Moriond 2013, but different from those in [45] for different data treatments.
- The other feature is that the tuning extent Δ can be less than 10, reflecting that the NMSSM is quite natural. This feature is shown in Fig.2. Compared with the ‘SM-like h_1 ’ scenario, a lower Δ is predicted for the ‘SM-like h_2 ’ scenario. This is because m_Z is sensitive to the value of μ (note the tree level relation $m_Z^2 = 2(m_{H_d}^2 - m_{H_u}^2 \tan^2 \beta)/(\tan^2 \beta - 1) - 2\mu^2$ with $m_{H_d}^2$ and $m_{H_u}^2$ representing the weak scale soft SUSY breaking masses of the Higgs fields [42]), and for the ‘SM-like h_2 ’ scenario a

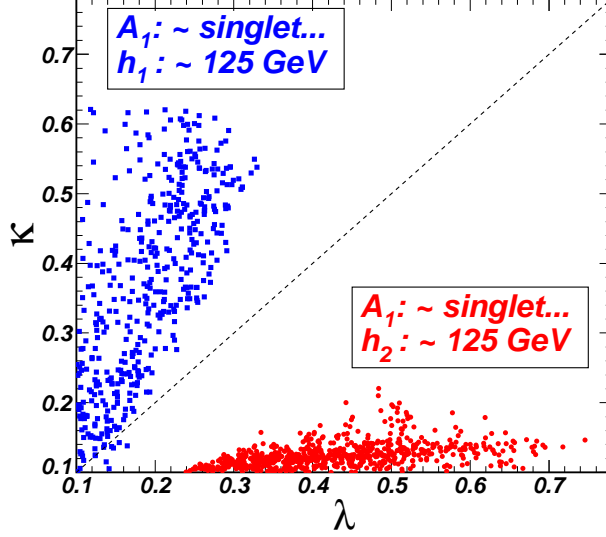


FIG. 3: Same as Fig.1, but projected on the λ versus κ plane (here only the 3σ samples are plotted).

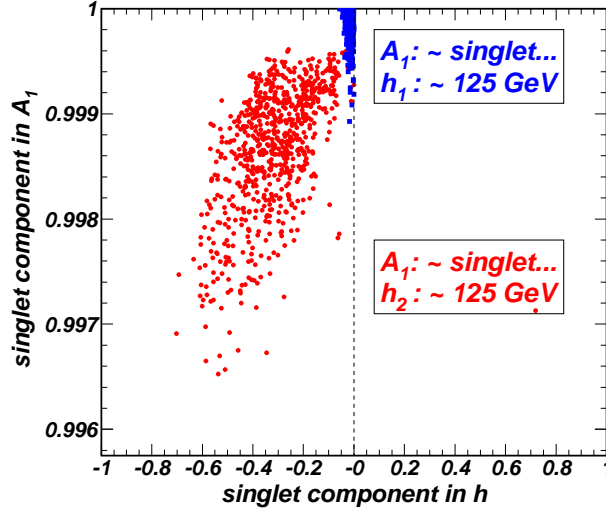


FIG. 4: Same as Fig.3, but show the singlet component coefficients of A_1 and h .

lower μ is preferred.

About Case A, more points should be noted. (i) The first is that the ‘SM-like h_1 ’ scenario and the ‘SM-like h_2 ’ scenario actually correspond to two distinct parameter regions of the NMSSM. To illustrate this point, we consider the parameters λ and κ and project the 3σ samples on the λ versus κ plane in Fig.3. This figure indicates that, in contrast with the fact that most samples for the ‘SM-like h_1 ’ scenario satisfy $\lambda \lesssim \kappa$, the ‘SM-like h_2 ’ scenario is characterized by $\lambda \gg \kappa$. The reason is that as far as the 3σ samples are concerned, M_{33} in Eq.(6) is approximated by $M_{33} \simeq 4(\kappa v_s)^2 = 4(\kappa\mu/\lambda)^2$. Given $\mu > 100\text{GeV}$ as required by the LEP bound on chargino mass, λ should be much larger than κ to guarantee $M_{22}^2 > M_{33}^2$,

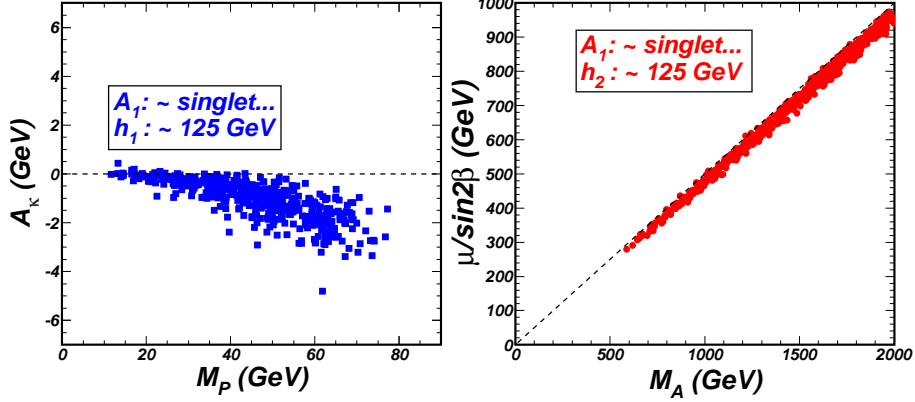


FIG. 5: Same as Fig.3, but showing the correlation of M_P with A_κ for the ‘SM-like h_1 ’ scenario (left panel) and the correlation of M_A with $\mu/\sin 2\beta$ for the ‘SM-like h_2 ’ scenario (right panel).

which is a necessary condition to predict $h_2 \sim 125$ GeV. (ii) The second point is that A_1 should be highly singlet dominated and the properties of the SM-like Higgs boson for the ‘SM-like h_1 ’ scenario and the ‘SM-like h_2 ’ scenario may be quite different. To exhibit this conclusion, we show in Fig.4 the singlet component coefficients of A_1 and h for the 3σ samples. This figure indicates that the singlet component coefficient of A_1 (i.e. U_{12}) is larger than 0.99 for both scenarios. This figure also indicates that the SM-like h_1 has a very small singlet component (i.e. $V_{13} \sim 1\%$) while the SM-like h_2 may have a sizable singlet component with the corresponding coefficient V_{23} reaching 0.7. In fact, we checked that the $h\bar{b}b$ coupling is approximately equal to the SM value for the ‘SM-like h_1 ’ scenario and may be much smaller for the ‘SM-like h_2 ’ scenario. About Case A, we remind that, due to the singlet nature of A_1 , the hA_1A_1 interaction should be very weak, but on the other hand, since the total width of the SM-like Higgs boson is also small (about 4 MeV in the SM), $Br(h \rightarrow A_1A_1)$ may still be sizable. (iii) The last point is that, since we require the theory to predict a light scalar and meanwhile satisfy various experimental constraints, some parameters are limited in certain narrow ranges or correlate with other parameters, as shown in Fig.5. The left panel indicates that in the ‘SM-like h_1 ’ scenario we have $A_\kappa \simeq 0$, and the right panel shows that in the ‘SM-like h_2 ’ scenario we have $M_A \sin 2\beta/\mu \simeq 2$. We checked that a very small A_κ is needed to predict a light singlet dominated A_1 , while the correlation $M_A \sin 2\beta/\mu \simeq 2$ is characteristic in predicting $h_2 \simeq 125$ GeV, as observed in [6].

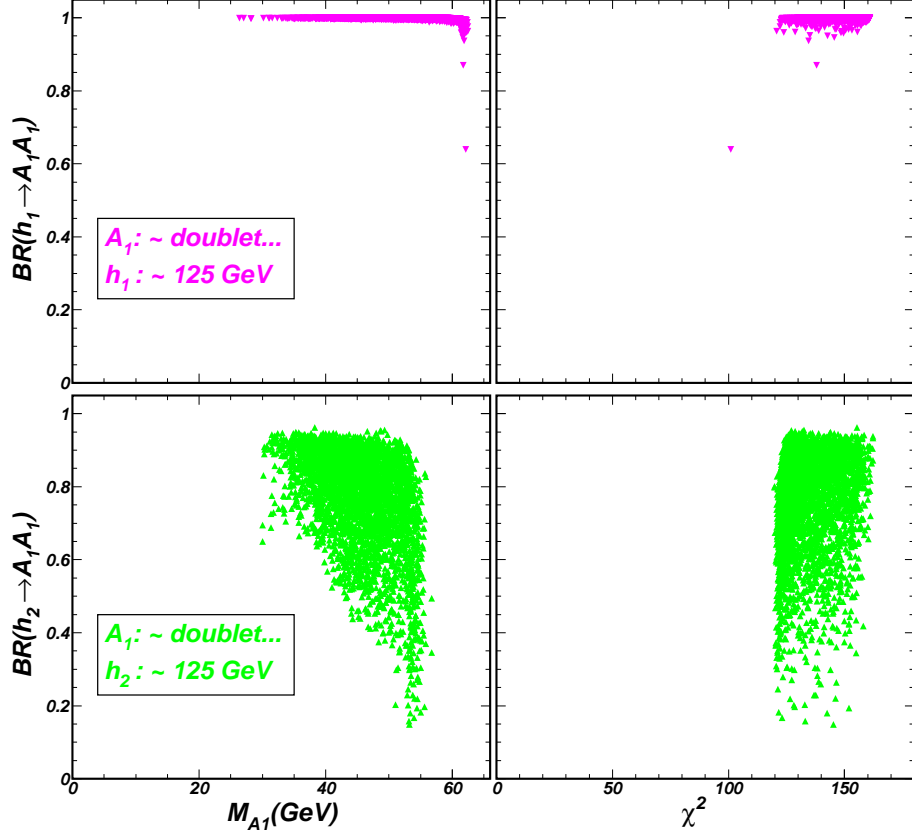


FIG. 6: Same as Fig.1, but showing the surviving samples in Case B (no 3σ samples).

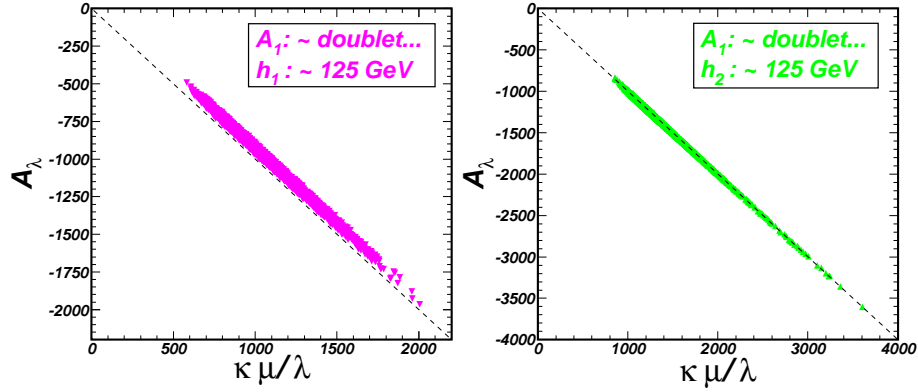


FIG. 7: Same as Fig.5, but showing the correlation of $\kappa \mu / \lambda$ with A_λ for the surviving samples in Case B.

B. Case B ($A_1 < h/2$, doublet dominated)

As in Case A, the SM-like 125 GeV Higgs boson in Case B may be either h_1 or h_2 , and the corresponding favored parameter regions of the surviving samples are shown in Table I. We emphasize that the parameter M_A in this table is defined at the scale of 2 TeV, and in

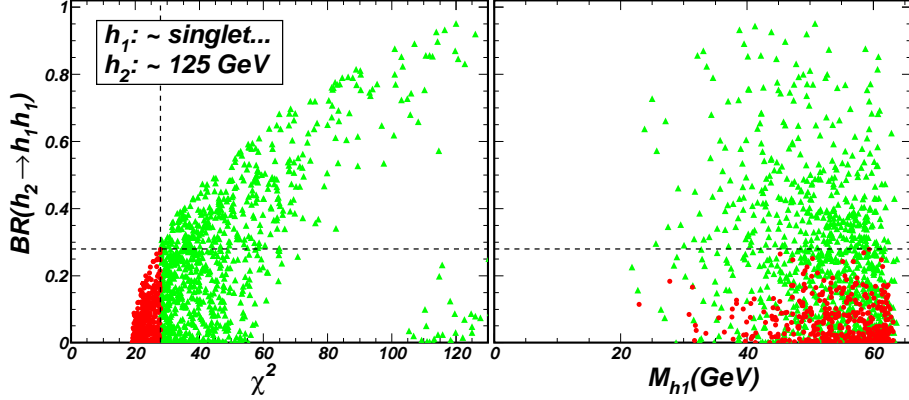


FIG. 8: Same as Fig.1, but for Case C where h_2 is the SM-like Higgs boson.

calculating the CP-odd Higgs boson masses by the NMSSMTools we use the value at the mass scale of the third generation squarks which can be obtained by the renormalization group equation. Moreover, we checked that the surviving samples are characterized by a relatively large matrix element M_{-12}^2 in Eq.(7). This is helpful to suppress the mass of A_1 .

In Fig.6 we project the surviving samples on the plane of M_{A_1} versus $Br(h \rightarrow A_1 A_1)$ and the plane of χ^2 versus $Br(h \rightarrow A_1 A_1)$ respectively. This figure indicates that in the ‘SM-like h_1 ’ scenario, the branching ratio of the decay $h \rightarrow A_1 A_1$ is always larger than 60% so that $\chi^2 > 100$, while in the ‘SM-like h_2 ’ scenario, although the rate of the decay $h \rightarrow A_1 A_1$ may be small, e.g. about 10% for $m_{A_1} \simeq 55$ GeV, the χ^2 value is still larger than 100. The reason is that the $hb\bar{b}$ coupling in the ‘SM-like h_2 ’ scenario is at least one times larger than its SM prediction. In fact, the ‘SM-like h_2 ’ scenario in Case B actually corresponds to a non-decoupling region of the NMSSM since the mass of the charged Higgs boson varies from 130 GeV to 150 GeV. Consequently, the properties of the SM-like Higgs boson are expected to deviate greatly from the SM prediction. To summarize, Fig.6 indicates that Case B is actually disfavored by the fit of the Higgs data (no 3σ samples exist).

Also as in Case A, a strong correlation between some parameters is needed to predict a doublet dominated A_1 . In Fig.7 we show the correlation between the parameter A_λ and the parameter $\kappa\mu/\lambda$ for the surviving samples in this case. From Eq.(7), one can infer that such a correlation is needed to reduce the value of M_A .

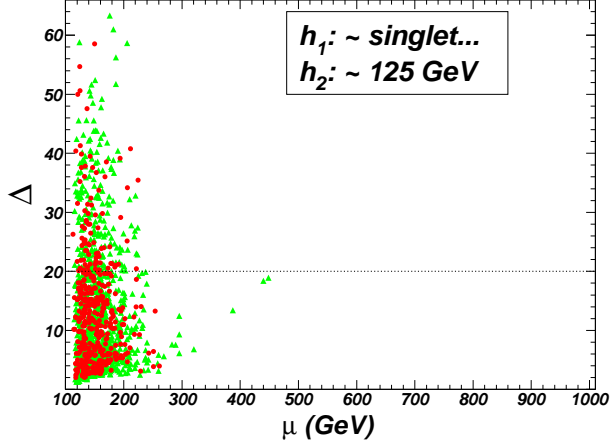


FIG. 9: Same as Fig.2, but for Case C.

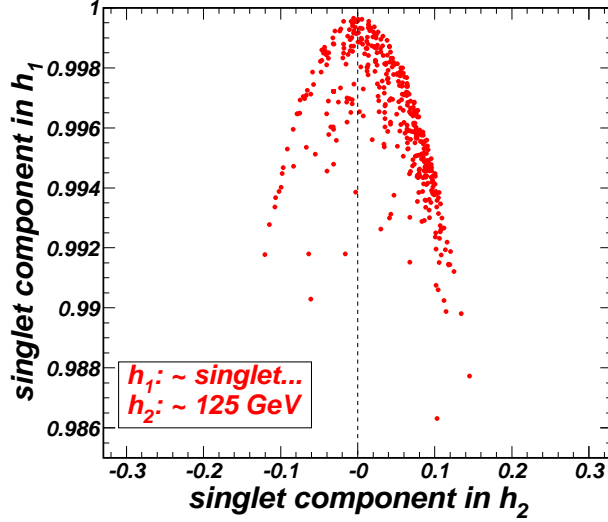


FIG. 10: Same as Fig.4, but for the singlet component coefficients for h_1 and h_2 in Case C.

C. Case C ($h_1 < h/2$, singlet dominated)

In Case C the SM-like Higgs boson is the next-to-lightest CP-even state h_2 , and due to the strong constraints from the LEP search for Higgs bosons and $B \rightarrow X_s \gamma$, a doublet dominated h_1 is actually ruled out. In Table I, we show the favored parameter regions for the surviving samples and also the 3σ samples. As pointed out in [21], in order to predict a light h_1 , one only needs to tune the value of A_κ when other parameters are fixed. So, except for the correlation shown on the left panel of Fig.5 and the condition $\kappa < \lambda$ which is necessary to predict $m_{h_2} \simeq 125$ GeV, there is no other special features for the parameters of Case C.

Like the ‘SM-like h_2 ’ scenario in Case A, the χ^2 value and the parameter Δ may be as

low as about 17 and 10 respectively. These features are presented in Fig.8 and Fig.9. About Case C, one should note that the branching ratio of $h \rightarrow h_1 h_1$ should be less than 28% at 3σ level (see Fig.8). One should also note that, as shown in Fig.10 where the singlet component coefficients of h_1 and h_2 are presented for the 3σ samples, h_1 in Case C is highly singlet dominated while h_2 is highly doublet dominated.

In summary, one may conclude that the current experiments still allow for the existence of a light scalar (CP-even or CP-odd). But the LHC Higgs data have required it to be highly singlet dominated. Moreover, in the NMSSM either h_1 or h_2 may play the role of the SM-like Higgs boson h , and for each case the properties of h may be quite different.

IV. DETECTION OF A LIGHT SCALAR AT FUTURE COLLIDERS

As discussed in the preceding section, if there exists a light scalar with mass lighter than half the SM-like Higgs boson mass in the NMSSM, it should be highly singlet dominated. Consequently, its interactions with the fermions and the gauge bosons in the SM are very weak, which implies that this scalar is difficult to search at colliders. But on the other hand, although the interaction of this scalar with the SM-like Higgs boson is also weak, the rate of h decay into the scalar pair may still be sizable due to the narrow width of h . This fact motivates us to scrutinize the decay product of h to search for the light scalar. In the following, we take Case A as an example to discuss the prospect of such a search via different processes at colliders.

First, we consider the light A_1 comes from the Z -decay. For this end, we calculate the branching ratios of the rare decays $Z \rightarrow A_1 b \bar{b}$ and $Z \rightarrow A_1 \gamma$ with the code of our previous work [46] and show these ratios in Fig.11. This figure indicates that, as far as the 3σ samples in Case A are concerned, the ratios are at most 10^{-8} and 10^{-12} , respectively. Since the dominant decay product of A_1 is $b \bar{b}$ with a branching ratio being about 90%, the main signals of the decays are $b \bar{b} b \bar{b}$ and $b \bar{b} \gamma$, respectively. Then, compared with the LEP uncertainties on these signals, we learn that the ratios are at least 10^{-4} lower than the LEP sensitivity [25].

Second, we consider the $h A_1$ associated production at an electron-positron collider with $\sqrt{s} = 250$ GeV. In Fig.12 we show the production rate as a function of m_{A_1} . Obviously, since the rate is maximally at the order of 10^{-3} fb, this associated production process can

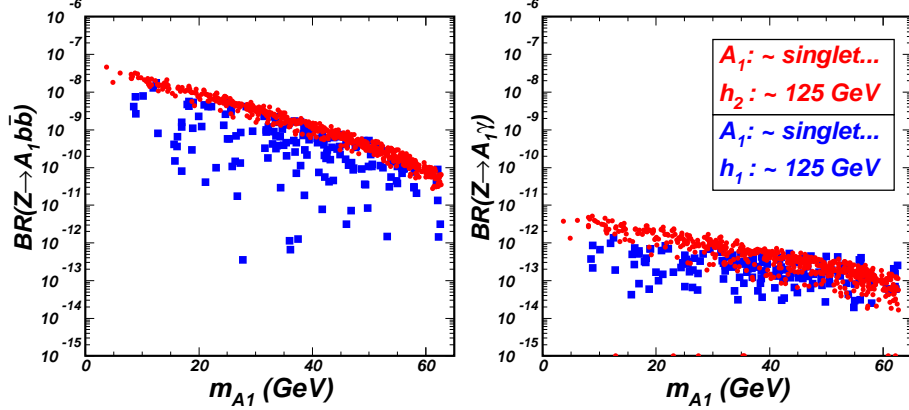


FIG. 11: The branching ratios of the rare Z decays $Z \rightarrow A_1 b \bar{b}$ and $Z \rightarrow A_1 \gamma$ as a function of m_{A_1} for the 3σ samples in Case A. The squares (blue) correspond to the results of the ‘SM-like h_1 ’ scenario, and the bullets (red) are for the ‘SM-like h_2 ’ scenario.

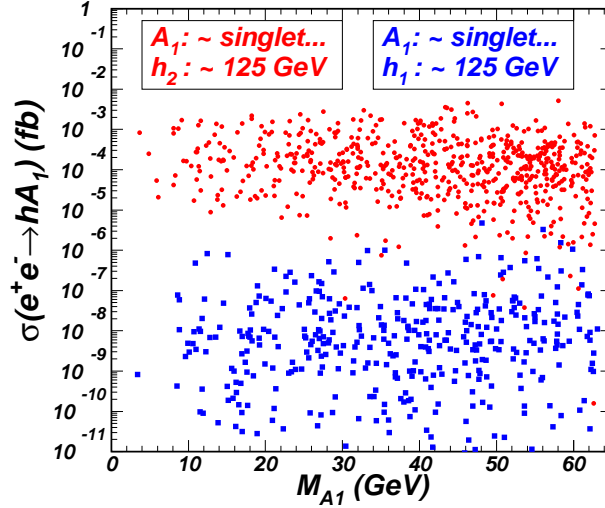


FIG. 12: Same as Fig.11, but for the cross section of hA_1 associated production at an electron-positron collider with $\sqrt{s} = 250$ GeV.

hardly be utilized to search for the scalar.

Next we investigate the possibility of searching for A_1 at the LHC via the decay $h \rightarrow A_1 A_1 \rightarrow 4b$. Such an issue has been discussed in [47, 48] and it was found that the process $pp \rightarrow Vh \rightarrow l + 4b + X$ ($V = W, Z$, l denotes one lepton and X denotes anything) is well suited for such a search. In this work, we fix $m_h = 125$ GeV and perform an analysis as in [47]. The signal contains at least one isolated lepton, e or μ , and exactly 4 b -tagged jets. The corresponding backgrounds mainly come from the $t\bar{t}$ production with one top quark decaying hadronically and the other top quark decaying semi-leptonically, the $t\bar{t}b\bar{b}$ production with

TABLE II: The rates of the signal and various backgrounds after different cuts for $m_{A_1} = 45$ GeV and $C_{4b}^2 = 0.33$.

	$t\bar{t}$	$t\bar{t} + b\bar{b}$	$t\bar{t} + c\bar{c}$	V+jets	Total bkg	Zh	W^+h	W^-h	Total signal
$\sigma_{basic\ cuts}(fb)$	12.45	3.28	0.039	0.264	16.13	0.049	0.133	0.087	0.26
$\sigma_{M_{4b}\ cut}(fb)$	0.170	0.031	0.00045	0.016	0.22	0.024	0.095	0.053	0.17

some of the top quark decay products missed, the $t\bar{t}c\bar{c}$ production with the charm quark jets mistagged as bottom quark jets and also the $W/Z + 4b$ production processes. In our simulation, the signal and background processes are modeled with MadGraph 5 [49], which includes Pythia 6.4 [50] for initial and final state radiation, parton shower and hadronization, and pass through the fast detector simulation with DELPHES [51]. Jets are reconstructed with FastJet [52, 53] by using the anti- k_T algorithm with a distance parameter of 0.5. The cuts we considered are:

- The basic cuts:

$$p_T(j) \geq 15 \text{ GeV}, \quad |\eta(j)| \leq 2.5, \quad p_T(l) \geq 15 \text{ GeV}, \quad |\eta(l)| \leq 2.5, \quad (10)$$

$$\Delta R(b, b) \geq 0.4, \quad \Delta R(b, l) \geq 0.4,$$

where p_T denotes the transverse momentum, η represents pseudorapidity and $\Delta R(b, j) = \sqrt{(\Delta\eta)^2 + (\Delta\phi)^2}$ is the angular separation of the b-jet and the particle j ($j = b, l$).

- $|M_{4b} - 115| \leq 15$ GeV with M_{4b} denoting the invariant mass of the four bottom quarks. This cut is motivated by the fact that the four bottom quarks originate from the SM-like Higgs boson decay, and due to possible momentum missing in the jet reconstruction, M_{4b} is peaked at about 115 GeV instead of at the Higgs boson mass [54].

Moreover, in order to get a realistic estimation of the signal and backgrounds, we also assume a b-tagging efficiency of 70% for a bottom quark jet and a mis-tagging probability of 5% (1%) for a charm quark jet (light quark or gluon jet).

Noticing that the signal rate after the cuts depends only on an overall scaling factor

$$C_{4b}^2 = \left(\frac{g_{VVh}^{NMSSM}}{g_{VVh}^{SM}}\right)^2 \times Br(h \rightarrow A_1 A_1) \times (Br(A_1 \rightarrow b\bar{b}))^2, \quad (11)$$

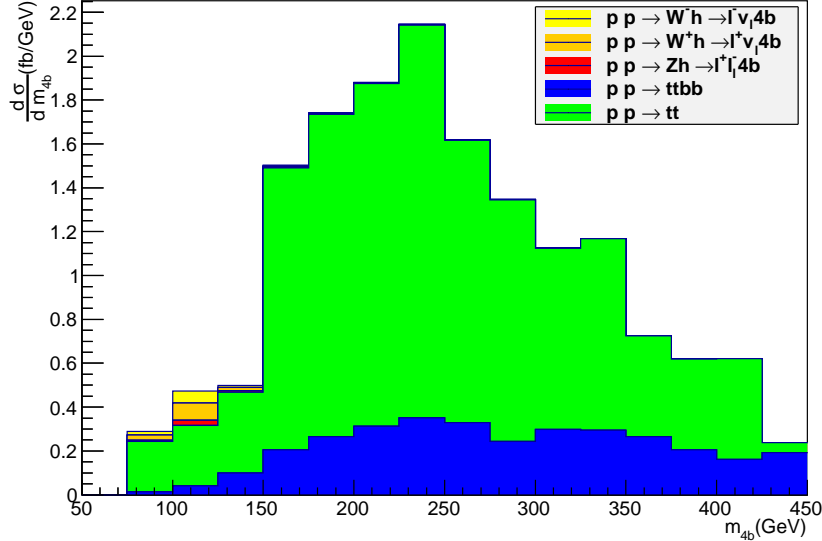


FIG. 13: The invariant mass M_{4b} distribution for the signal and the backgrounds after the basic cuts. Here we fix $m_{A_1} = 45$ GeV and $C_{4b}^2 = 0.33$.

which determines the cross section of the process $pp \rightarrow Vh \rightarrow V4b$ at the LHC, and the mass of A_1 which determines the cut efficiency, we fix $m_{A_1} = 45$ GeV and $C_{4b}^2 = 0.33$, and illustrate the distributions of M_{4b} for both the signal and various backgrounds in Fig.13. We also list the rates of the signal and the backgrounds after different cuts in Table II. These results indicate that the M_{4b} cut is very efficient in suppressing the backgrounds, and also that the $t\bar{t}$ background is still dominant over other backgrounds after the cut. Moreover, for the benchmark point we considered, we estimate that its significance S/\sqrt{B} is about 6.37 for an integrated luminosity of 300 fb^{-1} .

In order to exhibit the capability of the LHC in the A_1 search, in Fig.14 we plot the 3σ samples together with the significance curves of $S/\sqrt{B} = 2, 3, 5$ for an luminosity of 300 fb^{-1} on the m_{A_1} versus C_{4b}^2 plane. This figure shows that in order to discover the light scalar, C_{4b}^2 should be larger than 1 for $m_{A_1} \lesssim 25$ GeV, and with the increase of m_{A_1} , the requirement on C_{4b}^2 decreases to 0.2 for $m_{A_1} = 60$ GeV. We can also see that nearly all of the 3σ samples in the two scenarios are under the $S/\sqrt{B} = 5$ curve, which means that in order to discover the light scalar a luminosity over 300 fb^{-1} is needed.

Compared with the simulation result in [47], we note our significance is much lower. The reason is that the authors of [47] performed the simulation at parton level, while in our analyse we considered the initial and final state radiation, the parton shower and the

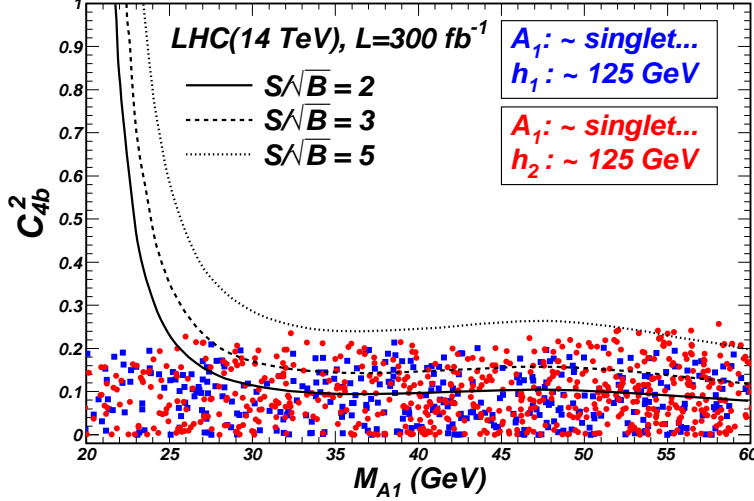


FIG. 14: Same as Fig.11, but projected on the plane of M_{A_1} versus C_{4b}^2 . The significance of the LHC-14 for 300 fb^{-1} integrated luminosity is also plotted on this plane.

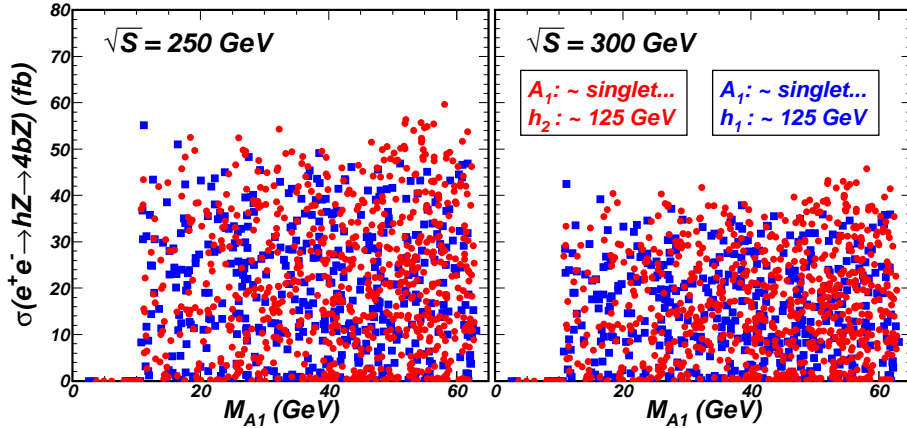


FIG. 15: Same as Fig.12, but for the cross section of the process $e^+e^- \rightarrow Zh \rightarrow Z4b$ at an electron-positron collider with $\sqrt{s} = 250 \text{ GeV}$ and 300 GeV respectively.

hadronization effect with Pythia, the detector effect with DELPHES, and the reconstruction of jets with FastJet. Consequently, the M_{4b} distribution of the $t\bar{t}$ production moves towards lower end so that the $t\bar{t}$ production is still the dominant background after the cuts. This is quite different from the results of [47] where the main background comes from the $t\bar{t}b\bar{b}$ production. Another consequence of our treatment is that the jet reconstruction can hurt both the signal and the backgrounds greatly, especially for our case where the signal contains exactly four b-jets. We checked that if we perform the simulation at parton level as in [47], we can reproduce its results.

Finally, since the properties of h can be precisely measured though the Zh associated

production at an electron-positron collider, we also calculate the cross section of the process $e^+e^- \rightarrow Zh \rightarrow Z4b$ for a collision energy $\sqrt{s} = 250$ GeV and 300 GeV respectively. The results are shown in Fig.15. This figure indicates that, as far as the 3σ samples in Case A are concerned, the rate can be as large as 56 fb for $\sqrt{s} = 250$ GeV. Compared with the same final state at the LHC with $\sqrt{s} = 14$ TeV, although such a production rate is only about one fourth, the signal is free of the backgrounds listed in Table II. So a rather low production rate at an electron-positron collider may result in the A_1 discovery. We checked that a production rate over 10 fb corresponds to $C_{4b}^2 > 0.04$ (such a small C_{4b}^2 is not accessible at the LHC for 300 fb^{-1} integrated luminosity). Fig.15 also indicates that, since the Zh associated production is a s -channel process, the signal rate decreases as the increase of the collision energy.

V. CONCLUSION

In the NMSSM, due to the introduction of one new gauge singlet Higgs field, one of the neutral Higgs scalars (CP-even or CP-odd) may be lighter than half the SM-like Higgs boson. In this case, the SM-like Higgs boson h can decay into the scalar pair and consequently the visible $\gamma\gamma$ and ZZ^* signal rates at the LHC will be suppressed. In this work, we checked the constraints of the latest LHC Higgs data on such a possibility. First, we scanned comprehensively the parameter space of the NMSSM by considering various experimental constraints. Then we focused on the surviving samples which predict a light scalar. According to the properties of the scalar, we categorized the samples into three cases: Case A ($A_1 < h/2$, singlet dominated), Case B ($A_1 < h/2$, doublet dominated) and Case C ($h_1 < h/2$, singlet dominated). For the surviving samples we performed a fit using the latest LHC Higgs data. We found that the Higgs data can severely constrain the parameter space, e.g., for Case A and Case C, less than one fifth of the surviving samples are allowed by the Higgs data at 3σ level, and for Case B all samples are actually ruled out. We further focused on the 3σ samples allowed by the Higgs data and analysed the properties of the light scalar, including its favored parameter region, its composition as well as the ratio of h decay into the scalar pair. Finally, we examined the detection of such a scalar at future colliders. From our analysis we obtained the following observations:

- (i) Without the LHC Higgs data, the light Higgs boson A_1 can be either singlet-dominated

or doublet-dominated; while after considering the constraints from the Higgs data, it should be highly singlet dominated.

- (ii) In the ‘SM-like h_1 ’ and ‘SM-like h_2 ’ scenarios of Case A, the Higgs data require the branching ratio of $h \rightarrow A_1 A_1$ to be less than 28% and 34% respectively; while in the ‘SM-like h_2 ’ scenario of Case C, the Higgs data require the ratio of $h \rightarrow h_1 h_1$ to be less than 28%.
- (iii) An efficient way at the LHC to detect the light scalar is through the Vh ($V = W, Z$) associated production with h decaying exotically into four bottom quarks. A detailed Monte Carlo simulation indicates that, if the branching ratio of the exotic decay is less than 30%, more than 300 fb^{-1} luminosity is needed to discover the scalar. At a future electron-positron collider with $\sqrt{s} \simeq 250 \text{ GeV}$, the capability to detect the light scalar may be greatly improved by looking for the process $e^+e^- \rightarrow Zh \rightarrow ZA_1A_1 \rightarrow Z4b$.

Acknowledgement

This work was supported in part by the National Natural Science Foundation of China (NNSFC) under grant Nos. 10821504, 11135003, 10775039, 11075045, by Specialized Research Fund for the Doctoral Program of Higher Education with grant No. 20104104110001, and by the Project of Knowledge Innovation Program (PKIP) of Chinese Academy of Sciences under grant No. KJCX2.YW.W10.

-
- [1] G. Aad *et al.* [ATLAS Collaboration], Phys. Lett. B **716** (2012) 1.
 - [2] S. Chatrchyan *et al.* [CMS Collaboration], Phys. Lett. B **716** (2012) 30.
 - [3] Bruno Mansoulié, talk at the Rencontres de Moriond EW 2013, On behalf of the ATLAS collaboration.
 - [4] [CMS Collaboration], CMS-PAS-HIG-13-005.
 - [5] [ATLAS Collaboration], ATLAS-CONF-2013-034.
 - [6] J. Cao *et al.*, JHEP **1203**, 086 (2012) [arXiv:1202.5821 [hep-ph]].
 - [7] U. Ellwanger, JHEP **1203** (2012) 044;
M. Carena *et al.* JHEP **1203** (2012) 014;

- S. Heinemeyer, O. Stal, G. Weiglein, Phys. Lett. B **710** (2012) 201;
- L. J. Hall, D. Pinner, J. T. Ruderman, JHEP **1204** (2012) 131;
- A. Arbey, M. Battaglia, F. Mahmoudi, Eur. Phys. J. C **72** (2012) 1906;
- A. Arvanitaki, G. Villadoro, JHEP **1202** (2012) 144;
- N. D. Christensen, T. Han, S. Su, Phys. Rev. D **85** (2012) 115018;
- P. Lodone, Int. J. Mod. Phys. A **27** (2012) 1230010;
- K. Hagiwara, J. S. Lee, J. Nakamura, JHEP **1210** (2012) 002;
- V. Barger, M. Ishida and W. -Y. Keung, Phys. Rev. D **87** (2013) 015003;
- F. Boudjema and G. D. La Rochelle, Phys. Rev. D **86** (2012) 115007;
- P. Bechtle *et al.*, Eur. Phys. J. C **73** (2013) 2354;
- J. Ke *et al.*, Phys. Lett. B **723** (2013) 113;
- K. Cheung, C. -T. Lu and T. -C. Yuan, Phys. Rev. D **87** (2013) 075001;
- R. S. Hundi, Phys. Rev. D **87** (2013) 115005;
- A. Chakraborty *et al.*, arXiv:1301.2745 [hep-ph];
- J. L. Feng, arXiv:1302.6587 [hep-ph];
- T. Han, Z. Liu and A. Natarajan, JHEP **1311** (2013) 008;
- T. Han, T. Li, S. Su and L. -T. Wang, arXiv:1306.3229 [hep-ph];
- K. Kowalska and E. M. Sessolo, arXiv:1307.5790 [hep-ph].
- [8] S. F. King, M. Muhlleitner, R. Nevzorov, Nucl. Phys. B **860** (2012) 207;
- U. Ellwanger, C. Hugonie, Adv. High Energy Phys. **2012** (2012) 625389;
- R. Benbrik *et al.*, Eur. Phys. J. C **72** (2012) 2171;
- J. F. Gunion, Y. Jiang, S. Kraml, Phys. Lett. B **710** (2012) 454; JHEP **1210** (2012) 072;
- K. Agashe, Y. Cui and R. Franceschini, JHEP **1302** (2013) 031;
- T. Gherghetta *et al.*, JHEP **1302** (2013) 032;
- S. F. King, M. Mhlleitner, R. Nevzorov and K. Walz, Nucl. Phys. B **870** (2013) 323;
- K. Kowalska *et al.*, Phys. Rev. D **87** (2013) 115010;
- L. Aparicio *et al.*, JHEP **1302** (2013) 084;
- N. D. Christensen, T. Han, Z. Liu and S. Su, JHEP **1308** (2013) 019;
- M. Badziak, M. Olechowski and S. Pokorski, JHEP **1306** (2013) 043;
- T. Cheng and T. Li, Phys. Rev. D **88** (2013) 015031;
- T. Cheng, J. Li, T. Li and Q. -S. Yan, arXiv:1304.3182 [hep-ph];

- S. Moretti, S. Munir and P. Poulose, arXiv:1305.0166 [hep-ph].
- [9] J. Cao *et al.*, JHEP **1304** (2013) 134; JHEP **1211** (2012) 039; arXiv:1301.4641 [hep-ph];
 U. Ellwanger, JHEP **1308** (2013) 077; arXiv:1309.1665 [hep-ph];
 C. Han *et al.*, arXiv:1304.5724 [hep-ph]; arXiv:1307.3790 [hep-ph]; arXiv:1308.5307 [hep-ph];
 W. Wang, J. M. Yang and L. L. You, JHEP **1307** (2013) 158.
- [10] J. Cao *et al.*, JHEP **1210** (2012) 079 [arXiv:1207.3698 [hep-ph]].
- [11] J. Cao *et al.*, Phys. Lett. B **710**, 665 (2012) [arXiv:1112.4391 [hep-ph]].
- [12] J. Cao, *et al.*, JHEP **1206**, 145 (2012); Phys. Rev. D **79**, 091701 (2009).
- [13] H. Baer *et al.*, Phys. Rev. D **85** (2012) 075010; JHEP **1205** (2012) 091; Phys. Rev. D **87**
 (2013) 3, 035017;
 O. Buchmueller *et al.*, Eur. Phys. J. C **72** (2012) 2020;
 S. Akula *et al.*, Phys. Rev. D **85**, 075001 (2012);
 M. Kadastik *et al.*, JHEP **1205** (2012) 061;
 J. L. Feng, K. T. Matchev and D. Sanford, Phys. Rev. D **85** (2012) 075007;
 L. Aparicio, D. G. Cerdeno, L. E. Ibanez, JHEP **1204** (2012) 126;
 J. Ellis *et al.*, Eur. Phys. J. C **72** (2012) 2005; Eur. Phys. J. C **73** (2013) 2403;
 Z. Kang *et al.*, Phys. Rev. D **86** (2012) 095020;
 A. Fowlie *et al.*, Phys. Rev. D **86** (2012) 075010;
 S. Akula, P. Nath, G. Peim, Phys. Lett. B **717** (2012) 188;
 O. Buchmueller *et al.*, Eur. Phys. J. C **72** (2012) 2243.
- [14] U. Ellwanger, C. Hugonie and A. M. Teixeira, Phys. Rept. **496**, 1 (2010);
 M. Maniatis, Int. J. Mod. Phys. **A25** (2010) 3505.
- [15] J. E. Kim and H. P. Nilles, Phys. Lett. B **138** (1984) 150.
- [16] M. Bastero-Gil *et al.*, Phys. Lett. B **489**, 359 (2000);
 A. Delgado *et al.*, Phys. Rev. Lett. **105**, 091802 (2010);
 S. F. King and P. L. White, Phys. Rev. D **52** (1995) 4183;
 R. Dermisek and J. F. Gunion, Phys. Rev. Lett. **95** (2005) 041801; Phys. Rev. D **76** (2007)
 095006;
 G. G. Ross and K. Schmidt-Hoberg, Nucl. Phys. B **862** (2012) 710;
 Z. Kang, J. Li and T. Li, JHEP **1211** (2012) 024;
 A. Farzinnia, H. -J. He and J. Ren, arXiv:1308.0295 [hep-ph].

- [17] R. Dermisek, J. F. Gunion and B. McElrath, Phys. Rev. D **76** (2007) 051105;
R. Dermisek and J. F. Gunion, Phys. Rev. D **81** (2010) 075003; Phys. Rev. D **79** (2009) 055014;
F. Domingo *et al.*, JHEP **0901** (2009) 061;
Z. Heng *et al.*, Phys. Rev. D **77** (2008) 095012;
A. Arhrib *et al.*, JHEP **0703** (2007) 073;
S. Andreas *et al.*, JHEP **1008** (2010) 003;
X. -G. He, J. Tandean and G. Valencia, JHEP **0806** (2008) 002.
- [18] F. Mahmoudi, J. Rathsman, O. Stal and L. Zeune, Eur. Phys. J. C **71** (2011) 1608.
- [19] D. G. Cerdeno, P. Ghosh and C. B. Park, JHEP **1306** (2013) 031.
- [20] D. G. Cerdeno, P. Ghosh, C. B. Park and M. Peiro, arXiv:1307.7601 [hep-ph].
- [21] J. -J. Cao *et al.*, Phys. Lett. B **703** (2011) 292 [arXiv:1104.1754 [hep-ph]];
J. Kozaczuk and S. Profumo, arXiv:1308.5705 [hep-ph].
- [22] M. Almarashi and S. Moretti, Phys. Rev. D **84** (2011) 015014;
C. S. Kim, K. Y. Lee and J. Park, Phys. Rev. D **85** (2012) 117702.
- [23] D. A. Vasquez *et al.*, Phys. Rev. D **86** (2012) 035023.
- [24] D. J. Miller, R. Nevzorov and P. M. Zerwas, Nucl. Phys. B **681** (2004) 3.
- [25] J. Beringer *et al.* [Particle Data Group Collaboration], Phys. Rev. D **86** (2012) 010001.
- [26] U. Ellwanger, J. F. Gunion and C. Hugonie, JHEP **0502**, 066 (2005);
U. Ellwanger and C. Hugonie, Comput. Phys. Commun. **175**, 290 (2006).
- [27] [BaBar Collaboration], Phys. Rev. Lett. **108** (2012) 211801; Phys. Rev. D **88** (2013) 031701;
Phys. Rev. D **87** (2013) 3, 031102; Phys. Rev. Lett. **107** (2013) 221803;
Phys. Rev. D **88** (2013) 071102; Phys. Rev. Lett. **107** (2011) 021804;
Phys. Rev. Lett. **103** (2013) 251801.
- [28] [BaBar Collaboration], Phys. Rev. Lett. **109** (2012) 191801;
Phys. Rev. Lett. **109**, 101802 (2012).
- [29] [LHCb Collaboration], Phys. Rev. Lett. **110** (2013) 021801.
- [30] P. A. R. Ade *et al.* [Planck Collaboration], arXiv:1303.5076 [astro-ph.CO].
- [31] E. Aprile, *et al.* [XENON100 Collaboration], Phys. Rev. Lett. **109** (2012) 181301.
- [32] J. Cao *et al.*, JHEP **1007**, 044 (2010); Phys. Rev. D **82** (2010) 051701.
- [33] P. Bechtle *et al.*, Comput. Phys. Commun. **181**, 138 (2010);

- Comput. Phys. Commun. **182**, 2605 (2011); arXiv:1305.1933 [hep-ph].
- [34] G. Altarelli and R. Barbieri, Phys. Lett. B **253**, 161 (1991);
M. E. Peskin, T. Takeuchi, Phys. Rev. D **46**, 381 (1992).
- [35] LEP and SLD Collaborations, Phys. Rept. **427** (2006) 257.
- [36] J. Cao and J. M. Yang, JHEP **0812**, 006 (2008).
- [37] T. Aaltonen *et al.* [CDF and D0 Collaborations], arXiv:1303.6346 [hep-ex].
- [38] J. Cao *et al.*, JHEP **1308** (2013) 009 [arXiv:1303.2426];
X. -F. Han *et al.*, Phys. Rev. D **87** (2013) 055004 [arXiv:1301.0090];
L. Wang, J. M. Yang and J. Zhu, Phys. Rev. D **88** (2013) 075018 [arXiv:1307.7780].
- [39] J. R. Espinosa, C. Grojean, M. Muhlleitner, M. Trott, JHEP **1205**, 097 (2012);
P. P. Giardino *et al.*, JHEP **1206**, 117(2012).
- [40] G. Belanger, B. Dumont, U. Ellwanger, J. F. Gunion and S. Kraml, JHEP **1302** (2013) 053.
- [41] F. Boudjema *et al.*, arXiv:1307.5865 [hep-ph].
- [42] U. Ellwanger, G. Espitalier-Noel and C. Hugonie, JHEP **1109** (2011) 105.
- [43] B. Ananthanarayan and P. N. Pandita, Phys. Lett. B **353** (1995) 70;
Phys. Lett. B **371** (1996) 245; Int. J. Mod. Phys. A **12** (1997) 2321.
- [44] G. Belanger *et al.*, Phys. Lett. B **723** (2013) 340.
- [45] B. Ananthanarayan *et al.*, Phys. Rev. D **87** (2013) 115021.
- [46] J. Cao, Z. Heng and J. M. Yang, JHEP **1011** (2010) 110.
- [47] K. Cheung, J. Song and Q. -S. Yan, Phys. Rev. Lett. **99**, 031801 (2007).
- [48] M. Carena, T. Han, G. -Y. Huang and C. E. M. Wagner, JHEP **0804**, 092 (2008).
- [49] J. Alwall, M. Herquet, F. Maltoni, O. Mattelaer and T. Stelzer, JHEP **1106**, 128 (2011).
- [50] T. Sjostrand, S. Mrenna and P. Z. Skands, JHEP **0605**, 026 (2006).
- [51] J. de Favereau *et al.*, arXiv:1307.6346 [hep-ex].
- [52] M. Cacciari, G. P. Salam and G. Soyez, Eur. Phys. J. C **72** (2012) 1896.
- [53] M. Cacciari and G. P. Salam, Phys. Lett. B **641** (2006) 57.
- [54] Similar result is also obtained in, for example, B. Coleppa, F. Kling and S. Su, arXiv:1308.6201 [hep-ph].