

# **Reflected Generalized Beta Inverse Weibull Distribution: definition and properties**

**Ibrahim Elbatal**

Institute of Statistical Studies and Research, Department of Mathematical Statistics  
Cairo University - Egypt.  
[i\\_elbatal@staff.cu.edu.eg](mailto:i_elbatal@staff.cu.edu.eg)

**Francesca Condino\***      and      **Filippo Domma**

Department of Economics, Statistics and Finance  
University of Calabria - Italy.  
[f.domma@unical.it](mailto:f.domma@unical.it)    and    [francesca.condino@unical.it](mailto:francesca.condino@unical.it)

\* **Corresponding author: [francesca.condino@unical.it](mailto:francesca.condino@unical.it)**

# Reflected Generalized Beta Inverse Weibull Distribution: definition and properties

## Abstract

In this paper we study a broad class of distribution functions which is defined by means of reflected generalized beta distribution. This class includes that of Beta-generated distribution as a special case. In particular, we use this class to extend the Inverse Weibull distribution in order to obtain the Reflected Generalized Beta Inverse Weibull Distribution. For this new distribution, moments, entropy, order statistics and a reliability measure are derived. The link between the Inverse Weibull and the Dagum distribution is generalized. Then the maximum likelihood estimators of the parameters are examined and the observed Fisher information matrix provided. Finally, the usefulness of the model is illustrated by means of an application to real data.

**Key words:** Moments, entropy, reliability, bimodal distribution, compound distribution.

## 1 Introduction

In the literature various techniques are commonly used to extend a family of distribution function; some of these are based on simple transformations of the distribution function or of the survival function. In particular, let  $X$  be a non-negative random variable (*rv*), representing the lifetime of an individual or unit, with cumulative distribution function (*cdf*), survival function (*sf*) and probability density function (*pdf*), respectively, denoted by  $G(x; \tau)$ ,  $\bar{G}(x; \tau) = 1 - G(x; \tau)$  and  $g(x; \tau)$ , where  $\tau \in \Xi \subset \mathbb{R}^p$  with  $p \geq 1$  and  $p \in \mathbb{N}$ . The transformations  $F(x; \eta) = [G(x; \tau)]^a$  and  $\bar{F}(x; \eta) = [\bar{G}(x; \tau)]^b$  define the *proportional reversed hazard model* (or Lehmann type I distribution) and *proportional hazard model* (or Lehmann type II distribution), respectively. Usually, the distribution  $G(x; \tau)$  is denoted as a parent or baseline distribution. In this context, Marshall and Olkin [2007] point out that the parameters  $a$  and  $b$  assume the meaning of *resilience* and *frailty* parameters, respectively. In this context, it is important to observe that once a resilience or frailty parameter has been introduced, the reintroduction of the same kind of parameter does not expand the family of distribution function; for example, in the case of the Weibull distribution, the introduction of the frailty

parameter does not expand the distribution because the Weibull is already a proportional hazard family.

Further extensions of the families of distribution functions may be obtained by a combination of the two methods outlined above; a remarkable example in this direction is the Beta generated methods which, in brief, define the following *pdf*  $f_{B-G}(x; \boldsymbol{\eta}) = \frac{1}{B(a,b)}[G(x; \boldsymbol{\tau})]^{a-1}[1 - G(x; \boldsymbol{\tau})]^{b-1}g(x; \boldsymbol{\tau})$ , where  $\boldsymbol{\eta} = (a, b, \boldsymbol{\tau})$  and  $B(\cdot, \cdot)$  is the Beta function. Thus, in a sense, the ideas of both frailty and resilience are embodied in this formulation of the *pdf* [Marshall and Olkin, 2007, pag.238].

The class of Beta-generated distributions has received considerable attention in recent years. In particular, after the studies of Eugene et al. [2002] and Jones [2004], many Beta-generated distributions have been proposed. Among these, we recall the Beta-Gumbel [Nadarajah and Kotz, 2004], the Beta-Exponential [Nadarajah and Kotz, 2006] and the Beta-Weibull [Famoye et al., 2005]. The reader is referred to Barreto-Souza et al. [2010], Paranaíba et al. [2011] and Domma and Condino [2013] for the Beta-Generalized Exponential, the Beta-Burr XII and Beta-Dagum distribution, respectively, for more recent developments. A more complete list of Beta-generated distributions and an interesting review of this method for generating families of distributions can be found in Lee et al. [2013].

Moreover, the Beta generated method can be obtained by means of a transformation of a random variable, *i.e.* if  $U \sim Be(a, b)$  then the *pdf* of  $X = G^{-1}(U; \boldsymbol{\eta})$  is  $f_{B-G}(x; \boldsymbol{\eta})$ .

Recently, in order to increase the flexibility of the generator, Alexander et al. [2012] used the Generalized Beta of first type (GB1), first proposed by McDonald [1984], instead of the classic Beta function as generator. The *pdf* of a GB1 is

$$f(u; a, b, c) = \frac{c}{B(a, b)} u^{ac-1} (1 - u^c)^{b-1} \quad (1)$$

for  $u \in (0, 1)$  and  $a, b, c > 0$ . With this generator, the random variable  $X$  is said to have a generalized beta of first type (GB1) generated distribution, with *pdf* and *cdf*, respectively, given by

$$f_{GB1-G}(x; \boldsymbol{\eta}) = \frac{c}{B(a, b)} [G(x; \boldsymbol{\tau})]^{ac-1} (1 - [G(x; \boldsymbol{\tau})]^c)^{b-1} g(x; \boldsymbol{\tau}) \quad (2)$$

and

$$F_{GB1-G}(x; \boldsymbol{\eta}) = \frac{1}{B(a, b)} \int_0^{[G(x; \boldsymbol{\tau})]^c} u^{a-1} (1 - u)^{b-1} du \quad (3)$$

where  $\boldsymbol{\eta} = (a, b, c, \boldsymbol{\tau})$ .

In effect, as discussed in Alexander et al. [2012], (3) increases the flexibility of the generator for the presence of parameter  $c$ . Nevertheless, there are cases where this does not occur; in particular, when  $G(x; \boldsymbol{\tau})$  is already a reversed proportional hazard distribution. In such cases, to give effect to the expansion of the distribution function it is possible to refer to the reflected version of (1) obtained by

transformation  $v = 1 - u$ , with *pdf* and *cdf*, respectively, given by

$$f(v; a, b, c) = \frac{c}{B(a, b)} (1 - v)^{ac-1} (1 - (1 - v)^c)^{b-1} \quad (4)$$

$$F(v; a, b, c) = 1 - \frac{c}{B(a, b)} \int_0^{1-v} w^{ac-1} (1 - w^c)^{b-1} dw = 1 - \frac{B((1 - v)^c; a, b)}{B(a, b)} \quad (5)$$

for  $v \in (0, 1)$ ,  $a, b, c > 0$ , where  $B(z; a, b)$  is the incomplete beta function. Putting  $V = G(X; \tau)$ , the random variable  $X$  is said to have a reflected generalized beta of first type (rGB1) generated distribution, with *pdf* and *cdf*, respectively, given by

$$f_{rGB1-G}(x; \boldsymbol{\eta}) = \frac{c}{B(a, b)} [1 - G(x; \tau)]^{ac-1} (1 - [1 - G(x; \tau)]^c)^{b-1} g(x; \tau) \quad (6)$$

and

$$\begin{aligned} F_{rGB1-G}(x; \boldsymbol{\eta}) &= 1 - \frac{c}{B(a, b)} \int_0^{[1-G(x; \tau)]} v^{ac-1} (1 - v^c)^{b-1} dv = \\ &= 1 - \frac{1}{B(a, b)} \int_0^{[1-G(x; \tau)]^c} w^{a-1} (1 - w)^{b-1} dw = \\ &= 1 - \frac{B([1 - G(x; \tau)]^c; a, b)}{B(a, b)}. \end{aligned} \quad (7)$$

The class of generated distributions defined in (6) is called *Beta-Exponential-X family* by Lee et al. [2013]. Clearly, the baseline distribution  $G(x; \tau)$  is a special case of (7) when  $a = b = c = 1$ . If  $c = 1$  we obtain the Beta-generated distribution. Moreover, the exponentiated generalized class of distributions proposed by Cordeiro et al. [2013a] and Cordeiro et al. [2013b] turns out to be a special case of  $F_{rGB1-G}(x; \boldsymbol{\eta})$  setting  $a = 1$ . We thus observe that the latter class of distributions can be thought of as reflected Kumaraswamy-generated distributions.

For  $b > 0$  real non-integer, using the power series representation

$$(1 - [1 - G(x; \tau)]^c)^{b-1} = \sum_{j_1=0}^{\infty} p_{j_1, b} [1 - G(x; \tau)]^{cj_1} \quad (8)$$

where  $p_{j_1, b} = \frac{(-1)^{j_1} \Gamma(b)}{\Gamma(b-j_1) \Gamma(j_1+1)}$ , we can write the *pdf* (6) as

$$f_{rGB1-G}(x; \boldsymbol{\eta}) = \frac{c}{B(a, b)} \sum_{j_1=0}^{\infty} p_{j_1, b} [1 - G(x; \tau)]^{c(a+j_1)-1} g(x; \tau) \quad (9)$$

with *cdf*

$$F_{rGB1-G}(x; \boldsymbol{\eta}) = \frac{1}{B(a, b)} \sum_{j_1=0}^{\infty} \frac{p_{j_1, b}}{(a + j_1)} \{1 - [1 - G(x; \tau)]^{c(a+j_1)}\}. \quad (10)$$

The expansions of the *pdf* shown in (9) can be used to determine certain properties of *rBGI-G* distribution as, for example, the *k-th* moment,

$$\begin{aligned} E(X^k) &= \frac{c}{B(a, b)} \sum_{j_1=0}^{\infty} p_{j_1, b} \int_0^{\infty} x^k [1 - G(x; \boldsymbol{\tau})]^{c(a+j_1)-1} g(x; \boldsymbol{\tau}) dx = \\ &= \frac{c}{B(a, b)} \sum_{j_1=0}^{\infty} p_{j_1, b} E_G \{ X^k [1 - G(X; \boldsymbol{\tau})]^{c(a+j_1)-1} \} \end{aligned} \quad (11)$$

where  $E_G(\cdot)$  denotes the expectation with respect to baseline distribution  $G(X; \boldsymbol{\tau})$ . An alternative expression for the *k-th* moment is

$$E(X^k) = \frac{c}{B(a, b)} \sum_{j_1=0}^{\infty} p_{j_1, b} \sum_{j_2=0}^{\infty} p_{j_2, c(a+j_1)} E_G \{ X^k [G(X; \boldsymbol{\tau})]^{j_2} \}. \quad (12)$$

In this paper, we use the generator defined by (7) to extend the Inverse Weibull distribution. The rest of the paper is organized as follows. In *Section 2*, we define the Reflected Generalized Beta of first type Inverse Weibull distribution and derive the expansions for its distribution and probability density functions. The quantile, the moments, the entropy, the order statistics and a measure of reliability are derived in *Section 3*. In *Section 4*, the link between the Inverse Weibull distribution and the Dagum distribution is generalized. The maximum likelihood estimation is discussed in *Section 5*. An application on real data set is reported in *Section 6*. Finally, some of the mathematical results are reported in the Appendix.

## 2 Reflected Generalized Beta of first type Inverse Weibull Distribution (*rGB1-IWei*)

Several authors have highlighted the fact that there are a considerable number of contexts in which the inverse Weibull (*IWei*) distribution may be an appropriate model, mainly because the empirical hazard rate is unimodal (see, for example, Kundu and Howlader [2010]; Singh et al. [2013]). Recently, Erto [2013] has shown certain peculiar properties of the *IWei* distribution; in particular, he formulated three real and typical degenerative mechanisms which lead exactly to the *IWei* random variable. The cumulative distribution function and probability density function of the *IWei* random variable, respectively, are:

$$G_{IWei}(x; \boldsymbol{\tau}) = e^{-\gamma x^{-\theta}} \quad (13)$$

and

$$g_{IWei}(x; \boldsymbol{\tau}) = \theta \gamma x^{-\theta-1} e^{-\gamma x^{-\theta}}, \quad (14)$$

where  $\tau = (\gamma, \theta)$ , with  $k$ -th moment about zero given by

$$E(X^k) = \gamma^{\frac{k}{\theta}} \Gamma\left(1 - \frac{k}{\theta}\right) \quad (15)$$

where  $\Gamma(\cdot)$  is the Gamma function.

Recently, Gusmão et al. [2011] have tried to generalize the *IWei* distribution by introducing the *resilience* parameter in (13), *i.e.*  $G(x) = \left[e^{-\gamma x^{-\theta}}\right]^c$ , but, as highlighted by Jones [2012], the proposed distribution is only a reparametrization of  $G_{IWei}(x; \tau)$ . In other words, they do not expand the class of distributions because the authors introduce a *resilience* parameter in a *reversed proportional hazard model*. In order to extend the *IWei* distribution, given that this distribution is a *reversed hazard rate model*, we use the reflected Generalized Beta generator defined in (7). So, the *rGB1-IWei* cumulative distribution function is defined by inserting (13) in (7), *i.e.*

$$\begin{aligned} F_{rGB1-IWei}(x; \boldsymbol{\eta}) &= 1 - \frac{1}{B(a, b)} \int_0^{[1-G_{IWei}(x; \tau)]^c} v^{a-1}(1-v)^{b-1} dv \\ &= 1 - I_{([1-G_{IWei}(x; \tau)]^c)}(a, b) \end{aligned} \quad (16)$$

where  $\boldsymbol{\eta} = (\gamma, \theta, a, b, c)$  and  $I_G(a, b)$  is the incomplete beta function ratio. The corresponding *pdf* of the new distribution can be written as

$$f_{rGB1-IWei}(x; \boldsymbol{\eta}) = \frac{c\gamma\theta x^{-\theta-1} e^{-\gamma x^{-\theta}}}{B(a, b)} \left[1 - e^{-\gamma x^{-\theta}}\right]^{ac-1} \left(1 - [1 - e^{-\gamma x^{-\theta}}]^c\right)^{b-1}. \quad (17)$$

Fig.1 shows various behaviours of the density  $f_{rGB1-IWei}(x; \boldsymbol{\eta})$ , including the bimodal one, obtained for different values of parameters  $\gamma, \theta, a, b$  and  $c$ .

The hazard rate for *rGB1-IWei* distribution, given by  $h_{rGB1-IWei}(x; \boldsymbol{\eta}) = \frac{f_{rGB1-IWei}(x; \boldsymbol{\eta})}{I_{([1-G_{IWei}(x; \tau)]^c)}(a, b)}$ , is a complex functions of  $x$ . However, from the plots reported in Fig. 2, we can state that  $h_{rGB1-IWei}(x; \boldsymbol{\eta})$  is much more flexible than the hazard rate of the *IWei* distribution. In particular, by denoting the strictly increasing (decreasing) failure rate as IFR (DFR) and the hazard rate with a minimum or a maximum as Bathtub (BT) and Upside-down Bathtub (UBT), respectively, we can observe that the *rGB1-IWei* model enables us to obtain IFR and DFR hazard rates or hazard rates with a non-monotonic behaviour, such as UBT, BT-UBT or UBT-BT-UBT hazard rate. This wide range of different behaviours of the hazard rate makes the *rGB1-IWei* distribution a suitable model for reliability theory and survival analysis.

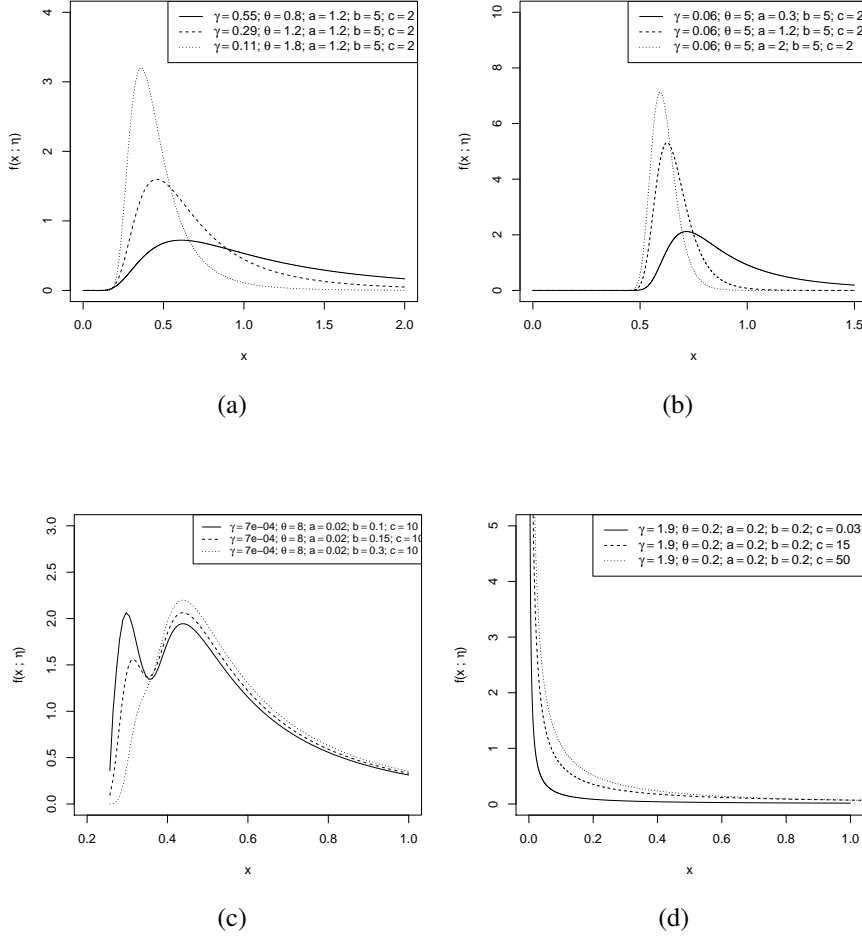


Figure 1:  $rGB1-IWei$  density for certain values of the parameters.

## 2.1 Expansions for the Cumulative Distribution Function and for the Probability Density Function

In this subsection, we present some representations of  $cdf$  and  $pdf$  of  $rGB1-IWei$  in terms of infinite sums. Using the relations (9), (13) and (14), the  $pdf$  of  $rGB1-IWei$  can be written as

$$f_{rGB1-IWei}(x; \boldsymbol{\eta}) = \frac{c}{B(a, b)} \sum_{j=0}^{\infty} p_{j,b} [1 - G_{IWei}(x; \boldsymbol{\tau})]^{c(a+j)-1} g_{IWei}(x; \boldsymbol{\tau}) \quad (18)$$

with  $cdf$  given by

$$\begin{aligned} F_{rGB1-IWei}(x; \boldsymbol{\eta}) &= \frac{1}{B(a, b)} \sum_{j=0}^{\infty} \frac{p_{j,b}}{(a+j)} \left\{ 1 - [1 - G_{IWei}(x; \boldsymbol{\tau})]^{c(a+j)} \right\} \\ &= \frac{1}{B(a, b)} \sum_{j=0}^{\infty} \frac{p_{j,b}}{(a+j)} \left\{ 1 - [1 - e^{-\gamma x^{-\theta}}]^{c(a+j)} \right\} \end{aligned} \quad (19)$$

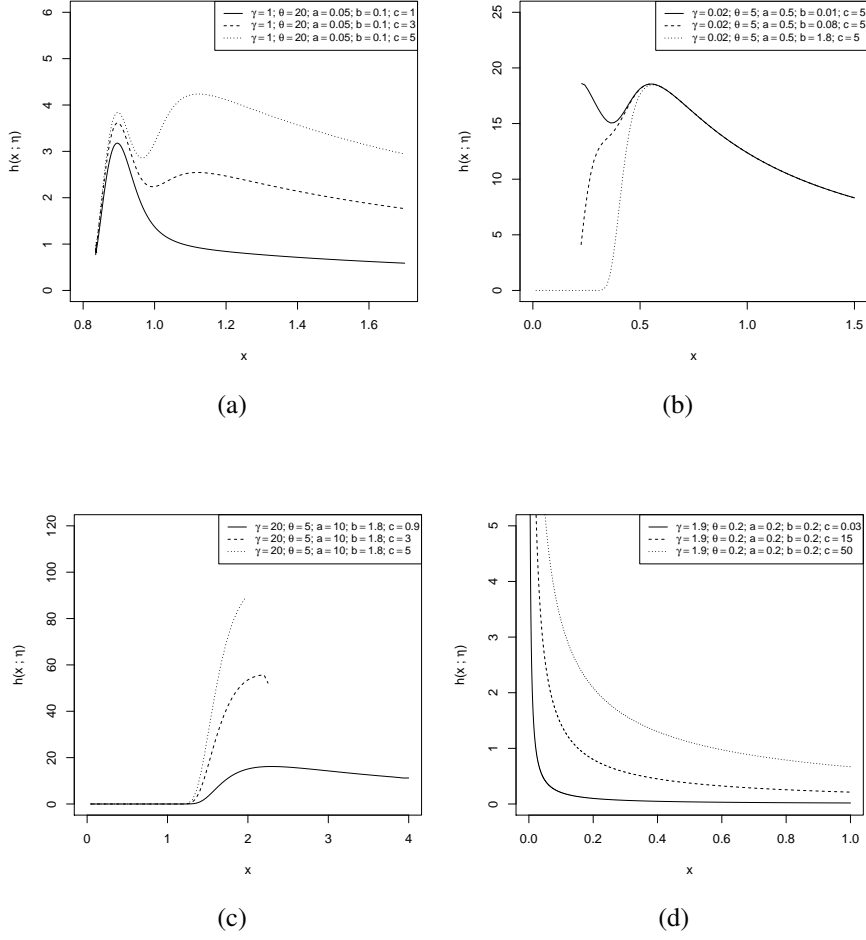


Figure 2:  $rGB1-IWei$  hazard rate for certain values of the parameters.

Another expansion of  $f_{rGB1-IWei}(x; \boldsymbol{\eta})$  may be derived from the following relation between *pdf* and *cdf* of a *IWei* distribution, *i.e.*  $g_{IWei}(x; \boldsymbol{\tau}) = \gamma \theta x^{-\theta-1} G_{IWei}(x; \boldsymbol{\tau})$ . After algebra, we can write  $f_{rGB1-IWei}(x; \boldsymbol{\eta})$  in term of an infinite sum of *IWei* density functions, *i.e.*

$$f_{rGB1-IWei}(x; \boldsymbol{\eta}) = \frac{c}{B(a, b)} \sum_{j_1=0}^{\infty} p_{j_1, b} \left( \sum_{j_2=0}^{\infty} \frac{p_{j_2, c(a+j_1)}}{(j_2+1)} g_{IWei}(x; \gamma(j_2+1), \theta) \right). \quad (20)$$

The linear combination (20) enables us to obtain some mathematical properties of the  $rGB1-IWei$  distribution directly from those of the *IWei* distribution such as the moments, moment generating function and reliability.



### 3 Statistical Properties

This section is devoted to studying the statistical properties of the  $rGBI-IWei$  distribution, specifically quantile function, moments and moment generating function, entropy, order statistics and reliability.

#### 3.1 Quantile of $rGBI-IWei$

The quantile  $x_q$  of the  $rGBI-IWei$  distribution can be easily obtained considering that

$$q = F_{rGBI-IWei}(X \leq x_q; \boldsymbol{\eta}) = 1 - I_{([1-G_{IWei}(x_q; \boldsymbol{\tau})]^c)}(a, b)$$

from which

$$[1 - G_{IWei}(x_q; \boldsymbol{\tau})]^c = [1 - e^{-\gamma(x_q)^\theta}]^c = I^{-1}(1 - q; a, b)$$

and

$$x_q = \left\{ -\frac{1}{\gamma} \ln \left( 1 - [I^{-1}(1 - q; a, b)]^{1/c} \right) \right\}^{-1/\theta}. \quad (21)$$

The median can be derived from (21) by setting  $q = \frac{1}{2}$ , that is,

$$Med_{(rGBI-IWei)} = \left\{ -\frac{1}{\gamma} \ln \left( 1 - [I^{-1}(0.5; a, b)]^{1/c} \right) \right\}^{-1/\theta}. \quad (22)$$

#### 3.2 Moments and Moment Generating Function

In this subsection we discuss the  $r_{th}$  moment for the  $rGBI-IWei$  distribution. Moments are necessary in any statistical analysis, especially in applications. They can be used to study the most important features and characteristics of a distribution (e.g., tendency, dispersion, skewness and kurtosis).

**Proposition 1** . If  $X$  has  $rGBI-IWei$  distribution, then the  $r_{th}$  moment of  $X$  is given by the following

$$\mu_r(\boldsymbol{\eta}) = \frac{c}{B(a, b)} \sum_{j_1=0}^{\infty} p_{j_1, b} \left( \sum_{j_2=0}^{\infty} \frac{p_{j_2, c(a+j_1)}}{(j_2+1)} \cdot [(j_2+1)\gamma]^\frac{r}{\theta} \cdot \Gamma\left(1 - \frac{r}{\theta}\right) \right) \quad (23)$$

**Proof.** It is an immediate consequence of the expansions of the  $pdf$  defined in (20) and by equation (15).

Based on the first four moments the measures of skewness  $A(\boldsymbol{\eta})$  and kurtosis  $k(\boldsymbol{\eta})$  of the  $rGBI-IWei$  distribution can be obtained as

$$A(\boldsymbol{\eta}) = \frac{\mu_3(\boldsymbol{\eta}) - 3\mu_1(\boldsymbol{\eta})\mu_2(\boldsymbol{\eta}) + 2\mu_1^3(\boldsymbol{\eta})}{[\mu_2(\boldsymbol{\eta}) - \mu_1^2(\boldsymbol{\eta})]^\frac{3}{2}},$$

and

$$k(\boldsymbol{\eta}) = \frac{\mu_4(\boldsymbol{\eta}) - 4\mu_1(\boldsymbol{\eta})\mu_3(\boldsymbol{\eta}) + 6\mu_1^2(\boldsymbol{\eta})\mu_2(\boldsymbol{\eta}) - 3\mu_1^4(\boldsymbol{\eta})}{[\mu_2(\boldsymbol{\eta}) - \mu_1^2(\boldsymbol{\eta})]^2}.$$

Plots of the skewness and kurtosis measures of the  $rGBI-IWei$  distribution for selected values of parameters are reported in Fig. 3 and Fig. 4.

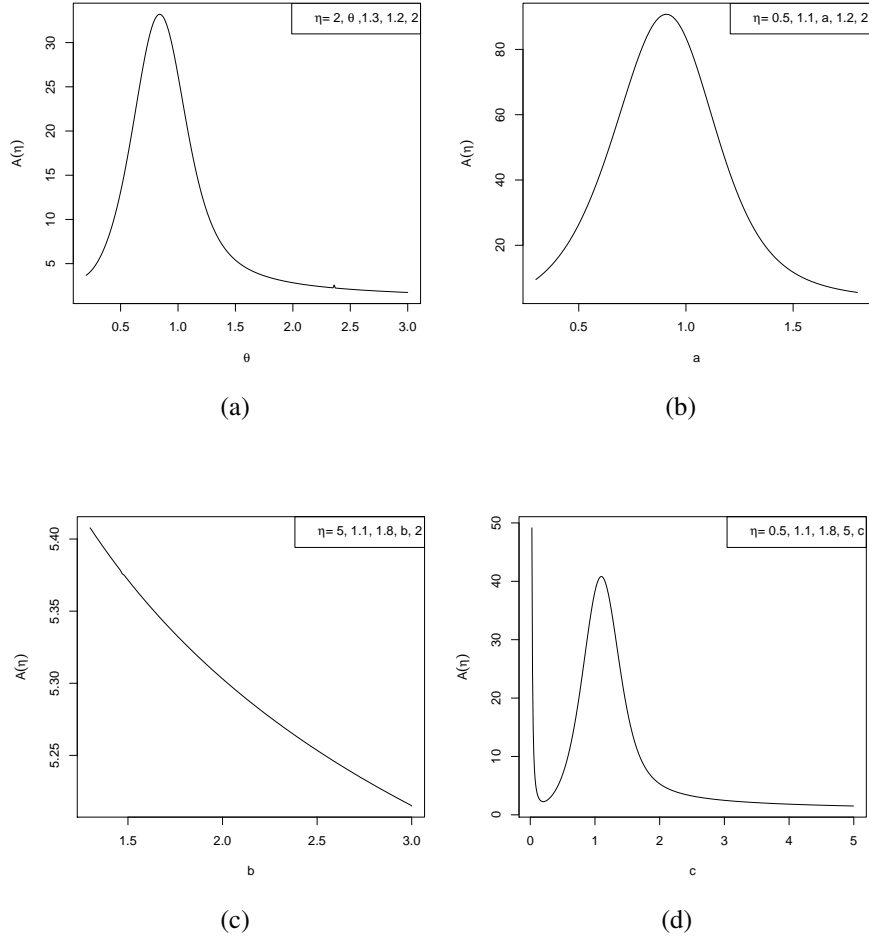


Figure 3: Skewness measures of the  $rGBI-IWei$  distribution for certain values of parameters.

Now, we shall derive the moment generating function of  $rGBI-IWei$  distribution.

**Proposition 2** . If  $X$  has  $rGBI-IWei$  distribution, then the moment generating function  $M_X(t)$  has the following form

$$M_X(t) = \sum_{r=0}^{\infty} \binom{t^r}{r!} \frac{c}{B(a, b)} \sum_{j_1=0}^{\infty} p_{j_1, b} \left( \sum_{j_2=0}^{\infty} \frac{p_{j_2, c(a+j_1)}}{(j_2+1)} \right) [\gamma(j_2+1)]^{\frac{r}{\theta}} \Gamma\left(1 - \frac{r}{\theta}\right). \quad (24)$$

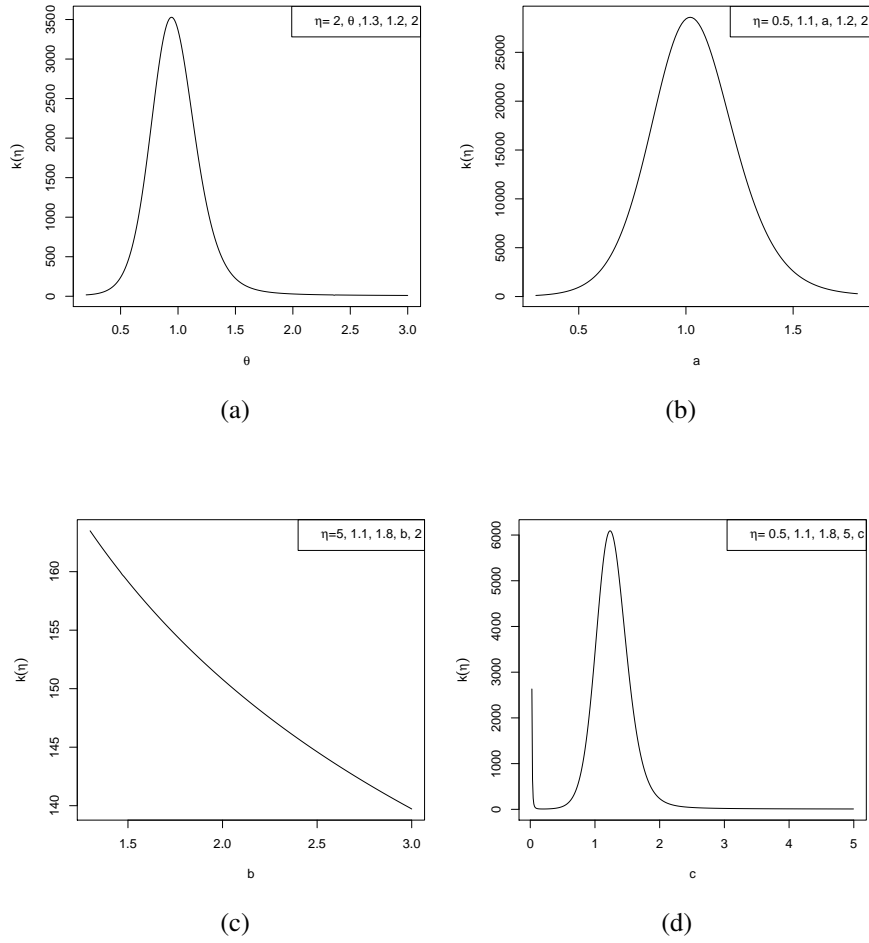


Figure 4: Kurtosis measures of the  $rGB1-IWei$  distribution for certain values of parameters.

**Proof.** Using the series expansion  $e^{tx} = \sum_{r=0}^{\infty} \frac{(tx)^r}{r!}$ , we can write

$$M_X(t) = \sum_{r=0}^{\infty} \frac{(t)^r}{r!} \int_0^{\infty} x^r f_{rGB1-IWei}(x; \boldsymbol{\eta}) dx = \sum_{r=0}^{\infty} \frac{(t)^r}{r!} \mu_r(\boldsymbol{\eta}). \quad (25)$$

Substituting (23) into (25) we get the expression of  $M_X(t)$ .

### 3.3 Entropy

The concept of entropy plays a vital role in information theory. The entropy of a random variable is defined in terms of its probability distribution and can be shown to be a valid measure of randomness or uncertainty. In this section we present Rényi entropy  $I_R(\rho)$  and Shannon entropy  $H(f_{rGB1-IWei}(x; \boldsymbol{\eta}))$ .

**Proposition 3** . If  $X$  has  $rGB1-IWei$  distribution, then the Rényi entropy is given by

$$I_R(\rho) = \frac{\rho}{1-\rho} \log \left( \frac{c}{B(a,b)} \right) + \frac{1}{1-\rho} \log \Gamma \left( \rho + \frac{(\rho-1)}{\theta} \right) - \log(\gamma\theta) \\ + \frac{1}{1-\rho} \log \left( \sum_{j_1=0}^{\infty} \sum_{j_2=0}^{\infty} \frac{p_{j_1, \rho(b-1)+1} p_{j_2, \rho(ac-1)+j_1c+1}}{[(j_2 + \rho)\gamma]^{\rho + \frac{(\rho-1)}{\theta}}} \right) \quad (26)$$

**Proof.** The Rényi entropy is defined as

$$I_R(\rho) = \frac{1}{1-\rho} \log \left[ \int_0^{\infty} f_{rGB1-IWei}(x; \boldsymbol{\eta})^{\rho} dx \right],$$

where  $\rho > 0$ , and  $\rho \neq 1$ . For the  $rGB1-IWei$  distribution, using the power series representation, the integral in  $I_R(\rho)$  can be reduced to

$$\int_0^{\infty} f_{rGB1-IWei}(x; \boldsymbol{\eta})^{\rho} dx = \\ = \left( \frac{c\gamma\theta}{B(a,b)} \right)^{\rho} \sum_{j_1=0}^{\infty} \sum_{j_2=0}^{\infty} p_{j_1, \rho(b-1)+1} p_{j_2, \rho(ac-1)+j_1c+1} \int_0^{\infty} x^{-\rho(\theta+1)} e^{-(j_2+\rho)\gamma x^{-\theta}} dx.$$

Setting  $\gamma(j_2 + \rho)x^{-\theta} = w$ , after algebra, we obtain

$$\int_0^{\infty} f_{rGB1-IWei}(x; \boldsymbol{\eta})^{\rho} dx = \left( \frac{c\gamma\theta}{B(a,b)} \right)^{\rho} \frac{\Gamma \left( \rho + \frac{(\rho-1)}{\theta} \right)}{\gamma\theta} \sum_{j_1=0}^{\infty} \sum_{j_2=0}^{\infty} \frac{p_{j_1, \rho(b-1)+1} p_{j_2, \rho(ac-1)+j_1c+1}}{[(j_2 + \rho)\gamma]^{\rho + \frac{(\rho-1)}{\theta}}}$$

through simple algebra we obtain (26).

**Proposition 4** . If  $X$  has  $rGB1-IWei$  distribution, then the Shannon entropy is given by

$$H(f_{rGB1-IWei}(x; \boldsymbol{\eta})) = -\log \left( \frac{c\theta\gamma}{B(a,b)} \right) + \frac{c}{B(a,b)} \sum_{j_1=0}^{\infty} \sum_{j_2=0}^{\infty} p_{j_1, b} p_{j_2, c(a+j_1)} \\ \left\{ \frac{(\theta+1)}{\theta} \left( \frac{\log [(j_2+1)\gamma] - \Gamma'(1)}{(j_2+1)} \right) - \frac{(ac-1)}{(j_2+1)} [\psi(1) - \psi(j_2+2)] + \right. \\ \left. + \frac{1}{(j_2+1)^2} - (b-1) \sum_{i=0}^{\infty} \frac{p_{i, j_2+1}}{(i+1)} \left[ \psi(1) - \psi \left( \frac{i+1}{c} + 1 \right) \right] \right\} \quad (27)$$

**Proof.** The Shannon entropy is given by

$$H(f_{rGB1-IWei}(x; \boldsymbol{\eta})) = -E [\log f_{rGB1-IWei}(x; \boldsymbol{\eta})] \\ = -\log(c\gamma\theta) + \log B(a,b) + (\theta+1)E [\log(X)] \\ + E [\gamma X^{-\theta}] - (ac-1)E \left\{ \log \left[ 1 - e^{-\gamma X^{-\theta}} \right] \right\} \\ - (b-1)E \left\{ \log \left( 1 - \left[ 1 - e^{-\gamma X^{-\theta}} \right]^c \right) \right\}.$$

Using the power series representation, we have

$$\begin{aligned}
E[\log(X)] &= \frac{c\theta\gamma}{B(a,b)} \sum_{j_1=0}^{\infty} \sum_{j_2=0}^{\infty} p_{j_1,b} p_{j_2,c(a+j_1)} \int_0^{\infty} \log(x) x^{-(\theta+1)} e^{-(j_2+1)\gamma x^{-\theta}} dx \\
&= \frac{c}{B(a,b)} \sum_{j_1=0}^{\infty} \sum_{j_2=0}^{\infty} \frac{p_{j_1,b} p_{j_2,c(a+j_1)}}{\theta(j_2+1)} \int_0^{\infty} \{\log[(j_2+1)\gamma] - \log(w)\} e^{-w} dw = \\
&= \frac{c}{B(a,b)} \sum_{j_1=0}^{\infty} \sum_{j_2=0}^{\infty} \frac{p_{j_1,b} p_{j_2,c(a+j_1)}}{\theta(j_2+1)} \left\{ \log[(j_2+1)\gamma] - \Gamma'(1) \right\}
\end{aligned}$$

also, by *Proposition 1*, we can write

$$E[\gamma X^{-\theta}] = \gamma E(X^{-\theta}) = \frac{c}{B(a,b)} \sum_{j_1=0}^{\infty} \sum_{j_2=0}^{\infty} \frac{p_{j_1,b} p_{j_2,c(a+j_1)}}{(j_2+1)^2}.$$

Moreover, we have

$$\begin{aligned}
E\left\{\log\left[1 - e^{-\gamma X^{-\theta}}\right]\right\} &= \frac{c\theta\gamma}{B(a,b)} \sum_{j_1=0}^{\infty} \sum_{j_2=0}^{\infty} p_{j_1,b} p_{j_2,c(a+j_1)} \\
&\quad \int_0^{\infty} \log\left[1 - e^{-\gamma x^{-\theta}}\right] x^{-(\theta+1)} \left[e^{-\gamma x^{-\theta}}\right]^{j_2+1} dx,
\end{aligned}$$

setting  $w = 1 - e^{-\gamma x^{-\theta}}$ , after algebra, we obtain

$$\begin{aligned}
E\left\{\log\left[1 - e^{-\gamma x^{-\theta}}\right]\right\} &= \frac{c}{B(a,b)} \sum_{j_1=0}^{\infty} \sum_{j_2=0}^{\infty} p_{j_1,b} p_{j_2,c(a+j_1)} \int_0^1 \log(w)(1-w)^{j_2} dw = \\
&= \frac{c}{B(a,b)} \sum_{j_1=0}^{\infty} \sum_{j_2=0}^{\infty} \frac{p_{j_1,b} p_{j_2,c(a+j_1)}}{(j_2+1)} \left\{ \psi(1) - \psi(2+j_2) \right\},
\end{aligned}$$

where  $\psi(\cdot)$  denote the digamma function. Finally, the last integral is given by

$$\begin{aligned}
&E\left\{\log\left(1 - \left[1 - e^{-\gamma X^{-\theta}}\right]^c\right)\right\} = \\
&= \frac{c\theta\gamma}{B(a,b)} \sum_{j_1=0}^{\infty} \sum_{j_2=0}^{\infty} p_{j_1,b} p_{j_2,c(a+j_1)} \int_0^{\infty} \log\left(1 - \left[1 - e^{-\gamma x^{-\theta}}\right]^c\right) x^{-(\theta+1)} \left[e^{-\gamma x^{-\theta}}\right]^{j_2+1} dx = \\
&= \frac{1}{B(a,b)} \sum_{j_1=0}^{\infty} \sum_{j_2=0}^{\infty} p_{j_1,b} p_{j_2,c(a+j_1)} \int_0^1 \log(w)(1-w)^{\frac{1}{c}-1} \left[1 - (1-w)^{\frac{1}{c}}\right]^{j_2} dw = \\
&= \frac{1}{B(a,b)} \sum_{j_1=0}^{\infty} \sum_{j_2=0}^{\infty} p_{j_1,b} p_{j_2,c(a+j_1)} \sum_{i=0}^{\infty} p_{i,j_2+1} \int_0^1 \log(w)(1-w)^{\frac{i+1}{c}-1} dw = \\
&= \frac{c}{B(a,b)} \sum_{j_1=0}^{\infty} \sum_{j_2=0}^{\infty} p_{j_1,b} p_{j_2,c(a+j_1)} \sum_{i=0}^{\infty} \frac{p_{i,j_2+1}}{(i+1)} \left\{ \psi(1) - \psi\left(\frac{i+1}{c} + 1\right) \right\}.
\end{aligned}$$

### 3.4 Order Statistics

In this subsection, we derive closed form expressions for the *pdf* and moments of the  $k_{th}$  order statistic of the  $rGB1-IWei$  distribution. Let  $X_1, X_2, \dots, X_n$  be a simple random sample from  $rGB1-IWei$  distribution with *cdf* and *pdf* given by (16) and (17), respectively. Let  $X_{1:n}, X_{2:n}, \dots, X_{n:n}$  denote the order statistics obtained from this sample. We now give the probability density function of  $X_{k:n}$ , say  $f_{k:n;rGB1-IWei}(x; \boldsymbol{\eta})$  and the moments of  $X_{k:n}$ ,  $k = 1, 2, \dots, n$ . The probability density function of  $X_{k:n}$  is given by

$$f_{k:n;rGB1-IWei}(x; \boldsymbol{\eta}) = \frac{1}{B(k, n-k+1)} [F_{rGB1-IWei}(x; \boldsymbol{\eta})]^{k-1} [1 - F_{rGB1-IWei}(x; \boldsymbol{\eta})]^{n-k} f_{rGB1-IWei}(x; \boldsymbol{\eta}) \quad (28)$$

where  $F_{rGB1-IWei}(x; \boldsymbol{\eta})$  and  $f_{rGB1-IWei}(x; \boldsymbol{\eta})$  are the *cdf* and *pdf* of the  $rGB1-IWei$  distribution given by (16) and (17), respectively. Since  $0 < F_{rGB1-IWei}(x; \boldsymbol{\eta}) < 1$ , for  $x > 0$ , by using the binomial series expansion of  $[1 - F_{rGB1-IWei}(x; \boldsymbol{\eta})]^{n-k}$ , given by

$$[1 - F_{rGB1-IWei}(x; \boldsymbol{\eta})]^{n-k} = \sum_{j=0}^{n-k} (-1)^j \binom{n-k}{j} [F_{rGB1-IWei}(x; \boldsymbol{\eta})]^j,$$

we have

$$f_{k:n;rGB1-IWei}(x; \boldsymbol{\eta}) = \sum_{j=0}^{n-k} (-1)^j \binom{n-k}{j} [F_{rGB1-IWei}(x; \boldsymbol{\eta})]^{k+j-1} f_{rGB1-IWei}(x; \boldsymbol{\eta}), \quad (29)$$

substituting (16) and (17) into (29), we can express the  $s_{th}$  ordinary moment of the  $k_{th}$  order statistics  $X_{k:n}$ , say  $E(X_{k:n}^s)$ , as a liner combination of the probability weighted moments of the  $rGB1-IWei$  distribution, *i.e.*

$$E[X_{k:n}^s] = \sum_{j=0}^{n-k} (-1)^j \binom{n-k}{j} E_{rGB1-IWei} \left[ X^s (F_{rGB1-IWei}(X; \boldsymbol{\eta}))^{k+j-1} \right]. \quad (30)$$

### 3.5 Reliability

In reliability studies, the stress-strength term is often used to describe the life of a component which has a random strength  $X$  and is subject to a random stress  $Y$ . The component fails if the stress applied to it exceeds the strength, and the component will function satisfactorily whenever  $Y < X$ . Thus  $R = P(Y < X)$  is a measure of a component reliability which has many applications in physics, engineering, genetics, psychology and economics (Kotz et al. 2003). In this subsection, we derive the reliability  $R$  when  $X \sim rGB1 - IWei(\boldsymbol{\eta}_x)$  and  $Y \sim rGB1 - IWei(\boldsymbol{\eta}_y)$  are independent random

variables.

Using expansion (20) of the *pdf* of the *rGBI-IWei* random variable, after algebra, we can write

$$R = \frac{c_x c_y}{B(a_x, b_x) B(a_y, b_y)} \sum_{j_1=0}^{\infty} \sum_{j_2=0}^{\infty} \sum_{j_3=0}^{\infty} \sum_{j_4=0}^{\infty} \frac{p_{j_1, b_y} p_{j_2, c_y(a_y+j_1)} p_{j_3, b_x} p_{j_4, c_x(a_x+j_3)}}{(j_2+1)(j_4+1)} R_{j_2, j_4}$$

where

$$R_{j_2, j_4} = \int_0^{\infty} g_{IWei}(x; \gamma_x(j_4+1), \theta_x) G_{IWei}(x; \gamma_y(j_2+1), \theta_y) dx \quad (31)$$

is the reliability between the independent Inverse Weibull random variables. Hence, the reliability between *rGBI-IWei* random variables is a linear combination of the reliabilities between *IWei* random variables.

Putting  $\theta_x = \theta_y = \theta$ , after algebra, the  $R_{j_2, j_4}$  is given by

$$R_{j_2, j_4} = \gamma_x(j_4+1)\theta \int_0^{\infty} x^{-\theta-1} e^{-x^{-\theta}[\gamma_x(j_4+1)+\gamma_y(j_2+1)]} dx = \frac{\gamma_x(j_4+1)}{[\gamma_x(j_4+1) + \gamma_y(j_2+1)]}.$$

Finally, the reliability between independent *rGBI-IWei* random variables, in the case  $\theta_x = \theta_y = \theta$ , is given by

$$R = \frac{c_x c_y}{B(a_x, b_x) B(a_y, b_y)} \sum_{j_1=0}^{\infty} \sum_{j_2=0}^{\infty} \sum_{j_3=0}^{\infty} \sum_{j_4=0}^{\infty} \frac{p_{j_1, b_y} p_{j_2, c_y(a_y+j_1)} p_{j_3, b_x} p_{j_4, c_x(a_x+j_3)} \gamma_x(j_4+1)}{(j_2+1)(j_4+1) [\gamma_x(j_4+1) + \gamma_y(j_2+1)]}.$$

## 4 Link between Generalizations of Inverse Weibull and Generalizations of Dagum distribution

In this section, we generalize the link between the Inverse Weibull distribution and Dagum distribution, via mixing Gamma density (see, for example, Kleiber and Kotz [2003, pag.192]).

In the literature, it is recognized that a *pdf*, say  $p_1(x)$ , has a mixture representation if it can be written as  $p_1(x) = \int_{\Theta} p_2(x|\theta) p_3(\theta) d\theta$ , where  $\theta$  is regarded as a random variable with *pdf*  $p_3(\cdot)$ , called mixing density, and  $p_2(x|\theta)$  is the conditional *pdf* of *rv*  $X$  given  $\theta$ . Mixtures are also called *compound distributions*. The following *Proposition* shows that the *Burr III* distribution (or special case of the Dagum distribution) has a mixture representation with mixing Gamma density.

**Proposition 5** . *If the conditional rv  $X$  given  $\gamma$  has Inverse Weibull distribution, i.e.  $X|\gamma \sim IWei(\gamma, \theta)$ , and the rv  $\gamma$  is Gamma distributed, i.e.  $\gamma \sim Ga(\beta)$ , then the rv  $X$  is distributed as a Burr III distribution, i.e.  $X \sim BurrIII(\beta, \theta)$ .*

**Proof.** See, for example, Kotz and Kleiber (2003), pag. 192.

Next, by means of two propositions, we shall discuss the connection between certain generalizations of the *IWei* distribution and those of the Dagum distribution via mixing Gamma density.

**Proposition 6 .** If  $X|\gamma \sim BeIWei(a, b, \gamma, \theta)$  and  $\gamma \sim Ga(\beta)$  then  $X \sim$  Mixture of  $Dag(\beta, \lambda_j, \theta)$ , with  $\lambda_j = (a + j)$ .

**Proof.** The conditional *pdf* of the rv  $X|\gamma$  and the marginal *pdf* of the rv  $\gamma$ , respectively, are

$$f(x|\gamma; a, b, \theta) = \frac{\gamma^\theta}{B(a, b)} x^{-\theta-1} e^{-\gamma x^{-\theta}} \left[ e^{-\gamma x^{-\theta}} \right]^{a-1} \left[ 1 - e^{-\gamma x^{-\theta}} \right]^{b-1}$$

and

$$f(\gamma; \beta) = \frac{\gamma^{\beta-1} e^{-\gamma}}{\Gamma(\beta)}.$$

Observed that  $\left[ 1 - e^{-\gamma x^{-\theta}} \right]^{b-1} = \sum_{j=0}^{\infty} \frac{(-1)^j \Gamma(b)}{\Gamma(b-j)j!} e^{-\gamma j x^{-\theta}}$ , after algebra, the joint *pdf* between  $X$  and  $\gamma$  is

$$f(x, \gamma; a, b, \beta, \theta) = \frac{\theta x^{-\theta-1}}{B(a, b)\Gamma(\beta)} \sum_{j=0}^{\infty} \frac{(-1)^j \Gamma(b)}{\Gamma(b-j)j!} \gamma^\beta e^{-\gamma[1+(a+j)x^{-\theta}]}$$

marginalizing with respect to  $\gamma$ , we obtain the marginal *pdf* of rv  $X$ , i.e.

$$\begin{aligned} f(x, a, b, \beta, \theta) &= \frac{\theta x^{-\theta-1}}{B(a, b)\Gamma(\beta)} \sum_{j=0}^{\infty} \frac{(-1)^j \Gamma(b)}{\Gamma(b-j)j!} \int_0^{\infty} \gamma^\beta e^{-\gamma[1+(a+j)x^{-\theta}]} d\gamma \\ &= \sum_{j=0}^{\infty} \frac{(-1)^j \Gamma(a+b)}{\Gamma(a)\Gamma(b-j)j!(a+j)} f_{Dag}(x; \beta, (a+j), \theta) \end{aligned}$$

where  $f_{Dag}(x; \beta, (a+j), \theta) = \beta(a+j)\theta x^{-\theta-1} [1 + (a+j)x^{-\theta}]^{-\beta-1}$  is the *pdf* of a Dagum rv. Moreover, given that  $\sum_{j=0}^{\infty} \frac{(-1)^j \Gamma(a+b)}{\Gamma(a)\Gamma(b-j)j!(a+j)} = 1$ , see Domma and Condino (2013), we can say that  $f(x, a, b, \beta, \theta)$  is a mixture of Dagum distribution.

**Proposition 7 .** If  $X|\gamma \sim rGB1-IWei(a, b, c, \gamma, \theta)$  and  $\gamma \sim Ga(\beta)$  then  $X \sim rGB1-Da(a, b, c, \beta, \lambda_j, \theta)$ , with  $\lambda_j = (a + j)$ .

**Proof.** The conditional *pdf* of  $X|\gamma$  is

$$f_{rGB1-IWei}(x|\gamma; a, b, c, \theta) = \frac{c}{B(a, b)} \sum_{j_1=0}^{\infty} p_{j_1, b} \left( \sum_{j_2=0}^{\infty} \frac{p_{j_2, c(a+j_1)}}{(j_2+1)} \gamma(j_2+1) \theta x^{-\theta-1} e^{-\gamma(j_2+1)x^{-\theta}} \right).$$



Assuming that the rv  $\gamma$  has pdf  $f(\gamma; \beta) = \frac{\gamma^{\beta-1}e^{-\gamma}}{\Gamma(\beta)}$ , the marginal pdf of  $X$  is given by

$$\begin{aligned}
f(x; \boldsymbol{\eta}_1) &= \int_0^\infty f_{rGB1-IWei}(x|\gamma; a, b, c, \alpha, \theta) f(\gamma; \beta) d\gamma \\
&= \frac{c}{B(a, b)} \sum_{j_1=0}^\infty p_{j_1, b} \sum_{j_2=0}^\infty \frac{p_{j_2, c(a+j_1)}}{(j_2+1)} \frac{\theta x^{-\theta-1}}{\Gamma(\beta)} \int_0^\infty \gamma^\beta (j_2+1) e^{-\gamma[(j_2+1)x^{-\theta}+1]} d\gamma \\
&= \frac{c}{B(a, b)} \sum_{j_1=0}^\infty p_{j_1, b} \sum_{j_2=0}^\infty \frac{p_{j_2, c(a+j_1)}}{(j_2+1)} \frac{\theta x^{-\theta-1}}{\Gamma(\beta)} \frac{(j_2+1)}{[(j_2+1)x^{-\theta}+1]^{\beta+1}} \int_0^\infty w^\beta e^{-w} dw \\
&= \frac{c}{B(a, b)} \sum_{j_1=0}^\infty p_{j_1, b} \sum_{j_2=0}^\infty \frac{p_{j_2, c(a+j_1)}}{(j_2+1)} \beta (j_2+1) \theta x^{-\theta-1} [(j_2+1)x^{-\theta}+1]^{-\beta-1} \\
&= \frac{c}{B(a, b)} \sum_{j_1=0}^\infty p_{j_1, b} \sum_{j_2=0}^\infty \frac{p_{j_2, c(a+j_1)}}{(j_2+1)} f_{Da}(x; \beta, (j_2+1), \theta).
\end{aligned}$$

◁

## 5 Estimation and Inference

In order to estimate the parameters  $\boldsymbol{\eta} = (a, b, c, \gamma, \theta)$  of the *rGB1-IWei* distribution, we use the maximum likelihood (ML) method. Let  $\mathbf{x} = (x_1, x_2, \dots, x_n)$  be a random sample of size  $n$  from the *rGB1-IWei* given by (17). The log-likelihood function for the vector of parameters  $\boldsymbol{\eta} = (a, b, c, \gamma, \alpha, \theta)$  can be expressed as

$$\begin{aligned}
\ell(\boldsymbol{\eta}) &= n \log(c) - n \log(B(a, b)) + (ac - 1) \sum_{i=1}^n \log [1 - G_{IWei}(x_i; \boldsymbol{\tau})] \\
&+ (b - 1) \sum_{i=1}^n \log \{1 - [1 - G_{IWei}(x_i; \boldsymbol{\tau})]^c\} + \sum_{i=1}^n \log \{g_{IWei}(x_i; \boldsymbol{\tau})\} \quad (32)
\end{aligned}$$

where  $\boldsymbol{\tau} = (\gamma, \theta)$ . In what follows, we denote with  $\dot{h}_y(y, z) = \frac{\partial h(y, z)}{\partial y}$ ,  $\ddot{h}_{yy}(y, z) = \frac{\partial^2 h(y, z)}{\partial y^2}$  and  $\ddot{h}_{yz}(y, z) = \frac{\partial^2 h(y, z)}{\partial y \partial z}$  the partial derivatives of first order, of second order and mixed of a function, say  $h(y, z)$ , respectively. Moreover, to simplify the notation, we use  $G(x_i; \boldsymbol{\tau}) = G_{IWei}(x_i; \boldsymbol{\tau})$  and  $g(x_i; \boldsymbol{\tau}) = g_{IWei}(x_i; \boldsymbol{\tau})$ .

Differentiating  $\ell(\boldsymbol{\eta})$  with respect to  $a, b, c, \gamma$  and  $\theta$ , respectively, and setting the results equal to zero,

we have

$$\left\{ \begin{array}{l} \frac{\partial \ell(\boldsymbol{\eta})}{\partial a} = -n \frac{\dot{B}_a(a,b)}{B(a,b)} + c \sum_{i=1}^n \lg [1 - G(x_i; \boldsymbol{\tau})] = 0 \\ \frac{\partial \ell(\boldsymbol{\eta})}{\partial b} = -n \frac{\dot{B}_b(a,b)}{B(a,b)} + \sum_{i=1}^n \lg (1 - [1 - G(x_i; \boldsymbol{\tau})]^c) = 0 \\ \frac{\partial \ell(\boldsymbol{\eta})}{\partial c} = \frac{n}{c} + a \sum_{i=1}^n \lg [1 - G(x_i; \boldsymbol{\tau})] - (b-1) \sum_{i=1}^n \frac{[1-G(x_i; \boldsymbol{\tau})]^c \lg [1-G(x_i; \boldsymbol{\tau})]}{(1-[1-G(x_i; \boldsymbol{\tau})]^c)} = 0 \\ \frac{\partial \ell(\boldsymbol{\eta})}{\partial \tau_j} = -(ac-1) \sum_{i=1}^n \frac{\dot{G}_{\tau_j}(x_i; \boldsymbol{\tau})}{[1-G(x_i; \boldsymbol{\tau})]} + c(b-1) \sum_{i=1}^n \frac{[1-G(x_i; \boldsymbol{\tau})]^{c-1} \dot{G}_{\tau_j}(x_i; \boldsymbol{\tau})}{(1-[1-G(x_i; \boldsymbol{\tau})]^c)} + \sum_{i=1}^n \frac{\dot{g}_{\tau_j}(x_i; \boldsymbol{\tau})}{g(x_i; \boldsymbol{\tau})} = 0 \end{array} \right.$$

for  $j = 1, 2, 3$  and with  $\tau_1 = \gamma$  and  $\tau_2 = \theta$ , where  $\dot{G}_{\dots}(x_i; \boldsymbol{\tau})$  and  $\dot{g}_{\dots}(x_i; \boldsymbol{\tau})$  are reported in the *Appendix*. The system does not admit any explicit solutions; therefore, the *ML* estimates  $\hat{\boldsymbol{\eta}} = (\hat{a}, \hat{b}, \hat{c}, \hat{\gamma}, \hat{\theta})$  can only be obtained by means of numerical procedures. Under regularity conditions, the *ML* estimator  $\hat{\boldsymbol{\eta}}$  is consistent and asymptotically normally distributed. Moreover, the asymptotic variance-covariance matrix of  $\hat{\boldsymbol{\eta}}$  can be approximated by the inverse of observed information matrix given by

$$\mathbf{J}(\boldsymbol{\eta}) = \begin{bmatrix} J_{aa} & J_{ab} & J_{ac} & J_{a\gamma} & J_{a\theta} \\ \dots & J_{bb} & J_{bc} & J_{b\gamma} & J_{b\theta} \\ \dots & \dots & J_{cc} & J_{c\gamma} & J_{c\theta} \\ \dots & \dots & \dots & J_{\gamma\gamma} & J_{\gamma\theta} \\ \dots & \dots & \dots & \dots & J_{\theta\theta} \end{bmatrix}$$

whose elements are reported in the *Appendix*. In order to build the confidence interval and hypothesis tests, we use the fact that the asymptotic distribution of  $\hat{\boldsymbol{\eta}}$  can be approximated by the multivariate normal distribution,  $N_6(\mathbf{0}, [\mathbf{J}(\hat{\boldsymbol{\eta}})]^{-1})$ , where  $[\mathbf{J}(\hat{\boldsymbol{\eta}})]^{-1}$  is the inverse of observed information matrix evaluated at  $\hat{\boldsymbol{\eta}}$ .

## 6 Application

In this subsection we consider a real data set concerning the survival times (in days) of guinea pigs injected with different doses of tubercle bacilli. These data, divided by 1000, have already been used in Kundu and Howlader [2010] in order to illustrate some results derived for the *IWei* distribution.

We compare the fit of the *IWei* model, resulting from the maximum likelihood estimates of the parameters reported by the authors for the uncensored data case, with that obtained by *rGBI-IWei* model.

For the *rGBI-IWei* model, we obtain the following *ML* estimates and the corresponding standard errors:  $\hat{\gamma} = 0.8176$  (5.421),  $\hat{\theta} = 0.1284$  (0.627),  $\hat{a} = 21.0134$  (192.611),  $\hat{b} = 76.0581$  (720.825),  $\hat{c} = 3.9858$  (50.724). Both the Akaike Information Criterion (AIC) and the Kolmogorov-Smirnov

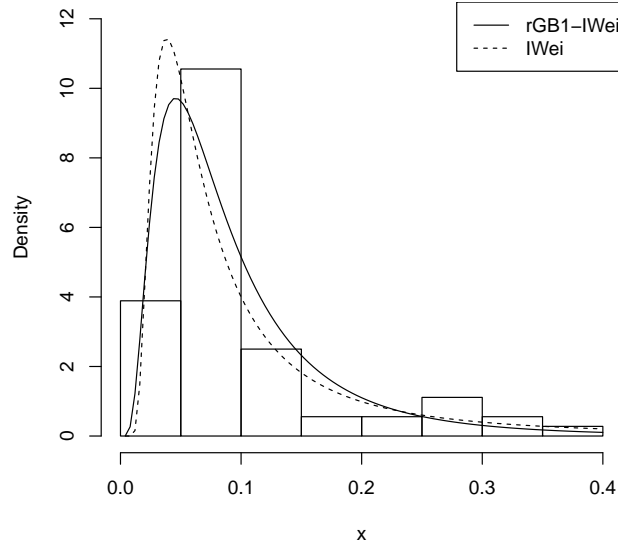


Figure 5: Empirical and fitted densities of the  $rGB1-IWei$  and  $IWei$  distributions.

(KS) statistics suggest that the  $rGB1-IWei$  model provides a better representation of the data than the  $IWei$  model. Indeed, considering the different number of parameters and the log-likelihood values reported for the  $IWei$  and  $rGB1-IWei$  models ( $\hat{l}_{IWei} = 101.644$ ,  $\hat{l}_{rGB1-IWei} = 107.1106$ ), we obtain the AIC values, equal to  $-199.2888$  and  $-204.2213$ , respectively. The values of the KS statistic for the two models are  $KS_{IWei} = 0.1364$  and  $KS_{rGB1-IWei} = 0.0999$ . The associated p-value for the  $rGB1-IWei$ , equal to  $0.4692$ , supports the hypothesis that the data are drawn from the proposed distribution. Furthermore, since the  $IWei$  is a sub-model of the  $rGB1-IWei$  when  $a = b = c = 1$ , we can consider the maximum values of the unrestricted and restricted log-likelihoods in order to obtain the LR statistics for testing the need of the extra parameters. Based on the LR statistic, equal to  $10.932$ , and the corresponding p-value, equal to  $0.0121$ , at 5% significance level, we reject the null hypothesis in favor of the new distribution. The plot of the empirical and the fitted densities are given in Fig. 5. Finally, we examine the empirical and the fitted hazard rate. In their paper, Kundu and Howlader [2010] affirm that the use of the  $IWei$  model seems reasonable since the plot of the empirical version of the scaled TTT transform for the data indicates that the hazard rate is unimodal. As suggested by Bergman and Klefsjö [1984], we use this plotting procedure as a complementary technique for model identification. If we compare the fitted curves for the  $IWei$  and the  $rGB1-IWei$  models (see Fig. 6), the latter better illustrates the empirical behaviour of the hazard rate, again confirming the superiority of the proposed model in describing such data.

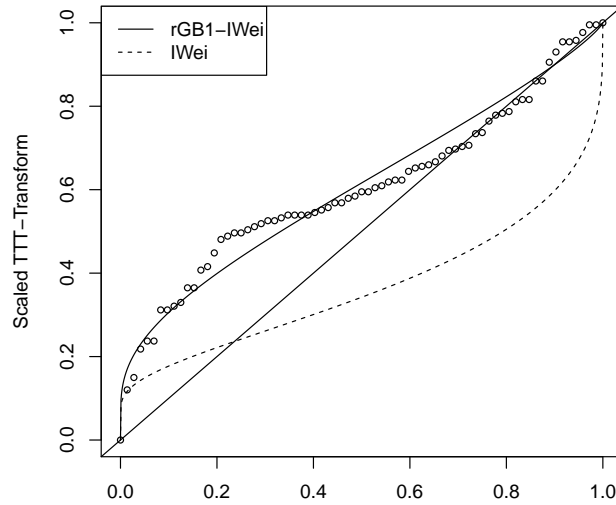


Figure 6: Empirical and fitted Scaled TTT transformation of the Guinea pigs data.

## 7 Final Remarks

In this paper, we introduced the Reflected Generalized Beta of Inverse Weibull Distribution defined by using the Generalized Beta of first type distribution as a generator function, as proposed by Alexander et al. [2012], considering the reflected version for this generator. This method allows us to obtain a much more flexible distribution than the Inverse Weibull one. Indeed, both the density and the hazard function show additional behaviours compared to the Inverse Weibull distribution. This considerable flexibility makes the new distribution a suitable model for different applications, such as, for example, reliability and survival analysis. We provided full treatment of mathematical properties, obtaining moments, entropy, order statistics and a reliability measure. We discussed maximum likelihood estimation and obtained the observed Fisher Information Matrix. Finally, an application to a real data set is given to illustrate the usefulness of the proposed distribution.

## 8 Appendix

The elements of the observed information matrix  $\mathbf{J}(\boldsymbol{\eta})$  for the parameters  $(a, b, c, \gamma, \theta)$  are given by

$$J_{aa} = -n \frac{\ddot{B}_{aa}(a, b)B(a, b) - [\dot{B}_a(a, b)]^2}{[B(a, b)]^2} ; \quad J_{ab} = -n \frac{\ddot{B}_{ab}(a, b)B(a, b) - \dot{B}_a(a, b)\dot{B}_b(a, b)}{[B(a, b)]^2}$$

$$J_{ac} = \sum_{i=1}^n \log [1 - G(x_i; \boldsymbol{\tau})] ; \quad J_{bb} = -n \frac{\ddot{B}_{bb}(a, b)B(a, b) - [\dot{B}_b(a, b)]^2}{[B(a, b)]^2}$$

$$J_{bc} = - \sum_{i=1}^n \frac{[1 - G(x_i; \boldsymbol{\tau})]^c \log [1 - G(x_i; \boldsymbol{\tau})]}{(1 - [1 - G(x_i; \boldsymbol{\tau})]^c)}$$

$$J_{cc} = -\frac{n}{c^2} - (b-1) \sum_{i=1}^n \frac{[1 - G(x_i; \boldsymbol{\tau})]^c (\log [1 - G(x_i; \boldsymbol{\tau})])^2}{(1 - [1 - G(x_i; \boldsymbol{\tau})]^c)^2}$$

$$J_{a\tau_j} = -c \sum_{i=1}^n \frac{\dot{G}_{\tau_j}(x_i; \boldsymbol{\tau})}{[1 - G(x_i; \boldsymbol{\tau})]} ; \quad J_{b\tau_j} = c \sum_{i=1}^n \frac{[1 - G(x_i; \boldsymbol{\tau})]^{c-1} \dot{G}_{\tau_j}(x_i; \boldsymbol{\tau})}{(1 - [1 - G(x_i; \boldsymbol{\tau})]^c)}$$

$$J_{c\tau_j} = - \sum_{i=1}^n \frac{\dot{G}_{\tau_j}(x_i; \boldsymbol{\tau})}{[1 - G(x_i; \boldsymbol{\tau})]} \left\{ 1 + (b-1) \frac{[1 - G(x_i; \boldsymbol{\tau})]^c ([1 - G(x_i; \boldsymbol{\tau})]^c - c \log [1 - G(x_i; \boldsymbol{\tau})] - 1)}{(1 - [1 - G(x_i; \boldsymbol{\tau})]^c)^2} \right\}$$

for  $j = 1, 2$  and  $\tau_1 = \gamma$  and  $\tau_2 = \theta$ ;

$$\begin{aligned} J_{\tau_j \tau_h} = & (1 - ac) \sum_{i=1}^n \left( \frac{\ddot{G}_{\tau_j \tau_h}(x_i; \boldsymbol{\tau}) [1 - G(x_i; \boldsymbol{\tau})] + \dot{G}_{\tau_j}(x_i; \boldsymbol{\tau}) \dot{G}_{\tau_h}(x_i; \boldsymbol{\tau})}{[1 - G(x_i; \boldsymbol{\tau})]^2} + \right. \\ & \left. \frac{\ddot{g}_{\tau_j \tau_h}(x_i; \boldsymbol{\tau}) g(x_i; \boldsymbol{\tau}) - \dot{g}_{\tau_j}(x_i; \boldsymbol{\tau}) \dot{g}_{\tau_h}(x_i; \boldsymbol{\tau})}{[g(x_i; \boldsymbol{\tau})]^2} \right) + c(b-1) \sum_{i=1}^n \frac{[1 - G(x_i; \boldsymbol{\tau})]^{c-2}}{(1 - [1 - G(x_i; \boldsymbol{\tau})]^c)^2} \\ & \left\{ (1 - [1 - G(x_i; \boldsymbol{\tau})]^c) \left( \dot{G}_{\tau_j}(x_i; \boldsymbol{\tau}) \dot{G}_{\tau_h}(x_i; \boldsymbol{\tau}) + [1 - G(x_i; \boldsymbol{\tau})] \ddot{G}_{\tau_j \tau_h}(x_i; \boldsymbol{\tau}) \right) \right. \\ & \left. - c \dot{G}_{\tau_j}(x_i; \boldsymbol{\tau}) \dot{G}_{\tau_h}(x_i; \boldsymbol{\tau}) \right\} \end{aligned}$$

for  $j = 1, 2$  and  $h = 1, 2$  with  $j \leq h$ , and  $\tau_1 = \gamma$  and  $\tau_2 = \theta$ .

Where

$$\dot{G}_\gamma(x_i; \boldsymbol{\tau}) = -x_i^{-\theta} G(x_i; \boldsymbol{\tau}); \quad \dot{G}_\theta(x_i; \boldsymbol{\tau}) = \gamma x_i^{-\theta} \log(\gamma x_i) G(x_i; \boldsymbol{\tau}); \quad \ddot{G}_{\gamma\gamma}(x_i; \boldsymbol{\tau}) = -x_i^{-\theta} \dot{G}_\gamma(x_i; \boldsymbol{\tau})$$

$$\ddot{G}_{\gamma\theta}(x_i; \boldsymbol{\tau}) = x_i^{-\theta} \left\{ \log(x_i) G(x_i; \boldsymbol{\tau}) - \dot{G}_\theta(x_i; \boldsymbol{\tau}) \right\}$$

$$\ddot{G}_{\theta\theta}(x_i; \boldsymbol{\tau}) = \gamma x_i^{-\theta} \log(x_i) \left\{ \dot{G}_\theta(x_i; \boldsymbol{\tau}) - \log(x_i) G(x_i; \boldsymbol{\tau}) \right\}$$

$$\dot{g}_\gamma(x_i; \boldsymbol{\tau}) = \theta x_i^{-\theta-1} \left\{ G(x_i; \boldsymbol{\tau}) + \gamma \dot{G}_\gamma(x_i; \boldsymbol{\tau}) \right\}$$

$$\dot{g}_\theta(x_i; \boldsymbol{\tau}) = \gamma \theta x_i^{-\theta-1} \left\{ [1 - \theta \log(x_i)] G(x_i; \boldsymbol{\tau}) + \theta \dot{G}_\theta(x_i; \boldsymbol{\tau}) \right\}$$

$$\ddot{g}_{\gamma\gamma}(x_i; \boldsymbol{\tau}) = \theta x_i^{-\theta-1} \left\{ 2\dot{G}_\gamma(x_i; \boldsymbol{\tau}) + \gamma \ddot{G}_{\gamma\gamma}(x_i; \boldsymbol{\tau}) \right\}$$

$$\ddot{g}_{\gamma\theta}(x_i; \boldsymbol{\tau}) = x_i^{-\theta-1} \left\{ [1 - \theta \log(x_i)] \left[ G(x_i; \boldsymbol{\tau}) + \gamma \dot{G}_\gamma(x_i; \boldsymbol{\tau}) \right] + \theta \left[ \dot{G}_\theta(x_i; \boldsymbol{\tau}) + \gamma \ddot{G}_{\gamma\theta}(x_i; \boldsymbol{\tau}) \right] \right\}$$

$$\begin{aligned} \ddot{g}_{\theta\theta}(x_i; \boldsymbol{\tau}) = \gamma x_i^{-\theta-1} \left\{ \theta \ddot{G}_{\theta\theta}(x_i; \boldsymbol{\tau}) - [2 - \theta \log(x_i)] \log(x_i) G(x_i; \boldsymbol{\tau}) + \right. \\ \left. 2 [1 - \theta \log(x_i)] \dot{G}_\theta(x_i; \boldsymbol{\tau}) \right\} \end{aligned}$$

## References

- C. Alexander, G.M. Cordeiro, E.M.M. Ortega, and J.M. Sarabia. Generalized beta-generated distributions. *Computational Statistics & Data Analysis*, 56(6):1880 – 1897, 2012.
- W. Barreto-Souza, A.H.S. Santos, and G.M. Cordeiro. The beta generalized exponential distribution. *Journal of Statistical Computation and Simulation*, 80(2):159–172, 2010.
- Bo Bergman and Bengt Klefsjö. The total time on test concept and its use in reliability theory. *Operations Research*, 32(3):596–606, 1984.
- G.M. Cordeiro, A.E. Gomez, C.Q. de Silva, and E.E.M. Ortega. The beta exponentiated weibull distribution. *Journal of Statistical Computation and Simulation*, 83(1):114–138, 2013a.
- G.M. Cordeiro, E.M.M. Ortega, and A.J. Lemonte. The exponential-weibull lifetime distribution. *Journal of Statistical Computation and Simulation*, 2013b. doi: 10.1080/00949655.2013.797982.
- F. Domma and F. Condino. The beta-dagum distribution: Definition and properties. *Communications in Statistics - Theory and Methods*, 42(22):4070–4090, 2013.
- P. Erto. The Inverse Weibull Survival Distribution and its Proper Application. *ArXiv e-prints*, May 2013.
- N. Eugene, C. Lee, and F. Famoye. Beta-normal distribution and its applications. *Communications in Statistics-theory and Methods*, 31:497–512, 2002.
- F. Famoye, C. Lee, and Olumolade O. The beta-weibull distribution. *J. Statistical Theory and Applications*, 4:121–136, 2005.
- F.R.S. Gusmão, E.M.M. Ortega, and G.M. Cordeiro. The generalized inverse weibull distribution. *Statistical Papers*, 52(3):591–619, 2011.
- M.C. Jones. Families of distributions arising from distributions of order statistics. *Test*, 13(1):1–43, 2004.
- M.C. Jones. Letter to the Editor. *Statistical Papers*, 53(2):251, 2012.
- C. Kleiber and S. Kotz. *Statistical Size Distributions in Economics and Actuarial Sciences*. John Wiley & Sons, 2003.
- D. Kundu and H. Howlader. Bayesian inference and prediction of the inverse weibull distribution for type-ii censored data. *Computational Statistics and Data Analysis*, 54:1547–1558, 2010.
- C. Lee, F. Famoye, and A.Y. Alzaatreh. Methods for generating families of univariate continuous distributions in the recent decades. *Wiley Interdisciplinary Reviews: Computational Statistics*, 2013. doi: 10.1002/wics.1255. URL <http://libgen.org/scimag/index.php?doi=10.1002/wics.1255>.
- A.W. Marshall and I. Olkin. *Life Distributions: Structure of Nonparametric, Semiparametric, and Parametric Families*. Springer, New York, 2007.

- J.B. McDonald. Some generalized functions for the size distribution of income. *Econometrica*, 52(3):647–665, 1984.
- S. Nadarajah and S. Kotz. The beta gumbel distribution. *Mathematical Problems in Engineering*, 10:323–332, 2004.
- S. Nadarajah and S. Kotz. The beta exponential distribution. *Reliability Engineering & System Safety*, 91:689–697, 2006.
- P.F. Paranaíba, E.M.M. Ortega, G.M. Cordeiro, and R.R. Pescim. The beta burr XII distribution with application to lifetime data. *Computational Statistics and Data Analysis*, 55:1118–1136, 2011.
- Sanjay Kumar Singh, Umesh Singh, and Dinesh Kumar. Bayesian estimation of parameters of inverse weibull distribution. *Journal of Applied Statistics*, 40(7):1597–1607, 2013. doi: 10.1080/02664763.2013.789492.