

Coexistence and efficiency of normal and anomalous transport by molecular motors in living cells

Igor Goychuk^{1,*}, Vasyl O. Kharchenko^{1,2} & Ralf Metzler^{1,3}

¹Institute for Physics and Astronomy, University of Potsdam, Karl-Liebknecht-Str. 24/25, 14476 Potsdam-Golm, Germany, ²Institute of Applied Physics, 58 Petropavlovskaya str., 40030 Sumy, Ukraine, ³Department of Physics, Tampere University of Technology, Korkeakoulunkatu 3, 33101 Tampere, Finland; *email: igoychuk@uni-potsdam.de, corresponding author

Recent experiments reveal both passive subdiffusion of various nanoparticles and anomalous active transport of such particles by molecular motors in the molecularly crowded environment of living biological cells. Passive and active microrheology reveals that the origin of this anomalous dynamics is due to the viscoelasticity of the intracellular fluid. How do molecular motors perform in such a highly viscous, dissipative environment? Can we explain the observed co-existence of the anomalous transport of relatively large particles of 100 to 500 nm in size by kinesin motors with the normal transport of smaller particles by the same molecular motors? What is the efficiency of molecular motors in the anomalous transport regime? Here we answer these seemingly conflicting questions and consistently explain experimental findings in a generalization of the well-known continuous diffusion model for molecular motors with two conformational states in which viscoelastic effects are included.

After the publication of Albert Einstein's theory of Brownian motion in 1905¹, Jean Perrin reported the first systematic microscopic studies of individual diffusing particles in 1908². Today, modern single particle tracking techniques routinely reveal insight into the stochastic motion of submicron tracers in aqueous solutions at unprecedented resolution, thus allowing one to directly observe the transition from initial ballistic to diffusive Brownian motion³ and to resolve the effects of hydrodynamic backflow⁴. Measuring the passive and driven motion of microprobes has become a standard means to characterize soft matter⁵. Particular attention is currently paid to the relaxation and diffusion dynamics in dense colloidal systems^{6,7} and inside living biological cells^{8,9}.

The intracellular fluid (cytosol) of biological cells is a superdense¹⁰ aqueous solution containing biomacromolecules such as proteins and RNA at volume fractions of up to 40%, a state often referred to as macromolecular crowding^{11,12}. Indeed, the state of crowding in the cytosol effects severe changes of the diffusion behavior of submicron particles^{8,13,14}. Thus, anomalous diffusion of the form $\langle [\delta \mathbf{r}(t)]^2 \rangle = \langle [\mathbf{r}(t+t') - \mathbf{r}(t')]^2 \rangle \simeq t^\beta$ with $0 < \beta < 1$ is observed in living cells for the passive motion of single biopolymers, endogenous granules, viruses, and artificial tracer particles¹⁵⁻²¹. Compared to normal Brownian motion with $\beta = 1$, these particles therefore subdiffuse²². Such anomalous dynamics presents a challenge to the development of controlled uptake of drugs and nanoparticles and their intracellular delivery by molecular motors for therapeutic processes²³.

What happens to the active motion of particles in the cytosol which are driven by molecular motors²⁴⁻²⁹, see Fig. 1? Will the overall dynamics of the coupled motor-cargo system be affected by the superdense state of the cytosol, and how? In fact, anomalously fast diffusion was

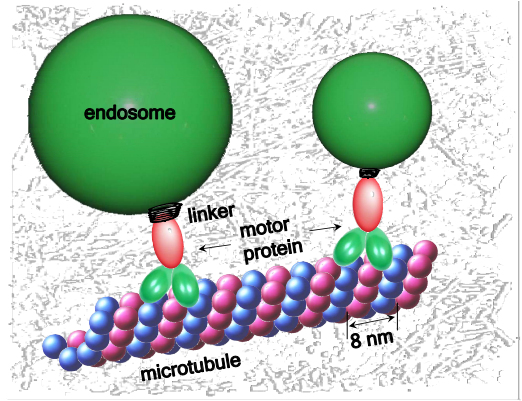


FIG. 1: Molecular motors moving along a microtubule in the crowded cytoplasm. A large cargo is subject to viscoelastic drag, effecting dramatic changes in the transport dynamics.

observed in living cells for the active motion of viruses, microbeads, and endosomes^{16,17,30}. When the motors normally transport their cargo with some mean velocity in a given direction, ballistic superdiffusion with $\beta = 2$ is measured¹⁶. However, various subballistic power exponents $1 < \beta < 2$ are also found^{17,30}. Here we come up with a novel theory for molecular motors in the cytosol of living cells and show that our predictions are in agreement with the experimentally observed behavior. The simplest explanation for the experimental fact that transport by motors along intracellular microtubuli yields subballistic superdiffusion ($1 < \beta < 2$), is provided by the sublinear scaling $\langle \delta x(t) \rangle = \langle x(t+t') - x(t') \rangle \propto t^{\alpha_{\text{eff}}}$ of the mean position x along a single microtubule, with an effective scaling exponent $0.5 < \alpha_{\text{eff}} < 1$. Then, assuming quenched disorder in microtubuli orientations without a preferred direction yields $\beta = 2\alpha_{\text{eff}}$ which will range in

the subballistic superdiffusive regime. Can normal and anomalous transport with various β co-exist and be mediated by the *same* motors in the *same* cell, as found in experiments^{16,17,30}? Which role is played by the size of the cargo, and what determines the precise behavior of such active transport and its efficiency? These are the questions we answer in this article.

A well-established physical approach to anomalous transport phenomena is based on the intrinsic viscoelasticity^{5,35–38} of complex fluids such as the cytosol. Depending on its size and speed, a nanoparticle may feel different effective viscosities in the macroscopic limit of normal diffusion³⁹ which may be enhanced by a factor of hundred to several thousand with respect to the viscosity of pure water. Transient regimes of anomalous diffusion become biologically important when the corresponding spatial length scale is comparable to the linear size of cells, typically several micrometers. The viscoelastic nature of the cytosol and other dense solutions has been verified in several experiments^{19,20,31,32}.

We study the interplay of the viscoelastic environment of the cytosol with the action of a molecular motor and its cargo. A well-established model of Brownian motors of the kinesin family is based on the continuous diffusion of a Brownian particle in a potential landscape, which randomly fluctuates in time between two realizations, $V_1(x) \rightleftharpoons V_2(x)$, depending on the internal state of the motor, that is undergoing active conformational fluctuations^{25–28}. These conformational fluctuations are caused by the binding of negatively charged ATP molecules to the motor (state 1) and the reactions of ATP hydrolysis and dissociation of products (ADP and phosphate group) making up state 2 within a minimalist modeling framework. The potentials $V_{1,2}(x)$ describe the free energy profiles leading the motor molecule in the corresponding conformational states along a microtubule. Since microtubules are periodic dipolar structures with period $L \approx 8$ nm, the potentials reflect this periodicity, $V_{1,2}(x + L) = V_{1,2}(x)$. Moreover, $V_1(x + L/2) = V_2(x)$ within the two-state motor model, such that two potential switches occur during one cyclic turnover of the motor enzyme (power-stroke or “hand-over-hand” mechanism) and advance the motor by one period L . The motor direction is determined by the polarity of the microtubules, reflected in the space inversion asymmetry of the potentials. We use the harmonic mixing model⁴⁰ with $V_1(x) = -U_0 \cos(2\pi x/L) - U_1 \sin(4\pi x/L)$, see the upper inset in Fig. 2. This potential has a metastable state within each period. Thermal fluctuations play a positive role, allowing the motor to avoid getting trapped in such metastable states on its search for the potential minimum after each conformational change due to ATP binding and ATP hydrolysis.

Within the power-stroke idealization, the maximal mean velocity of the motor due to the fluctuations between the potentials $V_{1,2}(x)$ becomes $v = L\nu_{\text{turn}}$, where ν_{turn} is the typical motor turnover rate. The latter is composed of the conformational transition rates $\nu_{1,2}$ ac-

ording to $\nu_{\text{turn}}^{-1} = \nu_1^{-1} + \nu_2^{-1}$. We assume that these transition rates do not depend on the transport coordinate x . Such an ideal motor would consume one ATP molecule (with an energy amount of 0.5 to 0.62 eV or 20 to 25 $k_B T$ at room temperature, k_B being the Boltzmann constant) while transferring a cargo over the distance L . The corresponding energy $E_{\text{in}}(t)$ invested into the temporal increase of the potential energy of the motor during repeating turnover cycles of the ‘catalytic wheel’⁴¹ can be calculated as a sum of potential energy jumps $\Delta V(x(t_i))$ occurring at random instants of time t_i marking cyclic conformational transitions $V_1 \rightarrow V_2 \rightarrow V_1 \rightarrow \dots$ ⁴². Furthermore, apart from delivering a cargo over a distance $\delta x(t)$, the motor can perform useful work, $W_{\text{use}}(t) = f_0 \delta x(t)$, against some constant force f_0 opposing its direction of motion. Ensemble averaging over many trajectory realizations, we obtain the thermodynamic efficiency $R_{\text{th}} = \langle W_{\text{use}}(t) \rangle / \langle E_{\text{in}}(t) \rangle$. In the long time limit this is a time-independent quantity in the normal transport regime, where both $\langle E_{\text{in}}(t) \rangle$ and $\langle W_{\text{use}}(t) \rangle$ are proportional to time. If $f_0 = 0$, the thermodynamic efficiency is zero, and all the input energy will be dissipated as heat. In order to characterize the energetic performance of a molecular motor in such a situation, we introduce the delivery efficiency D defined as the ratio of delivery distance d to the product of delivery time t and the average number of turnover cycles $\langle N_{\text{turn}} \rangle$ (number of ATP molecules consumed). D thus has the meaning of a mean delivery velocity per input energy amount (in dimensionless units). The goal is to deliver cargo over a certain distance as quickly as possible using the smallest amount of energy. Thus, ideally $d = L \langle N_{\text{turn}} \rangle$ and $\langle N_{\text{turn}} \rangle = \nu_{\text{turn}} t$. Therefore, $D_{\text{ideal}} = L^2 \nu_{\text{turn}} / d$, which linearly increases with the turnover frequency. However, we expect the delivery efficiency to deviate from this idealization.

Both the motor and its cargo are subjected to friction and random thermal forces from the environment. For normal viscous Stokes friction, the frictional drag force is $f_{\text{fr}}(t) = -\eta_0 \dot{x}(t)$, where η_0 is the friction coefficient. It is proportional to the medium’s viscosity ζ and the particle size. For a sphere of radius a , $\eta_0 = 6\pi a \zeta$. If we assume that the linker between the motor and its cargo is rigid, we can model their coupled motion as that of a point particle moving under an effective frictional force. In this way, one accounts for the cargo size simply by adjusting the effective friction. The dynamics for such a simplified motor is then defined by the Langevin equation

$$\eta_0 \dot{x}(t) = -\frac{\partial V(x, t)}{\partial x} - f_0 + \xi_0(t), \quad (1)$$

where $\xi_0(t)$ is a Gaussian random thermal force with zero mean, which is completely characterized by its auto-correlation function. The fluctuation-dissipation relation $\langle \xi_0(t) \xi_0(t') \rangle = 2k_B T \eta_0 \delta(t - t')$ ensures that the description is compliant with the laws of thermodynamics, so that no directional motion can emerge when $V(x, t)$ is time-independent and fixed to either $V_1(x)$ or $V_2(x)$. The

prototype motor model (1) has been investigated in great detail within a Markovian setting, using various model potentials and a different number of motor substates.

Our focus here is different, for the following experimental facts. As mentioned, even in the absence of cargo the effective friction coefficient for the motor is enhanced by a factor of 100 to 1000 in the cytosol compared with the one in water²⁶. This phenomenon is due to the superdense state of the cytosol, crowded with various biopolymers. Concurrently, the diffusing nanoparticles themselves experience a medium with an effectively enhanced viscosity, that depends on the particle size³⁹. Moreover, numerous experiments reveal^{20,30,37,38} that the complex shear modulus $G^*(\omega)$ of the cytosol displays a power law scaling $G^*(\omega) \propto (i\omega)^\alpha$, α ranging between 0.2 and 0.9 for frequencies in the range from inverse milliseconds to several hundred inverse seconds^{5,9,20,30,38}. This reflects the viscoelastic nature of the cytosol, which needs to be taken into account for molecular motors^{17,30,35,43-48}. To explicitly consider viscoelastic effects for cargo particles is even more pressing given the experimental results revealing viscoelasticity-induced subdiffusion of submicron particles^{17,20,21,31,32}, whose size is comparable to typical, larger cargo such as vesicles. This implies that: (i) the dynamics must be described by a frequency-dependent friction corresponding to a viscoelastic memory for the friction term with a power-law kernel³⁵ $\zeta(t) \propto t^{-\alpha}$, such that (ii) the diffusion of free particles becomes anomalously slow $\langle \delta x^2(t) \rangle \propto t^\alpha$ with $0 < \alpha < 1$ on the corresponding time scales from milliseconds to minutes. This is a mesoscopic, transient effect. However, it becomes very important for transport processes in living cells as they occur on exactly the physiologically relevant time and length scales. Consequently, the Langevin equation (1) for the motor's velocity must be extended to the generalized Kubo-Langevin form

$$\eta_0 \dot{x}(t) = -\frac{\partial V(x,t)}{\partial x} - f_0 + \xi_0(t) - \int_{-\infty}^t \eta_m(t-t') \dot{x}(t') dt' + \xi_m(t), \quad (2)$$

where $\eta_m(t) \propto \zeta(t)$, and $\xi_m(t)$ represents colored thermal Gaussian noise with autocorrelation function $\langle \xi_m(t) \xi_m(t') \rangle = k_B T \eta_m(|t-t'|)$, as demanded by thermodynamics (absence of directed transport in a static periodic potential $U_i(x)$) and the Kubo second fluctuation-dissipation theorem⁴⁹. On physical grounds, a memory cutoff always exists for $\eta_m(t)$ such that on a sufficiently long intermediate time scale the kernel has the scaling property $\eta_m(t) \propto t^{-\alpha}$. This ensures that the effective friction coefficient $\eta_0 + \eta_{\text{eff}}$ with $\eta_{\text{eff}} = \int_0^\infty \eta_m(t) dt$ is finite, but strongly enhanced over η_0 , in compliance with previous studies of molecular motors²⁶. There exists also a short time cutoff, corresponding to the largest vibrational frequency of the medium contributing to the friction. Given the upper and lower cutoff, one can approximate the memory kernel $\eta_m(t)$ by a finite sum of exponentials^{35,50} and

the generalized Langevin equation (2) can be derived from a corresponding multi-dimensional Markovian Maxwell-Langevin model of viscoelastic dynamics³⁵, see **Methods** for details. On the basis of this theoretically and experimentally well-founded approach the results herein were obtained from numerical analysis.

Results

Perfectly normal transport. The first major surprise is that even carrying large cargo particles like magnetic endosomes with radius about 300 nm our model motor can operate by an almost perfect power stroke mechanism in the normal transport regime, as demonstrated in Fig. 2. For this, the binding potential amplitude should be sufficiently large, $U_0 = 0.25$ eV, and the turnover rate sufficiently small, $\nu_{\text{turn}} \sim 100$ Hz, both reasonable values for this motor-cargo system. This almost perfect dynamics occurs in spite of the fact that the free cargo alone subdiffuses, $\langle \delta x^2(t) \rangle \sim 2D_\alpha t^\alpha / \Gamma(1+\alpha)$, on a transient time scale between $\tau_{\text{max}} / \tilde{\eta}_{\text{eff}}^{1/(1-\alpha)}$ (see Methods) and τ_{max} with a subdiffusion coefficient as small as $D_\alpha \approx 3.68 \times 10^{-16} \text{m}^2/\text{s}^{0.5}$ for $\tilde{\eta}_{\text{eff}} = 10^4$ and $\tau_{\text{max}} = 22.4$ sec. This normal transport regime is possible as viscoelastic subdiffusion is ergodic^{8,35,50}. Moreover, for a sufficiently large potential barrier ΔV separating spatial periods of the potential the particle has enough time τ_{rel} to relax and settle down sufficiently close to the potential minimum. Thus, it can be advanced by a half-period at each switch of the potential, despite the power-law character of the relaxation dynamics, if only the time scale separation condition $\tau_{\text{rel}} \ll \tau_{\text{turn}} \ll \tau_{\text{esc}}$ is satisfied. This condition is easy to fulfill for realistically small turnover frequencies ν and realistic $\Delta V \sim 15$ to $30 k_B T_{\text{room}}$ since the mean escape time grows exponentially fast with the barrier height, $\tau_{\text{esc}} \propto \exp(\Delta V/k_B T)$. The occurrence of such normal transport is consistent with most observations on molecular motors. Thus we accomplished our first goal, to explain the active normal transport of particles, that otherwise subdiffuse when they are not attached to a motor. However, the model motor considered here is actually assumed to be a little too strong. It has a stalling force of about 15 pN, almost twice the typical value, see below. Let us therefore consider a somewhat weaker binding potential and faster enzyme turnover rates to see the origin of anomalous transport for such a large cargo.

Anomalous transport. Indeed, when we decrease the potential amplitude U_0 by 2/3, increasing turnover frequency and in the presence of an opposing (external drag) force f_0 , which further reduces the effective barrier height, an anomalous transport regime $\langle \delta x(t) \rangle \propto t^{\alpha_{\text{eff}}}$ with $0 < \alpha_{\text{eff}} < 1$ is enforced, see Fig. 3,a. The thermodynamic efficiency in this strongly anomalous transport regime is rather small, see Fig. 3,b. Moreover, it becomes an algebraically decaying function of time^{47,48}, $R_{\text{th}}(t) \propto 1/t^{1-\alpha_{\text{eff}}}$. This happens because $W_{\text{use}}(t) \propto \langle \delta x(t) \rangle \propto t^{\alpha_{\text{eff}}}$ scales sublinearly with time, while the

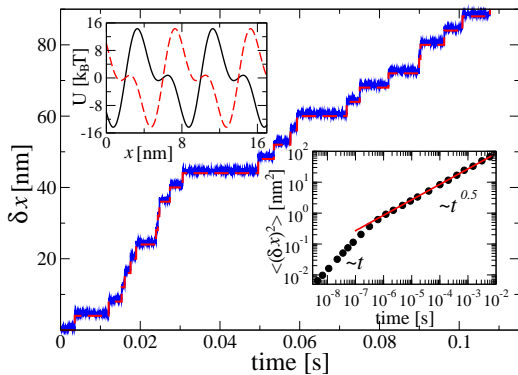


FIG. 2: Normal transport for large cargo particles, large potential amplitude and small turnover rate, in the absence of constant loading force, $f_0 = 0$. Single motor transport (full line) is almost perfectly locked to the potential fluctuations (broken red line depicting a renewal process counting the number of potential fluctuations in units of $L/2$) occurring with mean turnover frequency $\nu_{\text{turn}} = 112$ Hz, in a potential (top inset) with amplitudes $U_0 = 0.25$ eV ($U_0 = 1$ in dimensionless units) and $U_1 = 0.162$ eV ($\Delta V = 0.7$ eV), for $L = 8$ nm. A particle with an effective radius 300 nm (like a magnetic endosome³⁰) experiences asymptotically for $t \gg \tau_{\text{max}} \approx 22.4$ sec an effective viscous friction enhanced by a factor of $\tilde{\eta}_{\text{eff}} = 10^4$ with respect to water. The bottom inset shows that on the relevant transient time scale the free particle subdiffuses with anomalous diffusion coefficient $D_\alpha \approx 368 \text{ nm}^2/\text{s}^{0.5}$. Initially, the diffusion is normal. The time-average over a single trajectory, $\langle \delta x^2(t) \rangle \tau = \frac{1}{\tau-t} \int_0^{\tau-t} [x(t+t') - x(t')]^2 dt'$, is shown for $\tau = 0.1$ sec and compared with the theoretical subdiffusive ensemble-averaged result (red line). See **Methods**.

input energy is consumed at a constant rate. This means that asymptotically most of the input energy is used to overcome the dissipative influence of the environment characterized by the massively enhanced effective viscosity. Concurrently, the useful work performed against the force f_0 always remains finite and the stalling force f_0^s is also about the same as for normal diffusion ratchets. This finding agrees with typical experimental values of 7 to 8 pN for the stalling force of kinesin motors²⁶. The slower the motor turnover is, the larger the effective transport exponent α_{eff} becomes, along with a higher motor efficiency. The efficiency displays almost a parabolic dependence on the force f_0 , $R_{\text{th}} \propto f_0(1 - f_0/f_0^s)$ in this regime. A similar dependence was derived for fluctuating tilt viscoelastic ratchets^{47,48}. The stalling force is not only roughly proportional to the barrier height, but also depends on the frequency of the potential switches.

Smaller cargo size. Depending on the cargo size and the binding potential amplitude the transport can become more normal and thermodynamically highly efficient even for a large turnover frequency, as Fig. 4 illustrates for $\nu_{\text{turn}} = 1.12$ kHz. This is about the maximal turnover frequency which can be expected for molecular motors. For this, the potential amplitude should be sufficiently large and the cargo smaller in size. Here, we reduced $\tilde{\eta}_{\text{eff}}$ to 10^3 with the same $\tau_{\text{max}} = 22.4$ sec. Hence,

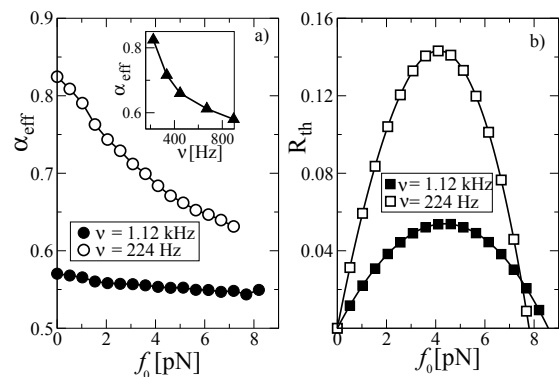


FIG. 3: Anomalous transport of large cargo particles at lower potential amplitude, larger turnover rates, and in the presence of loading force f_0 . (a) Effective anomalous transport exponent α_{eff} and (b) thermodynamic efficiency R_{th} while working against a constant force f_0 near the end point of the simulations (0.224 sec or 10^6 in dimensionless units). The thermodynamic efficiency decays over time as $R_{\text{th}}(t) \propto 1/t^{1-\alpha_{\text{eff}}}$. The analysis considers the same particles as in Fig. 2, but here the potential height is reduced by factor of 2/3. Ensemble averaging is performed over 10^3 particles and random realizations of potential flashes. The inset in (a) shows the dependence of α_{eff} on the mean enzyme turnover frequency for $f_0 = 0$.

assuming that the effective viscosity of the medium remains unchanged, $\eta_\alpha \sim \eta_{\text{eff}} \tau_{\text{max}}^{\alpha-1}$ becomes reduced by a factor of ten, which corresponds to a cargo with one tenth of the size, that is, of some 30 nm radius. However, if we were taking into account its dependence on the particle size³⁹, this value of $\tilde{\eta}_{\text{eff}}$ should in fact be attributed to particles with approximate radius of 100 nm. The subdiffusion coefficient is enhanced accordingly, $D_\alpha \approx 3.68 \cdot 10^{-15} \text{ m}^2/\text{s}^{0.5}$. Furthermore, to show that the fractional friction strength η_α and the subdiffusion coefficient D_α are characteristic for the transport properties rather than η_{eff} and τ_{max} separately, we also considered the case with $\tilde{\eta}_{\text{eff}} = 10^4$ and $\tau_{\text{max}} = 2240$ sec yielding the same D_α , see data with $U_0 = 1.0$ in Fig. 4. For the largest potential amplitude in Fig. 4 the thermodynamic efficiency is appreciably high, up to 45% for the studied case. This is very surprising: The transport efficiency in the anomalous regime can be temporally almost as high as the maximal efficiency of kinesin motors in the normal regime (about 50%). For this potential amplitude, however, our motor is stronger than a typical kinesin motor. It has a stalling force of about 15 pN, see Fig. 4. The effective exponent α_{eff} is about 0.87 at this maximum. However, the transport is anomalous and the efficiency decays algebraically as $R_{\text{th}}(t) \propto t^{-0.13}$. For increasing loading force f_0 the anomalous diffusion exponent α_{eff} becomes smaller and the thermodynamic efficiency drops faster as function of time. This means that the optimal value of force f_0 corresponding to the maximum of R_{th} slowly shifts towards smaller values, as if the motor became gradually ever more tired, and more quickly exhausted for a higher load. Upon reduction of

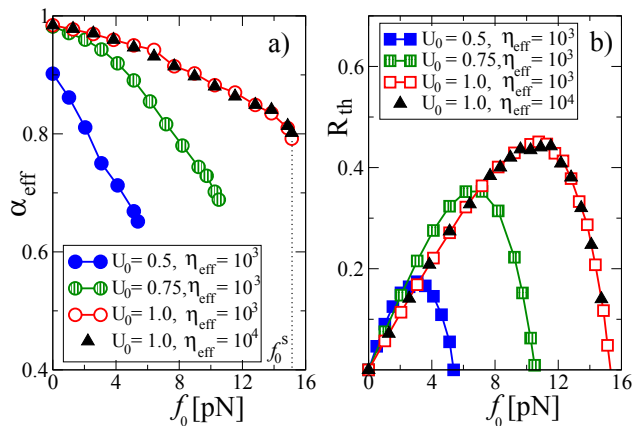


FIG. 4: Dependence of (a) the effective transport exponent α_{eff} and (b) the thermodynamic efficiency R_{th} on the load f_0 , for three different potential amplitudes and for turnover frequency $\nu_{\text{turn}} = 1.12$ kHz. Ensemble averaging is done over 10^3 particles and random realizations of potential flashes, $\tilde{\eta}_{\text{eff}} = 10^3$, $\tau_{\text{max}} = 22.4$ sec, or $\tilde{\eta}_{\text{eff}} = 10^4$ and $\tau_{\text{max}} = 2240$ sec (with the same η_α , see **Methods**). Matching of the results for two sets with the same amplitude $U_0 = 1.0$ indicates that η_α is the characteristic quantity, rather than η_{eff} and τ_{max} separately. Efficiency is calculated at the end point of simulations 10^6 corresponding to $t = 0.224$ sec.

the barrier height by a factor of 3/4 the transport is still close to normal for $f_0 = 0$. Moreover, the thermodynamic efficiency can still be temporally rather high at optimal load. However, α_{eff} drops now faster with f_0 . A stronger reduction of the potential amplitude, by one half, leads immediately to the emergence of a low efficiency, strongly anomalous transport regime, even for $f_0 = 0$ (Fig. 4). However, a strong reduction of the turnover frequency down to $\nu_{\text{turn}} = 100$ Hz will recover the normal transport regime for a sufficiently small f_0 in all cases considered. The transport of even smaller particles is clearly normal for realistic parameters.

Delivery performance. For vanishing loading force $f_0 = 0$ thermodynamic efficiency is zero, even in the normal transport regime. We proposed above that the performance of molecular motors such as kinesin should be characterized by the energetic efficiency D of the cargo delivery over a certain distance d . We calculated the above-defined delivery efficiency D in Fig. 5 as function of the turnover frequency ν_{turn} for several different delivery distances d , barrier heights U_0 , and fractional friction coefficients η_α . Remarkably, for a small cargo (smaller η_{eff} in Fig. 5) the calculated delivery efficiency follows the ideal power-stroke dependence, $D = L^2\nu_{\text{turn}}/d$ in the entire range of realistic turnover frequencies. Even for a relatively large cargo, Fig. 3, but for much smaller turnover frequencies the transport is close to this ideal normal regime. It is expected to be normal already for $\nu_{\text{turn}} = 10$ Hz. Such a small frequency is, however, not accessible to numerical analysis. In the anomalous regime, with increasing turnover frequency

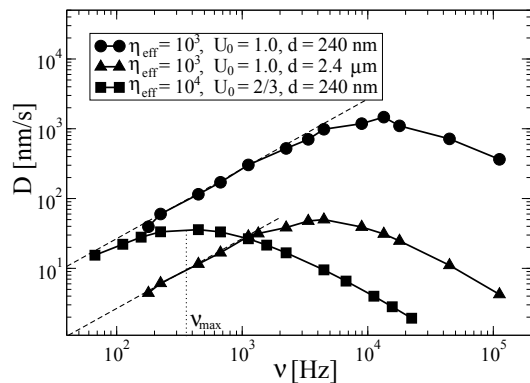


FIG. 5: Delivery efficiency D as function of the turnover frequency ν_{turn} . In the ideal power-stroke regime, $D_{\text{ideal}} = L^2\nu_{\text{turn}}/d$. For small ν_{turn} our results agree with this simple dependence (broken lines).

the delivery efficiency reaches a maximum at ν_{max} and then decreases. The anomalous transport becomes less efficient for $\nu > \nu_{\text{max}}$ and ν_{max} shifts to smaller values with increasing delivery distance d . We speculate that in the cell economy this effect can become relevant for the optimization of the metabolic budget.

Discussion

We showed that transport by molecular motors becomes anomalous for large cargo particles with large fractional friction coefficient η_α when the enzyme turnover is fast, and the binding potential amplitudes ΔV is not sufficiently large. Larger potential amplitude ΔV for the fixed spatial period leads to faster relaxation of the motor particle to a new potential minimum after each potential switch. The enhancement of η_α leads to slower relaxation which asymptotically follows a power law decay $t^{-\alpha}$. For this reason, to guarantee the occurrence of normal transport the condition $\nu_{\text{turn}}^{-1} \gg \tau_{\text{rel}}$ must be fulfilled, the separation of time scales should account to several orders of magnitude. Since the potential curvature can be estimated as $\kappa = (2\pi/L)^2\Delta V$, and the anomalous relaxation rate as⁵⁰ $\tau_{\text{rel}} \sim (\eta_\alpha/\kappa)^{1/\alpha}$, one can see that the ratio $\eta_\alpha/\Delta V$ is important to determine the scale of τ_{rel} . Even if the transport of a large cargo is anomalous for $\Delta V \approx 0.47$ eV in Fig. 3 the reduction of η_α rapidly enforces normal transport, similarly to the reduction of ν_{turn} . Therefore, for realistic turnover frequencies the molecular transport by kinesins is expected to be normal for vesicles of a typical radius of 30 nm, and possibly up to 100 nm. Anomalous transport emerges for large cargos with radius ~ 300 nm or larger. This explains why the same molecular motors can mediate both normal and anomalous transport in living cells depending on the cargo size. The occurrence of an anomalous transport exponent is thus reconciled with the the normal transport behavior for small cargo at lower turnover frequencies.

Our research provokes a number of followup questions.

Thus, what happens if we relaxed the assumption of a rigid motor-cargo linker molecule? In that case, the large subdiffusing cargo is elastically coupled to a molecular motor, that possibly still operates normally in the absence of cargo. We are currently investigating this generalization for realistic spring constants of the linker. However, qualitatively the results remain very similar. Another question is prompted by the experimental results in Ref.³⁰, suggesting that the motors can collectively transport several magnetosomes jointed into a chain. A generalization of our non-Markovian model to such collectively operating motors would be important for our understanding of large-cargo transport in living cells.

Concluding, we proposed a simple basic model which reconciles experimental observations of both normal and anomalous transport by identical, highly processive molecular motors in biological cells. Our model presents an immediate generalization of a well-known two-state model of normally diffusing molecular motors accounting for the viscoelastic properties of the intracellular fluid. It not only explains how molecular motors may still operate by a power-stroke like mechanism while carrying a large cargo which subdiffuses when left alone, but also why and how an anomalous transport regime emerges for even larger cargo. It thus presents a good starting point for future research and further generalizations. Understanding how molecular motors perform in the viscoelastic cytosol of living cells despite the subdiffusion of the free cargo is compelling. Our findings open new vistas to the old problem of intracellular trafficking, reconciling seemingly conflicting results for the motor-cargo dynamics under different conditions. Finally, our results will be of crucial importance for the design of new technologies of motor-driven particle and drug delivery in the crowded cytosol of cells. We are confident that our findings will prompt a series of new experiments on the dynamics of molecular motors under realistic conditions in live cells.

Methods

The numerical approach to integrate the dynamic equation (2) with a power-law rests on the approximation of the memory kernel by a sum of exponentials^{35,50},

$$\eta_m(t) = \sum_{i=1}^N k_i \exp(-\nu_i t). \quad (3)$$

The rate constants ν_i and elastic constants k_i are chosen to obey a fractal scaling⁵¹, $\nu_i = \nu_0/b^{i-1}$, $k_i \propto \nu_i^\alpha$, with a dilation parameter $b > 1$, and a shortest memory time ν_0^{-1} in the hierarchy. Due to the scaling property $\eta_m(ht, \nu_0) = h^{-\alpha} \eta_m(t, h\nu_0)$ this choice indeed provides a power law regime, $\eta_m(t) \propto t^{-\alpha}$ on time scales $\nu_0^{-1} \ll t \ll \tau_{\max} = b^{N-1}/\nu_0$, with small superimposed logarithmic oscillations. Physically, this corresponds to representing a viscoelastic environment by auxiliary Brownian quasi-particles with coordinates x_i . They are coupled to the central Brownian particle by elastic constants k_i and are subject to the thermal noises and frictional

forces with viscous frictional constants $\eta_i = k_i/\nu_i$ ³⁵,

$$\begin{aligned} \eta_0 \dot{x} &= f(x, t) - \sum_{i=1}^N k_i (x - x_i) + \xi_0(t), \\ \eta_i \dot{x}_i &= k_i (x - x_i) + \sqrt{2\eta_i k_B T} \xi_i(t), \end{aligned} \quad (4)$$

where $f(x, t) = -\partial U(x, t)/\partial x$, and $\xi_i(t)$ are uncorrelated white Gaussian noises of unit intensity, $\langle \xi_i(t') \xi_j(t) \rangle = \delta_{ij} \delta(t - t')$, which are also uncorrelated to $\xi_0(t)$. To have a complete equivalence with equation (2), the initial positions $x_i(0)$ are sampled from a Gaussian distribution centered around $x(0)$, $\langle x_i(0) \rangle = x(0)$ with variance $\langle [x_i(0) - x(0)]^2 \rangle = k_B T/k_i$. We set

$$k_i = \nu_0 \eta_{\text{eff}} \frac{b^{1-\alpha} - 1}{b^{(i-1)\alpha} [b^{N(1-\alpha)} - 1]} \quad (5)$$

and use $b = 10$ which leads to a maximal relative error with respect to the exact power-law of less than 4%⁴⁷, for $\alpha = 0.5$, on relevant intermediate time scale. The effective relative friction coefficient $\tilde{\eta}_{\text{eff}} = \eta_{\text{eff}}/\eta_0 \gg 1$ is used as a parameter in our simulations. The parameter ν_0 controls the matching accuracy of our model with the model of fractional Langevin dynamics (the memory kernel $\eta_m(t) = \eta_\alpha t^{-\alpha}/\Gamma(1-\alpha)$) at short to intermediate times, where initially for times $t \ll \tau_{\text{in}} = (\eta_0/\eta_\alpha)^{1/(1-\alpha)}$ the free diffusion is normal, $\langle \delta x^2(t) \rangle \sim 2D_0 t$ with $D_0 = k_B T/\eta_0$ in accordance with the Einstein-Stokes relation. Then, anomalous diffusion emerges, $\langle \delta x^2(t) \rangle \sim 2D_\alpha t^\alpha/\Gamma(1+\alpha)$ with $D_\alpha = k_B T/\eta_\alpha$. The number N of auxiliary quasi-particles controls the maximal range of subdiffusive dynamics, which becomes again normal, $\langle \delta x^2(t) \rangle \sim 2D_{\text{eff}} t$, for $t \gg \tau_{\text{max}} = b^{N-1}/\nu_0$ with $D_{\text{eff}} = k_B T/(\eta_{\text{eff}} + \eta_0)$. Note that the fractional viscosity $\eta_\alpha = \eta_{\text{eff}} \tau_{\text{max}}^{\alpha-1}/r$, where $r = \frac{C_\alpha(b)}{\Gamma(1-\alpha)} \frac{b^{1-\alpha}}{b^{1-\alpha}-1} [1 - b^{-N(1-\alpha)}]$, is a numerical coefficient, $r \approx 1.07$ for $N \geq 6$, $\alpha = 0.5$, and $b = 10$, with $C_\alpha(b) \approx 1.3$ ⁵⁰. An interesting observation is that in terms of τ_{max} and $\tilde{\eta}_{\text{eff}}$, $\tau_{\text{in}} \sim \tau_{\text{max}}/\tilde{\eta}_{\text{eff}}^{1/(1-\alpha)}$. Therefore, the effective viscosity $\tilde{\eta}_{\text{eff}}$ defines the time range of subdiffusion, from $\tau_{\text{max}}/\tilde{\eta}_{\text{eff}}^{1/(1-\alpha)}$ to τ_{max} , independently of b , and N ! For example, for $\tilde{\eta}_{\text{eff}} = 10^3$ and $\alpha = 0.5$ one expects that subdiffusion will extend over 6 decades in time. In the simulations, we scale length in units of L and time in units of $\tau_0 = L^2 \eta/(4\pi^2 U_0)$, where U_0 was taken equal to $U_0 = 0.25$ eV (or about $10 k_B T_{\text{room}}$ with fixed temperature). The time step was $\delta t = 0.01$ and t_{max} was varied from 10^6 to 10^7 . The ratio U_1/U_0 was fixed to 0.65. Four different values of U_0 were used: $U_0 = 1, 3/4, 2/3$, and $1/2$. The largest one corresponds to the largest potential barrier ΔV separating two potential periods of about $28 k_B T_{\text{room}} \approx 0.7$ eV, $2/3$ to about $18.7 k_B T_{\text{room}} \approx 0.47$ eV, and the smallest one to $14 k_B T_{\text{room}} \approx 0.35$ eV. The larger U_0 the more efficiently the motor works, as the probability of thermally activated backsteps is exponentially suppressed with $\Delta V/k_B T$. This is necessary to provide an ideal power-stroke operation at small turnover frequencies. However, the energy released from the hydrolysis of one ATP molecule will not be sufficient to perform one cycle of operation in the case $\Delta V_0 = 0.7$ eV because of the energy derived from the hydrolysis of one ATP molecule does not exceed 0.62 eV. To drive a cycle of two potential flashes one needs an input energy of at least 0.7 eV (0.35 eV per one conformational change, about one half of potential barrier separating potential periods, see upper inset in Fig. 2). The power exponent of anomalous diffusion was

fixed to $\alpha = 0.5$ to interpolate between $\alpha = 0.4$ for an intact cytoskeleton^{30,43} and $\alpha = 0.56$ ³⁰ when the actin filaments are disrupted. For the radius $a = 300$ nm of a single magnetic endosome³⁰ one estimates $\eta_0 \approx 5.65 \cdot 10^{-9}$ N · s/m in water of viscosity $\zeta = 10^{-3}$ Pa · s. This yields $\tau_0 \approx 2.24 \cdot 10^{-7}$ s. We use $\nu_1 = \nu_2$ in the simulations. Hence, $\nu = \nu_1/2$, and the frequency $\nu_1 = 5 \cdot 10^{-4}$ corresponds to $\nu \approx 1.12$ kHz. This is about the maximal possible turnover frequency for molecular motors²⁶. For an effective particle ten times smaller, $\tau_0 \approx 2.24 \cdot 10^{-8}$ s and $\nu_1 = 5 \cdot 10^{-5}$ would correspond to the

same physical turnover frequency. For a magnetic endosome we estimate $\tilde{\eta}_{\text{eff}} = 10^4$, $\nu_0 = 0.1$ and take $N = 8$, which yields $\tau_{\text{max}} \approx 22.4$ sec and $D_\alpha \approx 3.68 \cdot 10^{-16}$ m²/s^{0.5}, of the same order of magnitude as in experiments for a cargo consisting of several such endosomes³⁰. Alternatively, with a smaller $\tilde{\eta}_{\text{eff}} = 10^3$ for $\nu_0 = 1$ and $N = 9$, D_α is by a factor of ten larger, $D_\alpha \approx 3.68 \cdot 10^{-15}$ m²/s^{0.5}, at the same τ_{max} . One obtains the same D_α by simultaneously increasing $\tilde{\eta}_{\text{eff}}$ to $\tilde{\eta}_{\text{eff}} = 10^4$ and τ_{max} to $\tau_{\text{max}} = 2240$ sec ($N = 11$).

- 1 Einstein, A. Über die von der molekularkinetischen Theorie der Wärme geforderte Bewegung von in ruhenden Flüssigkeiten suspendierten Teilchen. *Ann. Phys.* **322**, 549-560 (1905).
- 2 Perrin, J. Mouvement brownien et réalité moléculaire. *Ann. Chim. Phys.* **18**, 1-114 (1909).
- 3 Huang, R. *et al.* Direct observation of the full transition from ballistic to diffusive Brownian motion in a liquid. *Nature Phys.* **7**, 576-580 (2011).
- 4 Franosch, T. *et al.* Resonances arising from hydrodynamic memory in Brownian motion. *Nature* **478**, 85-88 (2011).
- 5 Mason, T. G. & Weitz, D. A. Optical measurements of frequency-dependent linear viscoelastic moduli of complex fluids. *Phys. Rev. Lett.* **74**, 1250-1253 (1995).
- 6 Mattsson, J. *et al.* Soft colloids make strong glasses. *Nature* **462**, 83 (2009).
- 7 Weeks, E. R. *et al.* Three-dimensional direct imaging of structural relaxation near the colloidal glass transition. *Science* **287**, 627-631 (2000).
- 8 Barkai, E., Garini, Y., & Metzler, R. Strange kinetics of single molecules in living cells. *Phys. Today* **65**(8), 29-35 (2012).
- 9 Yamada, S., Wirtz, D., Kuo, S. C. Mechanics of living cells measured by laser tracking microrheology. *Biophys. J.* **78**, 1736-1747 (2000).
- 10 Golding, I. & Cox, E. C. Physical nature of bacterial cytoplasm. *Phys. Rev. Lett.* **96**, 098102 (2006).
- 11 Ellis, R. J. & Minton, A.P. Cell biology: join the crowd. *Nature* **425**, 27-28 (2003).
- 12 McGuffee, S. R. & Elcock, A. H. Diffusion, crowding & protein stability in a dynamic molecular model of the bacterial cytoplasm. *PLoS Comput. Biol.* **6**, e1000694 (2010).
- 13 Saxton, M. J. & Jacobson, K. Single-particle tracking: applications to membrane dynamics. *Annu. Rev. Biophys. Biomol. Struct.* **26**, 373-399 (1997).
- 14 Höfling, F. & Franosch, T. Anomalous transport in the crowded world of biological cells. *Rep. Progr. Phys.* **76**, 046602 (2013).
- 15 Wachsmuth, M., Waldeck, W. & Langowski, J. Anomalous diffusion of fluorescent probes inside living cell nuclei investigated by spatially-resolved fluorescence correlation spectroscopy. *J. Mol. Biol.* **298**, 677689 (2000).
- 16 Seisenberger, G. *et al.* Real-time single-molecule imaging of the infection pathway of an adeno-associated virus. *Science* **294**, 1929-1932 (2001).
- 17 Caspi, A., Granek, R. & Elbaum, M. Diffusion and directed motion in cellular transport. *Phys. Rev. E* **66**, 011916 (2002).
- 18 Taylor, M. A., Janousek, J., Daria, V., Knittel, J., Hage, B., Bachor, H.-A. & Bowen, W. P. Biological measurement beyond the quantum limit. *Nature Photonics* **7**, 229-233 (2013).
- 19 Jeon, J. H., Tejedor, V., Burov, S., Barkai, E., Selhuber-Unkel, C., Berg-Sørensen, K., Oddershede, L. & Metzler, R. In vivo anomalous diffusion and weak ergodicity breaking of lipid granules. *Phys. Rev. Lett.* **106**, 048103 (2011).
- 20 Guigas, G., Kalla, C. & Weiss, M. Probing the nanoscale viscoelasticity of intracellular fluids in living cells. *Biophys. J.* **93**, 316-323 (2007).
- 21 Tabei, S. M. A., Burov, S., Kim, H. Y., Kuznetsov, A., Huynh, T., Jureller, J., Philipson, L. H., Dinner, A. R. & Scherer, N. F. Intracellular transport of insulin granules is a subordinated random walk. *Proc. Natl. Acad. Sci. USA* **110**, 4911-4916 (2013).
- 22 Metzler, R. & Klafter, J. The random walks guide to anomalous diffusion: a fractional dynamics approach. *Phys. Rep.* **339**, 1-77 (2000).
- 23 Jones, A. T., Gumbleton, M. & Duncan R.. Understanding endocytic pathways and intracellular trafficking: a prerequisite for effective design of advanced drug delivery systems. *Adv. Drug Deliv. Rev.* **55**, 1353-1357 (2003).
- 24 Hirokawa, N. & Takemura, R. Molecular motors and mechanisms of directional transport in neurons. *Nature Reviews* **6**, 201-214 (2005).
- 25 Jülicher, F., Ajdari, A., Prost, J. Modeling molecular motors. *Rev. Mod. Phys.*, **69**, 1269-1282(1997).
- 26 Jülicher, F. Force and motion generation of molecular motors: A generic description. in: Müller, S. C., Parisi J., Zimmermann, W. (eds.) *Transport and Structure: Their Competitive Roles in Biophysics and Chemistry* (Springer, Berlin), Lect. Not. Phys. **532**, 46-74 (1999).
- 27 Astumian, R. D. Thermodynamics and kinetics of a Brownian motor. *Science* **276**, 917-922 (1997).
- 28 Reimann, P. Brownian motors: noisy transport far from equilibrium. *Phys. Rep.* **361**, 57-265 (2002).
- 29 Fisher, M. E. & Kolomeisky, A. B. Simple mechanochemistry describes the dynamics of kinesin molecules. *Proc. Natl. Acad. Sci. USA* **98**, 7748-7753 (2001).
- 30 Robert, D., Nguyen, Th.-H., Gallet, F. & Wilhelm, C. In vivo determination of fluctuating forces during endosome trafficking using a combination of active and passive microrheology. *PLoS ONE* **4**, e10046 (2010).
- 31 Jeon, J. H., Leijnse, N., Oddershede, L. B. & Metzler, R. Anomalous diffusion and power-law relaxation of the time averaged mean squared displacement in worm-like micellar solutions. *New J. Phys.* **15**, 045011 (2013).
- 32 Szymanski, J. & Weiss M., Elucidating the origin of anomalous diffusion in crowded fluids. *Phys. Rev. Lett.* **103**, 038102 (2009).
- 33 Bouchaud, J.-P. & Georges, A. Anomalous diffusion in disordered media: statistical mechanisms, models and physical applications. *Phys. Rep.* **195**, 127-293 (1990).
- 34 Gemant, A. A method of analyzing experimental results obtained from elasto-viscous bodies. *Physics* **7**, 311-317 (1936).
- 35 Goychuk, I. Viscoelastic subdiffusion: Generalized Langevin Equation approach. *Adv. Chem. Phys.* **150**, 187-253 (2012).
- 36 F. Amblard, *et al.*, Subdiffusion and anomalous local viscoelasticity in actin networks, *Phys. Rev. Lett.* **77**, 4470-4473 (1996).
- 37 H. Qian, Single-particle tracking: Brownian dynamics of viscoelastic materials, *Biophys. J.* **79**, 137-143 (2000).
- 38 Waigh, T. A. Microrheology of complex fluids. *Rep. Prog. Phys.* **68**, 685-742 (2005).
- 39 Luby-Phelps, K. Cytoarchitecture and physical properties of cytoplasm: volume, viscosity, diffusion, intracellular surface area. *Int. Rev. Cyt.* **192**, 189-221 (2000).
- 40 Makhnovskii, Yu. A., Rozenbaum, V. M., Yang, D.-Y., Lin, S. H., & Tsong, T. Y. Flashing ratchet model with high efficiency. *Phys. Rev. E* **69**, 021102 (2004).
- 41 Wyman, J. The turning wheel: a study in steady states. *Proc. Nat. Acad. Sci. USA* **72**, 3983-3987 (1975).
- 42 Sekimoto, K. Kinetic characterization of heat bath and the energetics of thermal ratchet models. *J. Phys. Soc. Jpn.* **66**, 1234-1237(1997).
- 43 Bruno, L., Salierno, M., Wetzler, D. E., Desposito, M. A. & Levi, V. Mechanical properties of organelles driven by microtubuli-dependent molecular motors in living cells. *PLoS ONE* **6**, e18332 (2011).
- 44 Goychuk, I. Subdiffusive Brownian ratchets rocked by a periodic force. *Chem. Phys.* **375**, 450-457 (2010).
- 45 Goychuk, I. & Kharchenko, V. Fractional Brownian motors and Stochastic Resonance. *Phys. Rev. E* **85**, 051131 (2012).
- 46 Kharchenko, V. & Goychuk, I. Flashing subdiffusive ratchets in viscoelastic media. *New J. Phys.* **14**, 043042(2012).
- 47 Goychuk, I. & Kharchenko, V. Rocking subdiffusive ratchets: origin, optimization and efficiency. *Math. Model. Nat. Phenom.* **8**, 144-158 (2013).
- 48 Kharchenko, V. & Goychuk, I. Subdiffusive rocking ratchets in viscoelastic media: Transport optimization and thermodynamic efficiency in overdamped regime. *Phys. Rev. E* **87**, 052119 (2013).

- ⁴⁹ Kubo, R. The fluctuation-dissipation theorem, *Rep. Prog. Phys.* **29**, 255–284 (1966).
- ⁵⁰ Goychuk, I. Viscoelastic subdiffusion: from anomalous to normal. *Phys. Rev. E* **80**, 046125 (2009).
- ⁵¹ Palmer, R. G., Stein, D. L., E. Abrahams, E. & Anderson, P. W. Models of hierarchically constrained dynamics for glassy relaxation, *Phys. Rev. Lett.* **53**, 958–961 (1984).

Acknowledgments

Support of this research by the German Research Foundation, Grants GO 2052/1-1 and GO 2052/1-2, as well as funding from the Academy of Finland (FiDiPro scheme) are gratefully acknowledged. We also thank our colleagues Andrey Cherstvy and Aleksei Chechkin for useful discussions.

Author contributions

I.G., V.O.K, and R.M. designed the research; I.G. and V.O.K. carried out the research; I.G., V.O.K and R.M. wrote the paper.

Additional information

Supplementary Information accompanies this paper on www.nature.com/naturephysics.

Competing financial interests

The authors declare no competing financial interests.