

Euler tours and unicycles in the rotor-router model

V.S. Poghosyan¹ and V.B. Priezzhev²

¹*Institute for Informatics and Automation Problems*

NAS of Armenia, 0014 Yerevan, Armenia

²*Bogoliubov Laboratory of Theoretical Physics,*

Joint Institute for Nuclear Research, 141980 Dubna, Russia

A recurrent state of the rotor-routing process on a finite sink-free graph can be represented by a unicycle that is a connected spanning subgraph containing a unique directed cycle. We distinguish between short cycles of length 2 called "dimers" and longer ones called "contours". Then the rotor-router walk performing an Euler tour on the graph generates a sequence of dimers and contours which exhibits both random and regular properties. Imposing initial conditions randomly chosen from the uniform distribution we calculate expected numbers of dimers and contours and correlation between them at two successive moments of time in the sequence. On the other hand, we prove that the excess of the number of contours over dimers is an invariant depending on planarity of the subgraph but not on initial conditions. In addition, we analyze the mean-square displacement of the rotor-router walker in the recurrent state.

Keywords: rotor-router model, Euler walks, uniform spanning trees, unicycles.

I. INTRODUCTION

The rotor-router walk is the latter and most frequently used name of the model introduced independently in different areas during the last two decades. The previous names "self-directing walk" [1] and "Eulerian walkers" [2] reflected its connection with the theory of self-organized criticality [3] and the Abelian sandpile model [4]. Cooper and Spencer [5] called the model "P-machine" after Propp who proposed the rotor mechanism as the way to derandomize the internal diffusion-limited aggregation. Later on, several theorems in this direction have been proved in [6–8]. Holroyd and Propp [9] proved a closeness of expected values of many quantities for simple random and rotor-router walks. Applications of the

model to multiprocessor systems can be found in [10]. Recent works on the rotor-router walk address the questions on recurrence [11, 12], escape rates [13] and transitivity of the rotor-routing action [14].

The connection between the Abelian sandpiles, Euler circuits and the rotor-router model observed in the original paper [2] was the subject of the rigorous mathematical survey [15]. An essential idea highlighted in the survey is the consideration of the rotor-routing action of the sandpile group on spanning trees in parallel with rotor-routing on unicycles. The rotor-router walk started from an arbitrary rotor configuration on a finite sink-free directed graph G enters after a finite number of steps into an Euler circuit (Euler tour) and remains there forever. The length of the circuit is the number of edges of the digraph. Each recurrent rotor state can be represented by a connected spanning subgraph $\rho \subset G$ which contains as many edges as vertices and contains a unique directed cycle [22, 23, 25]. The dynamics of the rotor-router walk requires the location of the walker at a vertex $v \in \rho$ belonging to the cycle. The pair (ρ, v) is called unicycle (see Section II for precise definition). Thus, the walk passes the periodic sequence of unicycles.

A shortest cycle in the unicycle is the two-step path from a given vertex to one of nearest neighbors and back. We call the cycles of length 2 "dimers" by analogy with lattice dimers covering two neighboring vertices. Longer cycles involve more than two vertices and form directed contours. The Euler tour passes sequentially unicycles containing cycles of different length. The order in which dimers and contours alternate depends on the structure of the initial unicycle. Ascribing $+1$ to each step producing a contour and -1 to a dimer, we obtain for a "displacement" $\Delta(t)$ after t time-steps the picture (Fig.1) resembling the symmetric random walk. Nevertheless, the process actually is neither completely symmetric nor completely random. It is the aim of the present paper to investigate statistical properties of unicycles as they appear in course of the Euler tour.

We will see that the events "dimer" and "contour" correlate along the sequence and an excess of the number of dimers over contours is an invariant characterizing topology of the surface where the rotor-router walk occurs. Specifically, in the limit of large square lattice with periodic boundary conditions we find the expected number of dimers in the Euler tour and an analytical expression for the correlations dimer-dimer and contour-contour at two successive moments of time in the circuit. We consider a closed loop encircling a plane domain and prove that the rotor-router walk passed each directed edge of the domain

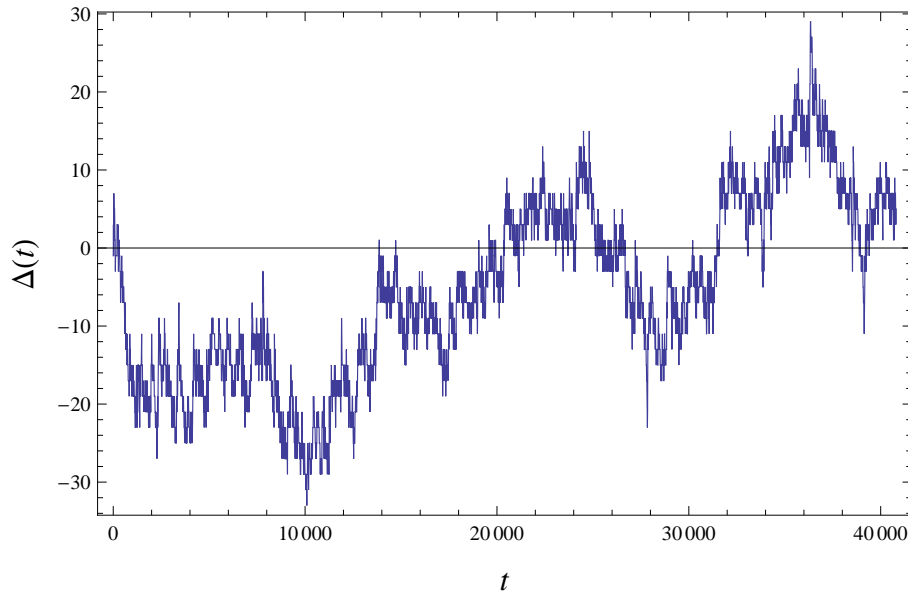


FIG. 1: "Displacement" $\Delta(t)$ for the Euler tour of 40000 steps.

contains the number of dimers exceeding that of contours exactly by 1. This property does not hold for surfaces of the non-zero genus.

In addition to statistics of unicycles, we consider the mean-square displacement of the rotor-router walker in the recurrent state and argue that it yields to the diffusion law with the diffusion coefficient depending on dynamic rules and boundary conditions.

II. THE MODEL

Consider a directed graph (digraph) $G = (V, E)$ with the vertex set $V = V(G)$ and the set of directed edges $E = E(G)$ without self-loops and multiple edges. If for each edge directed from v to w , there exists an edge directed from w to v , graph G is bidirected. The bidirected graph can be obtained by replacing each edge of an undirected graph with a pair of directed edges, one in each direction.

A subgraph G' of a digraph G is a digraph with vertex set $V(G') = V(G)$ and edge set $E(G')$ being a subset of $E(G)$, i.e. $E(G') \subseteq E(G)$. In this case we write $G' \subseteq G$. If $E(G')$ contains no outgoing edges from a fixed vertex, that vertex is a sink. The oriented tree with sink v is a digraph, which is acyclic and whose every non-sink vertex $w \neq v$ has only one outgoing edge. If the subgraph of G is a tree with sink v then it is called a spanning tree of G with root v . A connected subgraph of an oriented graph G , in which every vertex has

one outgoing edge, is called unicycle. The unicycle contains exactly one directed cycle.

An Euler circuit (or Euler tour) in a directed graph is a path that visits each directed edge exactly once. If such a path exists, the graph is called Eulerian digraph. A digraph is strongly connected if for any two distinct vertices v, w there are directed paths from v to w and from w to v . A strongly connected digraph $G = (V, E)$ is Eulerian if and only if for each vertex $v \in V$ the in-degree and out-degree of v are equal. In particular, the one-component bidirected graph is Eulerian. We call G an Eulerian digraph with sink if it is obtained from an Eulerian digraph by deleting all the outgoing edges from one vertex. The subset of sites of G connected with the sink forms an open boundary.

The rotor-router model is defined as follows. Consider an arbitrary digraph $G = (V, E)$. Denote the number of outgoing edges from the vertex $v \in V$ by d_v . The total number of edges of G is $|E| = \sum_{v \in V} d_v$. Each vertex v of G is associated with an arrow, which is directed along one of the outgoing edges from v . The arrow directions at the vertex v are specified by an integer variable α_v , which takes the values $0 \leq \alpha_v \leq d_v - 1$. The set $\{\alpha_v | v \in V, 0 \leq \alpha_v \leq d_v - 1\}$ defines the rotor configuration (the medium). Starting with an arbitrary rotor configuration one drops a chip to a vertex of G chosen at random. At each time step the chip arriving at a vertex v , first changes the arrow direction from α_v to $(\alpha_v + 1) \bmod d_v$, and then moves one step along the new arrow direction from v to the corresponding neighboring vertex. The chip reaching the sink leaves the system. Then, the new chip is dropped to a site of G chosen at random.

In the absence of sinks the motion of the walker does not stop. The rotor configuration ρ can be considered as a subgraph of G ($\rho \subset G$) with the set of vertices $V(\rho) = V$ and the set of edges $E(\rho) \subset E$ obtained from the arrows. The state of the system (single walker + medium) at any moment of time is given by the pair (ρ, v) of the rotor configuration ρ and the position of the chip $v \in V$. According to arguments in [2], the rotor-router walk started from an arbitrary initial state (ρ, v) passes transient states and enters into a recurrent state, continuing the motion in the limiting cycle which is the Eulerian circuit of the graph. The basic results about the rotor-router model on the Eulerian graphs can be summarized as two propositions.

Proposition 1 [[15], Theorem 3.8] Let G be a strongly connected digraph. Then (ρ, v) is a recurrent single-chip-rotor state on G if and only if it is a unicycle.

The rotor states that are not unicycles are transient. In contrast to recurrent states, they

appear at the initial stage of evolution up to the moment when the system enters into the Eulerian tour.

Proposition 2 [[15], Lemma 4.9] Let G be an Eulerian digraph with m edges. Let (ρ, v) be a unicycle in G . If one iterates the rotor-router operation m times starting from (ρ, v) , the chip traverses an Euler tour of G , each rotor makes one full turn, and the state of the system returns to (ρ, v) .

III. THE UNICYCLES ON TORUS

Below, we specify the structure of graph G as the square $N \times M$ lattice with periodic boundary conditions (torus). Then the number of outgoing edges is 4 for all vertices $v \in G$. We consider two ways of labeling of four directions of the rotor $\alpha_v = 0, 1, 2, 3$ corresponding to the clockwise and cross order of routing. For the clockwise routing, we put $\{0 \equiv North, 1 \equiv East, 2 \equiv South, 3 \equiv West\}$, for the cross one $\{0 \equiv North, 1 \equiv South, 2 \equiv East, 3 \equiv West\}$. Sometimes, we will use the notation α_v for the edge outgoing from v in direction α_v .

By *Proposition 1*, each recurrent state (ρ, v) of the rotor-routing process is a unicycle on G . Replacing all arrows of the rotor configuration ρ by directed bonds, we obtain a cycle-rooted spanning tree of G . It consists of a single cycle of length s (i.e. s directed bonds connecting s vertices) and the spanning cycle-free subgraph whose edges are directed towards the cycle. If $s = 2$, the cycle is "dimer", if $s > 2$, the cycle is "contour" oriented clockwise or anticlockwise.

By *Proposition 2*, the walker started from unicycle (ρ, v) traverses an Euler tour which has the length $m = 4MN$ in our case of $M \times N$ torus. The questions arise how many of m unicycles passed during the Euler tour contain a dimer (contour)? What is the probability that the unicycle obtained on t -th step of the Euler tour contains a dimer (contour)?

Consider the recurrent state (ρ, v) and define a random variable X_{α_v} as

$$X_{\alpha_v} = \begin{cases} 1 & \text{if the cycle containing edge } \alpha_v \text{ is dimer} \\ 0 & \text{if the cycle containing edge } \alpha_v \text{ is contour} \end{cases} . \quad (3.1)$$

We are interested in the average $\langle X_{\alpha_v} \rangle$ over all possible uniformly distributed recurrent states and over all directions $\alpha_v = 0, 1, 2, 3$.

We write the unicycle (ρ, v) as (T_v, α_v, v) separating off the edge α_v and the spanning tree T_v obtained from edges outgoing from vertices of the set $V \setminus v$. By the definition of Euler tour, all m unicycles following the initial unicycle (T_v, α_v, v) are different. If two Euler tours have a common element, they coincide.

Now, we fix a vertex $w \in V$ and its outgoing edge α_w . If one scans over all possible initial spanning trees T_v , then the trees T_w also scan over all possible configurations. So, the uniform distribution of T_v induces the uniform distribution of T_w . Therefore, $\langle X_{\alpha_w} \rangle$ is the probability that the edge α_w taken uniformly with $\alpha_w = 0, 1, 2, 3$ and added to the uniformly distributed spanning trees creates a dimer. Due to the translation invariance, this average does not depend on the position of the initial vertex v .

To make these arguments more explicit, consider all possible unicycles

$$(\rho, w) \equiv (T_w, \alpha_w, w) \quad (3.2)$$

for fixed vertex w and arrow α_w . First, we take $\alpha_w = 0$, choosing the arrow at w directed *North*. The set of unicycles $(T_w, 0, w)$ can be divided into two subsets $(T_w, 0, w)_d$ and $(T_w, 0, w)_c$ where the first subset corresponds to spanning trees T_w containing a selected bond incident to w from above. The tree T_w has the root in w , so this bond is directed down. The selected bond and arrow $\alpha_w = 0$ form together a vertical dimer with the lower end in w . In the subset $(T_w, 0, w)_c$, the place of the selected bond in each tree T_w is empty, so the arrow $\alpha_w = 0$ belongs to a contour. Considering similar subsets for other directions $\alpha_w = 1, 2, 3$ with selected bonds of the trees T_w incident to w from right, down and left, we can write the average probability to find a dimer incident to w as

$$P(d) = \frac{1}{4|T|} \sum_{\alpha_w} (T_w, \alpha_w, w)_d, \quad (3.3)$$

where summation is over all $\alpha_w = 0, 1, 2, 3$ and $|T|$ is the total number of non-rooted spanning trees. Now, let us take the sum over all w in the numerator and denominator using the uniformity of vertices of the torus. Then, the numerator will be the doubled number of edges of the spanning tree $|E_T|$ multiplied by $|T|$ because each edge is taken in two directions. The denominator will be $4MN|T|$. The number of edges of the torus is $|E| = 2MN$, the number of edges of the spanning tree $|E_T| = MN - 1$. Therefore, the probability of a dimer $P(d)$ is

$$P(d) \equiv \langle X_{\alpha_w} \rangle = \frac{|E_T|}{|E|} = \frac{1}{2} - \frac{1}{2MN}. \quad (3.4)$$

The probability of a contour is $P(c) = 1 - P(d)$.

In the limit $M \rightarrow \infty$, $N \rightarrow \infty$, we obtain $P(c) = P(d) = 1/2$. In spite of this simple symmetric result, the distribution of the random value X_{α_v} is not trivial. We will return to this question in the next section. Now consider the correlations dimer-dimer and dimer-contour at two successive moments of time in the Euler tour.

In the case of clockwise routing where the directions of each arrow alternate *North-East-South-West*, two successive directions of an arrow at a fixed vertex always form the angle 90° . For the cross routing (*North-South-East-West*), the rotations *North-South* and *East-West* form the angle 180° , whereas the rotations *South-East* and *West-North* form the angle 90° .

The correlations we are going to determine have the following origin. Consider for example a particle arriving to vertex v from above at the time step t . If the arrow at v is directed *North* in the preceding moment of time, a vertical dimer is created with the lower vertex in v . If one uses the clockwise dynamics, the next step is the rotation of the arrow at v to *East*. Assume that there is an arrow at time t directed to v from right to left. Then, the horizontal dimer is created at the time step $t + 1$ with the left vertex in v . The probability to get two dimers at moments t and $t + 1$ is the correlation $P(d, d)$.

The arguments used for the derivation $P(d)$ and $P(c)$ show that the correlations $P(d, d)$, $P(d, c)$, $P(c, d)$ and $P(c, c)$ at two successive time-steps can be related with the probability to find two adjacent edges of the square lattice occupied (or not occupied) by bonds of the spanning tree T .

Specifically in the considered example, we must enumerate unicycles $(T_v, 0, v)$ with the vertical dimer having the lower end in v . The spanning tree T_v of the unicycle $(T_v, 0, v)$ has the root v and two fixed bonds, b_1 directed to v from above and b_2 directed to v from the right. The presence of the root in v implies that all bonds of the tree T_v are globally oriented towards the vertex v .

The enumeration of spanning trees T_v obeying the above conditions can be performed in three steps. First, we consider non-oriented spanning tree T with the selected non-oriented bonds \bar{b}_1 and \bar{b}_2 on the places of b_1 and b_2 . Second, we put the root in v , giving the necessary orientation to bonds b_1 and b_2 and supplying other bonds with the global orientation towards v . Third, we use the Kirhhoff theorem according to which the number of spanning trees does not depend on the location of the root. This allows us to shift the root to infinity and

restore the translation invariance in the limit $M \rightarrow \infty$ and $N \rightarrow \infty$.

The alternative way of calculations would consist in fixing the oriented bonds b_1 and b_2 and the location of the root in v . However, the Kirhhoff theorem does not allow the translation of the root in the presence of oriented bonds. Then, the lack of translation invariance makes all calculations much more difficult.

We fix a vertex $i_0 \in V$ and its two neighbors on the square lattice i_1 and i_2 . Then $e_1 = \{i_0, i_1\}$ and $e_2 = \{i_0, i_2\}$ are adjacent edges.

Define the probabilities

$$P(++) = \text{Prob}(e_1 \in T, e_2 \in T), \quad (3.5)$$

$$P(-+) = \text{Prob}(e_1 \notin T, e_2 \in T), \quad (3.6)$$

$$P(+ -) = \text{Prob}(e_1 \in T, e_2 \notin T), \quad (3.7)$$

$$P(--) = \text{Prob}(e_1 \notin T, e_2 \notin T). \quad (3.8)$$

Obviously, $P(++) + P(-+) + P(+ -) + P(--) = 1$ and $P(-+) = P(+ -)$ due to symmetry.

The calculation of probabilities of fixed spanning tree configurations is a standard procedure, which uses the Green functions and so called defect matrices (see e.g. [16–20]). In our case, it gives

$$P(++) = \lim_{\varepsilon \rightarrow \infty} \frac{\det(I + B_1 G)}{\varepsilon^2}, \quad (3.9)$$

$$P(+ -) = P(-+) = \lim_{\varepsilon \rightarrow \infty} \frac{\det(I + B_2 G)}{\varepsilon}, \quad (3.10)$$

$$P(--) = \det(I + B_3 G), \quad (3.11)$$

where the matrices I, G are

$$I = \begin{pmatrix} 1 & 0 & 0 \\ 0 & 1 & 0 \\ 0 & 0 & 1 \end{pmatrix}, \quad G = \begin{pmatrix} G_{i_0, i_0} & G_{i_0, i_1} & G_{i_0, i_2} \\ G_{i_1, i_0} & G_{i_1, i_1} & G_{i_1, i_2} \\ G_{i_2, i_0} & G_{i_2, i_1} & G_{i_2, i_2} \end{pmatrix}, \quad (3.12)$$

and the defect matrices B_1, B_2 and B_3 are

$$B_1 = \begin{pmatrix} 2\varepsilon & -\varepsilon & -\varepsilon \\ -\varepsilon & \varepsilon & 0 \\ -\varepsilon & 0 & \varepsilon \end{pmatrix}, \quad B_2 = \begin{pmatrix} \varepsilon - 1 & -\varepsilon & 1 \\ -\varepsilon & \varepsilon & 0 \\ 1 & 0 & -1 \end{pmatrix}, \quad B_3 = \begin{pmatrix} -2 & 1 & 1 \\ 1 & -1 & 0 \\ 1 & 0 & -1 \end{pmatrix}. \quad (3.13)$$

Defect matrices define the locations of bonds e_1 and e_2 which form angles 90° or 180° . In the first case we add index a to the notations of probabilities, and index b for the second case. Using the explicit values for the Green functions given in Appendix, we obtain in the limit $M \rightarrow \infty$ and $N \rightarrow \infty$

$$P_a(++) = P_a(--) = \frac{1}{\pi} - \frac{1}{\pi^2}, \quad (3.14)$$

$$P_a(-+) = P_a(+ -) = \frac{1}{2} - \frac{1}{\pi} + \frac{1}{\pi^2} \quad (3.15)$$

for the case (a), and

$$P_b(++) = P_b(--) = \frac{2}{\pi} - \frac{4}{\pi^2}, \quad (3.16)$$

$$P_b(-+) = P_b(+ -) = \frac{1}{2} - \frac{2}{\pi} + \frac{4}{\pi^2} \quad (3.17)$$

for the case (b).

Then, for the correlations dimer-dimer and dimer-contour at two successive moments of time in the Euler tour we have

$$P(c, c) = P(d, d) = P_a(++) = \frac{1}{\pi} - \frac{1}{\pi^2}, \quad (3.18)$$

$$P(c, d) = P(d, c) = P_a(-+) = \frac{1}{2} - \frac{1}{\pi} + \frac{1}{\pi^2} \quad (3.19)$$

in the case of the clockwise routing, and

$$P(c, c) = P(d, d) = \frac{P_a(++) + P_b(++)}{2} = \frac{3}{2\pi} - \frac{5}{2\pi^2}, \quad (3.20)$$

$$P(c, d) = P(d, c) = \frac{P_a(-+) + P_b(-+)}{2} = \frac{1}{2} - \frac{3}{2\pi} + \frac{5}{2\pi^2}, \quad (3.21)$$

in the case of cross routing.

IV. THE BALANCE BETWEEN DIMERS AND CONTOURS

Consider a part of the Euler tour $E(\rho_1, v_1 | \rho_2, v_2)$ as a sequence of unicycles with the first element (ρ_1, v_1) and the last element (ρ_2, v_2) . The whole Euler tour in these notations is $E(\rho, v | \rho, v)$ and the last unicycle (ρ, v) is not included into the sequence. We define a random value $\Delta(\rho_1, v_1 | \rho_2, v_2)$ as

$$\Delta(\rho_1, v_1 | \rho_2, v_2) = \# \text{ contours} - \# \text{ dimers in } E(\rho_1, v_1 | \rho_2, v_2). \quad (4.1)$$

If the cycle C in unicycle (ρ, v) is a contour oriented clockwise, we denote by $(\bar{\rho}, v)$ the unicycle which differs from (ρ, v) only by the counter-clockwise orientation of the contour. The following proposition for the clockwise routing has been announced in [24] and formulated in [15] as *Corollary* :

Let G be a bidirected planar graph and let (ρ, v) be a unicycle with the cycle C oriented clockwise. After the rotor-router operation is iterated some number of times, each rotor internal to C has performed a full rotation, each rotor external to C has not moved, and each rotor on C has performed a partial rotation so that the cycle is counter-clockwise \bar{C} .

Below, we prove that $\Delta(\rho, v | \bar{\rho}, v) = -1$ for any ρ and $v \in V$ if the subgraph surrounded by C is planar and the walker moves according to the clockwise routing. It is important to note, that the clockwise routing is crucial both for the *Corollary* and the identity $\Delta(\rho, v | \bar{\rho}, v) = -1$.

Using the method of induction, we start with the case of minimal C when the contour is an elementary square C_1 of area 1. In this case, the walker makes four steps: starts with the clockwise contour C_1 , produces sequentially three dimers and ends by counter-clockwise contour \bar{C}_1 . Denoting this sequence as c, d, d, d, c we see that $\Delta(\rho, v | \bar{\rho}, v) = -1$.

Consider now unicycle (ρ_s, v) containing a clockwise contour C_s of area $s > 1$. We assume that $\Delta(\rho_{s'}, v | \bar{\rho}_{s'}, v) = -1$ for all $1 < s' \leq s$ and prove that $\Delta(\rho_{s+1}, v | \bar{\rho}_{s+1}, v) = -1$. Due to the symmetry of the square lattice, we can fix without loss of generality the edge α_v with $\alpha_v = North$ at the left side of the contour C_s . Let (x, y) be coordinates of the vertex v . We consider four stages of the transformation of unicycles from (ρ_{s+1}, v) to $(\bar{\rho}_{s+1}, v)$.

Stage 1. The chip moves from (x, y) to $(x + 1, y)$ along the edge $\alpha_{(x,y)} = East$. If the obtained cycle is dimer, Stage 1 is completed. Otherwise, the cycle is a contour C_{s_1} of area $s_1 \leq s$. By *Corollary*, the unicycle with contour C_{s_1} transforms after some number of steps into the unicycle with \bar{C}_{s_1} and by the assumption, $\Delta(\rho_{s_1}, (x, y) | \bar{\rho}_{s_1}, (x, y)) = -1$. The contour \bar{C}_{s_1} contains the edge $\alpha_{(x+1,y)} = West$.

Stage 2. The chip moves from $(x + 1, y)$ to $(x + 1, y + 1)$ along the edge $\alpha_{(x+1,y)} = North$. If the obtained cycle is dimer, Stage 2 is completed. Otherwise, the cycle is a contour C_{s_2} of area $s_2 \leq s$. By *Corollary*, the unicycle with contour C_{s_2} transforms into one with \bar{C}_{s_2} and by the assumption, $\Delta(\rho_{s_2}, (x + 1, y) | \bar{\rho}_{s_2}, (x + 1, y)) = -1$. The contour \bar{C}_{s_2} contains the edge $\alpha_{(x+1,y+1)} = South$.

Stage 3. The chip moves from $(x + 1, y + 1)$ to $(x, y + 1)$ along the edge $\alpha_{(x+1,y+1)} = West$. If the obtained cycle is dimer, Stage 3 is completed. Otherwise, the cycle is a contour

C_{s_3} of area $s_3 \leq s$. Again, the unicycle with contour C_{s_3} transforms into one with \bar{C}_{s_3} and $\Delta(\rho_{s_3}, (x+1, y+1) | \bar{\rho}_{s_3}, (x+1, y+1)) = -1$. The contour \bar{C}_{s_3} contains the edge $\alpha_{(x,y+1)} = East$.

Stage 4. The chip moves from $(x, y+1)$ to (x, y) along the edge $\alpha_{(x,y+1)} = South$ and produce the original unicycle but with the opposite orientation of the contour.

The description of evolution of unicyles from (ρ, v) to $(\bar{\rho}, v)$ shows that the number of dimers exceed that of contours by 1 during every stages 1,2,3 independently of whether the first or the second scenario of evolution is realized at each stage. Taking into account that the cycles of the first unicycle (ρ, v) and the last one $(\bar{\rho}, v)$ are contours, we obtain

$$\Delta(\rho, v | \bar{\rho}, v) = -1. \quad (4.2)$$

Remark. According to *Corollary* the sum $s_1 + s_2 + s_3 = s$.

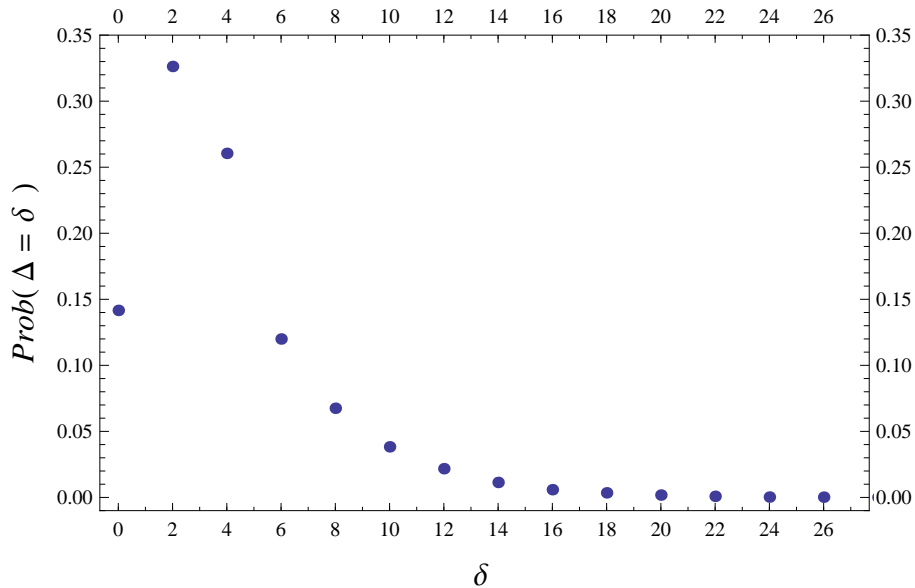


FIG. 2: Probability that the number of contours exceeds the number of dimers by δ during the whole Euler tour on the torus $N = M = 100$ for clockwise routing. The number of samples in simulation 10^6 . No negative δ 's are detected.

The result (4.2) proven for the plane domain is in a drastic contrast with the rotor-router walk on surfaces of the non-zero genus. In Fig.2 the function $\Delta(\rho, v | \rho, v)$ is shown for the whole Euler tour on the torus for clockwise routing. We see that $\Delta(\rho, v | \rho, v)$ takes different values depending on (ρ, v) and all these values are non-negative. The average $\langle \Delta \rangle$ is known

from (3.4). Indeed, for the Euler tour of length $m = 4MN$, we have the average number of dimers $2MN - 2$ and the average number of contours $2MN + 2$. Therefore $\langle \Delta \rangle = 4$ for any $M > 1$ and $N > 1$.

To consider a more general situation, we fix a unicycle (ρ, v) with a clockwise contour C which cuts out a plane domain A from the torus. According to *Corollary*, the contour C in (ρ, v) will be converted into the counter-clockwise contour \bar{C} in $(\bar{\rho}, v)$ after some number of steps of the Euler tour started from (ρ, v) . The contour \bar{C} is counter-clockwise with respect to A and clockwise with respect to the complement domain A^c of genus 1. Now, we separate the whole Euler tour into two parts: from (ρ, v) to $(\bar{\rho}, v)$ and from $(\bar{\rho}, v)$ to (ρ, v) . From (4.2) we have $\Delta(\rho, v | \bar{\rho}, v) = -1$. Therefore, to provide non-negativity of $\Delta(\rho, v | \rho, v)$, we should admit $\Delta(\bar{\rho}, v | \rho, v) \geq 2$. A reason for the excess of contours over dimers is the existence of many additional loops on the surface of non-zero genus, in particular non-contractible loops on the torus. We are not able to prove an exact inequality for $\Delta(\bar{\rho}, v | \rho, v)$, so we formulate it as a conjecture:

Conjecture Let \bar{C} be a contour clockwise with respect to the surface of genus 1 and $(\bar{\rho}, v)$ is unicycle containing \bar{C} . Then, for the sequence of unicycles $(\bar{\rho}, v), \dots, (\rho, v)$ in the Euler tour, the difference $\Delta(\bar{\rho}, v | \rho, v) \geq 2$.

The conjectured inequality as well as (4.2) get broken in the case of cross routing. Fig.3 shows $\Delta(\rho, v | \rho, v)$ for the Euler tour with the cross routing rules. Instead of the strictly asymmetric distribution in Fig.2, we have a Gaussian-like distribution with the width corresponding to the diffusion law. To check the Gaussian nature of the distribution, we calculated moments m_2, m_3, m_4 , and estimated skewness and excess kurtosis. For the lattice size $n \equiv M = N = 100$ with statistics of 10^6 samples, we obtained $m_3/m_2^{3/2} = 0.027594$ and $m_4/m_2^2 - 3 = 0.00594$. Nevertheless, the exact normality of the distribution in the limit $M \rightarrow \infty$ and $N \rightarrow \infty$ remains an unproved conjecture.

The average $\langle \Delta \rangle = 4$ coincides with that for the clockwise routing because the probability (3.4) does not depend on the order of routing.

V. THE DIFFUSION OF THE WALKER

Given the Euler tour of length $4n^2$ on the torus $n \times n$, we can find the mean-square displacement $\langle r(t)^2 \rangle$ after t steps, where $\vec{r}(t) = (x(t), y(t))$ and $x(t), y(t)$ are coordinates

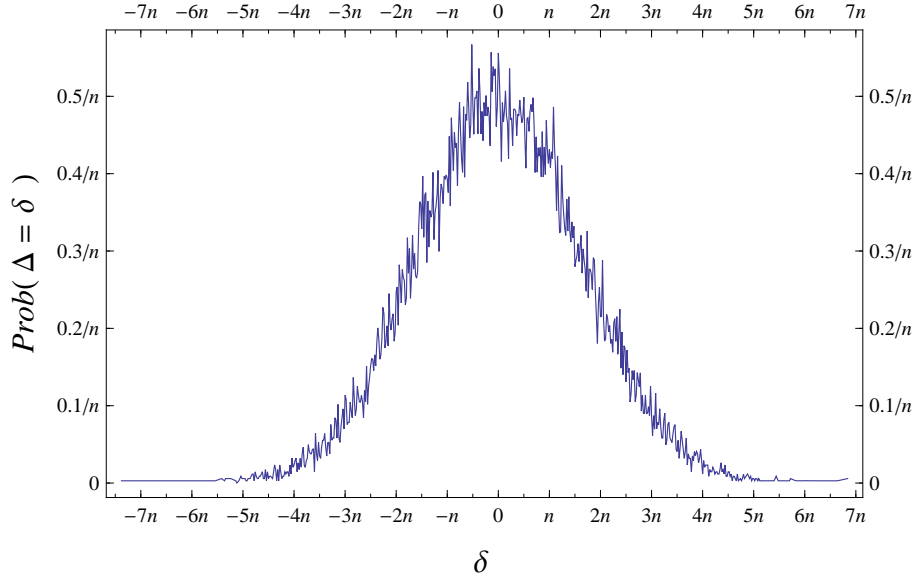


FIG. 3: Probability that the number of contours exceeds the number of dimers by δ during the whole Euler tour on the torus $n \equiv N = M = 100$ for cross routing. The number of samples in simulation 10^6 .

of the walker at time $0 \leq t \leq 4n^2$. Fig.4 shows $\langle r(t)^2 \rangle$ for two periods of the Euler tour with the clockwise routing. The interpolation of the function $\langle r(t)^2 \rangle$ in the interval $1 \ll t \ll n^2$ gives the linear dependence $\langle r(t)^2 \rangle \sim t$.

The obtained linear law is not surprising. The time dependence of mean square displacement cannot be slower than ct , where c is a constant. Indeed, by the definition of Euler tour, each vertex of the torus cannot be visited more than 4 times. Therefore, the walker cannot stay in an area of radius r longer than $4r^2$ time steps.

On the other hand, $\langle r(t)^2 \rangle$ cannot be faster than kt where k is another constant. It follows from the *Corollary* that the walk is "loop-filing", i.e. the interior of a loop of radius r is visited densely, so that each rotor inside the loop makes a full rotation before the walker leaves the loop. Therefore, an advance of the walker at the distance of order r takes $\sim r^2$ steps.

The exact value of the diffusion constant is unknown. The computer simulations show that it depends on the order of routing and we can estimate it as:

$$\langle r(t)^2 \rangle \simeq 0.83 t, \text{ for clockwise routing,} \quad (5.1)$$

$$\langle r(t)^2 \rangle \simeq 1.32 t, \text{ for cross routing.} \quad (5.2)$$

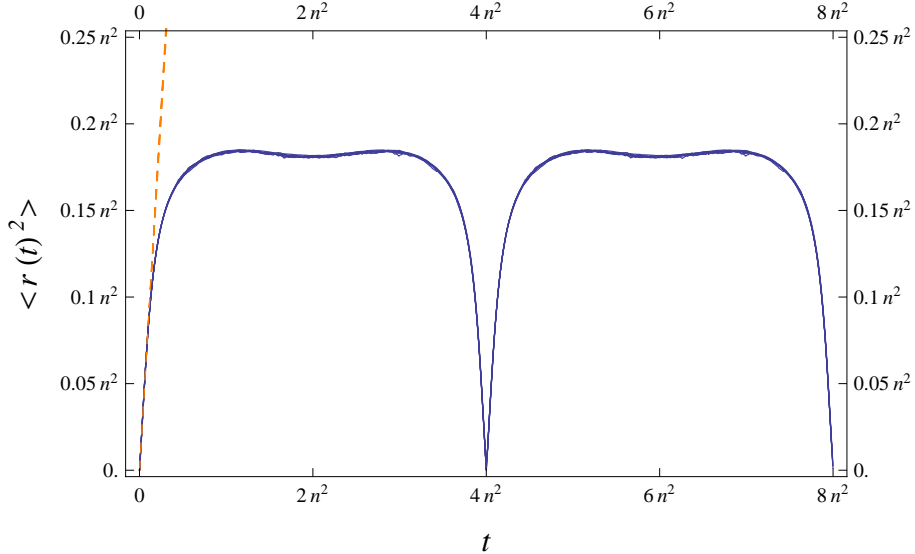


FIG. 4: The mean square displacement $\langle r(t)^2 \rangle$ for clockwise routing on the torus of size $n \times n$, $n = 100$. The linear interpolation in the interval $0 \leq t \leq n$ gives $\langle r(t)^2 \rangle \simeq 0.83t$. The initial conditions are uniform spanning unicycles. The number of samples in simulation 10^6 .

It is important to note, that the diffusion law (5.2) for the linear part of the Euler tour differs from the subdiffusion law $\langle r(t)^2 \rangle \sim t^{2/3}$ obtained in [2] for the rotor walk in the infinite random media. The rigorous proof of the exponent $2/3$ is a challenging problem of the theory.

Acknowledgments

This work was supported by the RFBR grants No. 12-01-00242a, 12-02-91333a, the Heisenberg-Landau program, the DFG grant RI 317/16-1 and State Committee of Science MES RA, in frame of the research project No. SCS 13-1B170.

VI. APPENDIX

The translation invariant Green function for the infinite square lattice is [21]

$$G_{(p_1, q_1), (p_2, q_2)} \equiv G_{\vec{r}_1, \vec{r}_2} \equiv G(\vec{r}_2 - \vec{r}_1) \equiv G_{0,0} + g_{p,q}, \quad \vec{r}_2 - \vec{r}_1 \equiv \vec{r} \equiv (p, q) \quad (6.1)$$

with an irrelevant infinite constant $G_{0,0}$. The finite term $g_{p,q}$ is given explicitly by

$$g_{p,q} = \frac{1}{8\pi^2} \iint_{-\pi}^{\pi} \frac{e^{ip\alpha+iq\beta} - 1}{2 - \cos \alpha - \cos \beta} d\alpha d\beta \quad (6.2)$$

and obeys the symmetry relations:

$$g_{p,q} = g_{q,p} = g_{-p,q} = g_{p,-q}. \quad (6.3)$$

After the integration over α , it can be expressed in a more convenient form,

$$g_{p,q} = \frac{1}{4\pi} \int_{-\pi}^{\pi} \frac{t^p e^{iq\beta} - 1}{\sqrt{y^2 - 1}} d\beta, \quad (6.4)$$

where $t = y - \sqrt{y^2 - 1}$, $y = 2 - \cos \beta$.

Below, we give $g_{p,q}$ for several values p, q which are used in the text

$$\begin{array}{lll} g_{0,1} = -\frac{1}{4} & g_{0,2} = -1 + \frac{2}{\pi} & g_{0,3} = -\frac{17}{4} + \frac{12}{\pi} \\ g_{1,1} = -\frac{1}{\pi} & g_{1,2} = \frac{1}{4} - \frac{2}{\pi} & g_{1,3} = 2 - \frac{23}{3\pi} \\ g_{2,2} = -\frac{4}{3\pi} & g_{2,3} = -\frac{1}{4} - \frac{2}{3\pi} & g_{3,3} = -\frac{23}{15\pi}. \end{array} \quad (6.5)$$

- [1] V.B. Priezzhev. Self-organized criticality in self-directing walks. arXiv:cond-mat/9605094 (1996).
- [2] V.B. Priezzhev, D. Dhar, A. Dhar, and S. Krishnamurthy. Eulerian walkers as a model of self-organized criticality. *Phys. Rev. Lett.* 77:5079–5082 (1996).
- [3] P. Bak, C. Tang, and K. Wiesenfeld. Self-organized criticality: an explanation of the $1/f$ noise. *Phys. Rev. Lett.* 59(4), 381–384 (1987).
- [4] D. Dhar. Self-organized critical state of sandpile automaton models. *Phys. Rev. Lett.* 64(14), 1613–1616 (1990).
- [5] J.N. Cooper and J. Spencer. Simulating a random walk with constant error. *Combin. Probab. Comput.* 15(6), 815–822 (2006). arXiv:0402323 [math.CO].
- [6] L. Levine and Y. Peres. The rotor-router shape is spherical. *Math. Intelligencer* 27(3), 9–11 (2005).
- [7] L. Levine and Y. Peres. Strong spherical asymptotics for rotor-router aggregation and the divisible sandpile. arXiv:0704.0688 [math.PR](2007).

- [8] L. Levine and Y. Peres. Spherical asymptotics for the rotor-router model in \mathbb{Z}^d . *Indiana Univ. Math. J.* 57, 431–450 (2008). arXiv:math/0503251 [math.PR].
- [9] A.E. Holroyd and J. Propp. Rotor walks and Markov Chains. arXiv:0904.4507v3 [math.PR] (2010).
- [10] Y.Rabani, A. Sinclair, and R.Wanka. Local divergence of Markov chains and the analysis of iterative load-balancing schemes. In *IEEE Symp. on Foundations of Computer Science*, pages 694-705 (1998).
- [11] O.Angel, A.E. Holroyd. Recurrent Rotor-Routed Configurations. arXiv:1101.2484v1 [math CO] (2011).
- [12] W.Huss, E.Sava. Transience and recurrence of rotor-router walks on directed covers of graphs. arXiv:1203.1477v3 [math CO] (2012).
- [13] L. Florescu, S. Ganguly, L. Levine and Y. Peres. Escape rates for rotor walk in \mathbb{Z}^d . arXiv:1301.3521 [math.PR] (2013).
- [14] M.Chan, T.Church, and J.A. Grochow. Rotor-routing and spanning trees on planar graphs. arXiv:1308.2677v1 [math CO] (2013).
- [15] A.E. Holroyd, L. Levine, K. Meszaros, Y. Peres, J. Propp and D.B. Wilson. Chip-Firing and Rotor-Routing on Directed Graphs. *Progress in Probability* 60, 331-364 (2008). arXiv:0801.3306 [math.CO].
- [16] S.N. Majumdar and D. Dhar. Height correlations in the Abelian sandpile model. *J. Phys. A: Math. Gen.* **24** (1991) L357.
- [17] V.B. Priezzhev. Structure of Two-Dimensional Sandpile. I. Height Probabilities. *J. Stat. Phys.* 74, 955–979 (1994).
- [18] G. Piroux and P. Ruelle. Logarithmic scaling for height variables in the Abelian sandpile model. *Phys. Lett. B* 607, 188–196 (2005).
- [19] V.S. Poghosyan, S.Y. Grigorev, V.B. Priezzhev and P. Ruelle. Logarithmic two-point correlators in the Abelian sandpile model. *J. Stat. Mech.* (2010) P07025.
- [20] V.S. Poghosyan and V.B. Priezzhev. Correlations in the $n \rightarrow 0$ limit of the dense $O(n)$ loop model. *J. Phys. A* 46 (2013) 145002.
- [21] F. Spitzer. *Principles of Random Walk*, Graduate Texts in Mathematics 34, Springer, New York 1976.
- [22] V.S. Poghosyan, V.B. Priezzhev and P. Ruelle. Return probability for the loop-erased random

- walk and mean height in the Abelian sandpile model: a proof. *J. Stat. Mech.:Theor.Exp.* (2011) P10004.
- [23] A. Kassel, R. Kenyon and W. Wu. On the uniform cycle-rooted spanning tree in \mathbb{Z}^2 . (2012) arXiv:1203.4858 [math.PR]
- [24] A.M. Povolotsky, V.B. Priezzhev, and R.R. Shcherbakov. Dynamics of Eulerian walkers. *Phys. Rev. E* 58, 5449–5454 (1998).
- [25] L. Levine and Y. Peres. The looping constant of \mathbb{Z}^d . *Random Struct. Alg.* (2013) doi: 10.1002/rsa.20478