

RESEARCH PAPER

GLOBAL PADÉ APPROXIMATIONS OF
THE GENERALIZED MITTAG-LEFFLER FUNCTION
AND ITS INVERSE

Caibin Zeng ¹, YangQuan Chen ²

Abstract

This paper proposes a global Padé approximation of the generalized Mittag-Leffler function $E_{\alpha,\beta}(-x)$ with $x \in [0, +\infty)$. This uniform approximation can account for both the Taylor series for small arguments and asymptotic series for large arguments. Based on the complete monotonicity of the function $E_{\alpha,\beta}(-x)$, we work out the global Padé approximation $[1/2]$ for the particular cases $\{0 < \alpha < 1, \beta > \alpha\}$, $\{0 < \alpha = \beta < 1\}$, and $\{\alpha = 1, \beta > 1\}$, respectively. Moreover, these approximations are inverted to yield a global Padé approximation of the inverse generalized Mittag-Leffler function $-L_{\alpha,\beta}(x)$ with $x \in (0, 1/\Gamma(\beta)]$. We also provide several examples with selected values α and β to compute the relative error from the approximations. Finally, we point out the possible applications using our established approximations in the ordinary and partial time-fractional differential equations in the sense of Riemann-Liouville.

MSC 2010: Primary 26A33; Secondary 33E12, 35S10, 45K05

Key Words and Phrases: Mittag-Leffler function, fractional calculus, Padé approximations, complete monotonicity

1. Introduction

The Mittag-Leffler function and its generalizations are very important special functions that find widespread use in the framework of fractional calculus. Similarly to the exponential function frequently used in the solutions of integer-order differential equations, the (generalized) Mittag-Leffler functions play an analogous role in the solution of fractional-order differential equations. In fact, the exponential function itself is of a very specific form, one of an infinite set, of these seemingly ubiquitous functions. The

standard definition of Mittag-Leffler function was given by [20]

$$E_\alpha(z) = \sum_{k=0}^{\infty} \frac{z^k}{\Gamma(\alpha k + 1)}, \quad z \in \mathbb{C}, \quad (1.1)$$

where $\Re(\alpha) > 0$. The Mittag-Leffler function with two parameters (sometimes also called the generalized Mittag-Leffler function), appeared most frequently and had the following form [31]

$$E_{\alpha,\beta}(z) = \sum_{k=0}^{\infty} \frac{z^k}{\Gamma(\alpha k + \beta)}, \quad z \in \mathbb{C}, \quad (1.2)$$

where $\Re(\alpha) > 0$ and $\beta \in \mathbb{C}$. For $\beta = 1$, we have $E_\alpha(z) = E_{\alpha,1}(z)$, and also, $E_{1,1}(z) = e^z$. Later on, some studies [5, 4, 12, 17, 13, 22, 10] contributed to several properties and applications of the (generalized) Mittag-Leffler functions. Nowadays the Mittag-Leffler function is referred to as the *Queen Function of Fractional Calculus* [18]. In this respect we also recommend some classical books on fractional calculus [23, 14, 15, 28].

There are several approaches to the numerical computation of the (generalized) Mittag-Leffler function. Gorenflo et al. [9] studied the computation of the generalized Mittag-Leffler function $E_{\alpha,\beta}(z)$ and its derivative for all values of the parameters $\alpha > 0$, $\beta \in \mathbb{R}$, and all values of the argument $z \in \mathbb{C}$. Hilfer and Seybold [11, 27] reported a simpler algorithm to compute the generalized Mittag-Leffler function based on mixed techniques such as Taylor series, asymptotic series, and integral representations. It is also worth pointing out that Podlubny [24] provided a MATLAB routine for evaluating the generalized Mittag-Leffler function with desired accuracy. Moreover, Garrappa [7] presented an efficient method to evaluate the Mittag-Leffler function based on the numerical inversion of its Laplace transform. The corresponding MATLAB code is made freely available, [8].

Recently, Starovotov and Starovotova [30] discussed the Padé approximations for the Mittag-Leffler function and showed that the approximations serve uniformly on the compact set $\{|z| \leq 1\}$. Mainardi [16] also used the Padé approximation to provide lower and upper bounds to the Mittag-Leffler function $E_\alpha(-t^\alpha)$ for $t > 0$. The Padé approximation is better than a truncated Taylor series, which is not necessarily compatible with the asymptotic behavior for large arguments. Concezzi and Spigler [2] proved part of Mainardi's conjecture by simple classical estimates. Diethelm et al. [3] provided a table of coefficients of the rational approximants to the function $E_\alpha(-t^\alpha)$ for $0 < \alpha < 1$. The coefficients of these approximations were numerically calculated to approximate the Mittag-Leffler function on the interval $[0.1, 15]$ with a certain accuracy. Indeed, Winitzki [32] provided the

so-called global Padé approximation, which constructs uniform approximations to analytic transcendental functions. These uniform approximations are built from elementary functions using both Taylor and asymptotic series of the given transcendental function. The authors applied it to find good approximations of several functions including the elliptic function, the error function of real and imaginary arguments, the Bessel functions, and the Airy function. Also, Atkinson and Osseiran [1] applied this method to find a uniform rational approximation of the Mittag-Leffler function $E_\alpha(-z)$ with $0 < \alpha < 1$ and $z \in (0, \infty)$.

However, to the best of our knowledge, a global Padé approximation is needed for the generalized Mittag-Leffler function $E_{\alpha,\beta}(z)$ for all parameters α , β and z .

On the other hand, the completely monotone functions are known to play an important role in different branches of mathematics and especially in the probability theory (see [6] for example). Recall that a function $f(x)$ is said to be completely monotonic on an interval I if $f(x)$ has derivatives of all orders on I which alternate successively in sign, that is

$$(-1)^m f^{(m)} \geq 0 \quad (1.3)$$

for $x \in I$ and $m \geq 0$. In particular, Pollard [25] proved that the Mittag-Leffler function $E_\alpha(-x)$ with $x \geq 0$ is completely monotonic, that is

$$(-1)^m \frac{d^m}{dx^m} E_\alpha(-x) \geq 0$$

for all $m = 0, 1, 2, \dots$, if $0 \leq \alpha \leq 1$. Based on the corresponding probability measures and the Hankel contour integration, Schneider [26] proved that the generalized Mittag-Leffler function $E_{\alpha,\beta}(-x)$ with $x \geq 0$ is completely monotonic if and only if $0 < \alpha \leq 1$ and $\beta \geq \alpha$. In other words, it yields

$$(-1)^m \frac{d^m}{dx^m} E_{\alpha,\beta}(-x) \geq 0 \quad (1.4)$$

for all $m = 0, 1, 2, \dots$, if $0 < \alpha \leq 1, \beta \geq \alpha$. This result was also proved in a simpler way [19]. This property is essential for the discussion of the inverse generalized Mittag-Leffler function below.

We will focus on the generalized Mittag-Leffler function $E_{\alpha,\beta}(-x)$ and its inverse with $0 < \alpha \leq 1$ and $\beta \geq \alpha$. More precisely, we will divide the paper into three particular cases $\{0 < \alpha < 1, \beta > \alpha\}$, $\{0 < \alpha = \beta < 1\}$, and $\{\alpha = 1, \beta > 1\}$, for which one can find good approximations by using both Taylor and asymptotic series.

The paper is organized as follows. In Section 2 we develop the global Padé approximations of the generalized Mittag-Leffler function $E_{\alpha,\beta}(-x)$ for particular cases $\{0 < \alpha < 1, \beta > \alpha\}$, $\{0 < \alpha = \beta < 1\}$, and $\{\alpha = 1, \beta >$

1}, respectively. In Section 3 we study the inverse generalized Mittag-Leffler function $-L_{\alpha,\beta}(x)$ and obtain its uniform approximations. Finally, we give some concluding discussions in Section 4 and close the paper.

2. Global Padé approximations of $E_{\alpha,\beta}(-x)$

We now consider the global Padé approximations of the generalized Mittag-Leffler function $E_{\alpha,\beta}(-x)$ in the domain $[0, +\infty)$. Note that the function $E_{\alpha,\beta}(-x)$ is finite everywhere in the interval $[0, +\infty)$ for $0 < \alpha \leq 1$ and $\beta \geq \alpha$. So we can apply the idea for nonsingular functions by Winitzki [32] to obtain a global Padé approximation of the generalized Mittag-Leffler function. Also, we notice the fact that $E_{\alpha,\beta}(+\infty) = 0$, which motivates us to choose the series at $x = +\infty$ starting with a higher power of x^{-1} . Additionally, we adopt the relative error to measure the discrepancy between the exact value and the global Padé approximation. Given the exact value $v_{exact}(x) \neq 0$ of the function $E_{\alpha,\beta}(-x)$ and its global Padé approximation $v_{approx}(x)$, the relative error is $\eta = (\eta_1, \dots, \eta_k, \dots, \eta_n)$, where

$$\eta_k = \left| \frac{v_{exact}(x_k) - v_{approx}(x_k)}{v_{exact}(x_k)} \right| \times 100\%, \quad (2.1)$$

with the partition $P = \{0 \leq x_1 < \dots < x_k < \dots < x_n < \infty\}$ of variable x .

For the case $\{0 < \alpha < 1, \beta > \alpha\}$, it follows from the definition (1.2) that

$$\left\{ \begin{array}{l} \Gamma(\beta - \alpha)x E_{\alpha,\beta}(-x) = \Gamma(\beta - \alpha)x \sum_{k=0}^{m-2} \frac{(-x)^k}{\Gamma(\beta + \alpha k)} + \mathcal{O}(x^m) \\ \qquad \qquad \qquad \equiv a(x) + \mathcal{O}(x^m), \\ \Gamma(\beta - \alpha)x E_{\alpha,\beta}(-x) = -\Gamma(\beta - \alpha)x \sum_{k=1}^n \frac{(-x)^{-k}}{\Gamma(\beta - \alpha k)} + \mathcal{O}(x^{-n}) \\ \qquad \qquad \qquad \equiv b(x^{-1}) + \mathcal{O}(x^{-n}), \end{array} \right. \quad (2.2)$$

at $x = 0$ and $x = +\infty$, respectively. The multiplication by $\Gamma(\beta - \alpha)x$ ensures that the first coefficient of the asymptotic series (2.2) is 1.

We now look for a rational approximation of the form

$$\Gamma(\beta - \alpha)x E_{\alpha,\beta}(-x) \approx \frac{p(x)}{q(x)} = \frac{p_0 + p_1x + \dots + p_\nu x^\nu}{q_0 + q_1x + \dots + q_\nu x^\nu}, \quad (2.3)$$

where ν is an appropriately chosen integer. The problem is to find the coefficients p_i and q_i such that (2.3) has the correct expansions at $x = 0$ and $x = +\infty$. Since the leading term of (2.3) at $x = +\infty$ is p_ν/q_ν , we can set $p_\nu = q_\nu = 1$. This formulation is similar to the problem of Hermite-Padé interpolation with two anchor points, except that one of the points is

at infinity where we use an expansion in x^{-1} . The unknown coefficients p_i and q_i are found from the system of linear equations written compactly as

$$p(x) - q(x)a(x) = \mathcal{O}(x^m) \text{ at } x = 0, \quad (2.4)$$

$$\frac{p(x)}{x^\nu} - \frac{q(x)}{x^\nu}b(x^{-1}) = \mathcal{O}(x^{-n}) \text{ at } x = +\infty. \quad (2.5)$$

Here it is implied that the surviving polynomial coefficients in x or x^{-1} are same for the both sides of (2.2). This assumes that $p(x)$ and $q(x)$ have no common polynomial factors. Moreover, these two equations form an inhomogeneous linear system of $(m+n-1)$ equations for 2ν unknowns $p_i, q_i, 0 \leq i \leq \nu-1$. So, when a solution exists, it is unique if $m+n$ is odd.

By setting $\nu = 2$, we thus search for an approximation for the function $\Gamma(\beta - \alpha)x E_{\alpha, \beta}(-x)$ of the form

$$\Gamma(\beta - \alpha)x E_{\alpha, \beta}(-x) \approx \frac{p_0 + p_1x + x^2}{q_0 + q_1x + x^2}, \quad (2.6)$$

where the two series in (2.2) are truncated to orders $m = 3$ and $n = 2$, yielding the functions

$$a(x) = \frac{\Gamma(\beta - \alpha)}{\Gamma(\beta)}x - \frac{\Gamma(\beta - \alpha)}{\Gamma(\beta + \alpha)}x^2, \quad (2.7)$$

$$b(x^{-1}) = 1 - \frac{\Gamma(\beta - \alpha)}{\Gamma(\beta - 2\alpha)}x^{-1}. \quad (2.8)$$

Substituting (2.6)-(2.8) into (2.4) and (2.5) and collecting equal powers of x through $\mathcal{O}(x^m)$ and $\mathcal{O}(x^{-n})$, we obtain

$$\begin{cases} p_0 = 0, \\ p_1 - \frac{\Gamma(\beta - \alpha)}{\Gamma(\beta)}q_0 = 0, \\ 1 + \frac{\Gamma(\beta - \alpha)}{\Gamma(\beta + \alpha)}q_0 - \frac{\Gamma(\beta - \alpha)}{\Gamma(\beta)}q_1 = 0, \\ p_1 - q_1 + \frac{\Gamma(\beta - \alpha)}{\Gamma(\beta - 2\alpha)} = 0. \end{cases}$$

Its solution can be expressed by

$$\begin{cases} p_0 = 0, \\ p_1 = \frac{\Gamma(\beta)\Gamma(\beta + \alpha) - \frac{\Gamma(\beta + \alpha)\Gamma(\beta - \alpha)^2}{\Gamma(\beta - 2\alpha)}}{\Gamma(\beta + \alpha)\Gamma(\beta - \alpha) - \Gamma(\beta)^2}, \\ q_0 = \frac{\frac{\Gamma(\beta)^2\Gamma(\beta + \alpha)}{\Gamma(\beta - \alpha)} - \frac{\Gamma(\beta)\Gamma(\beta + \alpha)\Gamma(\beta - \alpha)}{\Gamma(\beta - 2\alpha)}}{\Gamma(\beta + \alpha)\Gamma(\beta - \alpha) - \Gamma(\beta)^2}, \\ q_1 = \frac{\Gamma(\beta)\Gamma(\beta + \alpha) - \frac{\Gamma(\beta)^2\Gamma(\beta - \alpha)}{\Gamma(\beta - 2\alpha)}}{\Gamma(\beta + \alpha)\Gamma(\beta - \alpha) - \Gamma(\beta)^2}. \end{cases} \quad (2.9)$$

Therefore, we obtain a global Padé approximation from (2.6) and (2.9),

$$E_{\alpha, \beta}(-x) \approx \frac{1}{\Gamma(\beta - \alpha)x} \frac{p_0 + p_1x + x^2}{q_0 + q_1x + x^2} = \frac{\frac{1}{\Gamma(\beta)} + \frac{1}{\Gamma(\beta - \alpha)q_0}x}{1 + \frac{q_1}{q_0}x + \frac{1}{q_0}x^2}. \quad (2.10)$$

As an example, for $\alpha = 1/2$ and $\beta = 3/2$, it follows that

$$E_{\frac{1}{2}, \frac{3}{2}}(-x) = \begin{cases} \frac{2}{\sqrt{\pi}}, & \text{if } x = 0, \\ \frac{1 - \exp(x^2)\text{erfc}(x)}{x}, & \text{if } x > 0, \end{cases}$$

due to the properties $E_{1/2}(z) = \exp(z^2)\text{erfc}(-z)$, $E_{\alpha, \beta}(z) = zE_{\alpha, \alpha+\beta}(z) + 1/\Gamma(\beta)$, where $\text{erfc}(x)$ is complementary error function. Also, using the fact $\Gamma(1/2) = \sqrt{\pi}$ and $\Gamma(3/2) = \sqrt{\pi}/2$, we obtain its global Padé approximations [1/2]:

$$E_{\frac{1}{2}, \frac{3}{2}}(-x) \approx \frac{\frac{2}{\sqrt{\pi}} + \frac{4-\pi}{\pi-2}x}{1 + \frac{\sqrt{\pi}}{\pi-2}x + \frac{4-\pi}{\pi-2}x^2}. \quad (2.11)$$

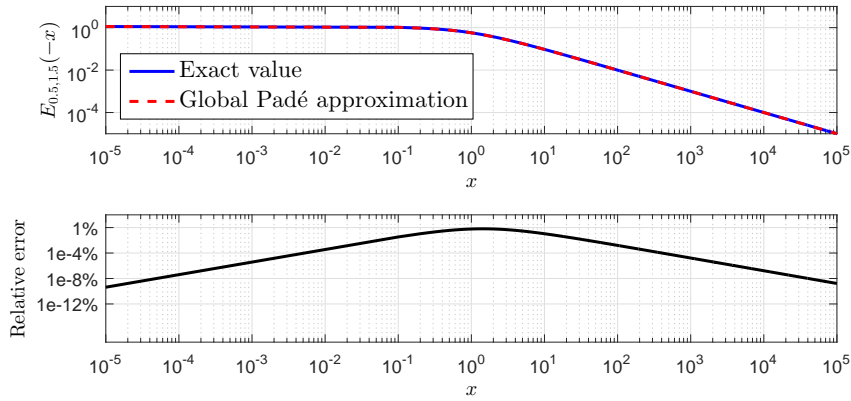


Fig. 2.1: The top one is the evolution of the generalized Mittag-Leffler function $E_{1/2, 3/2}(-x)$ and its global Padé approximation [1/2], and the bottom one is the relative error with the peak 0.6389%.

REMARK 2.1. Numerical simulations in Fig. 2.1 show that (2.11) approximates $E_{1/2, 3/2}(-x)$ with relative error less than 1% for any $x \geq 0$. Also, the approximation (2.11) is falling below the exact value for $x > 0$.

As a special situation, say, $\beta = 1$, we reduce (2.10) to

$$E_{\alpha}(-x) \approx \frac{1 + \frac{1}{\Gamma(1-\alpha)q_0^*}x}{1 + \frac{q_1^*}{q_0^*}x + \frac{1}{q_0^*}x^2}, \quad (2.12)$$

where

$$q_0^* = \frac{\Gamma(1+\alpha)}{\Gamma(1-\alpha)} - \frac{\Gamma(1+\alpha)\Gamma(1-\alpha)}{\Gamma(1-2\alpha)}, \quad q_1^* = \frac{\Gamma(1+\alpha) - \frac{\Gamma(1-\alpha)}{\Gamma(1-2\alpha)}}{\Gamma(1+\alpha)\Gamma(1-\alpha) - 1}. \quad (2.13)$$

It should be pointed out that this special case was studied by [1].

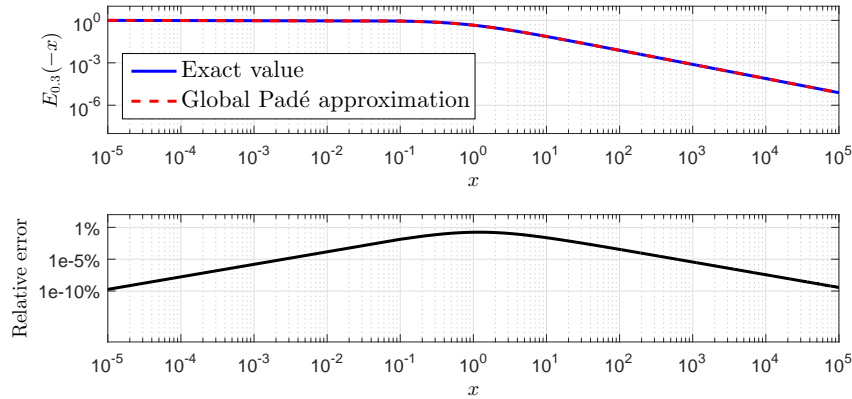


Fig. 2.2: The top one is the evolution of the generalized Mittag-Leffler function $E_{0.3}(-x)$ and its global Padé approximation [1/2], and the bottom one is the relative error with the peak 0.1744%.

REMARK 2.2. Numerical simulations in Fig. 2.2 show that (2.12) approximates $E_{0.3}(-x)$ with relative error less than 1% for any $x \geq 0$. Also, the approximations (2.12) are smaller than the exact value of $E_{0.3}(-x)$ for $x \in (0, +\infty)$.

When $0 < \alpha = \beta < 1$, the generalized Mittag-Leffler function $E_{\alpha,\alpha}(-x)$ admits the two series

$$\begin{cases} \frac{\Gamma(1-\alpha)}{\alpha} x^2 E_{\alpha,\alpha}(-x) = \frac{\Gamma(1-\alpha)}{\alpha} x^2 \sum_{k=0}^{m-3} \frac{(-x)^k}{\Gamma(\alpha + \alpha k)} + \mathcal{O}(x^m), \\ \frac{\Gamma(1-\alpha)}{\alpha} x^2 E_{\alpha,\alpha}(-x) = -\frac{\Gamma(1-\alpha)}{\alpha} x^2 \sum_{k=2}^{n+1} \frac{(-x)^{-k}}{\Gamma(\alpha - \alpha k)} + \mathcal{O}(x^{-n}), \end{cases} \quad (2.14)$$

at $x = 0$ and $x = +\infty$, respectively. The multiplication by $\Gamma(1-\alpha)x^2/\alpha$ ensures that the first coefficient of the asymptotic series (2.14) is 1.

By the same approach, we can obtain a global Padé approximations [1/2] for $E_{\alpha,\alpha}(-x)$ of the form

$$E_{\alpha,\alpha}(-x) \approx \frac{\frac{1}{\Gamma(\alpha)}}{1 + \frac{2\Gamma(1-\alpha)^2}{\Gamma(1+\alpha)\Gamma(1-2\alpha)}x + \frac{\Gamma(1-\alpha)}{\Gamma(1+\alpha)}x^2}. \quad (2.15)$$

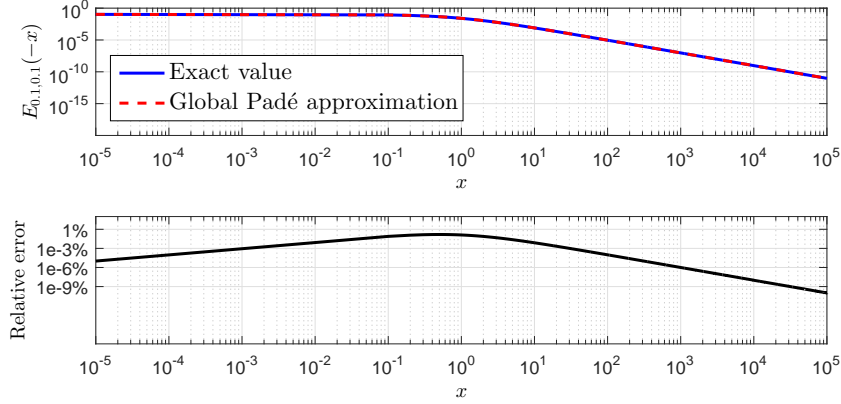


Fig. 2.3: The top one is the evolution of the generalized Mittag-Leffler function $E_{0.1,0.1}(-x)$ and its global Padé approximation $[1/2]$, and the bottom one is the relative error with the peak 0.1526%.

REMARK 2.3. Numerical simulations in Fig. 2.3 show that (2.15) approximates $E_{0.1,0.1}(-x)$ with relative error less than 1% for any $x \geq 0$. Also, the approximations (2.15) are bigger than the exact value of $E_{0.1,0.1}(-x)$ for $x \in (0, +\infty)$.

Indeed, if $\alpha = 1$, $\beta > 1$, the generalized Mittag-Leffler function $E_{1,\beta}(-x)$ admits the two series

$$\begin{cases} \Gamma(\beta - 1)x E_{1,\beta}(-x) = \Gamma(\beta - 1)x \sum_{k=0}^{m-2} \frac{(-x)^k}{\Gamma(\beta + k)} + \mathcal{O}(x^m), \\ \Gamma(\beta - 1)x E_{1,\beta}(-x) = -\Gamma(\beta - 1)x \sum_{k=1}^n \frac{(-x)^{-k}}{\Gamma(\beta - k)} + \mathcal{O}(x^{-n}), \end{cases} \quad (2.16)$$

at $x = 0$ and $x = +\infty$, respectively. The multiplication by $\Gamma(\beta - 1)x$ ensures that the first coefficient of the asymptotic series (2.16) is 1.

By the same approach, we can obtain a global Padé approximation $[1/2]$ for $E_{1,\beta}(-x)$ of the form

$$E_{1,\beta}(-x) \approx \frac{\frac{1}{\Gamma(\beta)} + \frac{1}{\Gamma(\beta+1)}x}{1 + \frac{2}{\beta}x + \frac{1}{\beta(\beta-1)}x^2}. \quad (2.17)$$

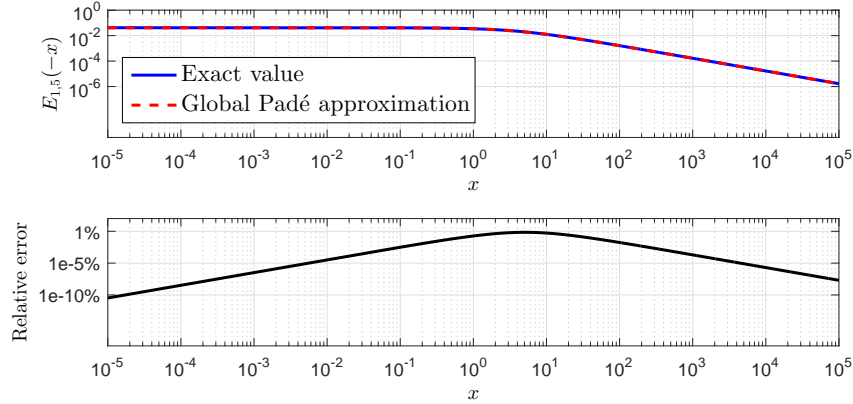


Fig. 2.4: The top one is the evolution of the generalized Mittag-Leffler function $E_{1,5}(-x)$ and its global Padé approximation $[1/2]$, and the bottom one is the relative error with the peak 0.6903% .

REMARK 2.4. Numerical simulations in Fig. 2.4 show that (2.17) approximates $E_{1,5}(-x)$ with relative error less than 1% for any $x \geq 0$. Also, the approximation (2.17) is falling below the exact value for $x > 0$.

REMARK 2.5. From (2.3)-(2.5), we can obtain the approximation with another degree. In general, higher order approximations, i.e., values of ν greater than 2, can be computed to gain greater accuracy. However, we find that the proposed approximation $[1/2]$ is better than the Padé approximations $[1/1]$, $[2/3]$, $[3/4]$ after numerical comparisons.

More precisely, we collect the above global Padé approximations $[1/2]$ of the generalized Mittag-Leffler function $E_{\alpha,\beta}(-x)$, $x \in [0, +\infty)$ for particular cases, respectively. See Table 1 for more details.

3. Global Padé approximations of $L_{\alpha,\beta}(x)$

Hilfer and Seybold [11] introduced and studied the inverse generalized Mittag-Leffler function $L_{\alpha,\beta}(x)$ defined as the solution of the equation

$$L_{\alpha,\beta}(E_{\alpha,\beta}(x)) = x.$$

In the complex plane, the authors have succeeded in determining the principal sheet of $L_{\alpha,\beta}(x)$ provided that three conditions are satisfied: (1) the function $L_{\alpha,\beta}(x)$ is single valued and well defined on its principal sheet; (2) its principal sheet reduces to the principal sheet of the logarithm for $\alpha \rightarrow 1$; (3) its principal sheet is a simply connected subset of the complex plane.

Spencer et al. [29] provided also the asymptotic formulas for the zeros of the function $L_{\alpha,\beta}(x)$. In particular, Atkinson and Osseiran [1] found a global rational approximation of the inverse Mittag-Leffler function $-L_{\alpha,1}(x) = -L_\alpha(x)$ with $x \in (0, 1]$ and $0 < \alpha < 1$.

It is obvious from the complete monotonicity of the generalized Mittag-Leffler function $E_{\alpha,\beta}(-x)$, described in (1.4) for $x \in [0, +\infty)$, that $E_{\alpha,\beta}(-x)$ is a decreasing and continuous function on the interval $[0, +\infty)$. This means that the corresponding inverse Mittag-Leffler function $-L_{\alpha,\beta}(x)$ is well defined on the interval $(0, 1/\Gamma(\beta)]$ using these properties and the fact that $E_{\alpha,\beta}(0) = 1/\Gamma(\beta)$ by definition.

Our ability to calculate the global Padé approximation of $E_{\alpha,\beta}(-x)$ in previous section allows us to evaluate also the inverse generalized Mittag-Leffler function $-L_{\alpha,\beta}(x)$. In fact, the uniform approximations (2.10), (2.15), and (2.17) can be inverted to yield a global Padé approximation of the inverse Mittag-Leffler function $-L_{\alpha,\beta}(x)$ for particular cases $\{0 < \alpha < 1, \beta > \alpha\}$, $\{0 < \alpha = \beta < 1\}$, and $\{\alpha = 1, \beta > 1\}$.

For the case $\{0 < \alpha < 1, \beta > \alpha\}$, by rearranging the approximation (2.10), solving the resulting quadratic equation, and rearranging, we find that a global Padé approximation of $-L_{\alpha,\beta}(x)$:

$$\begin{aligned} -L_{\alpha,\beta}(x) &\approx \frac{1}{2\Gamma(\beta-\alpha)x} - \frac{q_1}{2} \\ &+ \sqrt{\left(\frac{q_1}{2} - \frac{1}{2\Gamma(\beta-\alpha)x}\right)^2 - q_0\left(1 - \frac{1}{\Gamma(\beta)x}\right)}, \end{aligned} \quad (3.1)$$

where $-L_{\alpha,\beta}(x)|_{x \rightarrow 0^+} = +\infty$ and $-L_{\alpha,\beta}(x)|_{x \rightarrow 1/\Gamma(\beta)} = 0$.

When $\beta = 1$, the approximation (3.1) reduces to

$$\begin{aligned} -L_\alpha(x) &\approx \frac{1}{2\Gamma(1-\alpha)x} - \frac{q_1^*}{2} \\ &+ \sqrt{\left(\frac{q_1^*}{2} - \frac{1}{2\Gamma(1-\alpha)x}\right)^2 - q_0^*\left(1 - \frac{1}{x}\right)}, \end{aligned} \quad (3.2)$$

where $-L_\alpha(x)|_{x \rightarrow 0^+} = +\infty$ and $-L_\alpha(x)|_{x \rightarrow 1} = 0$.

When $0 < \alpha = \beta < 1$, we also have a global Padé approximation of $-L_{\alpha,\alpha}(x)$:

$$\begin{aligned} -L_{\alpha,\alpha}(x) &\approx -\frac{\Gamma(1-\alpha)}{\Gamma(1-2\alpha)x} \\ &+ \sqrt{\frac{\Gamma(1-\alpha)^2}{\Gamma(1-2\alpha)^2 x^2} - \frac{\Gamma(1+\alpha)}{\Gamma(1-\alpha)}\left(1 - \frac{1}{\Gamma(\alpha)x}\right)}, \end{aligned} \quad (3.3)$$

where $-L_{\alpha,\alpha}(x)|_{x \rightarrow 0^+} = +\infty$ and $-L_{\alpha,\alpha}(x)|_{x \rightarrow 1/\Gamma(\alpha)} = 0$.

Similarly, if $\alpha = 1, \beta > 1$, we obtain a global Padé approximation of $-L_{1,\beta}(x)$:

$$-L_{1,\beta}(x) \approx \frac{1}{2\Gamma(\beta-1)x} - \beta + 1 + \sqrt{\left(\beta - 1 - \frac{1}{2\Gamma(\beta-1)x}\right)^2 - \beta(\beta-1) \left(1 - \frac{1}{\Gamma(\beta)x}\right)},$$

where $-L_{1,\beta}(x)|_{x \rightarrow 0^+} = +\infty$ and $-L_{1,\beta}(x)|_{x \rightarrow 1/\Gamma(\beta)} = 0$.

More precisely, we collect the above global Padé approximations of the inverse generalized Mittag-Leffler function $-L_{\alpha,\beta}(x)$, $x \in (0, 1/\Gamma(\beta)]$ for particular cases, respectively. See Table 1 for more details.

4. Concluding discussions

On the basis of the Taylor series and the asymptotic series of generalized Mittag-Leffler function, we have constructed a global Padé approximation of the function $E_{\alpha,\beta}(-x)$ with $x \in [0, +\infty)$ for the particular cases $\{0 < \alpha < 1, \beta > \alpha\}$, $\{0 < \alpha = \beta < 1\}$, and $\{\alpha = 1, \beta > 1\}$, respectively. These uniform approximations pick up the initial exponential-type behavior of the generalized Mittag-Leffler function as well as its asymptotic power laws for large arguments. Moreover, these approximations were inverted to yield a global Padé approximation of the inverse generalized Mittag-Leffler function $-L_{\alpha,\beta}(x)$.

Atkinson and Osseiran [1] reported the rational solution of time-fractional diffusion equation under Caputo definition by using the global Padé approximation of the Mittag-Leffler function $E_{\alpha}(-x)$ with $0 < \alpha < 1$. However, this does not suffice to derive the rational solution of the ordinary and partial time-fractional differential equations in the sense of Riemann-Liouville. To demonstrate the advantage of our established results, let us consider the following illustrative examples.

For example, consider the linear fractional differential equation

$${}_0D_t^\alpha f(t) + \lambda f(t) = 0, \quad t \geq 0, \quad [{}_0D_t^{-\alpha} f(t)]_{t=0} = C_1,$$

where $0 < \alpha < 1$, $\lambda > 0$, C_1 is some constant, ${}_0D_t^\alpha$ and ${}_0D_t^{-\alpha}$ are the Riemann-Liouville fractional derivative and integral of order α , respectively. It admits the following solution [21]

$$f(t) = C_1 t^{-\alpha} E_{\alpha,\alpha}(-\lambda t^\alpha).$$

Using the approximation (2.15), we have the global Padé approximation [1/2]:

$$f(t) \approx \frac{C_1}{\Gamma(\alpha)t^\alpha + \frac{2\lambda\Gamma(1-\alpha)^2}{\alpha\Gamma(1-2\alpha)}t^{2\alpha} + \frac{\lambda^2\Gamma(1-\alpha)}{\alpha}t^{3\alpha}}.$$

We consider another example of the form

Parameters	Function	Global Padé approximation
$0 < \alpha < 1, \beta > \alpha$	$E_{\alpha, \beta}(-x)$	$\frac{\frac{1}{\Gamma(\beta)} + \frac{1}{\Gamma(\beta-\alpha)q_0}x}{1 + \frac{q_1}{q_0}x + \frac{1}{q_0}x^2}$
	$-L_{\alpha, \beta}(x)$	$\frac{1}{2\Gamma(\beta-\alpha)x} - \frac{q_1}{2} + \sqrt{\left(\frac{q_1}{2} - \frac{1}{2\Gamma(\beta-\alpha)x}\right)^2 - q_0\left(1 - \frac{1}{\Gamma(\beta)x}\right)}$
$0 < \alpha < 1, \beta = 1$	$E_{\alpha}(-x)$	$\frac{1 + \frac{1}{\Gamma(1-\alpha)q_0^*}x}{1 + \frac{q_1^*}{q_0^*}x + \frac{1}{q_0^*}x^2}$
	$-L_{\alpha}(x)$	$\frac{1}{2\Gamma(1-\alpha)x} - \frac{q_1^*}{2} + \sqrt{\left(\frac{q_1^*}{2} - \frac{1}{2\Gamma(1-\alpha)x}\right)^2 - q_0^*\left(1 - \frac{1}{x}\right)}$
$0 < \alpha = \beta < 1$	$E_{\alpha, \alpha}(-x)$	$\frac{\frac{1}{\Gamma(\alpha)}}{1 + \frac{2\Gamma(1-\alpha)^2}{\Gamma(1+\alpha)\Gamma(1-2\alpha)}x + \frac{\Gamma(1-\alpha)}{\Gamma(1+\alpha)}x^2}$
	$-L_{\alpha, \alpha}(x)$	$-\frac{\Gamma(1-\alpha)}{\Gamma(1-2\alpha)x} + \sqrt{\frac{\Gamma(1-\alpha)^2}{\Gamma(1-2\alpha)^2x^2} - \frac{\Gamma(1+\alpha)}{\Gamma(1-\alpha)}\left(1 - \frac{1}{\Gamma(\alpha)x}\right)}$
$\alpha = 1, \beta > 1$	$E_{1, \beta}(-x)$	$\frac{\frac{1}{\Gamma(\beta)} + \frac{1}{\Gamma(\beta+1)}x}{1 + \frac{2}{\beta}x + \frac{1}{\beta(\beta-1)}x^2}$
	$-L_{1, \beta}(x)$	$\frac{1}{2\Gamma(\beta-1)x} - \beta + 1 + \sqrt{\left(\beta - 1 - \frac{1}{2\Gamma(\beta-1)x}\right)^2 - \beta(\beta-1)\left(1 - \frac{1}{\Gamma(\beta)x}\right)}$

The values of q_0 , q_1 , q_0^* and q_1^* are listed in (2.9) and (2.13).

TABLE 1. Global Padé approximations [1/2] of the generalized Mittag-Leffler function and its inverse

$${}_0D_t^\alpha g(t) + {}_0D_t^\beta g(t) = \delta(t), \quad t \geq 0,$$

where $0 < \alpha < \beta < 1$ and $\delta(t)$ stands for the Dirac delta function. It yields the following solution [23]

$$g(t) = (C_2 + 1) t^{\beta-1} E_{\beta-\alpha, \beta}(-t^{\beta-\alpha}),$$

where $C_2 = \left[{}_0D_t^\alpha g(t) + {}_0D_t^\beta g(t) \right]_{t=0}$. Using the approximation (2.10), we have the global Padé approximation:

$$g(t) \approx \frac{\frac{C_2+1}{\Gamma(\beta)} t^{\beta-1} + \frac{C_2+1}{\Gamma(\alpha)q'_0} t^{2\beta-1-\alpha}}{1 + \frac{q'_1}{q'_0} t^{\beta-\alpha} + \frac{1}{q'_0} t^{2(\beta-\alpha)}},$$

where

$$q'_0 = \frac{\frac{\Gamma(\beta)^2 \Gamma(2\beta-\alpha)}{\Gamma(\alpha)} - \frac{\Gamma(\alpha) \Gamma(\beta) \Gamma(2\beta-\alpha)}{\Gamma(2\alpha-\beta)}}{\Gamma(\alpha) \Gamma(2\beta-\alpha) - \Gamma(\beta)^2}, \quad q'_1 = \frac{\Gamma(\beta) \Gamma(2\beta-\alpha) - \frac{\Gamma(\alpha) \Gamma(\beta)^2}{\Gamma(2\alpha-\beta)}}{\Gamma(\alpha) \Gamma(2\beta-\alpha) - \Gamma(\beta)^2}.$$

From the above discussions, our constructed global Padé approximations of the generalized Mittag-Leffler function are quite effective in constructing the rational solution to fractional differential equations across an infinite range of the argument.

Acknowledgements

This work was partly supported by the National Natural Science Foundation of China (No. 11271139, 11501216), and the Fundamental Research Funds for the Central Universities (No. 2014ZB0033). The authors thank Prof. Francesco Mainardi for his critical comments and helpful suggestions. Moreover, we would like to thank the referees and Prof. Richard Martin for carefully reading our manuscript and for giving such constructive comments which substantially helped improving the quality of the paper.

References

- [1] C. Atkinson, A. Osseiran, Rational solutions for the time-fractional diffusion equation. *SIAM J. Appl. Math.* **71**, (2011), 92–106.
- [2] M. Concezzi, R. Spigler, Some analytical and numerical properties of the Mittag-Leffler functions. *Fract. Calc. Appl. Anal.* **18**, No 1 (2015), 64–94; DOI: 10.1515/fca-2015-0006; <http://www.degruyter.com/view/j/fca.2015.18.issue-1/issue-files/fca.2015.18.issue-1.xml>.
- [3] K. Diethelm, N.J. Ford, A.D. Freed, Yu. Luchko, Algorithms for the fractional calculus: a selection of numerical methods. *Comput. Method. Appl. M.* **194**, No 6 (2005), 743–773.
- [4] M.M. Dzherbashyan, *Integral Transforms and Representation of Functions in Complex Domain (in Russian)*. Nauka, Moscow (1966).

- [5] A. Erdélyi, W. Magnus, F. Oberhettinger, F.G. Tricomi (Eds.), *Higher Transcendental Functions*. McGraw-Hill, New York (1955).
- [6] W. Feller, *An Introduction to Probability Theory and Its Applications*. 2nd Edition, John Wiley & Sons (1971).
- [7] R. Garrappa, Numerical evaluation of two and three parameter Mittag-Leffler function. *SIAM J. Numer. Anal.* **53**, (2015), 1350–169.
- [8] R. Garrappa, The Mittag-Leffler function, Matlab Central File Exchange. www.mathworks.com/matlabcentral/fileexchange/48154 (2015-03-05).
- [9] R. Gorenflo, J. Loutchko, Y. Luchko, Computation of the Mittag-Leffler function $E_{\alpha,\beta}(z)$ and its derivatives. *Fract. Calc. Appl. Anal.* **5**, No 4 (2002), 491–518.
- [10] H.J. Haubold, A.M. Mathaiand, R.K. Saxena, Mittag-Leffler functions and their applications. *J. Appl. Math.* **2011** (2011), Article ID 298628.
- [11] R. Hilfer, H.J. Seybold, Computation of the generalized Mittag-Leffler function and its inverse in the complex plane. *Integr. Transf. Spec. Funct.* **17**, No 9 (2006), 637–652.
- [12] A.A. Kilbas, M. Saigo, On Mittag-Leffler type function, fractional calculus operators and solutions of integral equations. *Integr. Transf. Spec. Funct.* **4**, No 4 (1996), 355–370.
- [13] A.A. Kilbas, M. Saigo, R. Saxena, Generalized Mittag-Leffler function and generalized fractional calculus operators. *Integr. Transf. Spec. Funct.* **15**, No 1 (2004), 31–49.
- [14] A.A. Kilbas, H.M. Srivastava, J.J. Trujillo, *Theory and Applications of Fractional Differential Equations*. Elsevier Science Limited (2006).
- [15] F. Mainardi, *Fractional Calculus and Waves in Linear Viscoelasticity: An Introduction to Mathematical Models*. Imperial College Press, London (2010).
- [16] F. Mainardi, On some properties of the Mittag-Leffler function $E_{\alpha}(-t^{\alpha})$, completely monotone for $t > 0$ with $0 < \alpha < 1$. *Discrete Cont. Dyn-B* **19**, No 7 (2014), 2267–2278.
- [17] F. Mainardi, R. Gorenflo, On Mittag-Leffler-type functions in fractional evolution processes. *J. Comput. Appl. Math.* **118**, No 1 (2000), 283–299.
- [18] F. Mainardi, R. Gorenflo, Time-fractional derivatives in relaxation processes: A tutorial survey. *Fract. Calc. Appl. Anal.* **10**, No 3 (2007), 269–308.
- [19] K.S. Miller, S.G. Samko, A note on the complete monotonicity of the generalized Mittag-Leffler function. *Real Anal. Exchange* **23**, No 2 (1997), 753–755.

- [20] G.M. Mittag-Leffler, Sur la nouvelle fonction $E_\alpha(x)$. *CR Acad. Sci. Paris* **137**, (1903), 554–558.
- [21] K.B. Oldham, J. Spanier, *The Fractional Calculus*. Academic Press, New York - London (1974).
- [22] J. Peng, K. Li, A note on property of the Mittag-Leffler function. *J. Math. Anal. Appl.* **370**, No 2 (2010), 635–796.
- [23] I. Podlubny, *Fractional Differential Equations*, Academic Press, San Diego (1999).
- [24] I. Podlubny, Mittag-Leffler function, Matlab Central File Exchange. www.mathworks.com/matlabcentral/fileexchange/8738 (2009-03-25).
- [25] H. Pollard, The completely monotonic character of the Mittag-Leffler function $E_\alpha(-x)$. *Bull. Amer. Math. Soc.* **54**, (1948), 1115–1116.
- [26] W.R. Schneider, Completely monotone generalized Mittag-Leffler functions. *Expo. Math.* **14** (1996), 3–16.
- [27] H. Seybold, R. Hilfer, Numerical algorithm for calculating the generalized Mittag-Leffler function. *SIAM J. Numer. Anal.* **47** (2008), 69–88.
- [28] H. Sheng, Y.Q. Chen, T. Qiu, *Fractional Processes and Fractional-Order Signal Processing*. Springer, London (2012).
- [29] S.T. Spencer, J.W. Hanneken, T.R. Ensley, B.N. Narahari, Properties of the Mittag-Leffler function. In: *Amer. Phys. Soc. Mar. Meeting*, Denver, CO, (2007), Abstract R1.00249.
- [30] A.P. Starovoïtov, N.A. Starovoïtova, Padé approximants of the Mittag-Leffler functions. *Sb. Math.* **198**, No 7 (2007), 1011–1023.
- [31] A. Wiman, Über den fundamentalsatz in der theorie der funktionen $E_\alpha(x)$. *Acta Math.* **29** (1905), 191–201.
- [32] S. Winitzki, Uniform approximations for transcendental functions. *ICCSA 2003*, Springer (2003), 780–789.

¹ *School of Mathematics, South China University of Technology
Guangzhou 510640, CHINA*

e-mail: zeng.cb@mail.scut.edu.cn (C. Zeng) Received: January 15, 2015

² *Mechatronics, Embedded Systems and Automation (MESA) LAB
School of Engineering, University of California, Merced
5200 N Lake Road, Merced, CA 95343, USA*

e-mail: yqchen53@ucmerced.edu (Y.Q. Chen)

Please cite to this paper as published in:

Fract. Calc. Appl. Anal., Vol. **18**, No 6 (2015), pp. 1492–1506,
DOI: 10.1515/fca-2015-0086