

# Optimal Transmit Filters for ISI Channels under Channel Shortening Detection

Andrea Modenini, *Student Member, IEEE*, Fredrik Rusek, and Giulio Colavolpe, *Senior Member, IEEE*

**Abstract**—We consider channels affected by intersymbol interference with reduced-complexity, mutual information optimized, channel-shortening detection. For such settings, we optimize the transmit filter, taking into consideration the reduced receiver complexity constraint. As figure of merit, we consider the achievable information rate of the entire system and with functional analysis, we establish a general form of the optimal transmit filter, which can then be optimized by standard numerical methods. As a corollary to our main result, we obtain some insight of the behavior of the standard waterfilling algorithm for intersymbol interference channels. With only some minor changes, the general form we derive can be applied to multiple-input multiple-output channels with intersymbol interference. To illuminate the practical use of our results, we provide applications of our theoretical results by deriving the optimal shaping pulse of a linear modulation transmitted over a bandlimited additive white Gaussian noise channel which has possible applications in the faster-than-Nyquist/time packing technique.

**Index Terms**—ISI channels, channel shortening, waterfilling algorithms, reduced complexity detection, mismatched receivers, MIMO-ISI, faster-than-Nyquist, time packing.

## I. INTRODUCTION

The intersymbol interference (ISI) channel has played a central role in communication theory for several decades. It has been heavily researched, and today most of its fundamental properties are known. The capacity of the ISI channel was for example derived by Hirt back in 1988 in [1], and it was shown that Gaussian inputs in combination with the classical waterfilling algorithm achieves capacity. In practice, Gaussian channel inputs are not very common and discrete inputs are typically preferred. In this case the ultimate communication limit was found in the early 2000s through a series of papers [2]–[6]. Further results on capacity properties of ISI channels include Kavcic’s elegant method [7] to achieve the capacity of the ISI channel with discrete inputs through a generalized version of the Arimoto-Blahut algorithm, and also Soriaga et al.’s evaluation of the low-rate Shannon limit of ISI channels [8].

However, all of the above mentioned papers study ISI channels under the assumption that the receiver can perform optimal maximum-likelihood (ML) or maximum-a-posteriori

(MAP) detection. Let  $L_H + 1$  denote the number of taps in the channel impulse response. Forney showed in 1972 [9] that optimal ML/MAP-detection can be performed by searching a trellis whose number of states is  $U^{L_H}$ , where  $U$  is the cardinality of the employed constellation. The number of trellis states will be considered in the following has a measure of the receiver complexity. In many practical scenarios  $L_H$  is far too long for practical implementation of optimal ML/MAP detection. This observation spurred significant research efforts to reduce the computational complexity of the MAP/ML algorithm (e.g., see [10], [11] and references therein) or to investigate when a properly designed linear equalizer has the same diversity order of the optimal detector (e.g. see [12], [13] and references therein). An alternative promising approach was channel shortening pioneered by Falconer and Magee in 1973 [14] and further investigated by several researchers (e.g., see [15]–[24]). Traditionally, channel shortening detectors were optimized from a minimum mean-square-error (MMSE) perspective. However, minimizing the mean-square-error does not directly correspond to achieving the highest information rate (in the Shannon sense) that can be supported by a shortening detector. Recently, the achievable rate of channel-shortening detectors was optimized in [25] by utilizing the framework of mismatched mutual information [26], [27]. The result of [25] is a closed-form expression of the achievable information rate (AIR) of an ISI channel with Gaussian inputs and an optimized channel-shortening detector that considers the channel memory to be  $L < L_H$  taps long, where  $L$  is a user-defined parameter.

In this paper, we extend [25] by designing a proper transmit filter to be employed jointly with a channel-shortening detector<sup>1</sup> with the aim of further improving the achievable information rate. In other words, *we consider to adopt, at the receiver side, a channel-shortening detector and then solve for the optimal transmit filter to be used jointly with it.* When the use of the optimal full-complexity receiver is allowed, the answer to this question is the classical waterfilling processing. We are generalizing the waterfilling concept to the case of reduced-complexity channel-shortening detectors, i.e., we essentially redo Hirt’s derivations, but this time with the practical constraint of a given receiver complexity.

Our results are not as conclusive as in the unconstrained

Submitted: May 23, 2013. Revised: October 9, 2018. A. Modenini and G. Colavolpe are with Università di Parma, Dipartimento di Ingegneria dell’Informazione, Parco Area delle Scienze, 181A, 43124 Parma, Italy, e-mail: giulio@unipr.it, modenini@tlc.unipr.it. F. Rusek is with Lund University, box 118, 22100 Lund, Sweden, e-mail: fredrik.rusek@eit.lth.se.

The work of F. Rusek was supported by SSF through the distributed antenna project.

The paper was presented in part at the IEEE Intern. Conf. Commun. (ICC’13), Budapest, Hungary, June 2013.

<sup>1</sup>As in [25], with the term “channel-shortening detector” we mean a detector based on a proper linear filter (the channel shortener) plus a suboptimal reduced-complexity trellis-based detector with proper branch metrics designed for a target channel response of length  $L < L_H$ . With “optimal” channel-shortening detector we mean that proposed in [25] which is optimal from the point of view of the maximization of the achievable information rate.

receiver complexity case. With functional analysis, we can prove that, for real channels, the optimal transmit filter has a frequency response described by  $L + 1$  real-scalar values. In general, for complex channels, the optimal transmit filter is described by  $L + 1$  complex scalar values. The transmit filter optimization thereby becomes a problem of finite dimensionality, and a numerical optimization provides the optimal spectrum. Note that, in practice,  $L$  is limited to rather small values and  $L = 1$  is an appealing choice from a complexity perspective. This essentially leads to very effective numerical optimizations.

The rest of the paper is organized as follows. In Section II, we lay down the system model and formulates the problem that we intend to solve. In Section III, we derive a general form of the frequency response of the optimal transmit filter. In Section V-B, we derive, by using the same framework, the optimal transmit filter for multiple-input multiple-output channel (MIMO) affected by ISI (MIMO-ISI), and the optimal shaping pulse for a transmission over a bandlimited additive white Gaussian noise (AWGN) channel. Numerical examples and properties of the numerical optimization are given in Section VI. Finally, Section VII concludes the paper.

## II. PRELIMINARIES

In this section we give the system model, lay down the fundamentals of channel shortening receivers and their optimization, and formulates the problem that will be solved.

### A. System Model

Let us consider the transmission of the sequence of symbols  $\mathbf{a} = \{a_k\}$  over a discrete-time channel with model<sup>2</sup>

$$y_k = \sum_{\ell=0}^{L_H} a_{k-\ell} h_\ell + w_k, \quad (1)$$

where  $\mathbf{h} = \{h_k\}_{k=0}^{L_H}$  is the channel impulse response, assumed time-invariant and of finite length, and  $\mathbf{w} = \{w_k\}$  are independent and identically distributed complex Gaussian random variables, with mean zero and variance  $N_0$ —note that bold letters are used for vectors. This system is studied under the assumption of ideal channel state information (CSI) at both transmit and receive side, that is, perfect knowledge of the coefficients and the noise variance. The symbol vector  $\mathbf{a}$  is a precoded version of the information symbols  $\mathbf{u} = \{u_k\}$ ,

$$\mathbf{a} = \mathbf{u} \star \mathbf{p}, \quad (2)$$

where “ $\star$ ” denotes convolution and  $\mathbf{p}$  is a transmit filter subject to the power constraint  $\sum_k |p_k|^2 = 1$  and with continuous spectrum  $|P(\omega)|^2$ , where  $P(\omega)$  is the discrete time Fourier transform (DTFT) of the vector  $\mathbf{p}$ . Taken together, the received signal can be expressed as

$$\mathbf{y} = \mathbf{v} \star \mathbf{u} + \mathbf{w}, \quad (3)$$

<sup>2</sup>For simplicity of exposition, we refer here to this discrete-time model of a channel with finite ISI. We will discuss later the case of a continuous-time, bandlimited AWGN channel.

where  $\mathbf{v} = \mathbf{h} \star \mathbf{p}$ . It is convenient to assembly the presentation on matrix notation, so that (3) becomes

$$\mathbf{y} = \mathbf{V}\mathbf{u} + \mathbf{w},$$

where  $\mathbf{V}$  is a convolutional matrix formed from the vector  $\mathbf{v}$ , and  $\mathbf{y}$ ,  $\mathbf{u}$  and  $\mathbf{w}$  are now column vectors of appropriate sizes. Assume that the combined channel-precoder response  $\mathbf{v}$  has  $K+1$  non-zero taps. The complexity of MAP sequence (implemented through the Viterbi algorithm) and symbol detection (implemented through the BCJR algorithm) is  $\mathcal{O}(U^K)$  per symbol, where  $U$  is the cardinality of the employed alphabet. Falconer and Magee’s idea was to reduce this complexity by a linear filtering

$$\mathbf{r} = \mathbf{y} \star \mathbf{q} = (\mathbf{v} \star \mathbf{q}) \star \mathbf{u} + (\mathbf{w} \star \mathbf{q}).$$

Then, a Viterbi/BCJR algorithm follows assuming a *target response*  $\mathbf{t}$  of  $L+1$  taps ( $L \leq K$ ), and working on a trellis with  $U^L$  states. Presumably, the target response  $\mathbf{t}$  roughly equals the  $L + 1$  strongest taps of  $(\mathbf{v} \star \mathbf{q})$ , but there must not be an exact match if it turns out that it is not optimal to do so. In matrix notation, this procedure can be viewed as if the receiver decodes on the basis of a mismatched conditional probability distribution (pdf)<sup>3</sup>

$$\tilde{p}(\mathbf{y}|\mathbf{u}) \propto \exp\left(-\frac{\|\mathbf{Q}\mathbf{y} - \mathbf{T}\mathbf{u}\|^2}{N_0}\right) \quad (4)$$

instead of the actual conditional pdf

$$p(\mathbf{y}|\mathbf{u}) \propto \exp\left(-\frac{\|\mathbf{y} - \mathbf{V}\mathbf{u}\|^2}{N_0}\right).$$

Two questions now emerge: (1) For a given target response  $\mathbf{t}$ , how should the linear filter  $\mathbf{q}$  be selected? And (2) how should the target response  $\mathbf{t}$  be selected? These two questions kept researchers busy for several decades, see [14]–[23]. However, in all of those papers, the optimizations of  $\mathbf{t}$  and  $\mathbf{q}$  was done with an MMSE cost function, which does not directly correspond to the achievable information rate of the overall system.<sup>4</sup>

The optimization for achievable information rate was completely solved in [25] under the assumption of Gaussian input symbols and by using a slightly more general model for channel shortening. This generalization is now described. By expansion of the exponent in (4) we get

$$\begin{aligned} \tilde{p}(\mathbf{y}|\mathbf{u}) &\propto \exp\left(-\frac{\|\mathbf{Q}\mathbf{y} - \mathbf{T}\mathbf{u}\|^2}{N_0}\right) \\ &\propto \exp\left(\frac{2\mathcal{R}\{\mathbf{u}^\dagger \mathbf{T}^\dagger \mathbf{Q}\mathbf{y}\} - \mathbf{u}^\dagger \mathbf{T}^\dagger \mathbf{T}\mathbf{u}}{N_0}\right), \end{aligned} \quad (5)$$

where all terms independent of  $\mathbf{u}$  have been left out. A MAP sequence detector based on (5) was proposed by Ungerboeck in 1974 [28] and an algorithm for MAP symbol detection in 2005 by Colavolpe and Barbieri [29]. In [25], a reduced complexity channel shortening detector is obtained by substituting

<sup>3</sup>By  $\mathbf{T}$  and  $\mathbf{Q}$  we mean the convolutional matrices formed from the vectors  $\mathbf{t}$  and  $\mathbf{q}$ , respectively.

<sup>4</sup>With “overall system”, we mean the chain: prefilter-channel-reduced complexity receiver.

in (5)  $\mathbf{T}^\dagger \mathbf{Q}$  with  $(\mathbf{H}^r)^\dagger$  and  $\mathbf{T}^\dagger \mathbf{T}$  with  $\mathbf{G}^r$ . In addition, the noise density  $N_0$  is also absorbed into  $\mathbf{H}^r$  and  $\mathbf{G}^r$ . This results in a mismatched conditional pdf of the form

$$\tilde{p}(\mathbf{y}|\mathbf{u}) = \exp(2\mathcal{R}\{\mathbf{u}^\dagger (\mathbf{H}^r)^\dagger \mathbf{y}\} - \mathbf{u}^\dagger \mathbf{G}^r \mathbf{u}).$$

While the front-end  $\mathbf{H}^r$  is unconstrained, the matrix  $\mathbf{G}^r$  must satisfy

$$G_{\ell k}^r = 0, \quad |\ell - k| > L \quad (6)$$

in order to satisfy the reduced-complexity constraint. The matrix  $\mathbf{T}^\dagger \mathbf{T}$  in (5) must be positive semi-definite, while no such constraint applies to the matrix  $\mathbf{G}^r$ . Hence, a more general model than (4) for channel shortening is obtained. The AIR of a general mismatched receiver is derived in [26], [27] and equals

$$I_{\text{AIR}} = \lim_{N \rightarrow \infty} \frac{1}{N} [-\mathbb{E}_{\mathbf{y}} [\log_2(\tilde{p}(\mathbf{y}))] + \mathbb{E}_{\mathbf{y}, \mathbf{u}} [\log_2(\tilde{p}(\mathbf{y}|\mathbf{u}))]],$$

where  $N$  is the number of input symbols (i.e., the length of the vector  $\mathbf{u}$ ),  $\mathbb{E}_{\mathbf{y}}$  denotes the expectation operator with respect to the random variable  $\mathbf{y}$  and

$$\tilde{p}(\mathbf{y}) \triangleq \sum_{\mathbf{u}} \tilde{p}(\mathbf{y}|\mathbf{u}) p_{\mathbf{u}}(\mathbf{u}).$$

The rate  $I_{\text{AIR}}$  is directly impacted by the choices of  $\mathbf{G}^r$  and  $\mathbf{H}^r$ . The optimization problem reads

$$I_{\text{OPT}} = \max_{\mathbf{G}^r, \mathbf{H}^r} I_{\text{AIR}}, \quad (7)$$

under the constraints specified in (6). Problem (7) for a discrete alphabet is a hard task. On the other hand, it can be solved in closed form under the assumption that transmitted symbols are independent Gaussian random variables [25]. In this case of Gaussian inputs, closed-form expressions for  $\mathbf{G}^r$ ,  $\mathbf{H}^r$  can be found with the following algorithm:

- Compute the sequence  $\{b_k\}_{k=-L}^L$  as

$$\begin{aligned} b_k &= \frac{1}{2\pi} \int_{-\pi}^{\pi} \frac{N_0}{|V(\omega)|^2 + N_0} e^{jk\omega} d\omega \\ &= \frac{1}{2\pi} \int_{-\pi}^{\pi} \frac{N_0}{|H(\omega)|^2 |P(\omega)|^2 + N_0} e^{jk\omega} d\omega. \end{aligned}$$

where  $H(\omega)$  and  $V(\omega)$  are the DTFT of  $\mathbf{h}$  and  $\mathbf{v}$ .

- Compute the real-valued scalar

$$c = b_0 - \mathbf{b} \mathbf{B}^{-1} \mathbf{b}^\dagger, \quad (8)$$

where  $\mathbf{b} = [b_1, b_2, \dots, b_L]$ , and  $\mathbf{B}$  is  $L \times L$  Toeplitz with entries  $B_{ij} = b_{j-i}$ .

- Define the vector  $\mathbf{u} = \frac{1}{\sqrt{c}} [1, -\mathbf{b} \mathbf{B}^{-1}]$  and find the optimal target response as

$$G^r(\omega) = |U(\omega)|^2 - 1.$$

- Finally, the optimal channel shortener is found as

$$H^r(\omega) = \frac{V(\omega)}{|V(\omega)|^2 + N_0} (G^r(\omega) + 1).$$

By using the optimal channel shortener and the target response  $I_{\text{OPT}}$  results to be

$$I_{\text{OPT}} = -\log_2(c).$$

## B. Problem Formulation

The problem we aim at solving is to maximize  $I_{\text{OPT}}$  over the transmit filter  $P(\omega)$ , i.e., the DTFT of  $\mathbf{p}$ . Thus, we have the following optimization problem at hand

$$\begin{aligned} \min_{P(\omega)} & c[P(\omega)] \\ \text{such that} & \\ & \int_{-\pi}^{\pi} |P(\omega)|^2 d\omega = 2\pi \end{aligned} \quad (9)$$

In (9), we have made explicit the dependency of  $c$  on  $P(\omega)$ , but not on  $N_0$  and  $H(\omega)$ , since these are not subject to optimization. Since the starting point is the expression of the AIR when the optimal channel-shortening detector is employed, we are thus jointly optimizing the channel shortening filter, the target response, and the transmit filter, although for Gaussian inputs only. However, as shown in the numerical results, when a low-cardinality discrete alphabet is employed, a significant performance improvement is still observed (see also [25]).

## III. GENERAL FORM OF THE OPTIMAL TRANSMIT FILTER

The optimization problem (9) is an instance of calculus of variations. We have not been able to solve it in closed form, but we can reduce the optimization problem into an  $L + 1$  dimensional problem, which can then efficiently be solved by standard numerical methods. The main result of the paper is the following theorem.

*Theorem 1:* The optimal transmit filter with continuous spectrum for the channel  $H(\omega)$  with a memory  $L$  channel-shortening detector satisfies

$$|P(\omega)|^2 = \max \left( 0, \frac{N_0}{\sqrt{|H(\omega)|^2}} \sqrt{\sum_{\ell=-L}^L A_\ell e^{j\ell\omega}} - \frac{N_0}{|H(\omega)|^2} \right), \quad (10)$$

where  $\{A_\ell\}$  are complex-valued scalar constants with Hermitian symmetry, i.e.,  $A_\ell = A_{-\ell}^*$ .

For a proof see the Appendix A.

## IV. INTERLUDE: FULL COMPLEXITY DETECTORS

Theorem 1 gives a general form of the optimal transmit filter to be used for a memory  $L$  channel shortening detector. By definition, it becomes the classical waterfilling filter when  $L = K$ . Hence, it also provides an insight to the behavior of the transmit filter for the classical waterfilling algorithm. We remind the reader that  $L_H + 1$  denotes the duration of the channel impulse response and  $K + 1$  denotes the duration of the combined transmit filter and channel response. We summarize our finding in the following

*Theorem 2:* Let  $P(\omega)$  be the transmit filter found through the waterfilling algorithm. Then,

$$K \geq L_H.$$

For a proof, see the Appendix B.

Whereas the statement is trivial when the transmit filter and the channel have a finite impulse response (FIR), the theorem proves that this fact holds also when they have infinite impulse responses (IIR). Thus, for a FIR channel response,

the waterfilling solution cannot contain any pole that cancels a zero of the channel, while, for IIR channels, the waterfilling solution cannot contain any zero that cancels a pole. Thus, the overall channel cannot be with memory shorter than the original one.

Theorem 2 reveals the interesting fact that the waterfilling algorithm trades a rate gain for detection complexity. By using the optimal transmit filter, a capacity gain is achieved, but the associated decoding complexity (of a full complexity detector) must inherently increase. Thus, with waterfilling, it is not possible to achieve both a rate gain and a decoding complexity reduction at the same time.

## V. OTHER PRACTICAL APPLICATIONS OF THE OPTIMAL TRANSMIT FILTER

Although we restricted our attention on the discrete-time ISI channel (1), the same framework can be used to derive the optimal precoder for other channels.

### A. MIMO-ISI Channels with perfect CSI

Consider the MIMO-ISI channel

$$\mathbf{y}_k = \sum_{\ell=0}^{L_H} \mathbf{H}_\ell \mathbf{a}_{k-\ell} + \mathbf{w}_k.$$

Without loss of generality, we assume that the channel is  $N \times N$ , i.e., matrices  $\{\mathbf{H}_\ell\}_{\ell=0}^{L_H}$  have dimension  $N \times N$  and  $\{\mathbf{y}_k\}, \{\mathbf{a}_k\}, \{\mathbf{w}_k\}$  are column vectors  $N \times 1$ . In case  $N \times M$  channels, they can be converted in a equivalent  $N \times N$  channel by means of the QR decomposition [25]. Channel shortening receivers for MIMO-ISI channels have been studied before, e.g., in [19], but here we optimize the receiver with respect to mutual information rather than an MMSE cost function as in [19].

The DTFT of  $\{\mathbf{H}_\ell\}$ , defined as  $\mathbf{H}(\omega) = \sum_{\ell=0}^{L_H} \mathbf{H}_\ell e^{-j\ell\omega}$ , can be factorized by means of singular value decomposition (SVD) as

$$\mathbf{H}(\omega) = \mathbf{U}_H(\omega) \mathbf{\Sigma}(\omega) \mathbf{V}_H^\dagger(\omega),$$

where  $\mathbf{U}_H(\omega)$  and  $\mathbf{V}_H(\omega)$  are unitary matrices and  $\mathbf{\Sigma}(\omega)$  is a diagonal matrix with elements  $\Sigma_n(\omega)$ . By adopting the MIMO filter  $\mathbf{V}_H(\omega)$  at the transmitter and the filter  $\mathbf{U}_H^\dagger(\omega)$  at the receiver, without any information loss we obtain  $N$  independent parallel channels with channel responses  $\{\Sigma_n(\omega)\}_{n=1}^N$ . The transceiver block diagram is as shown in Fig. 1a for the case  $N = 2$ . The objective function to be maximized is

$$I_{\text{OPT}} = \sum_{n=1}^N -\log_2(c_n)$$

under the constraint

$$\sum_{n=1}^N \int |P_n(\omega)|^2 d\omega = 2\pi N$$

where  $c_n$  is given in (8) and  $P_n(\omega)$  is the precoder for the channel  $\Sigma_n(\omega)$ . By solving the Euler-Lagrange equation, the optimal precoders have spectra of the form (10).

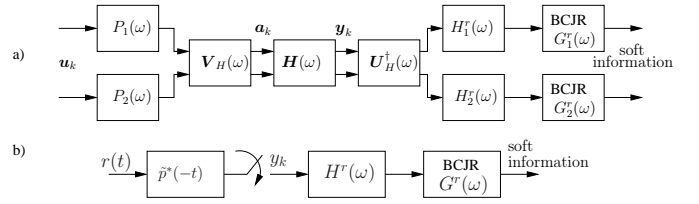


Fig. 1. Block diagrams of a) the transceiver for  $2 \times 2$  MIMO-ISI channels and of b) the channel shortening detector for continuous-time AWGN channels.

### B. Optimal Shaping Pulse for Bandlimited AWGN Channels

We now consider a linearly-modulated transmission over a continuous-time, time-invariant, bandlimited AWGN channel, under the assumptions of ideal synchronization, and we show how to design the optimal shaping pulse for this scenario. The received signal can be expressed as

$$r(t) = \sum_k u_k \tilde{p}(t - kT) + w(t),$$

where  $\tilde{p}(t)$  is the received pulse, taking into account the transmitted pulse and the channel impulse response, symbols  $u_k$  are independent, zero-mean, and properly normalized such that  $E\{|u_k|^2\} = 1$ ,  $T$  is the symbol time, and  $w(t)$  is a zero-mean, circularly symmetric, white Gaussian noise process with two-sided power spectral density  $N_0/2$ .

As before, the channel is assumed perfectly known at the receiver and time-invariant. The shaping pulse, assumed to be of unit energy, has a spectrum with support over a bandwidth  $W$  and the channel frequency response is assumed flat over  $W$ , although the generalization to the case of a frequency-selective channel is straightforward.

A set of sufficient statistics for detection is given by the samples at the output of a whitened matched filter (WMF) [9], whose output has the expression (3) where the sequence  $\{v_k\}$  has power spectral density

$$|V(\omega)|^2 = \frac{1}{T} \sum_k \left| \tilde{P} \left( \frac{\omega}{2\pi T} - \frac{k}{T} \right) \right|^2$$

$\tilde{P}(f)$  being the Fourier transform of  $\tilde{p}(t)$ . Clearly, this discrete-time model will depend on the adopted shaping pulse, its bandwidth, and the employed symbol time.

The corresponding channel shortening detector is shown in Fig. 1b. Since the WMF can be implemented as a cascade of a continuous-time matched filter followed by a discrete-time whitening filter, this latter filter can be “combined” with the channel shortening filter obtaining a single discrete-time filter with frequency response [25]

$$H^r(\omega) = \frac{G^r(\omega) + 1}{|V(\omega)|^2 + N_0}.$$

The power spectral density of  $\{v_k\}$  is

$$|V(\omega)|^2 = |P(\omega)|^2 |H(\omega)|^2$$

where

$$H(\omega) = \begin{cases} 1 & |\omega| \leq 2WT\pi \\ 0 & \text{otherwise} \end{cases}, \quad \omega \in [-\pi, \pi].$$



Thus the optimization problem is still given by (9) where the optimal shaping pulse is such that

$$|\tilde{P}(f)|^2 = T|P(2\pi Tf)|^2$$

with  $|P(\omega)|^2$  given in (10).

Clearly, when  $2WT \geq 1$ , the optimal solution is trivial and  $|P(\omega)|^2$  is flat. Thus, for  $2WT = 1$  the  $\tilde{p}(t)$  is a sinc function, whereas for  $2WT > 1$  the  $\tilde{p}(t)$  can be a pulse whose spectrum has vestigial symmetry (e.g., pulses with a root raised cosine (RRC) spectrum). For  $2WT < 1$ , the symbol time is such that the Nyquist condition for the absence of ISI cannot be satisfied. Thus, we are working in the domain of the *faster-than-Nyquist* (FTN) paradigm [30]–[32] or its extension represented by time packing [33], [34]. Note that, as said before, the discrete-time channel model, will depend on the values of  $W$  and  $T$ . When changing the values of  $W$  and/or  $T$ , the corresponding optimal pulse will change and so the maximum value of the AIR for the given allowed complexity. In general, when reducing the value of  $WT$ , the maximum AIR value will decrease. However, the spectral efficiency, defined as the ratio between the AIR and the product  $WT$  could, in principle, increase [30]–[35]. This is the rationale behind FTN/time packing that allows to improve the spectral efficiency by accepting interference. The optimal value of  $T$  is, in that case, properly optimized to maximize the spectral efficiency. This optimization can be now performed by also using, for each value of  $T$ , the corresponding optimal shaping pulse. In other words, we can find the optimal pulse for a constrained complexity detector when FTN/time packing is adopted.

We point out that, for this scenario, the numerical computation of the optimal shaping pulse in the time-domain can require the adoption of some windowing technique or the use of Parks-McClellan algorithm [36] to obtain a practical pulse since  $H(\omega)$  can have a spectrum with an ideal frequency cut.

## VI. NUMERICAL OPTIMIZATION AND EXAMPLES

Theorem 1 provides a general form of the optimal transmit filter for channel shortening detection of ISI channels. What remains to be optimized is the  $L+1$  complex-valued constants  $\{A_\ell\}$ . A closed form optimization seems out of reach since the constraint in (9) has no simple analytical form in  $\{A_\ell\}$ .

We have applied a straightforward numerical optimization of the variables  $\{A_\ell\}$  under the constraints in (9). With a standard workstation and any randomly generated channel impulse response, the optimization is stable, converges to the same solution no matter the starting position as long as the signal-to-noise-ratio (SNR) is not very high or very low, and is altogether a matter of fractions of a second.

We now describe some illuminating examples. In all cases, the transmit power is the same both in the absence and presence of the optimal transmit filter. We first consider the complex channel  $\mathbf{h} = [0.5, 0.5, -0.5, -0.5j]$  with memory  $L_H = 3$ .<sup>5</sup> Fig. 2 shows the AIR  $I_{OPT}$  for Gaussian inputs when the transmit filter is optimized for different values of the memory  $L$  considered by the receiver. For comparison,

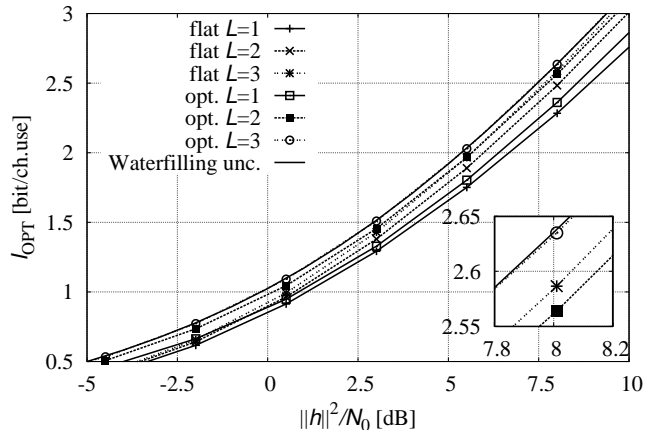


Fig. 2. AIRs for Gaussian inputs when different values of the memory  $L$  are considered at receiver.

the figure also gives  $I_{OPT}$  for a flat transmit power spectrum (i.e., no transmit filter at all) and the channel capacity (i.e., when using the spectrum obtained by means of the waterfilling algorithm and assuming a receiver with unconstrained complexity). It can be seen that using an optimized transmit filter for each  $L$ , significant gains are achieved w.r.t. the flat power spectrum at all SNRs. The flat spectrum reaches its maximum information rate when  $L = L_H$  but suffers a loss to the channel capacity. On the other hand, we can see that the optimized transmit filter when  $L = L_H$  achieves an achievable rate which is close to the channel capacity. However, there is not an exact match. This loss is due to the fact that  $L_H$  must be lower than the combined channel-precoder memory  $K$  as stated by Theorem 2.

This behavior is clearly illustrated by Fig. 3, which plots the information rate when the transmit filter is found through the waterfilling algorithm and the receiver complexity is constrained with values of the memory  $L$ . It can be seen that when the memory  $L$  is increased more and more, even above  $L_H$ , the information rate becomes closer and closer to the channel capacity. Moreover, it is important to notice that if, naively, a transmit filter found through the waterfilling algorithm is used when the receiver complexity is constrained, a loss w.r.t. the optimized case occurs and it may even be better to not have any transmit filter at all for high SNR values.

Although the results of this paper were so far presented only for Gaussian symbols, we now show that when the optimized transmit filter and detector for Gaussian inputs are used for low-cardinality discrete alphabets, the ensuing  $I_{AIR}$  is still excellent.<sup>6</sup> Fig. 4 shows the AIR for a binary phase shift keying (BPSK) modulation. It can be noticed that the behavior among the curves for BPSK reflects the behavior for Gaussian symbols. The AIR can be approached in practice with proper modulation and coding formats. Fig. 5 shows the bit error rate (BER) of a BPSK-based system using the DVB-S2 low-density parity-check code with rate 1/2. In all cases, 10 internal iterations within the LDPC decoder and 10 global iterations

<sup>6</sup>We remind the reader that  $I_{OPT}$  refers to an optimized detector while  $I_{AIR}$  refers to the achievable rate for a non optimized detector. Since the filters have been optimized for Gaussian inputs, but we are using here low-cardinality constellations, the filters could be further optimized and for these reason we use the notation  $I_{AIR}$ .

<sup>5</sup>Other examples can be found in [37].

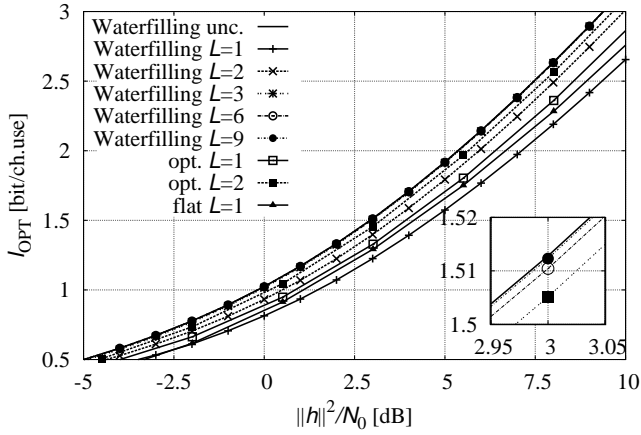


Fig. 3. AIRs for Gaussian inputs with the waterfilling-solution power spectrum, when different values of the memory  $L$  are considered at receiver.

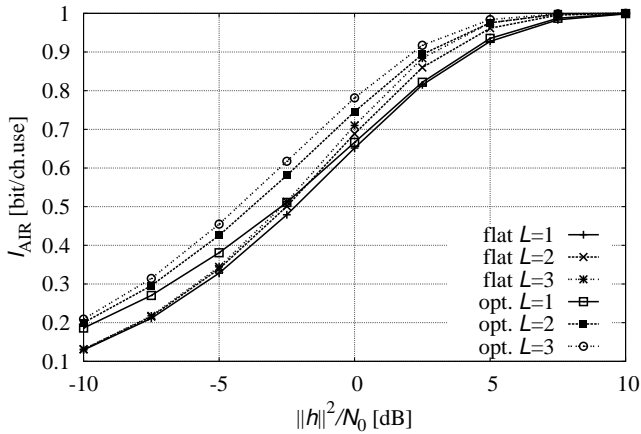


Fig. 4. AIRs for BPSK modulation when different values of the memory  $L$  are considered at receiver.

were carried out. It can be noticed that the performance are in accordance with the AIR results. All simulations that we have presented were also carried out for other channels (e.g., EPR4, Proakis B and C). However, we have not presented any result for these channels since our findings for those channels are in principle identical to those for the channel presented in the paper.

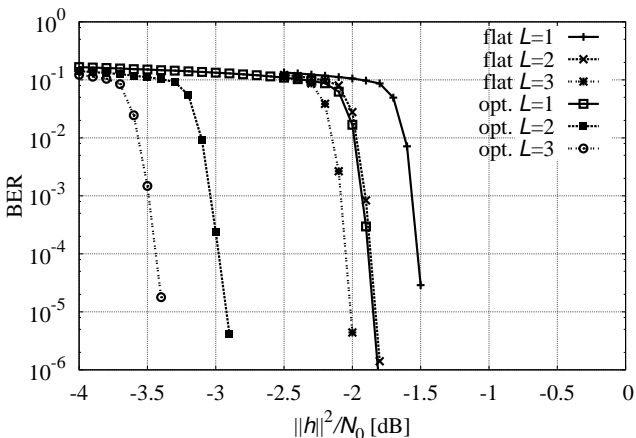


Fig. 5. Bit error rate for BPSK modulation for different values of the memory  $L$  considered at receiver.

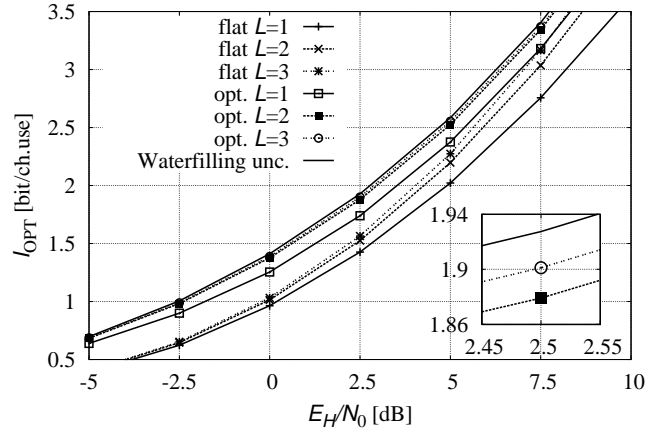


Fig. 6. AIRs for Gaussian inputs over a MIMO-ISI channel with  $N = 2$  and  $L_H = 3$ , when different values of the memory  $L$  are considered at receiver.

### A. MIMO-ISI Channels with perfect CSI

We now considered a  $2 \times 2$  MIMO-ISI channel, with  $L_H = 3$ . Fig. 6 shows the AIR  $I_{\text{OPT}}$  for Gaussian inputs as a function of  $E_H/N_0$ , being  $E_H = \sum_{\ell} \text{tr}(\mathbf{H}_{\ell} \mathbf{H}_{\ell}^{\dagger})$ . The transmit filters are optimized for the equivalent channels  $\Sigma_1(\omega)$  and  $\Sigma_2(\omega)$  for different values of the memory  $L$  considered by the receiver. For comparison, the figure also gives  $I_{\text{OPT}}$  for flat transmit power spectra (i.e.,  $\text{E}\{\mathbf{a}_k \mathbf{a}_{k+m}^{\dagger}\} = \mathbf{I} \delta_m$ , where  $\mathbf{I}$  is the identity matrix and  $\delta_m$  is the Kronecker delta) and the channel capacity (i.e., when using the spectra obtained by means of the waterfilling algorithm and assuming a receiver with unconstrained complexity). It can be seen that conclusions for scalar ISI channels also hold for MIMO-ISI. However, we found that, for MIMO-ISI channel, the objective function seems to have some local maxima, and thus the optimization can depend on the starting position. This problem can be easily solved by running the optimization more times (three times were always enough in all our tests) and keeping the maximum value.

### B. Bandlimited AWGN channels

We computed the optimal shaping pulse on a bandlimited AWGN channel with  $2WT = 0.48$ . Hence, we are in the realm of FTN/time packing and the considered ISI is only due to the adoption of such a technique. Fig. 7 shows the achievable spectral efficiency (ASE)  $\eta = I_{\text{AIR}}/WT$  for a BPSK modulation on the continuous-time AWGN channel as a function of the ratio  $E_b/N_0$ ,  $E_b$  being the received signal energy per information bit. Two values of the memory, namely  $L = 1$  and  $L = 2$  are considered at the detector. For comparison, the figure also gives the ASE for pulses with RRC spectrum and roll-off  $\alpha = 0.1$  or  $\alpha = 0.2$ , and the unconstrained capacity for the AWGN channel. It can be seen that the optimized pulse outperforms the other pulses.

## VII. CONCLUSION

We have studied ISI channels with channel shortening detection. The channel shortening detector that we used is optimized from a mutual information perspective and allows for the highest possible data rate. We then optimized the

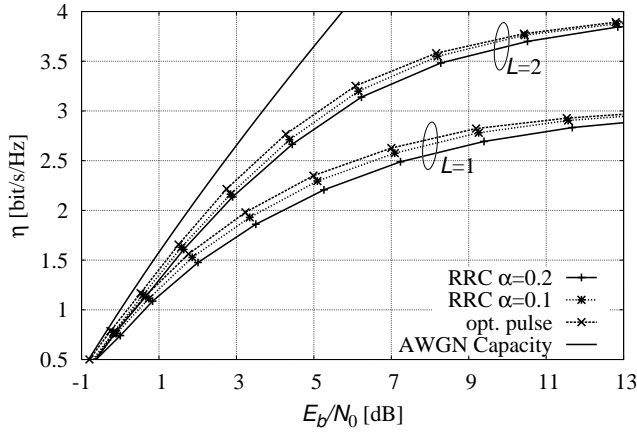


Fig. 7. ASE for a BPSK modulation by using the optimized pulse for two values of the memory  $L$  considered at receiver.

transmit filter for a given receiver complexity and ISI channel. This is an optimization problem of infinite dimensionality, but we managed to reduce it through functional analysis into an optimization problem of a dimension that equals the memory of the receiver plus one. A standard numerical optimization procedure then follows. Since the memory  $L$  of the receiver is in practice typically set to a small value, such as  $L = 1$ , the numerical optimization can be easily carried out.

As a side result, we also show that the classical waterfilling algorithm for ISI channels can never result in a shorter channel response at the receiver than the length of the channel response itself. From our numerical experiments, we have found that it is crucial to take the receiver complexity into account when designing the transmit filter, since if the transmit filter found through the waterfilling algorithm is used, then a loss can occur compared with a flat transmit filter.

We have finally shown that the same framework can be used to derive the optimal shaping pulse on a bandlimited AWGN channel.

#### APPENDIX A: PROOF OF THEOREM 1

We first note that  $P(\omega)$  only enters the optimization through its square magnitude, and we therefore make the variable substitution  $S_p(\omega) = |P(\omega)|^2$  and optimize over  $S_p(\omega)$  instead.

The proof will consist of three steps

- A formula for stationary points.
- The observation that some of these do not have strictly positive spectrum.
- Fixing the problem identified in the previous bullet.

Let us now start with the first bullet.

From Cramer's rule [38], we get that

$$\mathbf{B}^{-1} = \frac{1}{\det(\mathbf{B})} [C_{ij}],$$

where  $C_{ij}$  is the cofactor of entry  $(i, j)$  in  $\mathbf{B}$ . This implies that we can express  $\mathbf{B}\mathbf{B}^{-1}\mathbf{b}^\dagger$  as

$$\frac{\sum_{m=1}^M \alpha_m b_0^{\phi_{m,0}} b_1^{\phi_{m,1}} (b_1^*)^{\phi_{m,2}} \dots b_L^{\phi_{m,2L-1}} (b_L^*)^{\phi_{m,2L}}}{\sum_{n=1}^N \beta_n b_0^{\psi_{n,0}} b_1^{\psi_{n,1}} (b_1^*)^{\psi_{n,2}} \dots b_{L-1}^{\psi_{n,2L-3}} (b_{L-1}^*)^{\psi_{n,2L-2}}},$$

where  $M$  and  $N$  are finite constants that depend on  $L$ ,  $\alpha_m, \beta_m \in \{\pm 1\}$ , and both  $\phi_{m,\ell}$  and  $\psi_{n,\ell}$  are non-negative integers which satisfy

$$\sum_{\ell=0}^{2L} \phi_{m,\ell} = L + 1 \quad \text{and} \quad \sum_{\ell=0}^{2L-2} \psi_{n,\ell} = L.$$

We next introduce the variable substitution

$$y(\omega) = \frac{N_0}{|H(\omega)|^2 S_p(\omega) + N_0}, \quad S_p(\omega) = \frac{N_0}{|H(\omega)|^2} \left[ \frac{1}{y(\omega)} - 1 \right].$$

The constraint  $\int S_p(\omega) d\omega = 2\pi$  translates into

$$e[y(\omega)] = \int_{-\pi}^{\pi} \frac{1}{y(\omega) |H(\omega)|^2} d\omega = \int_{-\pi}^{\pi} \frac{1}{|H(\omega)|^2} d\omega + \frac{2\pi}{N_0}.$$

Furthermore, we have

$$b_k = \frac{1}{2\pi} \int_{-\pi}^{\pi} y(\omega) e^{jk\omega} d\omega.$$

The constrained Euler-Lagrange equation [39] becomes

$$\frac{\delta c}{\delta y} = \lambda \frac{\delta e}{\delta y} = -\frac{\lambda}{|H(\omega)|^2 y^2(\omega)}.$$

The functional derivative  $\delta b_k^s / \delta y$  equals

$$\begin{aligned} \frac{\delta b_k^s}{\delta y} &= \frac{\delta \left[ \int_{-\pi}^{\pi} y(\omega) e^{jk\omega} d\omega \right]^s}{\delta y} \\ &= s \left[ \int_{-\pi}^{\pi} y(\omega) e^{jk\omega} d\omega \right]^{s-1} e^{jk\omega} \\ &= s b_k^{s-1} e^{jk\omega}. \end{aligned}$$

We now note that  $b_k$ , raised to any power, is a *constant* that depends explicitly on  $y$ . Therefore, by an application on the quotient rule for the derivative and the chain rule to (8), we obtain an expression of the form

$$\frac{\delta c}{\delta y} = 1 - \frac{\sum_{\ell=-L}^L A_\ell [y] e^{j\ell\omega}}{C[y]},$$

where the constants  $A_\ell [y]$  and  $C[y]$  explicitly depend on  $y$ , e.g.,

$$C[y] = \left[ \sum_{n=1}^N \beta_n b_0^{\psi_{n,0}} b_1^{\psi_{n,1}} \dots b_{L-1}^{\psi_{n,2L-3}} (b_{L-1}^*)^{\psi_{n,2L-2}} \right]^2.$$

By manipulation of the Euler-Lagrange equation and by introducing a new set of constants  $\{B_\ell [y]\}$ , we obtain

$$y(\omega) = \frac{1}{\sqrt{|H(\omega)|^2 \left[ \sum_{\ell=-L}^L B_\ell [y] e^{j\ell\omega} \right]}}.$$

This translates into a general form of the optimal  $S_p(\omega)$  which reads

$$S_p^{\text{opt}}(\omega) = \frac{N_0}{\sqrt{|H(\omega)|^2} \sqrt{\sum_{\ell=-L}^L A_\ell e^{j\ell\omega}}} - \frac{N_0}{|H(\omega)|^2} \quad (11)$$

where the  $A_\ell$  must have Hermitian symmetry.

We have now found a general form for any stationary point. Unfortunately, for a given  $H(\omega)$ , this stationary point may lie outside of the domain of the optimization. The

optimal spectrum  $S_p(\omega)$  must therefore lie on the boundary of the optimization domain, which in this case implies that  $S_p(\omega) = 0$  for  $\omega \in \mathcal{I}_0 \subset [-\pi, \pi]$ . Let us define  $\mathcal{I}_+$  as the subset  $[-\pi, \pi]$  where  $S_p(\omega) > 0$  except for the endpoints of  $\mathcal{I}_+$  where  $S_p(\omega) = 0$  due to the assumption of a continuous spectrum. Note that  $\mathcal{I}_+$  may be the union of several disjoint sub-intervals of  $[-\pi, \pi]$ . We can now rewrite the constraint and the expressions of  $b_k$  as

$$e[y(\omega)] = \int_{\mathcal{I}_+} \frac{1}{|H(\omega)|^2} d\omega + \frac{2\pi}{N_0}$$

and

$$b_k = \frac{1}{2\pi} \int_{\mathcal{I}_+} y(\omega) e^{jk\omega} d\omega.$$

From the first part of the proof, i.e., identifying a necessary condition for stationary points, we have that (11) must hold within the interval  $\mathcal{I}_+$ , and the constants  $\{A_\ell\}$  must be such that  $S_p^{\text{opt}}(\omega) = 0$  at the end-points of each sub-interval within  $\mathcal{I}_+$ . Hence, no matter what  $\mathcal{I}_+$  is, we can express the optimal  $S_p^{\text{opt}}(\omega)$  as in (10).

## APPENDIX B: PROOF OF THEOREM 2

The waterfilling algorithm provides a transmit filter that satisfies [1]

$$|P(\omega)|^2 = \max\left(0, \theta - \frac{N_0}{|H(\omega)|^2}\right), \quad (12)$$

for some power constant  $\theta$ . In view of Theorem 1,  $|P(\omega)|^2$  in (12) must also satisfy (10). Equating (12) and (10) yields

$$\theta - \frac{N_0}{|H(\omega)|^2} = \frac{N_0}{\sqrt{|H(\omega)|^2}} \sqrt{\sum_{\ell=-K}^K A_\ell e^{j\ell\omega}} - \frac{N_0}{|H(\omega)|^2}. \quad (13)$$

From (13), it can be seen that we must have

$$\sum_{\ell=-K}^K A_\ell e^{j\ell\omega} = \gamma |H(\omega)|^2,$$

for some constant  $\gamma$ . However,

$$|H(\omega)|^2 = \left| \sum_{\ell=0}^{L_H} h_\ell e^{-j\ell\omega} \right|^2 = \sum_{\ell=-L_H}^{L_H} g_\ell e^{-j\ell\omega},$$

where

$$g_\ell = \sum_k h_k h_{k-\ell}^*.$$

Clearly, to satisfy

$$\sum_{\ell=-K}^K A_\ell e^{j\ell\omega} = \gamma \left[ \sum_{\ell=-L_H}^{L_H} g_\ell e^{-j\ell\omega} \right],$$

$K$  must at least equal  $L_H$ .

## REFERENCES

- [1] W. Hirt, "Capacity and information rates of discrete-time channels with memory," Ph.D. dissertation, Inst. Signal and Information Processing, Swiss Federal Institute of Technology, Zurich, 1988.
- [2] D. Arnold and H.-A. Loeliger, "On the information rate of binary-input channels with memory," in *Proc. IEEE Intern. Conf. Commun.*, vol. 9, June 2001, pp. 2692–2695.
- [3] H. D. Pfister, J. B. Soriaga, and P. H. Siegel, "On the achievable information rates of finite-state ISI channels," in *Proc. IEEE Global Telecommun. Conf.*, San Antonio, TX, 2001, pp. 2992–2996.
- [4] V. Sharma and S. K. Singh, "Entropy and channel capacity in the regenerative setup with application to Markov channels," in *Proc. IEEE International Symposium on Information Theory*, Washington, DC, Jun. 2001, p. 283.
- [5] H. D. Pfister, J. B. Soriaga, and P. H. Siegel, "Determining and approaching achievable rates of binary intersymbol interference channels using multistage decoding," *IEEE Trans. Inform. Theory*, vol. 53, pp. 1416–1429, Apr. 2007.
- [6] D. M. Arnold, H.-A. Loeliger, P. O. Vontobel, A. Kavčić, and W. Zeng, "Simulation-based computation of information rates for channels with memory," *IEEE Trans. Inform. Theory*, vol. 52, no. 8, pp. 3498–3508, Aug. 2006.
- [7] A. Kavčić, "On the capacity of Markov sources over noisy channels," in *Proc. IEEE Global Telecommun. Conf.*, 2001, pp. 2997–3001.
- [8] J. B. Soriaga, H. D. Pfister, and P. H. Siegel, "On the low rate Shannon limit for binary intersymbol interference channels," *IEEE Trans. Commun.*, vol. 51, no. 12, Dec. 2003.
- [9] G. D. Forney, Jr., "Maximum-likelihood sequence estimation of digital sequences in the presence of intersymbol interference," *IEEE Trans. Inform. Theory*, vol. 18, pp. 284–287, May 1972.
- [10] D. Fertonani, A. Barbieri, and G. Colavolpe, "Reduced-complexity BCJR algorithm for turbo equalization," *IEEE Trans. Commun.*, vol. 55, no. 12, pp. 2279–2287, Dec. 2007.
- [11] G. Colavolpe, D. Fertonani, and A. Piemontese, "SISO detection over linear channels with linear complexity in the number of interferers," *IEEE J. of Sel. Topics in Signal Proc.*, vol. 5, pp. 1475–1485, Dec. 2011.
- [12] X. Ma and W. Zhang, "Fundamental limits of linear equalizers: diversity, capacity and complexity," *IEEE Trans. Inform. Theory*, vol. 54, no. 8, pp. 3442–3456, Aug. 2008.
- [13] S. Song and K. B. Letaief, "Diversity analysis for linear equalizers over isi channels," vol. 59, no. 9, pp. 2414–2423, Sep. 2011.
- [14] D. D. Falconer and F. Magee, "Adaptive channel memory truncation for maximum likelihood sequence estimation," *Bell System Tech. J.*, vol. 52, no. 9, pp. 1541–1562, Nov. 1973.
- [15] S. A. Fredricsson, "Joint optimization of transmitter and receiver filter in digital PAM systems with a Viterbi detector," *IEEE Trans. Inform. Theory*, vol. IT-22, no. 2, pp. 200–210, Mar. 1976.
- [16] C. T. Beare, "The choice of the desired impulse response in combined linear-Viterbi algorithm equalizers," *IEEE Trans. Commun.*, vol. 26, no. 8, pp. 1301–1307, Aug. 1978.
- [17] N. Sundstrom, O. Edfors, P. Ödling, H. Eriksson, T. Koski, and P. O. Börjesson, "Combined linear-Viterbi equalizers - a comparative study and a minimax design," in *Proc. Vehicular Tech. Conf.*, Stockholm, Sweden, Jun. 1994, pp. 1263–1267.
- [18] N. Al-Dhahir and J. M. Cioffi, "Efficiently computed reduced-parameter input-aided MMSE equalizers for ML detection: A unified approach," *IEEE Trans. Inform. Theory*, vol. 42, pp. 903–915, Apr. 1996.
- [19] N. Al-Dhahir, "FIR channel-shortening equalizers for MIMO ISI channels," *IEEE Trans. Commun.*, vol. 49, no. 2, pp. 213–218, Feb. 2001.
- [20] S. A. Aldosari, S. A. Alshebeili, and A. M. Al-Sanie, "A new MSE approach for combined linear-Viterbi equalizers," in *Proc. Vehicular Tech. Conf.*, Tokyo, Japan, May 2000, pp. 1263–1267.
- [21] R. Venkataramani and M. F. Erden, "A posteriori equivalence: A new perspective for design of optimal channel shortening equalizers," 2007, available at <http://arxiv.org/abs/0710.3802v1>.
- [22] G. Bauch and N. Al-Dhahir, "Reduced-complexity space-time turbo-equalization for frequency-selective MIMO channels," *IEEE Trans. Wireless Commun.*, vol. 1, no. 4, pp. 819–828, Oct. 2002.
- [23] U. L. Dang, W. H. Gerstacker, and D. T. M. Slock, "Maximum SINR prefiltering for reduced state trellis based equalization," in *Proc. IEEE Intern. Conf. Commun.*, Kyoto, Japan, Jun. 2011.
- [24] —, "Unbiased maximum SINR prefiltering for reduced-state equalization," Barcelona, Spain, Aug. 2011.



- [25] F. Rusek and A. Prlja, "Optimal channel shortening for MIMO and ISI channels," *IEEE Trans. Wireless Commun.*, vol. 11, no. 2, pp. 810–818, Feb. 2012.
- [26] N. Merhav, G. Kaplan, A. Lapidoth, and S. Shamai, "On information rates for mismatched decoders," *IEEE Trans. Inform. Theory*, vol. 40, no. 6, pp. 1953–1967, Nov. 1994.
- [27] A. Ganti, A. Lapidoth, and I. E. Telatar, "Mismatched decoding revisited: General alphabets, channels with memory, and the wide-band limit," *IEEE Trans. Inform. Theory*, vol. 46, no. 7, pp. 2315–2328, Nov. 2000.
- [28] G. Ungerboeck, "Adaptive maximum likelihood receiver for carrier-modulated data-transmission systems," *IEEE Trans. Commun.*, vol. com-22, pp. 624–636, May 1974.
- [29] G. Colavolpe and A. Barbieri, "On MAP symbol detection for ISI channels using the Ungerboeck observation model," *IEEE Commun. Letters*, vol. 9, no. 8, pp. 720–722, Aug. 2005.
- [30] J. E. Mazo, "Faster-than-Nyquist signaling," *Bell System Tech. J.*, vol. 54, pp. 1450–1462, Oct. 1975.
- [31] A. Liveris and C. N. Georghiades, "Exploiting faster-than-Nyquist signaling," *IEEE Trans. Commun.*, vol. 47, pp. 1502–1511, Sep. 2003.
- [32] F. Rusek and J. B. Anderson, "The two dimensional Mazo limit," in *Proc. IEEE International Symposium on Information Theory*, Adelaide, Australia, Nov. 2005, pp. 970–974.
- [33] A. Barbieri, D. Fertonani, and G. Colavolpe, "Time-frequency packing for linear modulations: spectral efficiency and practical detection schemes," *IEEE Trans. Commun.*, vol. 57, pp. 2951–2959, Oct. 2009.
- [34] A. Modenini, G. Colavolpe, and N. Alagha, "How to significantly improve the spectral efficiency of linear modulations through time-frequency packing and advanced processing," in *Proc. IEEE Intern. Conf. Commun.*, Ottawa, Canada, Jun. 2012, pp. 3299–3304.
- [35] F. Rusek and J. B. Anderson, "Constrained capacities for faster-than-Nyquist signaling," *IEEE Trans. Inform. Theory*, vol. 55, no. 2, pp. 764–775, Feb. 2009.
- [36] A. V. Oppenheim and R. W. Schaffer, *Discrete-Time Signal Processing*. Englewood Cliffs, New Jersey: Prentice-Hall, 1989.
- [37] A. Modenini, F. Rusek, and G. Colavolpe, "Optimal transmit filters for constrained complexity channel shortening detectors," in *Proc. IEEE Intern. Conf. Commun.*, Budapest, Hungary, Jun. 2013, pp. 1688–1693.
- [38] R. A. Horn and C. R. Johnson, *Matrix Analysis*. New York, U.S.A.: Cambridge University Press, 1985.
- [39] F. Charles, *An introduction to the calculus of variations*. Dover, 2010.



**Giulio Colavolpe** (S'96-M'00-SM'11) was born in Cosenza, Italy, in 1969. He received the Dr. Ing. degree in Telecommunications Engineering (cum laude) from the University of Pisa, in 1994 and the Ph.D. degree in Information Technologies from the University of Parma, Italy, in 1998. Since 1997, he has been at the University of Parma, Italy, where he is now an Associate Professor of Telecommunications. In 2000, he was Visiting Scientist at the Institut Eurécom, Valbonne, France. His research interests include the design of digital communication systems, adaptive signal processing (with particular emphasis on iterative detection techniques for channels with memory), and information theory.

He received the best paper award at the 13th International Conference on Software, Telecommunications and Computer Networks (SoftCOM'05), Split, Croatia, September 2005, the best paper award for Optical Networks and Systems at the IEEE International Conference on Communications (ICC 2008), Beijing, China, May 2008, and the best paper award at the 5th Advanced Satellite Mobile Systems Conference and 11th International Workshop on Signal Processing for Space Communications (ASMS&SPSC 2010), Cagliari, Italy. He is currently serving as an Editor for *IEEE Transactions on Communications* and *IEEE Wireless Communications Letters*. He also served as an Editor for *IEEE Transactions on Wireless Communications* and as an Executive Editor for *Transactions on Emerging Telecommunications Technologies (ETT)*.



**Andrea Modenini** (S'12) was born in Parma, Italy, in 1986. He received the Dr. Eng. degree in telecommunications engineering (cum laude) in December 2010 from the University of Parma, Italy, where he is currently Ph.D. Student at the Dipartimento di Ingegneria dell'Informazione (DII). His main research interests include information theory and digital transmission theory, with particular emphasis on the optimization of detection algorithm from an information theoretic point of view. He participates in several research projects funded by the European

Space Agency (ESA-ESTEC) and important telecommunications companies. In the spring 2012 he was a visiting PhD student at the University of Lund, Sweden, for reasearch on channel shortening detection for spectrally efficient modulations.



**Fredrik Rusek** was born in Lund, Sweden on April 11, 1978. He received the Master of Science degree in electrical engineering in December 2002 and the Ph.D. degree in digital communication theory in September 2007, both from Lund Institute of Technology. In October 2007 he joined the the department of electrical and information technology at Lund Institute and since 2012, he holds an associate professorship at the same department. Since September 2012, he is also part time employed as algorithm specialist at Huawei Technologies, Lund,

Sweden. His research interests include modulation theory, equalization, wireless communications, and applied information theory.