

Top Quark Production

Nikolaos Kidonakis

Kennesaw State University, Physics #1202, 1000 Chastain Rd., Kennesaw, GA 30144, USA

I discuss top quark production in hadronic collisions. I present the soft-gluon resummation formalism and its derivation from factorization and renormalization-group evolution, and two-loop calculations of soft anomalous dimensions in the eikonal approximation. I discuss the contributions of next-to-next-to-leading order (NNLO) soft-gluon corrections to the total cross sections and top-quark transverse momentum and rapidity distributions for top-antitop pair production, and for single-top production in the t and s channels and in association with a W boson or a charged Higgs boson.

1 Introduction

The top quark is the heaviest elementary particle known to date. It was discovered in proton-antiproton collisions at the Fermilab Tevatron in 1995 in top-antitop pair production events by the CDF and D0 Collaborations [1, 2]. The uniqueness of the top quark is not only due to its heavy mass, which makes it important for Higgs physics, but also due to the fact that it is the only quark that decays before it can hadronize. Top-antitop pair and single-top production have by now been fully established at both the Tevatron and the LHC and are in good agreement with theoretical expectations, as we will see later in detail.

In these lectures I discuss top quark production in hadron colliders, paying particular attention to higher-order corrections from soft-gluon resummation. I begin with a discussion of higher-order soft-gluon corrections, factorization, renormalization-group evolution (RGE), resummation, and next-to-next-to-leading order (NNLO) expansions.

I continue with one- and two-loop eikonal diagrams, calculations of the massive cusp anomalous dimension, and presentation of the the two-loop soft anomalous dimension matrices for top-pair production.

I then provide results for $t\bar{t}$ production, including the total $t\bar{t}$ cross sections at the LHC and the Tevatron, the top-quark transverse momentum, p_T , distributions, and the top-quark rapidity distributions. Finally, I discuss single-top production, in particular t -channel and s -channel production, and tW^- and tH^- production, and present total cross sections and top-quark p_T distributions.

2 Higher-order soft-gluon corrections

QCD corrections are significant for hard-scattering cross-sections, and in particular for top-pair and single-top production. The complete next-to-leading order (NLO) corrections were calculated for $t\bar{t}$ production in [3, 4] and for single-top production in [5].

Soft-gluon corrections, i.e. perturbative corrections from the emission of soft (low-energy) gluons, originate from incomplete cancellations of infrared divergences between virtual diagrams

and real diagrams with soft gluons.

The soft-gluon terms are of the form $\left[\frac{\ln^k(s_4/m_t^2)}{s_4}\right]_+$ where $k \leq 2n - 1$ for the n th-order perturbative corrections, and s_4 is the kinematical distance from partonic threshold. The leading logarithms (LL) are those with the highest power, $2n - 1$; the next-to-leading logarithms (NLL) have a power of one less; the next-to-next-to-leading logarithms (NNLL) have a power of two less, etc. The importance of soft-gluon corrections is because they are dominant near threshold. It is possible to resum (i.e. exponentiate) these corrections to all orders in perturbative QCD. This resummation follows from factorization of the cross section and RGE of its factors. The resummation of the leading logarithms requires universal terms describing the emission of collinear and soft gluons that only depend on the identity of the incoming and outgoing partons, i.e. the details of the hard process are irrelevant. However, at NLL accuracy [6] and beyond it is necessary to involve the process-dependent color exchange in the hard-scattering process and to perform the corresponding loop calculations in the eikonal approximation.

In addition to these soft-gluon logarithmic terms there also arise terms of purely collinear origin, of the form $\frac{1}{m_t^2} \ln^k(s_4/m_t^2)$, but we will not discuss these kind of terms in this paper.

Complete results are now available at NNLL accuracy, which requires the calculation of two-loop soft anomalous dimensions. For a review of resummation for top quark production see Ref. [7]. Approximate next-to-next-to-leading order (NNLO) double-differential cross sections and even next-to-next-to-next-to-leading order (NNNLO) corrections have been derived from the expansion of the resummed results [8].

2.1 Factorization, RGE, and Resummation

We consider hadronic processes of the form

$$h_1(p_{h_1}) + h_2(p_{h_2}) \rightarrow t(p) + X$$

where h_1, h_2 , are colliding hadrons (protons at the LHC; protons and antiprotons at the Tevatron) and t denotes the observed top quark with X all additional final-state particles. The underlying partonic processes are of the form

$$f_1(p_1) + f_2(p_2) \rightarrow t(p) + X$$

where f_1 and f_2 represent partons (quarks or gluons). We define $s = (p_1 + p_2)^2$, $t = (p_1 - p)^2$, $u = (p_2 - p)^2$. Also $s_4 = s + t + u - \sum m^2$, where the sum is over the squared masses of all particles in the process. Thus, s_4 measures distance from partonic threshold, where there is no energy for additional radiation, but the top quark may have arbitrary momentum and is not restricted to be produced at rest (thus partonic threshold is more general than absolute, or production, threshold where the top quark is produced at rest). At partonic threshold $s_4 = 0$.

The factorization for the (in general differential) cross section is expressed by the formula

$$d\sigma_{h_1 h_2 \rightarrow t X} = \sum_{f_1, f_2} \int dx_1 dx_2 \phi_{f_1/h_1}(x_1, \mu_F) \phi_{f_2/h_2}(x_2, \mu_F) \hat{\sigma}_{f_1 f_2 \rightarrow t X}(s_4, s, t, u, \mu_F, \mu_R)$$

where ϕ are parton distribution functions with x_1 and x_2 the momentum fractions of partons f_1 and f_2 in hadrons h_1 and h_2 respectively, μ_F is the factorization scale and μ_R is the renormalization scale. We factorize the initial-state collinear divergences into the parton distribution functions, ϕ . Soft-gluon corrections appear in the partonic hard-scattering cross section,

$\hat{\sigma}_{f_1 f_2 \rightarrow tX}$, as plus distributions of logarithmic terms, defined through their integral with parton distribution functions

$$\int_0^{s_4^{max}} ds_4 \phi(s_4) \left[\frac{\ln^k(s_4/m_t^2)}{s_4} \right]_+ \equiv \int_0^{s_4^{max}} ds_4 \frac{\ln^k(s_4/m_t^2)}{s_4} [\phi(s_4) - \phi(0)] + \frac{1}{k+1} \ln^{k+1} \left(\frac{s_4^{max}}{m_t^2} \right) \phi(0).$$

Resummation follows from the factorization properties of the cross section, performed in moment space. We define moments of the partonic cross section by $\hat{\sigma}(N) = \int (ds_4/s) e^{-Ns_4/s} \hat{\sigma}(s_4)$. The logarithms of s_4 give rise to logarithms of N in moment space, and we will show that the logarithms of N appearing in $\hat{\sigma}(N)$ exponentiate.

We then write a factorized expression for the infrared-regularized (with $\epsilon = 4 - n$) parton-parton scattering cross section, $\sigma_{f_1 f_2 \rightarrow tX}(N, \epsilon)$, in moment space

$$\sigma_{f_1 f_2 \rightarrow tX}(N, \epsilon) = \phi_{f_1/f_1}(N, \mu_F, \epsilon) \phi_{f_2/f_2}(N, \mu_F, \epsilon) \hat{\sigma}_{f_1 f_2 \rightarrow tX}(N, \mu_F, \mu_R)$$

which factorizes similarly to the hadronic cross section, with $\phi(N) = \int_0^1 dx x^{N-1} \phi(x)$.

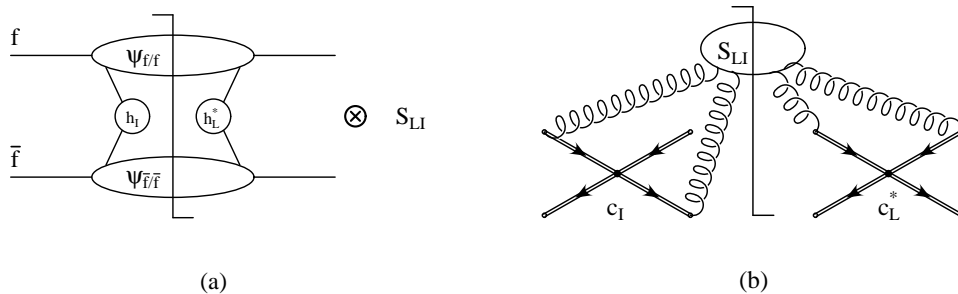


Figure 1: Factorization of the partonic cross section for $t\bar{t}$ production: (a) The functions involved in the partonic process; (b) the soft-gluon function S .

The partonic function $\hat{\sigma}_{f_1 f_2 \rightarrow tX}$ still has sensitivity to soft-gluon dynamics via its N dependence. We then refactorize the cross section [6] in terms of modified parton distributions ψ , defined in the partonic center-of-mass frame at fixed energy, as

$$\sigma_{f_1 f_2 \rightarrow tX}(N, \epsilon) = \psi_{f_1/f_1}(N, \mu_F, \epsilon) \psi_{f_2/f_2}(N, \mu_F, \epsilon) \times H_{IL}^{f_1 f_2 \rightarrow tX}(\alpha_s(\mu_R)) S_{LI}^{f_1 f_2 \rightarrow tX} \left(\frac{m_t}{N\mu_F}, \alpha_s(\mu_R) \right) \prod_j J_j(N, \mu_F, \epsilon).$$

This factorization is shown for the case of top-antitop pair production in Fig. 1(a).

The $H_{IL}^{f_1 f_2 \rightarrow tX}$ are N -independent hard-scattering terms which involve contributions from the amplitude of the process and the complex conjugate of the amplitude, in the form $H_{IL} = h_L^* h_L$. Also, $S_{LI}^{f_1 f_2 \rightarrow tX}$ is the soft gluon function for non-collinear soft-gluon emission; it represents the coupling of soft gluons to the partons in the scattering with color tensors c_I, c_L (see Fig. 1(b)). Both H_{IL} and S_{LI} are process dependent and they are matrices in the space

of color exchanges in the partonic scattering. J are jet functions describing universal soft and collinear emission from any outgoing massless partons.

Comparing the two previous equations, we find

$$\begin{aligned} \hat{\sigma}_{f_1 f_2 \rightarrow tX}(N, \mu_F, \mu_R) &= \frac{\psi_{f_1/f_1}(N, \mu_F, \epsilon) \psi_{f_2/f_2}(N, \mu_F, \epsilon)}{\phi_{f_1/f_1}(N, \mu_F, \epsilon) \phi_{f_2/f_2}(N, \mu_F, \epsilon)} \\ &\times H_{IL}^{f_1 f_2 \rightarrow tX}(\alpha_s(\mu_R)) S_{LI}^{f_1 f_2 \rightarrow tX} \left(\frac{m_t}{N\mu_F}, \alpha_s(\mu_R) \right) \prod_j J_j(N, \mu_F, \epsilon). \end{aligned}$$

All the factors in the above equation are gauge and factorization scale dependent. The requirement that the product of these factors be independent of the gauge and the factorization scale results in the exponentiation of logarithms of N in the ratios $\psi_{f_1/f_1}/\phi_{f_1/f_1}$ and $\psi_{f_2/f_2}/\phi_{f_2/f_2}$, in the soft-gluon matrix S_{LI} , and in the functions J_j .

The soft matrix S_{LI} requires renormalization as a composite operator; its N -dependence can then be resummed via RGE [6]. The product $H_{IL} S_{LI}$ however needs no overall renormalization, because the UV divergences of H_{IL} balance those of S_{LI} . We have

$$\begin{aligned} H_{IL}^b &= \left(\prod_{i=1,2} Z_i^{-1} \right) (Z_S^{-1})_{IA} H_{AB} \left[(Z_S^\dagger)^{-1} \right]_{BL} \\ S_{LI}^b &= (Z_S^\dagger)_{LC} S_{CD} Z_{S,DI} \end{aligned}$$

where H^b and S^b are the unrenormalized quantities, Z_i are the renormalization constants of the incoming partonic fields, and Z_S is a matrix of renormalization constants, which describe the renormalization of the soft function, including the wave functions for outgoing heavy-quark eikonal lines.

Thus S_{LI} satisfies the renormalization group equation

$$\left(\mu \frac{\partial}{\partial \mu} + \beta(g_s) \frac{\partial}{\partial g_s} \right) S_{LI} = -(\Gamma_S^\dagger)_{LC} S_{CI} - S_{LD} (\Gamma_S)_{DI}$$

where $g_s^2 = 4\pi\alpha_s$ and β is the QCD beta function

$$\beta(\alpha_s) \equiv \frac{1}{2\alpha_s} \frac{d\alpha_s}{d \ln \mu} = \mu \frac{d \ln g_s}{d \mu} = -\beta_0 \alpha_s / (4\pi) - \beta_1 \alpha_s^2 / (4\pi)^2 + \dots,$$

with $\beta_0 = (11C_A - 2n_f)/3$ and $\beta_1 = 34C_A^2/3 - 2n_f(C_F + 5C_A/3)$. Here $C_F = (N_c^2 - 1)/(2N_c)$ and $C_A = N_c$, with $N_c = 3$ the number of colors, and n_f is the number of light quark flavors ($n_f = 5$ for top production).

Γ_S is the soft anomalous dimension matrix that controls the evolution of the soft function S . In dimensional regularization Z_S has $1/\epsilon$ poles, and Γ_S is given at one loop in terms of the residue of Z_S by

$$\Gamma_S^{(1-loop)}(g_s) = -\frac{g_s}{2} \frac{\partial}{\partial g_s} \text{Res}_{\epsilon \rightarrow 0} Z_S(g_s, \epsilon).$$

The soft anomalous dimension Γ_S is a matrix in color space and a function of the kinematical invariants s, t, u . The process-dependent matrices Γ_S have been calculated at one loop for all

$2 \rightarrow 2$ partonic processes. For the $q\bar{q} \rightarrow t\bar{t}$ process, Γ_S is a 2×2 matrix [6]. For the $gg \rightarrow t\bar{t}$ process, Γ_S is a 3×3 matrix [6]. Explicit expressions at one and two loops will be provided in Section 4.

The resummed cross section in moment space, denoted as $\hat{\sigma}_{f_1 f_2 \rightarrow tX}^{res}(N)$ below, follows from the RGE of all the functions in the factorized cross section, and can be written in the form:

$$\begin{aligned} \hat{\sigma}_{f_1 f_2 \rightarrow tX}^{res}(N) &= \exp \left[\sum_{i=1,2} E_i(N_i) \right] \exp \left[\sum_j E'_j(N') \right] \exp \left[\sum_{i=1,2} 2 \int_{\mu_F}^{\sqrt{s}} \frac{d\mu}{\mu} \gamma_{i/i}(\tilde{N}_i, \alpha_s(\mu)) \right] \\ &\times \text{tr} \left\{ H^{f_1 f_2 \rightarrow tX}(\alpha_s(\sqrt{s})) \exp \left[\int_{\sqrt{s}}^{\sqrt{s}/\tilde{N}'} \frac{d\mu}{\mu} \Gamma_S^\dagger{}^{f_1 f_2 \rightarrow tX}(\alpha_s(\mu)) \right] \right. \\ &\left. \times S^{f_1 f_2 \rightarrow tX} \left(\alpha_s \left(\frac{\sqrt{s}}{\tilde{N}'} \right) \right) \exp \left[\int_{\sqrt{s}}^{\sqrt{s}/\tilde{N}'} \frac{d\mu}{\mu} \Gamma_S^{f_1 f_2 \rightarrow tX}(\alpha_s(\mu)) \right] \right\} \end{aligned}$$

where the trace is taken of the product of the color-space matrices H , S , and exponents of Γ_S and its Hermitian conjugate, Γ_S^\dagger .

The collinear and soft radiation from incoming partons is resummed via the first exponential with

$$E_i(N_i) = \int_0^1 dz \frac{z^{N_i-1} - 1}{1-z} \left\{ \int_1^{(1-z)^2} \frac{d\lambda}{\lambda} A_i(\alpha_s(\lambda s)) + D_i[\alpha_s((1-z)^2 s)] \right\}$$

(for purely collinear corrections, replace $\frac{z^{N_i-1}-1}{1-z}$ by $-z^{N_i-1}$ in the above expression). Here $N_1 = N(m_t^2 - u)/m_t^2$ and $N_2 = N(m_t^2 - t)/m_t^2$. The term A_i has the perturbative expansion $A_i = \frac{\alpha_s}{\pi} A_i^{(1)} + \left(\frac{\alpha_s}{\pi}\right)^2 A_i^{(2)} + \dots$ where $A_i^{(1)} = C_i$ [9] with $C_i = C_F$ for a quark or antiquark and $C_i = C_A$ for a gluon, while $A_i^{(2)} = C_i K/2$ [10] with $K = C_A(67/18 - \zeta_2) - 5n_f/9$ [11]. Here and below we use $\zeta_2 = \pi^2/6$, $\zeta_3 = 1.2020569\dots$, and $\zeta_4 = \pi^4/90$. Also $D_i = (\alpha_s/\pi) D_i^{(1)} + (\alpha_s/\pi)^2 D_i^{(2)} + \dots$ with $D_i^{(1)} = 0$ in Feynman gauge ($D_i^{(1)} = -C_i$ in axial gauge). In Feynman gauge the two-loop result is [12]

$$D_i^{(2)} = C_i C_A \left(-\frac{101}{54} + \frac{11}{6} \zeta_2 + \frac{7}{4} \zeta_3 \right) + C_i n_f \left(\frac{7}{27} - \frac{\zeta_2}{3} \right).$$

The collinear and soft radiation from outgoing massless quarks and gluons is resummed via the second exponential

$$\begin{aligned} E'_j(N') &= \int_0^1 dz \frac{z^{N'-1} - 1}{1-z} \left\{ \int_{(1-z)^2}^{1-z} \frac{d\lambda}{\lambda} A_j(\alpha_s(\lambda s)) + B_j[\alpha_s((1-z)s)] \right. \\ &\left. + D_j[\alpha_s((1-z)^2 s)] \right\} \end{aligned}$$

where $N' = N s/m_t^2$. Note that this exponent is not needed in $t\bar{t}$ production but it is used in single-top production. The term B_j has the perturbative expansion $B_j = (\alpha_s/\pi) B_j^{(1)} + (\alpha_s/\pi)^2 B_j^{(2)} + \dots$ with $B_q^{(1)} = -3C_F/4$ for a quark or antiquark, and $B_g^{(1)} = -\beta_0/4$ for a gluon [9, 10]. Also (c.f. [12, 13])

$$B_q^{(2)} = C_F^2 \left(-\frac{3}{32} + \frac{3}{4} \zeta_2 - \frac{3}{2} \zeta_3 \right) + C_F C_A \left(-\frac{57}{32} - \frac{11}{12} \zeta_2 + \frac{3}{4} \zeta_3 \right) + n_f C_F \left(\frac{5}{16} + \frac{\zeta_2}{6} \right),$$

$$B_g^{(2)} = C_A^2 \left(-\frac{1025}{432} - \frac{3}{4}\zeta_3 \right) + \frac{79}{108} C_A n_f + C_F \frac{n_f}{8} - \frac{5}{108} n_f^2.$$

The factorization scale dependence in the third exponential is controlled by the moment-space anomalous dimension of the $\overline{\text{MS}}$ density $\phi_{i/i}$, which is $\gamma_{i/i} = -A_i \ln \tilde{N}_i + \gamma_i$ [14, 15], where $\tilde{N}_i = N_i e^{\gamma_E}$ with γ_E the Euler constant. The parton anomalous dimensions γ_i have the perturbative expansion

$$\gamma_i = (\alpha_s/\pi)\gamma_i^{(1)} + (\alpha_s/\pi)^2\gamma_i^{(2)} + \dots$$

with $\gamma_q^{(1)} = 3C_F/4$, $\gamma_g^{(1)} = \beta_0/4$,

$$\gamma_q^{(2)} = C_F^2 \left(\frac{3}{32} - \frac{3}{4}\zeta_2 + \frac{3}{2}\zeta_3 \right) + C_F C_A \left(\frac{17}{96} + \frac{11}{12}\zeta_2 - \frac{3}{4}\zeta_3 \right) + n_f C_F \left(-\frac{1}{48} - \frac{\zeta_2}{6} \right)$$

and

$$\gamma_g^{(2)} = C_A^2 \left(\frac{2}{3} + \frac{3}{4}\zeta_3 \right) - n_f \left(\frac{C_F}{8} + \frac{C_A}{6} \right).$$

The relation between α_s at two different scales, μ and μ_R , is

$$\alpha_s(\mu) = \alpha_s(\mu_R) \left[1 - \frac{\beta_0}{4\pi} \alpha_s(\mu_R) \ln \left(\frac{\mu^2}{\mu_R^2} \right) + \frac{\beta_0^2}{16\pi^2} \alpha_s^2(\mu_R) \ln^2 \left(\frac{\mu^2}{\mu_R^2} \right) - \frac{\beta_1}{16\pi^2} \alpha_s^2(\mu_R) \ln \left(\frac{\mu^2}{\mu_R^2} \right) + \dots \right].$$

We write the perturbative expansions for the hard-scattering function H and the soft-gluon function S as

$$H = \alpha_s^{d_{\alpha_s}} H^{(0)} + \frac{\alpha_s^{d_{\alpha_s}+1}}{\pi} H^{(1)} + \frac{\alpha_s^{d_{\alpha_s}+2}}{\pi^2} H^{(2)} + \dots$$

and

$$S = S^{(0)} + \frac{\alpha_s}{\pi} S^{(1)} + \frac{\alpha_s^2}{\pi^2} S^{(2)} + \dots$$

respectively, where d_{α_s} denotes the power of α_s in the Born cross section. At lowest order, the trace of the product of the hard matrices H and soft matrices S gives the Born cross section for each partonic process, $\sigma^B = \alpha_s^{d_{\alpha_s}} \text{tr}[H^{(0)} S^{(0)}]$.

Noncollinear soft gluon emission is controlled by the soft anomalous dimension Γ_S , which has the perturbative expansion

$$\Gamma_S = \frac{\alpha_s}{\pi} \Gamma_S^{(1)} + \frac{\alpha_s^2}{\pi^2} \Gamma_S^{(2)} + \dots$$

We determine Γ_S from the coefficients of ultraviolet poles in dimensionally regularized eikonal diagrams. The determination of $\Gamma_S^{(1)}$ is needed for NLL resummation and it requires one-loop calculations in the eikonal approximation; $\Gamma_S^{(2)}$ is needed for NNLL resummation and requires two-loop calculations.

Complete two-loop results are now known for the soft anomalous dimensions for many processes, and in these lectures I will review results for:

- the soft (cusp) anomalous dimension for $e^+e^- \rightarrow t\bar{t}$
- $t\bar{t}$ hadroproduction
- t -channel single top production
- s -channel single top production
- $bg \rightarrow tW^-$ and $bg \rightarrow tH^-$

2.2 NLO and NNLO expansions

The resummed cross section suffers from infrared divergences that need a prescription to be dealt with. However, the numerical results depend on the prescription, and differences between prescriptions are typically larger than corrections beyond NNLO. Thus, an alternative and preferred procedure is to expand the resummed cross section to a fixed order in the perturbative expansion, thus avoiding arbitrary prescription dependences. Thus the resummed cross section is used as a generator of higher-order soft-gluon corrections, and here we present expansions to NNLO (for NNNLO see the second paper in [8]).

In the moment-space resummed cross section we are resumming $\ln^k N$; we then expand to fixed order and invert back to momentum space to get the usual $\ln^k(s_4/m_t^2)/s_4$ terms.

We will use the following notation for the logarithmic plus distributions,

$$\mathcal{D}_k(s_4) \equiv \left[\frac{\ln^k(s_4/m_t^2)}{s_4} \right]_+.$$

The NLO soft-gluon corrections from the expansion of the resummed cross section can be written as

$$\hat{\sigma}^{(1)} = \sigma^B \frac{\alpha_s(\mu_R)}{\pi} \{c_3 \mathcal{D}_1(s_4) + c_2 \mathcal{D}_0(s_4) + c_1 \delta(s_4)\} + \frac{\alpha_s^{d_{\alpha_s}+1}(\mu_R)}{\pi} [A^c \mathcal{D}_0(s_4) + T_1^c \delta(s_4)]$$

where we have separated contributions into a part proportional to the Born term, i.e. the leading-order (LO) term, σ^B , and a part that is not (in general) proportional to it. The leading logarithmic coefficient is

$$c_3 = \sum_i 2 A_i^{(1)} - \sum_j A_j^{(1)},$$

and is always multiplied by σ^B . The next-to-leading logarithmic terms are in general not all proportional to σ^B and are separated into two parts. The first part has coefficient c_2 which is defined by $c_2 = c_2^\mu + T_2$, with $c_2^\mu = -\sum_i A_i^{(1)} \ln(\mu_F^2/m_t^2)$ denoting the terms involving logarithms of the scale, and

$$T_2 = \sum_i \left[-2 A_i^{(1)} \ln\left(\frac{-t_i}{m_t^2}\right) + D_i^{(1)} - A_i^{(1)} \ln\left(\frac{m_t^2}{s}\right) \right] + \sum_j \left[B_j^{(1)} + D_j^{(1)} - A_j^{(1)} \ln\left(\frac{m_t^2}{s}\right) \right].$$

The part not in general proportional to σ^B is defined by

$$A^c = \text{tr} \left(H^{(0)} \Gamma_S^{(1)\dagger} S^{(0)} + H^{(0)} S^{(0)} \Gamma_S^{(1)} \right).$$

The terms proportional to $\delta(s_4)$ include virtual corrections which cannot be determined from resummation as well as some terms that involve logarithms of the scales μ_F and μ_R and which can be calculated from the expansion of the resummed cross section. We write $c_1 = c_1^\mu + T_1$ with c_1^μ denoting the terms involving logarithms of the scale

$$c_1^\mu = \sum_i \left[A_i^{(1)} \ln \left(\frac{-t_i}{m_t^2} \right) - \gamma_i^{(1)} \right] \ln \left(\frac{\mu_F^2}{m_t^2} \right) + d_{\alpha_s} \frac{\beta_0}{4} \ln \left(\frac{\mu_R^2}{m_t^2} \right).$$

However T_1 as well as T_1^c can only be found from a complete NLO calculation.

The NNLO soft-gluon corrections from the expansion of the resummed cross section are then

$$\begin{aligned} \hat{\sigma}^{(2)} = & \sigma^B \frac{\alpha_s^2(\mu_R)}{\pi^2} \left\{ \frac{1}{2} c_3^2 \mathcal{D}_3(s_4) + \left[\frac{3}{2} c_3 c_2 - \frac{\beta_0}{4} c_3 + \sum_j \frac{\beta_0}{8} A_j^{(1)} \right] \mathcal{D}_2(s_4) \right. \\ & + \left[c_3 c_1 + c_2^2 - \zeta_2 c_3^2 - \frac{\beta_0}{2} T_2 + \frac{\beta_0}{4} c_3 \ln \left(\frac{\mu_R^2}{m_t^2} \right) + \sum_i 2A_i^{(2)} - \sum_j A_j^{(2)} + \sum_j \frac{\beta_0}{4} B_j^{(1)} \right] \mathcal{D}_1(s_4) \\ & + \left[c_2 c_1 - \zeta_2 c_3 c_2 + \zeta_3 c_3^2 + \frac{\beta_0}{4} c_2 \ln \left(\frac{\mu_R^2}{s} \right) - \sum_i \frac{\beta_0}{2} A_i^{(1)} \ln^2 \left(\frac{-t_i}{m_t^2} \right) \right. \\ & + \sum_i \left[\left(-2A_i^{(2)} + \frac{\beta_0}{2} D_i^{(1)} \right) \ln \left(\frac{-t_i}{m_t^2} \right) + D_i^{(2)} + \frac{\beta_0}{8} A_i^{(1)} \ln^2 \left(\frac{\mu_F^2}{s} \right) - A_i^{(2)} \ln \left(\frac{\mu_F^2}{s} \right) \right] \\ & + \sum_j \left[B_j^{(2)} + D_j^{(2)} - \left(A_j^{(2)} + \frac{\beta_0}{4} (B_j^{(1)} + 2D_j^{(1)}) \right) \ln \left(\frac{m_t^2}{s} \right) \right. \\ & \left. \left. + \frac{3\beta_0}{8} A_j^{(1)} \ln^2 \left(\frac{m_t^2}{s} \right) \right] \mathcal{D}_0(s_4) \right\} \\ & + \frac{\alpha_s^{d_{\alpha_s}+2}(\mu_R)}{\pi^2} \left\{ \frac{3}{2} c_3 A^c \mathcal{D}_2(s_4) + \left[\left(2c_2 - \frac{\beta_0}{2} \right) A^c + c_3 T_1^c + F^c \right] \mathcal{D}_1(s_4) \right. \\ & \left. + \left[\left(c_1 - \zeta_2 c_3 + \frac{\beta_0}{4} \ln \left(\frac{\mu_R^2}{s} \right) \right) A^c + c_2 T_1^c + F^c \ln \left(\frac{m_t^2}{s} \right) + G^c \right] \mathcal{D}_0(s_4) \right\} \end{aligned}$$

where

$$\begin{aligned} F^c = & \text{tr} \left[H^{(0)} \left(\Gamma_S^{(1)\dagger} \right)^2 S^{(0)} + H^{(0)} S^{(0)} \left(\Gamma_S^{(1)} \right)^2 + 2H^{(0)} \Gamma_S^{(1)\dagger} S^{(0)} \Gamma_S^{(1)} \right] \\ G^c = & \text{tr} \left[H^{(1)} \Gamma_S^{(1)\dagger} S^{(0)} + H^{(1)} S^{(0)} \Gamma_S^{(1)} + H^{(0)} \Gamma_S^{(1)\dagger} S^{(1)} + H^{(0)} S^{(1)} \Gamma_S^{(1)} \right. \\ & \left. + H^{(0)} \Gamma_S^{(2)\dagger} S^{(0)} + H^{(0)} S^{(0)} \Gamma_S^{(2)} \right] \end{aligned}$$

and c_3 , c_2 , c_1 , etc are from the NLO expansion. The two-loop universal quantities $A^{(2)}$, $B^{(2)}$, $D^{(2)}$ were given previously. The two-loop process-dependent $\Gamma_S^{(2)}$ have been recently calculated for several processes, including top quark production in various channels.

In addition to the plus distributions, the factorization and renormalization scale dependent terms proportional to $\delta(s_4)$ at NNLO have also been calculated [8].

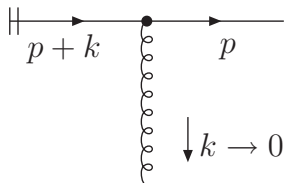


Figure 2: Elementary eikonal diagram for soft-gluon emission from an outgoing quark.

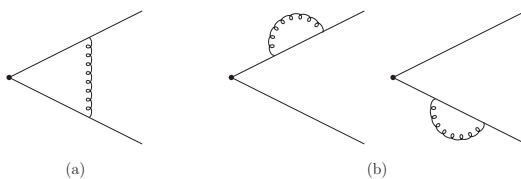


Figure 3: One-loop eikonal diagrams for the cusp anomalous dimension.

3 Two-loop calculations for the massive cusp anomalous dimension

The Feynman rules for diagrams with soft gluon emission, see Fig. 2, simplify as

$$\bar{u}(p) (-ig_s T_F^c) \gamma^\mu \frac{i(\not{p} + \not{k} + m)}{(p+k)^2 - m^2 + i\epsilon} \rightarrow \bar{u}(p) g_s T_F^c \gamma^\mu \frac{\not{p} + m}{2p \cdot k + i\epsilon} = \bar{u}(p) g_s T_F^c \frac{v^\mu}{v \cdot k + i\epsilon}$$

with \bar{u} a Dirac spinor, T_F^c the generators of SU(3), and $p \propto v$, for example we may take $p^\mu = \sqrt{\frac{s}{2}} v^\mu$, though other choices are possible. This is the eikonal approximation.

We perform the calculations here in momentum space and Feynman gauge. The first soft anomalous dimension that we consider is the massive cusp anomalous dimension, which is also the soft anomalous dimension for the process $e^+ e^- \rightarrow t\bar{t}$ [16, 17].

3.1 One-loop cusp anomalous dimension

The one-loop eikonal diagrams for the cusp anomalous dimension are shown in Fig. 3. The eikonal lines represent the top and the antitop quarks. The one-loop vertex correction is graph (a) and the one-loop top and antitop self-energy diagrams are the two graphs (b).

The one-loop soft anomalous dimension, $\Gamma_S^{(1)}$, can be read off the coefficient of the ultraviolet (UV) pole of the one-loop diagrams. The calculation gives [16, 17]

$$\Gamma_S^{(1)} = C_F \left[-\frac{(1+\beta^2)}{2\beta} \ln \left(\frac{1-\beta}{1+\beta} \right) - 1 \right]$$

with $\beta = \sqrt{1 - \frac{4m_t^2}{s}}$.

As an example of the calculation we provide some details for the vertex correction graph, i.e. diagram (a) of Fig. 3. This one-loop vertex correction is shown in more detail, and with momenta assignments, in Fig. 4. The integral corresponding to this diagram is

$$I_{1a} = g_s^2 \int \frac{d^n k}{(2\pi)^n} \frac{(-i)g^{\mu\nu}}{k^2} \frac{v_i^\mu}{v_i \cdot k} \frac{(-v_j^\nu)}{(-v_j \cdot k)}$$

which has three factors. The first factor is the gluon propagator and the last two are the eikonal rules for the two lines. Using Feynman parameterization, this can be rewritten as

$$I_{1a} = -2ig_s^2 \frac{v_i \cdot v_j}{(2\pi)^n} \int_0^1 dx \int_0^{1-x} dy \int \frac{d^n k}{[xk^2 + yv_i \cdot k + (1-x-y)v_j \cdot k]^3}$$

which, after the integration over k , gives

$$I_{1a} = g_s^2 v_i \cdot v_j 2^{6-2n} \pi^{-n/2} \Gamma\left(3 - \frac{n}{2}\right) \int_0^1 dx x^{3-n} \times \int_0^{1-x} dy [-y^2 v_i^2 - (1-x-y)^2 v_j^2 - 2y v_i \cdot v_j (1-x-y)]^{n/2-3}.$$

After several manipulations, and with $n = 4 - \epsilon$, we find

$$I_{1a} = \frac{\alpha_s}{\pi} (-1)^{-1-\epsilon/2} 2^{5\epsilon/2} \pi^{\epsilon/2} \Gamma\left(1 + \frac{\epsilon}{2}\right) (1 + \beta^2) \int_0^1 dx x^{-1+\epsilon} (1-x)^{-1-\epsilon} \times \left\{ \int_0^1 dz [4z\beta^2(1-z) + 1 - \beta^2]^{-1} - \frac{\epsilon}{2} \int_0^1 dz \frac{\ln [4z\beta^2(1-z) + 1 - \beta^2]}{4z\beta^2(1-z) + 1 - \beta^2} + \mathcal{O}(\epsilon^2) \right\}.$$

The integral over x contains both ultraviolet (UV) and infrared (IR) singularities. We isolate the UV singularities via

$$\int_0^1 dx x^{-1+\epsilon} (1-x)^{-1-\epsilon} = \frac{1}{\epsilon} + \text{IR}.$$

Then the UV pole of the integral is

$$I_{1a}^{UV} = \frac{\alpha_s}{\pi} \frac{(1 + \beta^2)}{2\beta} \frac{1}{\epsilon} \ln\left(\frac{1 - \beta}{1 + \beta}\right).$$

Together with the contributions of the top self-energy diagrams, and including color factors, this gives the one-loop result for the cusp anomalous dimension that we presented above.

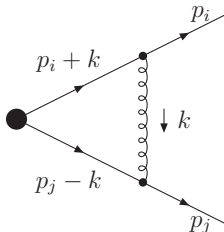


Figure 4: One-loop vertex-correction diagram.

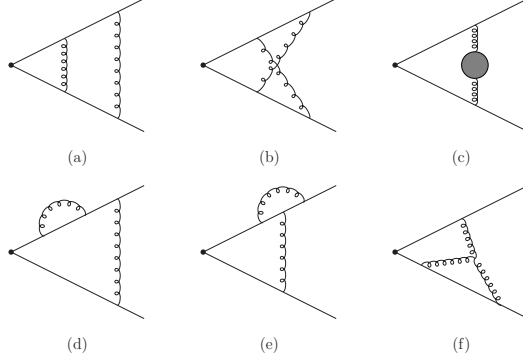


Figure 5: Two-loop vertex-correction diagrams for the cusp anomalous dimension.

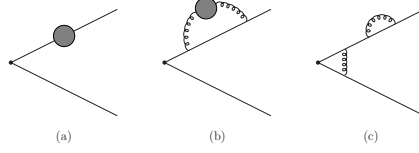


Figure 6: Two-loop top-quark self-energy graphs.

3.2 Two-loop cusp anomalous dimension

The two-loop vertex-correction graphs for the massive cusp anomalous dimension are shown in Fig. 5. Additional two-loop top-quark self-energy graphs that also need to be included are shown in Fig. 6. The grey blobs indicate quark, gluon, and ghost loops.

As an example of the calculation, consider the two-loop crossed diagram in Fig. 5(b) with details of momenta assignments in Fig. 7. The corresponding integral is

$$I_{2b} = g_s^4 \int \frac{d^n k_1}{(2\pi)^n} \frac{d^n k_2}{(2\pi)^n} \frac{(-i)g^{\mu\nu}}{k_1^2} \frac{(-i)g^{\rho\sigma}}{k_2^2} \frac{v_i^\mu}{v_i \cdot k_1} \frac{v_i^\rho}{v_i \cdot (k_1 + k_2)} \frac{(-v_j^\nu)}{(-v_j \cdot (k_1 + k_2))} \frac{(-v_j^\sigma)}{(-v_j \cdot k_2)}.$$

We perform the k_2 integral first, using Feynman parameterization similarly to the one-loop example, and find

$$I_{2b} = -i \frac{\alpha_s^2}{\pi^2} 2^{-4+\epsilon} \pi^{-2+3\epsilon/2} \Gamma\left(1 - \frac{\epsilon}{2}\right) \Gamma(1 + \epsilon) (1 + \beta^2)^2 \int_0^1 dz \times \int_0^1 \frac{dy (1-y)^{-\epsilon}}{\left[2\beta^2(1-y)^2 z^2 - 2\beta^2(1-y)z - \frac{(1-\beta^2)}{2}\right]^{1-\epsilon/2}} \int \frac{d^n k_1}{k_1^2 v_i \cdot k_1 [(v_i - v_j)z + v_j] \cdot k_1]^{1+\epsilon}}.$$

We then proceed with the k_1 integral, and isolate the UV and IR poles. After many steps we

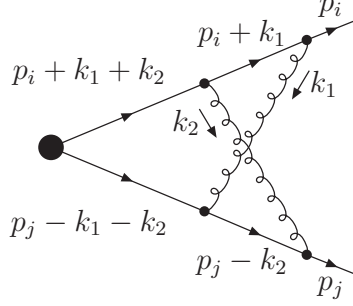


Figure 7: Two-loop crossed diagram.

find

$$I_{2b}^{UV} = \frac{\alpha_s^2 (1 + \beta^2)^2}{\pi^2 8\beta^2} \frac{1}{\epsilon} \left\{ -\frac{1}{3} \ln^3 \left(\frac{1 - \beta}{1 + \beta} \right) - \ln \left(\frac{1 - \beta}{1 + \beta} \right) \left[\text{Li}_2 \left(\frac{(1 - \beta)^2}{(1 + \beta)^2} \right) + \zeta_2 \right] + \text{Li}_3 \left(\frac{(1 - \beta)^2}{(1 + \beta)^2} \right) - \zeta_3 \right\}.$$

We similarly calculate all other two-loop graphs, and we include the counterterms for all graphs and multiply with the corresponding color factors. We determine the two-loop cusp anomalous dimension from the UV poles of the sum of the graphs [16, 17]:

$$\begin{aligned} \Gamma_S^{(2)} &= \frac{K}{2} \Gamma_S^{(1)} + C_F C_A M_\beta \\ &= \frac{K}{2} \Gamma_S^{(1)} + C_F C_A \left\{ \frac{1}{2} + \frac{\zeta_2}{2} + \frac{1}{2} \ln^2 \left(\frac{1 - \beta}{1 + \beta} \right) \right. \\ &\quad - \frac{(1 + \beta^2)^2}{8\beta^2} \left[\zeta_3 + \zeta_2 \ln \left(\frac{1 - \beta}{1 + \beta} \right) + \frac{1}{3} \ln^3 \left(\frac{1 - \beta}{1 + \beta} \right) + \ln \left(\frac{1 - \beta}{1 + \beta} \right) \text{Li}_2 \left(\frac{(1 - \beta)^2}{(1 + \beta)^2} \right) \right. \\ &\quad \left. \left. - \text{Li}_3 \left(\frac{(1 - \beta)^2}{(1 + \beta)^2} \right) \right] \right. \\ &\quad \left. - \frac{(1 + \beta^2)}{4\beta} \left[\zeta_2 - \zeta_2 \ln \left(\frac{1 - \beta}{1 + \beta} \right) + \ln^2 \left(\frac{1 - \beta}{1 + \beta} \right) - \frac{1}{3} \ln^3 \left(\frac{1 - \beta}{1 + \beta} \right) \right. \right. \\ &\quad \left. \left. + 2 \ln \left(\frac{1 - \beta}{1 + \beta} \right) \ln \left(\frac{(1 + \beta)^2}{4\beta} \right) - \text{Li}_2 \left(\frac{(1 - \beta)^2}{(1 + \beta)^2} \right) \right] \right\} \end{aligned}$$

where, as before, $K = C_A(67/18 - \zeta_2) - 5n_f/9$, and where for shorthand notation and for later use we have introduced M_β to denote all the terms in curly brackets in the above equation. As can be seen from the above expression, the color structure of $\Gamma_S^{(2)}$ involves only the factors $C_F C_A$ and $C_F n_f$.

In terms of the cusp angle [18] $\gamma = \cosh^{-1}(v_i \cdot v_j / \sqrt{v_i^2 v_j^2}) = \ln[(1 + \beta)/(1 - \beta)]$ we can rewrite the one-loop expression as

$$\Gamma_S^{(1)} = C_F(\gamma \coth \gamma - 1)$$

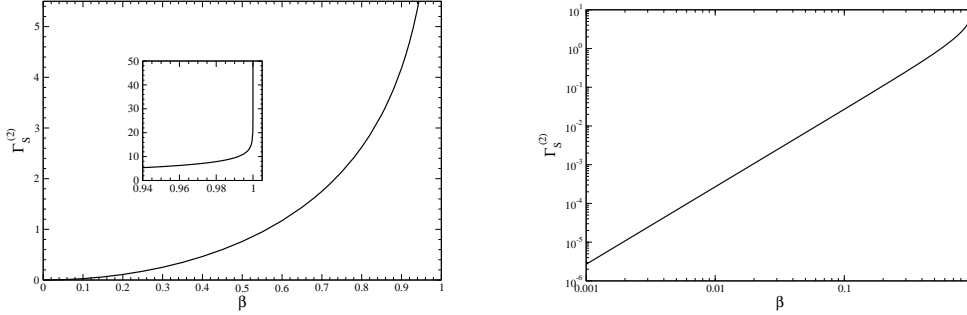


Figure 8: The two-loop cusp anomalous dimension, $\Gamma_S^{(2)}$, as a function of β in a linear (left) and logarithmic (right) plot.

and the two-loop expression [16, 17] as

$$\begin{aligned} \Gamma_S^{(2)} = & \frac{K}{2} \Gamma_S^{(1)} + C_F C_A \left\{ \frac{1}{2} + \frac{\zeta_2}{2} + \frac{\gamma^2}{2} \right. \\ & - \frac{1}{2} \coth^2 \gamma \left[\zeta_3 - \zeta_2 \gamma - \frac{\gamma^3}{3} - \gamma \text{Li}_2(e^{-2\gamma}) - \text{Li}_3(e^{-2\gamma}) \right] \\ & \left. - \frac{1}{2} \coth \gamma \left[\zeta_2 + \zeta_2 \gamma + \gamma^2 + \frac{\gamma^3}{3} + 2\gamma \ln(1 - e^{-2\gamma}) - \text{Li}_2(e^{-2\gamma}) \right] \right\}. \end{aligned}$$

The cusp anomalous dimension is an essential component of other calculations for QCD processes, where the color structure gets more complicated with more than two colored partons in the process.

Linear and logarithmic plots of $\Gamma_S^{(2)}$ are shown in Fig. 8. $\Gamma_S^{(2)}$ vanishes at $\beta = 0$, the threshold limit, and diverges at $\beta = 1$, the massless limit.

We next determine analytically the small and large β behavior of $\Gamma_S^{(2)}$. For the small β behavior we expand around $\beta = 0$ and find

$$\Gamma_{S_{\text{exp}}}^{(2)} = -\frac{2}{27} \beta^2 [C_F C_A (18\zeta_2 - 47) + 5C_F n_f] + \mathcal{O}(\beta^4).$$

We note that $\Gamma_S^{(2)}$ is an even function of β . For the large β behavior, as $\beta \rightarrow 1$, we find $\Gamma_S^{(2)} \rightarrow \frac{K}{2} \Gamma_S^{(1)}$.

We next construct an approximation valid for all β [16]:

$$\begin{aligned} \Gamma_{S_{\text{approx}}}^{(2)} &= \Gamma_{S_{\text{exp}}}^{(2)} + \frac{K}{2} \Gamma_S^{(1)} - \frac{K}{2} \Gamma_{S_{\text{exp}}}^{(1)} \\ &= \frac{K}{2} \Gamma_S^{(1)} + C_F C_A \left(1 - \frac{2}{3} \zeta_2 \right) \beta^2 + \mathcal{O}(\beta^4). \end{aligned}$$

The expansions and approximations to $\Gamma_S^{(2)}$ are shown in Fig. 9. $\Gamma_{S_{\text{approx}}}^{(2)}$ is a remarkably good approximation to the complete $\Gamma_S^{(2)}$.

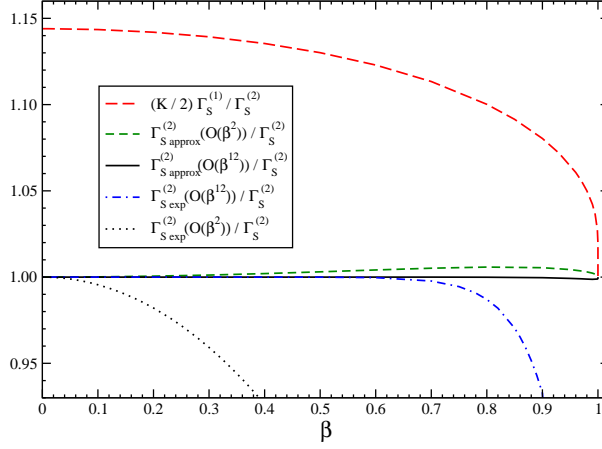


Figure 9: Expansions and approximations for $\Gamma_S^{(2)}$.

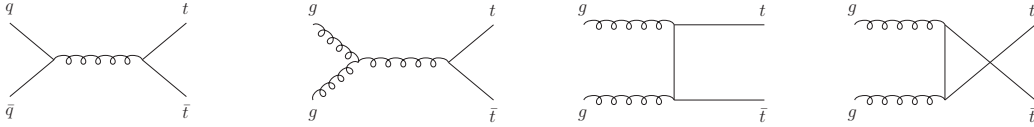


Figure 10: Lowest-order diagrams for the $q\bar{q} \rightarrow t\bar{t}$ channel (left diagram) and the $gg \rightarrow t\bar{t}$ channel (right three diagrams).

4 Soft anomalous dimension matrices for $t\bar{t}$ production

The top-antitop pair production partonic processes at LO are

$$q(p_1) + \bar{q}(p_2) \rightarrow t(p_3) + \bar{t}(p_4)$$

and

$$g(p_1) + g(p_2) \rightarrow t(p_3) + \bar{t}(p_4)$$

The LO diagrams for these processes are shown in Fig. 10. We define $s = (p_1 + p_2)^2$, $t_1 = (p_1 - p_3)^2 - m_t^2$, $u_1 = (p_2 - p_3)^2 - m_t^2$, and $\beta = \sqrt{1 - 4m_t^2/s}$. Note that β is the top-quark speed in the LO kinematics. At the Tevatron and the LHC the $t\bar{t}$ cross section receives most contributions in the region around $0.3 < \beta < 0.8$ which peak roughly around $\beta \sim 0.6$.

We next present the results at one and two loops for the soft anomalous matrices for these partonic processes. The soft anomalous dimension matrix for $q(p_1) + \bar{q}(p_2) \rightarrow t(p_3) + \bar{t}(p_4)$ in a color tensor basis consisting of singlet and octet exchange in the s channel,

$$c_1 = \delta_{12}\delta_{34}, \quad c_2 = T_{F\ 21}^c T_{F\ 34}^c,$$

has elements

$$\Gamma_S^{q\bar{q} \rightarrow t\bar{t}} = \begin{bmatrix} \Gamma_{q\bar{q}\ 11} & \Gamma_{q\bar{q}\ 12} \\ \Gamma_{q\bar{q}\ 21} & \Gamma_{q\bar{q}\ 22} \end{bmatrix}.$$

At one loop we find [6, 19]

$$\begin{aligned}
\Gamma_{q\bar{q}11}^{(1)} &= -C_F [L_\beta + 1] \\
\Gamma_{q\bar{q}12}^{(1)} &= \frac{C_F}{C_A} \ln\left(\frac{t_1}{u_1}\right) \\
\Gamma_{q\bar{q}21}^{(1)} &= 2 \ln\left(\frac{t_1}{u_1}\right) \\
\Gamma_{q\bar{q}22}^{(1)} &= C_F \left[4 \ln\left(\frac{t_1}{u_1}\right) - L_\beta - 1 \right] + \frac{C_A}{2} \left[-3 \ln\left(\frac{t_1}{u_1}\right) + \ln\left(\frac{t_1 u_1}{s m_t^2}\right) + L_\beta \right]
\end{aligned}$$

where $L_\beta = \frac{1+\beta^2}{2\beta} \ln\left(\frac{1-\beta}{1+\beta}\right)$. We note that the first element of this matrix is identical to the one-loop massive cusp anomalous dimension.

Then the elements of the soft anomalous dimension matrix for the process $q\bar{q} \rightarrow t\bar{t}$ at two loops are [19]

$$\begin{aligned}
\Gamma_{q\bar{q}11}^{(2)} &= \frac{K}{2} \Gamma_{q\bar{q}11}^{(1)} + C_F C_A M_\beta \\
\Gamma_{q\bar{q}12}^{(2)} &= \frac{K}{2} \Gamma_{q\bar{q}12}^{(1)} - \frac{C_F}{2} N_\beta \ln\left(\frac{t_1}{u_1}\right) \\
\Gamma_{q\bar{q}21}^{(2)} &= \frac{K}{2} \Gamma_{q\bar{q}21}^{(1)} + C_A N_\beta \ln\left(\frac{t_1}{u_1}\right) \\
\Gamma_{q\bar{q}22}^{(2)} &= \frac{K}{2} \Gamma_{q\bar{q}22}^{(1)} + C_A \left(C_F - \frac{C_A}{2} \right) M_\beta
\end{aligned}$$

We note that the first element of this matrix is identical to the two-loop massive cusp anomalous dimension, and M_β was defined in the previous section. Here N_β is a subset of the terms of M_β ,

$$\begin{aligned}
N_\beta &= -\frac{(1+\beta^2)}{4\beta} \left[\ln^2\left(\frac{1-\beta}{1+\beta}\right) + 2 \ln\left(\frac{1-\beta}{1+\beta}\right) \ln\left(\frac{(1+\beta)^2}{4\beta}\right) - \text{Li}_2\left(\frac{(1-\beta)^2}{(1+\beta)^2}\right) \right] \\
&\quad + \frac{1}{2} \ln^2\left(\frac{1-\beta}{1+\beta}\right).
\end{aligned}$$

The soft anomalous dimension matrix for $g(p_1) + g(p_2) \rightarrow t(p_3) + \bar{t}(p_4)$ in a color tensor basis

$$c_1 = \delta^{12} \delta_{34}, \quad c_2 = d^{12c} T_{34}^c, \quad c_3 = i f^{12c} T_{34}^c$$

where d and f are the totally symmetric and antisymmetric $SU(3)$ invariant tensors, is

$$\Gamma_S^{gg \rightarrow t\bar{t}} = \begin{bmatrix} \Gamma_{gg11} & 0 & \Gamma_{gg13} \\ 0 & \Gamma_{gg22} & \Gamma_{gg23} \\ \Gamma_{gg31} & \Gamma_{gg32} & \Gamma_{gg22} \end{bmatrix}.$$

At one loop we have [6, 19]

$$\begin{aligned}
\Gamma_{gg\ 11}^{(1)} &= -C_F[L_\beta + 1] \\
\Gamma_{gg\ 13}^{(1)} &= \ln\left(\frac{t_1}{u_1}\right) \\
\Gamma_{gg\ 31}^{(1)} &= 2\ln\left(\frac{t_1}{u_1}\right) \\
\Gamma_{gg\ 22}^{(1)} &= -C_F[L_\beta + 1] + \frac{C_A}{2}\left[\ln\left(\frac{t_1 u_1}{m^2 s}\right) + L_\beta\right] \\
\Gamma_{gg\ 23}^{(1)} &= \frac{C_A}{2}\ln\left(\frac{t_1}{u_1}\right) \\
\Gamma_{gg\ 32}^{(1)} &= \frac{N_c^2 - 4}{2N_c}\ln\left(\frac{t_1}{u_1}\right)
\end{aligned}$$

At two loops we find [19]

$$\begin{aligned}
\Gamma_{gg\ 11}^{(2)} &= \frac{K}{2}\Gamma_{gg\ 11}^{(1)} + C_F C_A M_\beta \\
\Gamma_{gg\ 13}^{(2)} &= \frac{K}{2}\Gamma_{gg\ 13}^{(1)} - \frac{C_A}{2}N_\beta \ln\left(\frac{t_1}{u_1}\right) \\
\Gamma_{gg\ 31}^{(2)} &= \frac{K}{2}\Gamma_{gg\ 31}^{(1)} + C_A N_\beta \ln\left(\frac{t_1}{u_1}\right) \\
\Gamma_{gg\ 22}^{(2)} &= \frac{K}{2}\Gamma_{gg\ 22}^{(1)} + C_A\left(C_F - \frac{C_A}{2}\right)M_\beta \\
\Gamma_{gg\ 23}^{(2)} &= \frac{K}{2}\Gamma_{gg\ 23}^{(1)} \\
\Gamma_{gg\ 32}^{(2)} &= \frac{K}{2}\Gamma_{gg\ 32}^{(1)}
\end{aligned}$$

5 Double-differential kinematics

We consider a generic hadronic process with momenta $p_{h_1} + p_{h_2} \rightarrow p_3 + p_4$ with underlying partonic process $p_1 + p_2 \rightarrow p_3 + p_4$. We write general kinematics formulas that can be used for both top-antitop pair and single-top production.

5.1 Kinematics with S, T, U

The hadronic variables are $S = (p_{h_1} + p_{h_2})^2$, $T = (p_{h_1} - p_3)^2$, $U = (p_{h_2} - p_3)^2$. The partonic variables are $s = (p_1 + p_2)^2$, $t = (p_1 - p_3)^2$, $u = (p_2 - p_3)^2$; we also define $s_4 = s + t + u - m_3^2 - m_4^2$ which describes the excess energy for additional radiation in the process, and thus measures kinematical distance from partonic threshold. Note that $p_1 = x_1 p_{h_1}$, $p_2 = x_2 p_{h_2}$, $s = x_1 x_2 S$, $t - m_3^2 = x_1(T - m_3^2)$, $u - m_3^2 = x_2(U - m_3^2)$, with x_1 and x_2 the momentum fractions of the colliding partons in the corresponding hadrons. The total hadronic cross section is found by integrating over the double-differential partonic cross section convoluted with the parton

distribution functions ϕ :

$$\begin{aligned} \sigma_{p_{h1}p_{h2} \rightarrow p_3p_4}(S) &= \int_{T_{min}}^{T_{max}} dT \int_{U_{min}}^{U_{max}} dU \int_{x_{2min}}^1 dx_2 \int_0^{s_{4max}} ds_4 \\ &\times \frac{x_1 x_2}{x_2 S + T - m_3^2} \phi(x_1) \phi(x_2) \frac{d^2 \hat{\sigma}_{p_1 p_2 \rightarrow p_3 p_4}}{dt du} \end{aligned}$$

where

$$x_1 = \frac{s_4 - m_3^2 + m_4^2 - x_2(U - m_3^2)}{x_2 S + T - m_3^2}$$

$$T_{min}^{max} = -\frac{1}{2}(S - m_3^2 - m_4^2) \pm \frac{1}{2}\sqrt{(S - m_3^2 - m_4^2)^2 - 4m_3^2 m_4^2}$$

$$U_{max} = m_3^2 + \frac{S m_3^2}{T - m_3^2}$$

$$U_{min} = -S - T + m_3^2 + m_4^2, \quad x_{2min} = (m_4^2 - T)/(S + U - m_3^2) \text{ and } s_{4max} = x_2(S + U - m_3^2) + T - m_4^2.$$

5.2 Kinematics with p_T and rapidity

We next provide an alternative cross-section calculation in terms of the transverse momentum, p_T , and the rapidity, Y , of the outgoing particle with momentum p_3 . We further define $T_1 = T - m_3^2$, $U_1 = U - m_3^2$, $t_1 = t - m_3^2$, and $u_1 = u - m_3^2$. Also, $U_1 = -\sqrt{S} m_T e^Y$ and $T_1 = -\sqrt{S} m_T e^{-Y}$ with $m_T = \sqrt{m_3^2 + p_T^2}$. We then calculate the total hadronic cross section via

$$\begin{aligned} \sigma_{p_{h1}p_{h2} \rightarrow p_3p_4}(S) &= \int_0^{p_T^2 max} dp_T^2 \int_{Y^-}^{Y^+} dY \int_{x_1^-}^1 dx_1 \int_0^{s_{4max}} ds_4 \\ &\times \frac{x_1 x_2 S}{x_1 S + U_1} \phi(x_1) \phi(x_2) \frac{d^2 \hat{\sigma}_{p_1 p_2 \rightarrow p_3 p_4}}{dt_1 du_1} \end{aligned}$$

where

$$x_2 = \frac{s_4 - m_3^2 + m_4^2 - x_1 T_1}{x_1 S + U_1},$$

$$p_{Tmax}^2 = \frac{(S - m_3^2 - m_4^2)^2 - 4m_3^2 m_4^2}{4S}$$

$$Y^\pm = \pm \frac{1}{2} \ln \frac{1 + \sqrt{1 - \frac{4m_T^2}{S[1+(m_3^2 - m_4^2)/S]^2}}}{1 - \sqrt{1 - \frac{4m_T^2}{S[1+(m_3^2 - m_4^2)/S]^2}}}$$

$$x_1^- = \frac{-(U_1 + m_3^2 - m_4^2)}{S + T_1}$$

$$s_{4max} = x_1(S + T_1) + U_1 + m_3^2 - m_4^2.$$

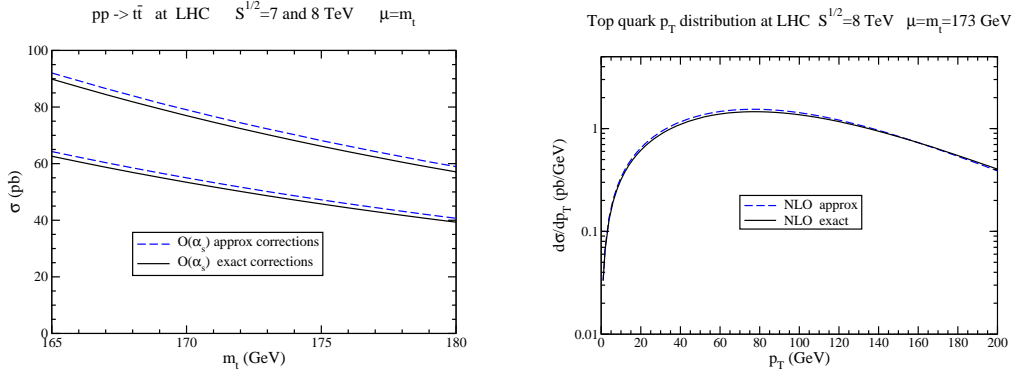


Figure 11: (Left) NLO exact and approximate corrections to the top-pair cross section at 7 TeV (lower lines) and 8 TeV (upper lines) LHC energy; (Right) NLO exact and approximate top-quark transverse momentum distributions at 8 TeV.

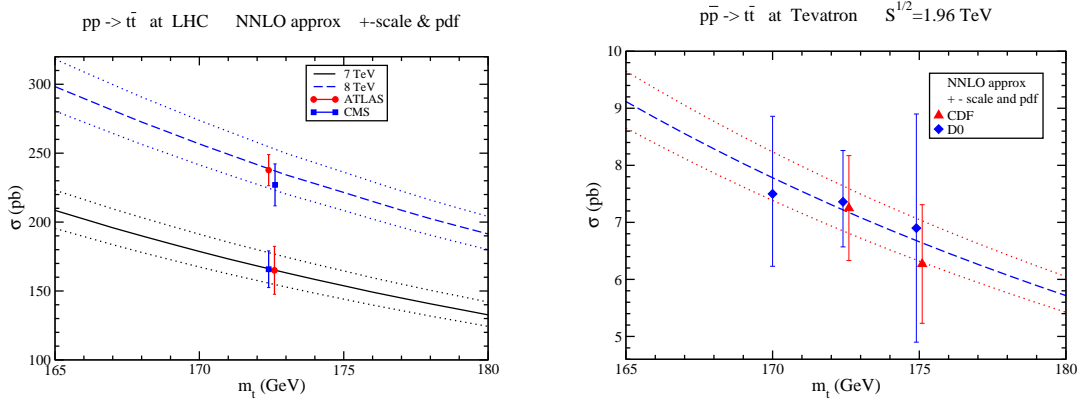


Figure 12: The top-pair total cross section at LHC (left) and Tevatron (right) energies.

6 Total cross section for $t\bar{t}$ production

We begin our presentation of numerical results with the total cross section for top-antitop pair production. We use the MSTW2008 NNLO [20] parton distribution functions (pdf) for all the numerical results. We first show that the threshold approximation works very well both for total cross sections and differential distributions.

We denote the NLO soft-gluon corrections from the expansion of the NNLL resummed cross section as NLO approximate corrections. Similarly the NNLO soft-gluon corrections are denoted as NNLO approximate corrections. Furthermore, the sum of the exact NLO cross section and the NNLO approximate corrections is denoted as the NNLO approximate cross section (and this applies to both total and differential cross sections).

Figure 11 shows that the NLO exact and approximate corrections to the total cross section as well as the top-quark p_T distribution are nearly identical. We have an excellent approximation: there is less than 1% difference between NLO approximate and exact cross sections. For the

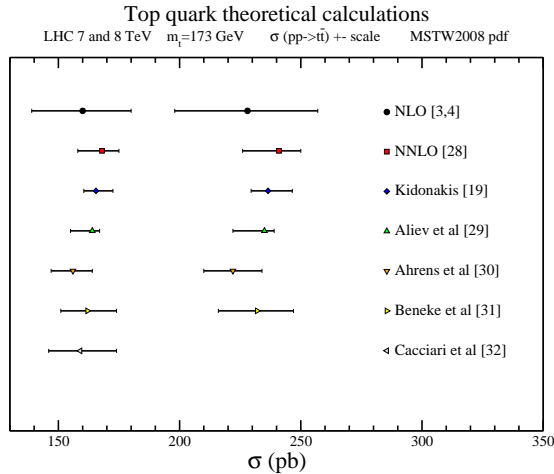


Figure 13: Theoretical results for the $t\bar{t}$ cross section at 7 and 8 TeV LHC energies.

best prediction we add the NNLO approximate corrections to the exact NLO cross section. We find that that the scale dependence is greatly reduced when the NNLO approximate corrections are included.

In Fig. 12 we display theoretical predictions at approximate NNLO for the total cross section as a function of top-quark mass at the LHC (left plot) and the Tevatron (right plot) and compare them with data from the LHC at 7 TeV [21, 22] and 8 TeV [23, 24] and from the Tevatron at 1.96 TeV [25, 26]. We find very good agreement between the theoretical predictions and the data. The approximate NNLO prediction [19] for $m_t = 173$ GeV is $7.08^{+0.20+0.36}_{-0.24-0.27}$ pb at the Tevatron at 1.96 TeV; $163^{+7}_{-5} \pm 9$ pb at the LHC at 7 TeV; $234^{+10}_{-7} \pm 12$ pb at 8 TeV LHC; and 920^{+50+33}_{-39-35} pb at 14 TeV LHC. The central result is with $\mu_F = \mu_R = m_t$, the first uncertainty is from independent variation of μ_F and μ_R over the range $m_t/2$ to $2m_t$, and the second uncertainty is from the MSTW2008 NNLO pdf at 90% CL. Of course the numerical results depend on the choice of pdf, α_s , and choices of top quark mass and scales.

There are many differences between various resummation/NNLO approximate approaches in the literature and these have been detailed previously in [7, 27]. The differences include whether the resummation is for the total-only cross section versus for the double-differential cross section, whether it uses moment-space perturbative QCD (pQCD) versus Soft-Collinear Effective Theory (SCET), etc.

Resummations that only use the total cross section refer to production (or absolute) threshold and resum logarithms of $\beta = \sqrt{1 - 4m_t^2/s}$. The soft limit here is the production threshold limit $\beta \rightarrow 0$ (where the top quark velocities are zero), which is a special case of the more general partonic threshold. The partonic threshold is where there is just enough energy to produce the top quarks but they can have arbitrary p_T and are not restrained to be at rest. This more general double-differential approach to resummation can be expressed in single-particle-inclusive kinematics for the differential cross section $d\sigma/dp_T dy$ where the logarithms involve $s_4 = s + t_1 + u_1$ and the soft limit is $s_4 \rightarrow 0$.

The double-differential approach, in addition to using a more general definition of threshold, also allows the calculation of transverse momentum and rapidity distributions. For differential

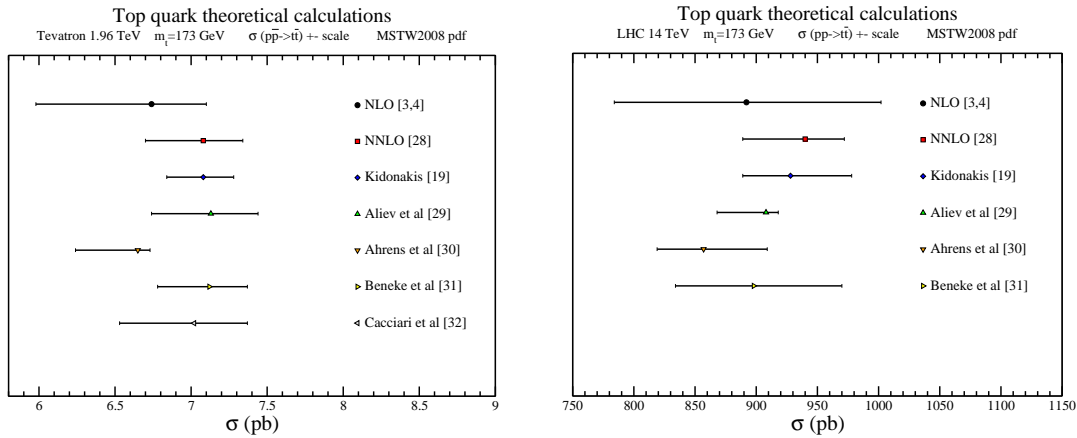


Figure 14: Theoretical results for the $t\bar{t}$ cross section at the Tevatron (left) and at 14 TeV LHC energy (right).

calculations, further differences between approaches arise from how the relation $s + t_1 + u_1 = 0$ is used in the plus-distribution coefficients, how subleading terms are treated, if/how damping factors are implemented to reduce the influence of contributions far from threshold, etc.

A comparison of various NNLO approximate approaches is shown in Fig. 13, all with the same choice of parameters, at 7 and 8 TeV LHC energies. In addition, exact NLO [3, 4] and NNLO [28] results for the total cross sections are also shown on the plot.

Ref. [19] uses our pQCD resummation formalism for the double-differential cross section. Ref. [29] uses pQCD resummation for the total-only cross section. Ref. [30] uses the SCET resummation formalism for the double-differential cross section. Ref. [31] uses the SCET resummation formalism for the total-only cross section. Lastly, Ref. [32] uses pQCD resummation for the total-only cross section.

Figure 14 shows the corresponding comparison for the Tevatron (left) and for 14 TeV LHC energy (right). One notes the varying degree of success of the various approaches in approximating the exact NNLO result.

The result in Ref. [19] from our formalism is very close to the exact NNLO [28] result: both the central values and the scale uncertainty are nearly the same and this holds true for all collider energies and top quark masses. This was expected from the comparison of exact and approximate corrections at NLO for both total and differential cross sections, and also from the comparison of approximate NNLO results in different kinematics in 2003 [33] (see also the discussions in [19] and [27]). There is less than 1% difference between approximate and exact cross sections at both NLO and NNLO.

The stability of the theoretical prediction over the past decade and the reliability of the NNLO approximate result and near-identical value to exact NNLO is very important for several reasons:

- it provides confidence for applications to other processes (notably single-top production, W production, and other processes);
- it has been used extensively as a background for many analyses (Higgs searches, etc);
- it means that we have reliable and near-exact NNLO p_T and rapidity distributions, which

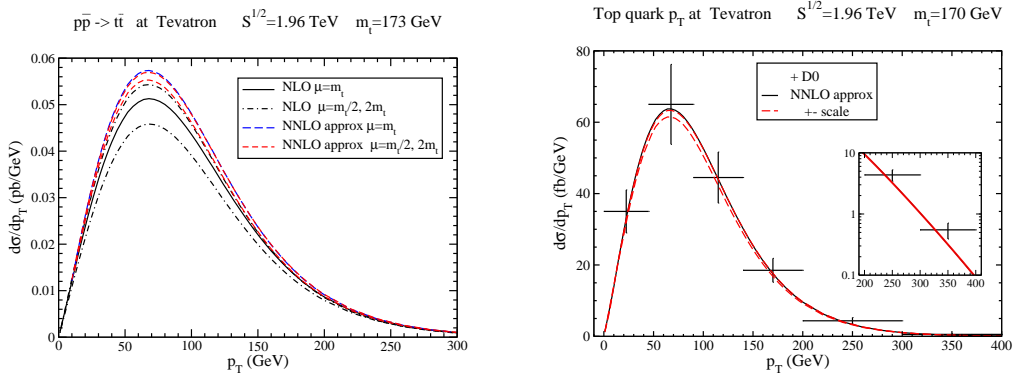


Figure 15: The top quark p_T distribution at the Tevatron.

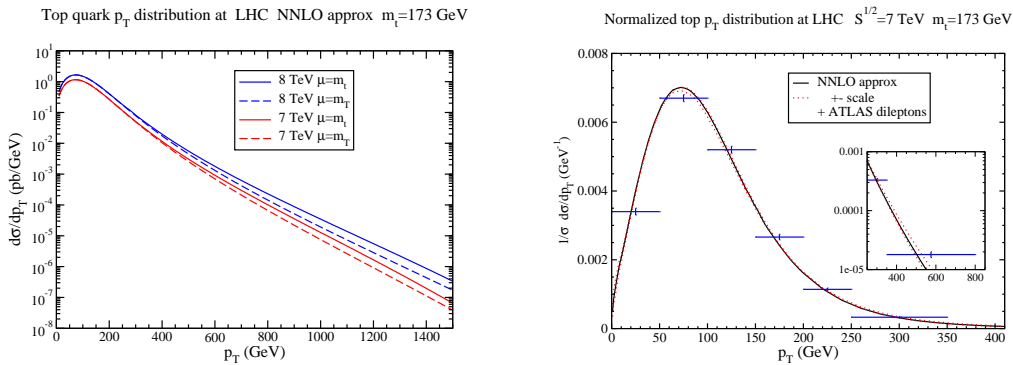


Figure 16: (Left) The top quark p_T distribution at the LHC at 7 and 8 TeV energies. (Right) The normalized top quark p_T distribution at 7 TeV LHC energy compared with ATLAS data in the dileptons channel.

is important since at present there do not exist any exact NNLO results for differential distributions;

- it suggests that NNNLO soft-gluon corrections may be good approximations to exact results at that order if/when they ever become available.

7 Top-quark p_T and rapidity distributions in $t\bar{t}$ production

We continue with top quark differential distributions in $t\bar{t}$ production. We present theoretical results for the top-quark transverse momentum and rapidity distributions at Tevatron and LHC energies.

7.1 Top-quark p_T distribution

Figure 15 displays the theoretical top quark p_T distribution at the Tevatron. A reduction in scale dependence relative to NLO is observed when the NNLO soft-gluon corrections are

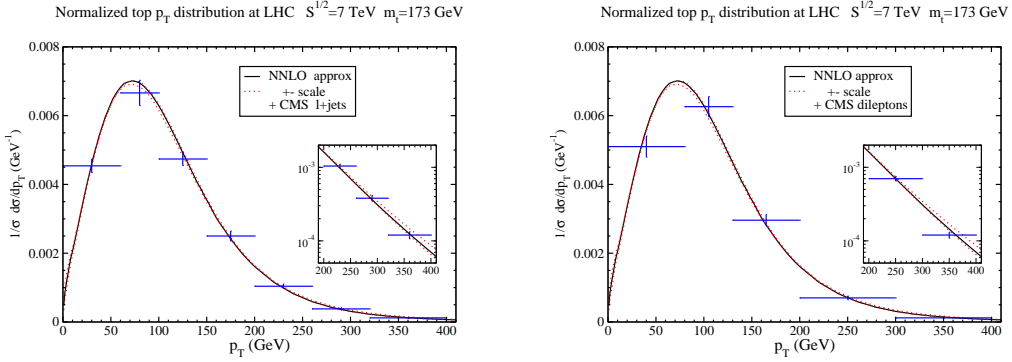


Figure 17: The normalized top quark p_T distribution at 7 TeV LHC energy compared with CMS data in the ℓ +jets channel (left) and the dileptons channel (right).

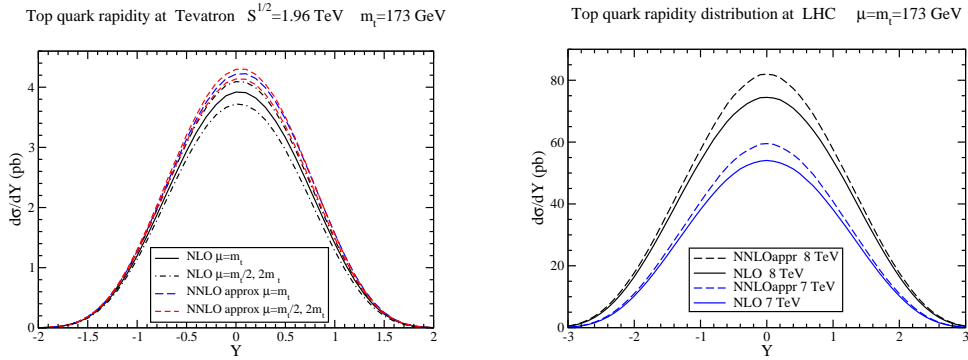


Figure 18: The top quark rapidity distribution at the Tevatron (left) and the LHC (right).

included. Excellent agreement of the NNLO approximate results with D0 data [34] can be seen over all the p_T range from the plot on the right. The theoretical results are also in good agreement with newer D0 data [35].

The top quark p_T distribution at LHC energies is shown on the left plot of Fig. 16 with two different choices of scale: m_t and $m_T = \sqrt{p_T^2 + m_t^2}$. The right plot shows a comparison of the theoretical approximate NNLO normalized p_T distribution, $(1/\sigma)d\sigma/dp_T$, to recent ATLAS data [36] at 7 TeV energy up to p_T of 800 GeV.

Figure 17 shows the same theoretical normalized top quark p_T distribution at the LHC compared to CMS data [37] at 7 TeV energy in the ℓ +jets channel (left plot) and the dileptons channel (right plot). There is excellent agreement with CMS data, and the NNLO approximate result describes the data better than event generators (see the discussion in [37]); a similar conclusion is drawn in the comparison with CMS data at 8 TeV energy [38].

7.2 Top-quark rapidity distribution

The top-quark rapidity distribution has been calculated [39] for Tevatron energy (left plot in Fig. 18) and is in good agreement with recent data from D0 [35].

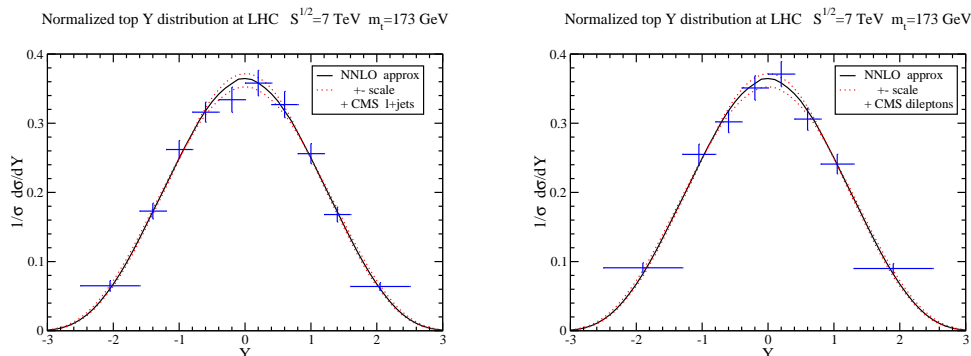


Figure 19: The normalized top quark rapidity distribution at 7 TeV LHC energy compared with CMS data in the ℓ +jets channel (left) and the dileptons channel (right).

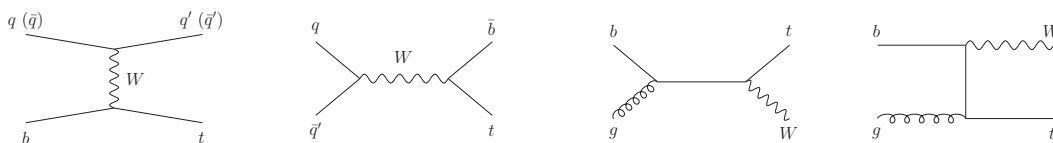


Figure 20: LO diagrams for single-top production in the t -channel (left diagram), s -channel (second from left), and in tW production (right two diagrams).

The top-quark forward-backward asymmetry is defined by

$$A_{\text{FB}} = \frac{\sigma(Y > 0) - \sigma(Y < 0)}{\sigma(Y > 0) + \sigma(Y < 0)}.$$

The asymmetry is significant at the Tevatron. The theoretical result [39] for Tevatron energy is $A_{\text{FB}} = 0.052^{+0.000}_{-0.006}$ which is significantly smaller than observed values.

The theoretical top quark rapidity distribution at LHC energies [39] is shown in the right plot of Fig. 18 at NLO and approximate NNLO.

The normalized top quark rapidity distribution at the LHC at 7 TeV energy is shown in Fig. 19. Excellent agreement is found with CMS data at 7 TeV [37] and also at 8 TeV [38].

8 Single-top production

Single-top-quark production was first observed at the Tevatron in 2009 [40, 41]. The single-top partonic processes at LO are shown in Fig. 20.

The t -channel processes are of the form $qb \rightarrow q't$ and $\bar{q}b \rightarrow \bar{q}'t$ and are numerically dominant at Tevatron and LHC energies. The s -channel processes are of the form $q\bar{q}' \rightarrow \bar{b}t$ and are small at both the Tevatron and the LHC. The associated tW production proceeds via $bg \rightarrow tW^-$ and is negligible at the Tevatron but significant (second largest) at the LHC. A related process to tW production is the associated production of a charged Higgs boson with a top quark, $bg \rightarrow tH^-$.

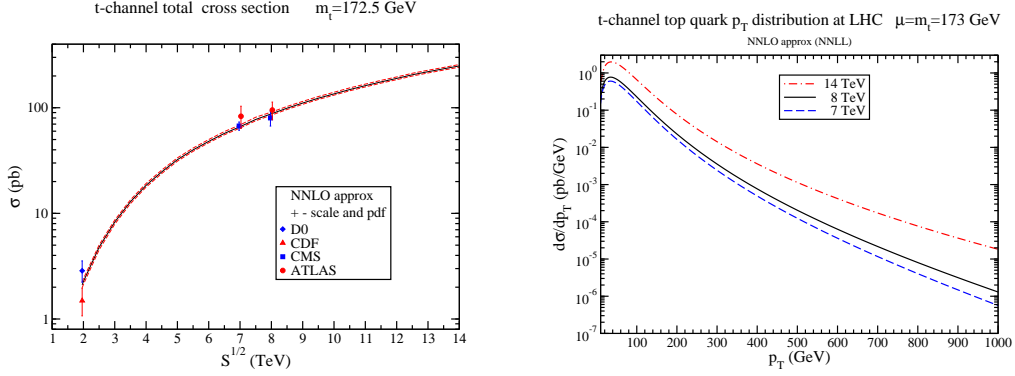


Figure 21: The t -channel total cross section (left); the top-quark p_T distribution in t -channel production (right).

LHC	t	\bar{t}	Total (pb)
7 TeV	$43.0^{+1.6}_{-0.2} \pm 0.8$	$22.9 \pm 0.5^{+0.7}_{-0.9}$	$65.9^{+2.1+1.5}_{-0.7-1.7}$
8 TeV	$56.4^{+2.1}_{-0.3} \pm 1.1$	$30.7 \pm 0.7^{+0.9}_{-1.1}$	$87.2^{+2.8+2.0}_{-1.0-2.2}$
14 TeV	$154^{+4}_{-1} \pm 3$	94^{+2+2}_{-1-3}	248^{+6+5}_{-2-6}

Table 1: NNLO approximate t -channel single-top and single-antitop cross sections with $m_t = 173$ GeV. The first uncertainty is from scale variation between $m_t/2$ and $2m_t$ and the second uncertainty is from the MSTW2008 NNLO pdf [20] at 90% CL.

8.1 t -channel production

We begin with single top quark production in the t -channel. This is the dominant single-top production channel at both Tevatron and LHC energies. The complete NLO corrections were calculated in [5].

The soft anomalous dimension matrix for t -channel single top production at one and two loops has been calculated [42, 43]. The first element of this 2×2 matrix is given at one-loop by [42, 43]

$$\Gamma_{St-11}^{(1)} = C_F \left[\ln \left(\frac{-t}{s} \right) + \ln \left(\frac{m_t^2 - t}{m_t \sqrt{s}} \right) - \frac{1}{2} \right]$$

and at two loops by [43]

$$\Gamma_{St-11}^{(2)} = \frac{K}{2} \Gamma_{St-11}^{(1)} + C_F C_A \frac{(1 - \zeta_3)}{4}.$$

The left plot of Fig. 21 shows the total t -channel cross section as a function of collider energy. Excellent agreement is found with D0 [44], CDF [45], CMS [46, 47], and ATLAS [48, 49] results.

Table 1 lists the t -channel single-top and single-antitop cross sections, and their sum, at 7, 8, and 14 TeV LHC energies, for a top quark mass $m_t = 173$ GeV. The central results are with $\mu_F = \mu_R = m_t$ and the first uncertainty is due to scale variation over the interval $m_t/2$ to $2m_t$, while the second uncertainty denotes the pdf errors using MSTW2008 NNLO pdf at 90% CL.

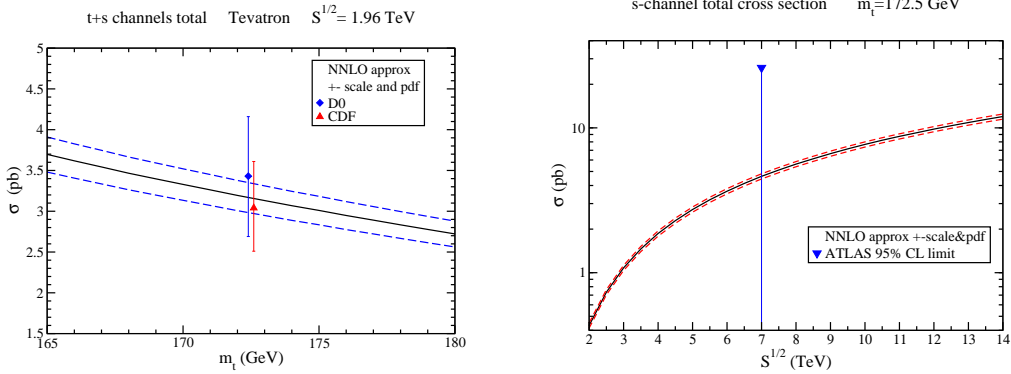


Figure 22: (Left) t and s channel combined cross sections compared with Tevatron data. (Right) s -channel cross section at LHC energies.

LHC	t	\bar{t}	Total (pb)
7 TeV	$3.14 \pm 0.06^{+0.12}_{-0.10}$	$1.42 \pm 0.01^{+0.06}_{-0.07}$	$4.56 \pm 0.07^{+0.18}_{-0.17}$
8 TeV	$3.79 \pm 0.07 \pm 0.13$	$1.76 \pm 0.01 \pm 0.08$	$5.55 \pm 0.08 \pm 0.21$
14 TeV	$7.87 \pm 0.14^{+0.31}_{-0.28}$	$3.99 \pm 0.05^{+0.14}_{-0.21}$	$11.86 \pm 0.19^{+0.45}_{-0.49}$

Table 2: NNLO approximate s -channel single-top and single-antitop cross sections with $m_t = 173$ GeV. The first uncertainty is from scale variation between $m_t/2$ and $2m_t$ and the second uncertainty is from the MSTW2008 NNLO pdf [20] at 90% CL.

The theoretical ratio $\sigma(t)/\sigma(\bar{t}) = 1.88^{+0.11}_{-0.09}$ at 7 TeV compares well with the ATLAS result of $1.81^{+0.23}_{-0.22}$ [50].

In addition to the total cross section, the top-quark p_T distribution in t -channel production is of interest and has been calculated at NLO in [5, 51, 52, 53, 54]. More recently, approximate NNLO results based on NNLL resummation appeared in [55] (for another approach based on SCET, see [56]). The right plot of Fig. 21 shows the theoretical results for t -channel top-quark p_T distributions at LHC energies [55].

8.2 s -channel production

We continue with single top quark production in the s -channel. The NLO corrections were calculated in [5].

The soft anomalous dimension matrix for this process has been calculated at one and two loops [42, 57]. The first element of this 2×2 matrix for s -channel single top production at one loop is [42, 57]

$$\Gamma_{S s-11}^{(1)} = C_F \left[\ln \left(\frac{s - m_t^2}{m_t \sqrt{s}} \right) - \frac{1}{2} \right]$$

and at two loops it is [57]

$$\Gamma_{S s-11}^{(2)} = \frac{K}{2} \Gamma_{S s-11}^{(1)} + C_F C_A \frac{(1 - \zeta_3)}{4}.$$

Tevatron	Total (pb) at 1.96 TeV
t -channel	$2.08^{+0.00}_{-0.04} \pm 0.12$
s -channel	$1.05^{+0.00}_{-0.01} \pm 0.06$
$t + s$ sum	$3.13^{+0.00}_{-0.05} \pm 0.18$

Table 3: NNLO approximate t and s channel total cross sections at the Tevatron with $m_t = 173$ GeV.

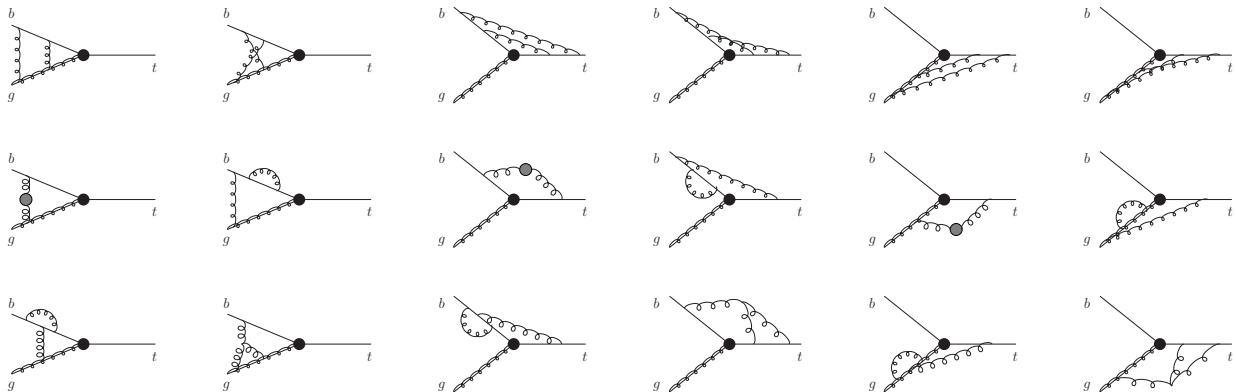


Figure 23: Two-loop eikonal diagrams for tW production.

Table 2 shows the single top and antitop s -channel cross sections at the LHC for $m_t = 173$ GeV. The NNLO approximate corrections provide an enhancement over NLO (with the same pdf) of $\sim 10\%$.

In the left plot of Fig. 22 the sum of the t and s -channel cross sections at the Tevatron are displayed and compared with D0 [44] and CDF [45] data; the agreement is very good. The right plot of Fig. 22 shows the s -channel cross section as a function of LHC energy together with the current limit from ATLAS [58].

Table 3 shows the single top and antitop t -channel and s -channel NNLO approximate cross sections at the Tevatron for $m_t = 173$ GeV.

8.3 tW^- production

We continue with the associated production of a top quark with a W^- . The NLO corrections for this process were calculated in [59]. The two-loop eikonal diagrams that contribute to the soft anomalous dimension are shown in Fig. 23 (additional top-quark self-energy graphs also contribute).

The soft anomalous dimension for $bg \rightarrow tW^-$ is given at one loop by [42, 60]

$$\Gamma_{StW^-}^{(1)} = C_F \left[\ln \left(\frac{m_t^2 - t}{m_t \sqrt{s}} \right) - \frac{1}{2} \right] + \frac{C_A}{2} \ln \left(\frac{m_t^2 - u}{m_t^2 - t} \right)$$

and at two loops by [60]

$$\Gamma_{StW^-}^{(2)} = \frac{K}{2} \Gamma_{StW^-}^{(1)} + C_F C_A \frac{(1 - \zeta_3)}{4}.$$

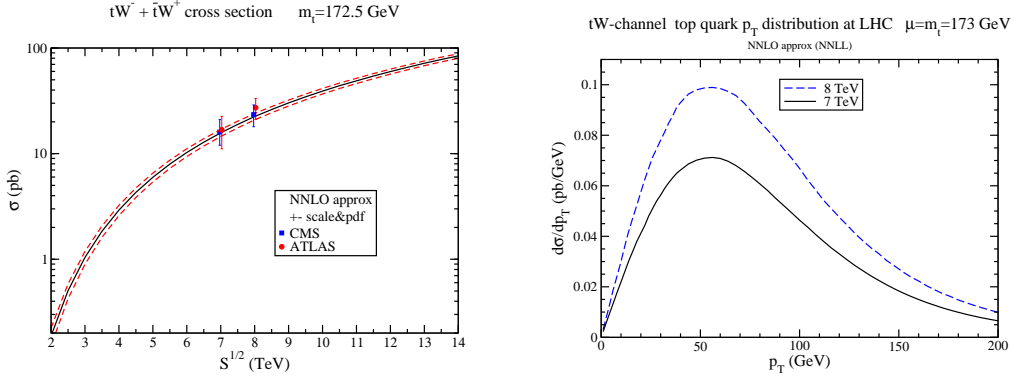


Figure 24: Total cross section for tW production (left); top-quark p_T distribution in tW^- production (right).

LHC	tW^- (pb)
7 TeV	$7.8 \pm 0.2^{+0.5}_{-0.6}$
8 TeV	$11.1 \pm 0.3 \pm 0.7$
14 TeV	$41.8 \pm 1.0^{+1.5}_{-2.4}$

Table 4: NNLO approximate tW^- production cross sections with $m_t = 173$ GeV.

The left plot in Fig. 24 shows the total tW cross section as a function of LHC energy together with LHC data at 7 TeV [61, 62] and 8 TeV [63, 64] energy. The agreement of data with theory is very good. The right plot displays the top-quark p_T distribution in tW^- production at LHC energies.

Table 4 shows the cross sections for tW^- production at LHC energies for a top quark mass $m_t = 173$ GeV. The NNLO approximate corrections increase the NLO cross section by $\sim 8\%$. The cross section for $\bar{t}W^+$ production is identical to that for tW^- .

8.4 Associated production of a top quark with a charged Higgs

Finally, we consider the production of a top quark in association with a charged Higgs boson [60]. Charged Higgs bosons appear in the Minimal Supersymmetric Standard Model (MSSM) and other two-Higgs doublet models. The soft anomalous dimension for this process is the same as for tW production.

Figure 25 shows the cross section for tH^- production in the MSSM at LHC energies as a function of charged Higgs mass. The NNLO approximate corrections increase the NLO cross section by ~ 15 to $\sim 20\%$, depending on the charged Higgs mass.

9 Summary

In these lectures I have presented higher-order calculations for top-quark production in hadronic collisions. I have discussed the resummation of soft-gluon corrections for top quark production via different partonic channels. NNLL resummation is achieved via two-loop eikonal calculations

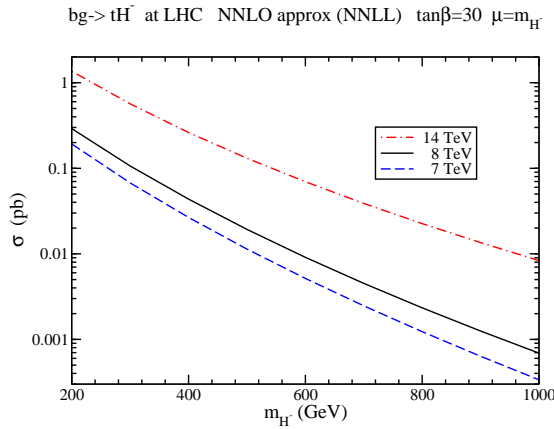


Figure 25: Total cross sections for charged Higgs production in association with a top quark.

of soft anomalous dimension matrices. NNLO approximate results for the $t\bar{t}$ production cross section and the top quark p_T and rapidity distributions are in excellent agreement with data from the LHC and the Tevatron. Single top cross sections and p_T distributions have been presented in all partonic channels and are also in excellent agreement with collider data. The NNLO approximate corrections are very significant and they reduce the theoretical errors.

Acknowledgements

This material is based upon work supported by the National Science Foundation under Grant No. PHY 1212472.

References

- [1] CDF Collaboration, Phys. Rev. Lett. **74**, 2626 (1995) [hep-ex/9503002].
- [2] D0 Collaboration, Phys. Rev. Lett. **74**, 2632 (1995) [hep-ex/9503003].
- [3] P. Nason, S. Dawson, and R.K. Ellis, Nucl. Phys. B **303**, 607 (1988).
- [4] W. Beenakker, H. Kuijf, W.L. van Neerven, and J. Smith, Phys. Rev. D **40**, 54 (1989); W. Beenakker, W.L. van Neerven, R. Meng, G.A. Schuler, and J. Smith, Nucl. Phys. B **351**, 507 (1991).
- [5] B.W. Harris, E. Laenen, L. Phaf, Z. Sullivan, and S. Weinzierl, Phys. Rev. D **66**, 054024 (2002) [hep-ph/0207055].
- [6] N. Kidonakis and G. Sterman, Phys. Lett. B **387**, 867 (1996); Nucl. Phys. B **505**, 321 (1997) [hep-ph/9705234].
- [7] N. Kidonakis and B.D. Pecjak, Eur. Phys. J. C **72**, 2084 (2012) [arXiv:1108.6063 [hep-ph]].
- [8] N. Kidonakis, Mod. Phys. Lett. A **19**, 405 (2004) [hep-ph/0401147]; Phys. Rev. D **73**, 034001 (2006) [hep-ph/0509079].
- [9] G. Sterman, Nucl. Phys. B **281**, 310 (1987).
- [10] S. Catani and L. Trentadue, Nucl. Phys. B **327**, 323 (1989).
- [11] J. Kodaira and L. Trentadue, Phys. Lett. **112B**, 66 (1982).
- [12] H. Contopanagos, E. Laenen, and G. Sterman, Nucl. Phys. B **484**, 303 (1997) [hep-ph/9604313].

- [13] S. Moch, J.A.M. Vermaseren, and A. Vogt, Nucl. Phys. B **646**, 181 (2002) [hep-ph/0209100]; Nucl. Phys. B **726**, 317 (2005) [hep-ph/0506288].
- [14] A. Gonzalez-Arroyo, C. Lopez, and F.J. Yndurain, Nucl. Phys. B **153**, 161 (1979).
- [15] G. Curci, W. Furmanski, and R. Petronzio, Nucl. Phys. B **175**, 27 (1980).
- [16] N. Kidonakis, Phys. Rev. Lett. **102**, 232003 (2009) [arXiv:0903.2561 [hep-ph]].
- [17] N. Kidonakis, arXiv:0910.0473 [hep-ph], in DPF 2009, eConf C090726.
- [18] S.V. Ivanov, G.P. Korchemsky, and A.V. Radyushkin, Yad. Fiz. **44**, 230 (1986) [Sov. J. Nucl. Phys. **44**, 145 (1986)]; G.P. Korchemsky and A.V. Radyushkin, Phys. Lett. B **171**, 459 (1986); Nucl. Phys. B **283**, 342 (1987); Phys. Lett. B **279**, 359 (1992) [hep-ph/9203222].
- [19] N. Kidonakis, Phys. Rev. D **82**, 114030 (2010) [arXiv:1009.4935 [hep-ph]].
- [20] A.D. Martin, W.J. Stirling, R.S. Thorne, and G. Watt, Eur. Phys. J. C **63**, 189 (2009) [arXiv:0901.0002 [hep-ph]].
- [21] ATLAS Collaboration, ATLAS-CONF-2012-131.
- [22] CMS Collaboration, CMS-PAS-TOP-11-024.
- [23] ATLAS Collaboration, ATLAS-CONF-2013-097.
- [24] CMS Collaboration, CMS-PAS-TOP-12-007.
- [25] CDF Collaboration, Phys. Rev. D **82**, 052002 (2010) [arXiv:1002.2919 [hep-ex]]; Conf. Note 10163.
- [26] D0 Collaboration, Phys. Lett. B **679**, 177 (2009) [arXiv:0901.2137 [hep-ex]]; Phys. Rev. D **82**, 032002 (2010) [arXiv:0911.4286 [hep-ex]]; Phys. Lett. B **704**, 403 (2011) [arXiv:1105.5384 [hep-ex]].
- [27] N. Kidonakis, arXiv:1210.7813 [hep-ph] (to appear in Particles and Nuclei); in Snowmass 2013 Proceedings, SNOW13-00008 [arXiv:1304.7775 [hep-ph]]; PoS (EPS-HEP 2013) 432 [arXiv:1309.1442 [hep-ph]].
- [28] M. Czakon, P. Fiedler, and A. Mitov, Phys. Rev. Lett. **110**, 252004 (2013) [arXiv:1303.6254 [hep-ph]].
- [29] M. Aliev, H. Lacker, U. Langenfeld, S. Moch, P. Uwer, and M. Wiedemann, Comput. Phys. Commun. **182**, 1034 (2011) [arXiv:1007.1327 [hep-ph]].
- [30] V. Ahrens, A. Ferroglia, M. Neubert, B.D. Pecjak, and L.L. Yang, Phys. Lett. B **703**, 135 (2011) [arXiv:1105.5824 [hep-ph]].
- [31] M. Beneke, P. Falgari, S. Klein, and C. Schwinn, Nucl. Phys. B **855**, 695 (2012) [arXiv:1109.1536 [hep-ph]].
- [32] M. Cacciari, M. Czakon, M. Mangano, A. Mitov, and P. Nason, Phys. Lett. B **710**, 612 (2012) [arXiv:1111.5869 [hep-ph]].
- [33] N. Kidonakis and R. Vogt, Phys. Rev. D **68**, 114014 (2003) [hep-ph/0308222].
- [34] D0 Collaboration, Phys. Lett. B **693**, 515 (2010) [arXiv:1001.1900 [hep-ex]].
- [35] D0 Collaboration, D0 Note 6379-CONF.
- [36] ATLAS Collaboration, ATLAS-CONF-2013-099.
- [37] CMS Collaboration, Eur. Phys. J. C **73**, 2339 (2013) [arXiv:1211.2220 [hep-ex]].
- [38] CMS Collaboration, CMS-PAS-TOP-12-028.
- [39] N. Kidonakis, Phys. Rev. D **84**, 011504 (2011) [arXiv:1105.5167 [hep-ph]].
- [40] D0 Collaboration, Phys. Rev. Lett. **103**, 092001 (2009) [arXiv:0903.0850 [hep-ex]].
- [41] CDF Collaboration, Phys. Rev. Lett. **103**, 092002 (2009) [arXiv:0903.0885 [hep-ex]].
- [42] N. Kidonakis, Phys. Rev. D **74**, 114012 (2006) [hep-ph/0609287].
- [43] N. Kidonakis, Phys. Rev. D **83**, 091503 (2011) [arXiv:1103.2792 [hep-ph]].
- [44] D0 Collaboration, Phys. Rev. D **84**, 112001 (2011) [arXiv:1108.3091 [hep-ex]].
- [45] CDF Collaboration, CDF Note 10793.
- [46] CMS Collaboration, JHEP 1212 (2012) 035 [arXiv:1209.4533 [hep-ex]].
- [47] CMS Collaboration, CMS-PAS-TOP-12-011.
- [48] ATLAS Collaboration, Phys. Lett. B **717**, 330 (2012) [arXiv:1205.3130 [hep-ex]].

- [49] ATLAS Collaboration, ATLAS-CONF-2012-132.
- [50] ATLAS Collaboration, ATLAS-CONF-2012-056.
- [51] J.M. Campbell, R. Frederix, F. Maltoni, and F. Tramontano, Phys. Rev. Lett. **102**, 182003 (2009) [arXiv:0903.0005 [hep-ph]].
- [52] R. Schwienhorst, C.-P. Yuan, C. Mueller, and Q.-H. Cao, Phys. Rev. D **83**, 034019 (2011) [arXiv:1012.5132 [hep-ph]].
- [53] P. Falgari, F. Giannuzzi, P. Mellor, and A. Signer, Phys. Rev. D **83**, 094013 (2011) [arXiv:1102.5267 [hep-ph]].
- [54] R. Frederix, E. Re, and P. Torrielli, JHEP 1209 (2012) 130 [arXiv:1207.5391 [hep-ph]].
- [55] N. Kidonakis, Phys. Rev. D **88**, 031504 (2013) [arXiv:1306.3592 [hep-ph]].
- [56] J. Wang, C.S. Li, and H.X. Zhu, Phys. Rev. D **87**, 034030 (2013) [arXiv:1210.7698 [hep-ph]].
- [57] N. Kidonakis, Phys. Rev. D **81**, 054028 (2010) [arXiv:1001.5034 [hep-ph]].
- [58] ATLAS Collaboration, ATLAS-CONF-2011-118.
- [59] S. Zhu, Phys. Lett. B **524**, 283 (2002); (E) B **537**, 351 (2002).
- [60] N. Kidonakis, Phys. Rev. D **82**, 054018 (2010) [arXiv:1005.4451 [hep-ph]].
- [61] ATLAS Collaboration, Phys. Lett. B **716**, 142 (2012) [arXiv:1205.5764 [hep-ex]].
- [62] CMS Collaboration, Phys. Rev. Lett. **110**, 022003 (2013) [arXiv:1209.3489 [hep-ex]].
- [63] ATLAS Collaboration, ATLAS-CONF-2013-100.
- [64] CMS Collaboration, CMS-PAS-TOP-12-040.