

Euclidean Dynamical Triangulation revisited: is the phase transition really first order?

Tobias Rindlisbacher*

Institute for Theoretical Physics, ETH Zürich, CH - 8093 Zürich, Switzerland

E-mail: rindlisbacher@itp.phys.ethz.ch

Philippe de Forcrand

Institute for Theoretical Physics, ETH Zürich, CH - 8093 Zürich, Switzerland and

CERN, Physics Department, TH Unit, CH-1211 Genève 23, Switzerland

E-mail: forcrand@itp.phys.ethz.ch

The transition between the two phases of 4D Euclidean Dynamical Triangulation [1] was long believed to be of second order until in 1996 first order behavior was found for sufficiently large systems [3, 4]. However, one may wonder if this finding was affected by the numerical methods used: to control volume fluctuations, in both studies [3, 4] an artificial harmonic potential was added to the action; in [4] measurements were taken after a fixed number of *accepted* instead of *attempted* moves which introduces an additional error. Finally the simulations suffer from strong critical slowing down which may have been underestimated.

In the present work, we address the above weaknesses: we allow the volume to fluctuate freely within a fixed interval; we take measurements after a fixed number of attempted moves; and we overcome critical slowing down by using an optimized parallel tempering algorithm [6]. With these improved methods, on systems of size up to $N_4 = 64k$ 4-simplices, we confirm that the phase transition is first order.

31st International Symposium on Lattice Field Theory LATTICE 2013

July 29 - August 3, 2013

Mainz, Germany

*Speaker.

1. Introduction

The transition between the two phases of 4D Euclidean Dynamical Triangulation (EDT) [1] was first believed to be of 2nd order until 1996 where in [3] for the first time 1st order behavior was reported for a system consisting of $N_4 = 32k$ 4-simplices. Shortly afterwards this finding was verified in [4] and extended to larger systems with $N_4 = 64k$. However, we were not completely convinced by the numerical methods used in the latter work; there were three things which disturbed us:

1. Measurements were taken after a fixed number of **accepted** (instead of attempted) moves, which introduces a systematic error.
2. The use of an artificial harmonic potential to control volume fluctuations also introduces a systematic error.
3. Autocorrelation and thermalization time could easily have been underestimated.

Therefore we wanted to crosscheck these old results with our own, hopefully correct code which satisfies detailed balance, uses a potential well instead of a harmonic potential to control volume fluctuations, and makes use of *parallel tempering* to cope with critical slowing down.

1.1 The EDT Model

In 4-dimensional Euclidean Dynamical Triangulation (EDT) [1] the formal path integral for *Euclidean* (local SO(4) instead of SO(3, 1) symmetry) *gravity*,

$$Z = \int \mathcal{D}[g_{\mu\nu}] e^{-S_{EH}[g_{\mu\nu}]}, \quad (1.1)$$

with $S_{EH} = -\frac{1}{16\pi G} \int d^4x \sqrt{g} (R - 2\Lambda)$ being the *Einstein-Hilbert action*, is regularized by approximating the configuration space (space of all diffeomorphism inequivalent 4-metrics) with the space of simplicial piecewise linear (PL) manifolds consisting of equilateral 4-simplices with fixed edge length a (such manifolds are also called *abstract triangulations*). Under such a discretization, the Einstein-Hilbert action turns into the *Einstein-Regge action* which for equilateral 4-simplices and a space-time of topology S^4 takes the simple form $S_{ER} = -\kappa_2 N_2 + \kappa_4 N_4$, where the N_i label the number of i -simplices in the PL manifold, $\kappa_2 = \frac{V_2}{4G}$ and $\kappa_4 = \frac{10 \arccos(1/4) V_2 + \Lambda V_4}{8\pi G}$, with $V_n = a^n \frac{\sqrt{n+1}}{n! \sqrt{2^n}}$ being the volume of a n -simplex and G, Λ the gravitational and cosmological coupling respectively. The partition function (1.1) can now be written as

$$Z(\kappa_2, \kappa_4) = \sum_T \frac{1}{C_T} e^{\kappa_2 N_2(T) - \kappa_4 N_4(T)} = \sum_{N_4} Z(\kappa_2, N_4) e^{-\kappa_4 N_4}, \quad (1.2)$$

where the sum after the first equality sign runs over all abstract triangulations T of S^4 and C_T is for each T a corresponding symmetry factor¹. The second equality sign defines the canonical partition function $Z(\kappa_2, N_4)$. The partition function (1.2) is suitable for use in a Markov chain Monte Carlo simulation with Metropolis updates consisting of the so-called *Pachner moves* [1].

¹ C_T is assumed to be ~ 1 for sufficiently large systems.

1.2 Phase Diagram

The grand canonical partition function (1.2) is finite only if $\kappa_4 > \kappa_4^{cr}(\kappa_2)$. We therefore have a critical line for convergence in the (κ_2, κ_4) -plane, given by $\kappa_4^{cr}(\kappa_2)$. To obtain the thermodynamic limit ($N_4 \rightarrow \infty$) we have to ensure that $\kappa_4 \xrightarrow{N_4 \rightarrow \infty} \kappa_4^{cr}(\kappa_2)$. For quasi-canonical simulations around some fixed volume \bar{N}_4 , it follows from (1.2) that we can define a pseudo-critical $\kappa_4^{pcr}(\kappa_2, \bar{N}_4) = \frac{\partial \ln(Z(\kappa_2, N_4))}{\partial N_4} \Big|_{N_4 = \bar{N}_4}$, which corresponds to the value of κ_4 for which the N_4 -distribution is flat around \bar{N}_4 .

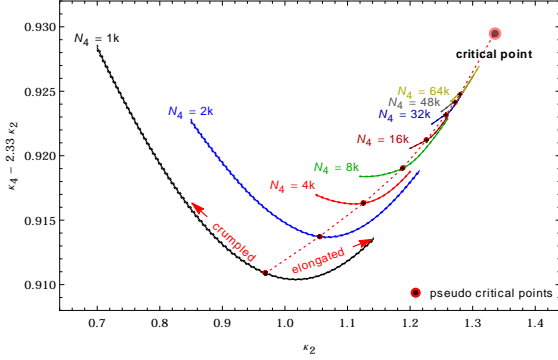


Figure 1: Phase diagram for 4D EDT. The Figure shows $\kappa_4^{pcr}(\kappa_2, N_4)$ as a function of κ_2 for different N_4 together with the corresponding pseudo-critical points $(\kappa_2^{pcr}(N_4), \kappa_4^{pcr}(\kappa_2^{pcr}(N_4), N_4))$. The dotted red line separates the *crumpled* from the *elongated* phase; in the limit $N_4 \rightarrow \infty$ this line ends at the *critical point*: $(\kappa_2^{cr}, \kappa_4^{cr})$. To improve readability, the y-axis shows $(\kappa_4 - 2.33 \kappa_2)$ instead of κ_4 itself.

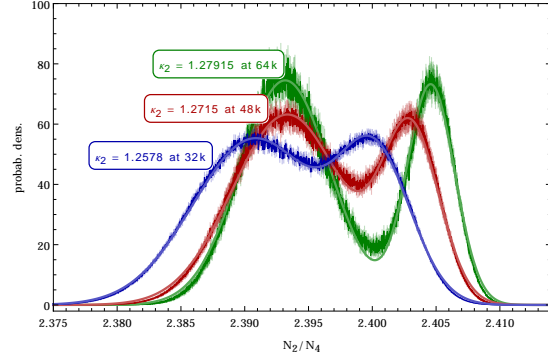


Figure 2: N_2 -distribution for systems of size $N_4 = 32k$ (blue), $48k$ (red) and $64k$ (green): the solid lines are double-Gaussian fits to the data. It can be seen that the double peak structure becomes more pronounced with increasing system size and there is no sign that the peaks will merge again in the thermodynamic limit. This is characteristic of a 1st order transition.

For constant N_4 , we can define (see Fig. 1) a line $\kappa_4^{pcr}(\kappa_2, N_4)$ as a function of κ_2 , along which two phases are separated by a pseudo-critical point at $\kappa_2 = \kappa_2^{pcr}(N_4)$. For $\kappa_2 < \kappa_2^{pcr}(N_4)$ we are in the *crumpled phase* where a typical configuration is highly collapsed in the sense that the distance between any two 4-simplices is very short, leading to a large (infinite) Hausdorff dimension. For $\kappa_2 > \kappa_2^{pcr}(N_4)$ we are in the *elongated phase* with Hausdorff dimension ~ 2 , where a typical configuration consists of a so-called *baby-universe tree*: the total volume is subdivided into smaller parts, the *baby-universes*, which are pairwise connected by only a small neck. This structure is hierarchical in a treelike manner: consider the largest baby-universe as “mother” with outgrowing smaller “babies” which in turn give birth to their own “babies”, and so on (see Fig. 3).

The true *critical point* in the thermodynamic limit is obtained as

$$(\kappa_2^{cr}, \kappa_4^{cr}) = \lim_{N_4 \rightarrow \infty} (\kappa_2^{pcr}(N_4), \kappa_4^{pcr}(\kappa_2^{pcr}(N_4), N_4)). \quad (1.3)$$

2. Simulation Methods

We are interested in the canonical system, but as there is no set of ergodic moves known for




Figure 3: Representative configurations in the crumpled (left, $\kappa_2 = 1.24$) and elongated (right, $\kappa_2 = 1.27$) phase at system size $N_4 \approx 32k$: in the crumpled phase, the triangulation consists of one large, highly connected bunch with outgrowths which are at least an order of magnitude smaller. In the elongated phase on the other hand, although a largest component still exists and may be called “mother universe”, it is much smaller than in the crumpled phase and some of its outgrowths (the “babies”) are of comparable size.

the space of triangulations of fixed volume, we can only run *quasi-canonical*² Markov chain Monte Carlo simulations with local updates consisting of the five Pachner moves.

2.1 Detailed Balance

Calling T_k the current triangulation in our Markov chain, we obtain T_{k+1} as follows:

1. randomly choose a move type $n \in \{0, \dots, 4\}$
2. randomly choose one of the N_4 4-simplices of T_k and call it D
3. randomly choose one of the $\binom{5}{n+1}$ n -simplices contained in D and call it S
4. perform a Metropolis test with acceptance probability $p_n(T_k, S)$:
 - accept: T_{k+1} is obtained from T_k by applying the n -move at S
 - reject: $T_{k+1} = T_k$

The acceptance probability at step 4 is given by [5]

$$p_n(T, S) = \begin{cases} p_n(N_4(T)) & \text{if } n\text{-move possible at } S \in T \\ 0 & \text{else} \end{cases}, \quad (2.1)$$

where $p_n(N_4) = \min \left\{ 1, \frac{N_4}{N_4 + \Delta N_4(n)} e^{\kappa_2 \Delta N_2(n) - \kappa_4 \Delta N_4(n)} \right\}$ is the so-called *reduced transition probability*, $\Delta N_i(n)$ labels the change of N_i under a n -move, and a n -move is considered as possible at S if S is contained in $(5-n)$ 4-simplices³ and the application of the move does not violate the *manifold constraint* which requires that the move will not produce any simplex which already exists in the triangulation.

²I.e. grand canonical simulations where the volume is constrained to fluctuate around some desired volume \bar{N}_4 .

³If a n -simplex is contained in $(5-n)$ 4-simplices, the complex spanned by these 4-simplices can be replaced by another complex which has the same boundary but consists of $(n+1)$ 4-simplices which share a common $(d-n)$ -simplex (orthogonal/dual to the initial n -simplex). This is precisely the action of a Pachner n -move.

2.2 Controlling the Volume

In previous work [1, 3, 4], the volume was controlled by adding a harmonic potential, $U = \frac{\delta}{2} (N_4 - \bar{N}_4)^2$ to the Einstein-Regge action. This of course introduces a systematic error for all moves which change N_4 . We therefore decided to rather use an infinite potential well of some reasonable width $w \approx 2\sigma(N_2)/2.5$, where $2.5 = \max_n \left\{ \frac{\Delta N_2(n)}{\Delta N_4(n)} \right\}$ and $\sigma(N_2)$ is the square root of the N_2 -susceptibility.

With such a potential well we can not use the saddle point expansion method from [5] to tune κ_4 to its pseudo-critical value $\kappa_4^{pcr}(\kappa_2, \bar{N}_4)$. Instead we made use of a method mentioned in [2]: as the N_4 -histogram has to be flat around \bar{N}_4 if $\kappa_4 = \kappa_4^{pcr}(\kappa_2, \bar{N}_4)$, we have that

$$\bar{p}_4^{geo}(\bar{N}_4) p_4^{pcr}(\bar{N}_4) = \bar{p}_0^{geo}(\bar{N}_4 + \Delta N_4(4)) p_0^{pcr}(\bar{N}_4 + \Delta N_4(4)), \quad (2.2)$$

where $p_n^{pcr}(N_4)$ is the reduced transition probability $p_n(N_4)$ from Sec. 2.1 with $\kappa_4 = \kappa_4^{pcr}(\kappa_2, \bar{N}_4)$ and $\bar{p}_n^{geo}(N_4)$ is the average probability to select within a configuration of size N_4 a n -simplex where a n -move can be applied (we call these *geometric probabilities*). One can then solve for $\kappa_4^{pcr}(\kappa_2, \bar{N}_4)$ which leads to

$$\kappa_4^{pcr}(\kappa_2, \bar{N}_4) = \frac{1}{\Delta N_4(4)} \left[\ln \left(\frac{\bar{p}_4^{geo}(\bar{N}_4)}{\bar{p}_0^{geo}(\bar{N}_4 + \Delta N_4(4))} \right) - \ln \left(1 + \frac{\Delta N_4(4)}{\bar{N}_4} \right) \right] + \frac{\Delta N_2(4)}{\Delta N_4(4)} \kappa_2. \quad (2.3)$$

As the 4-move is always possible, only \bar{p}_0^{geo} has to be measured.

2.3 Autocorrelation Time

Critical slowing down is much worse for 1st order transitions than for 2nd order. This is because transitions between the two phases are **exponentially** suppressed with increasing system size. To overcome this problem, we use an optimized *parallel tempering* algorithm as described in [6]: for a fixed average volume \bar{N}_4 , we simulate in parallel 48 systems (called *replicas*) along the pseudo-critical line $\kappa_4^{pcr}(\kappa_2, \bar{N}_4)$, such that they connect a region with fast relaxation in the crumpled phase with a region with fast relaxation in the elongated phase and thereby pass through the critical region around $\kappa_2^{pcr}(\bar{N}_4)$. At regular intervals, a swap of configurations between neighboring ensembles is attempted. This motion of configurations through coupling space permits a faster evolution. We start with equally spaced κ_2 values and apply after some runtime the optimization procedure of [6] which gives us a new set of couplings for which the configuration exchange between replicas is more frequent. A study of the efficiency of this procedure can be found in [6].

3. Data Analysis and Results

Due to the use of a potential well instead of a harmonic potential to control the system volume and due to the tuning of κ_4 to its pseudo-critical value, we have significant volume fluctuations in the data which also affect for example the N_2 distribution. To take this into account, we project the data in the (N_2, N_4) -plane along the "correlation direction" before evaluating any observables, i.e. instead of N_2 we use

$$\bar{N}_2 = N_2 - \frac{\langle (N_2 - \langle N_2 \rangle) (N_4 - \langle N_4 \rangle) \rangle}{\langle N_4 - \langle N_4 \rangle \rangle^2} (N_4 - \langle N_4 \rangle) \quad (3.1)$$

to evaluate observables depending on N_2 . We checked that this leads to the same results as when evaluating the observables only on data subsets corresponding to single, fixed N_4 values. From now on, when talking about the N_2 -distribution, we mean the corrected, fixed N_4 -version (3.1).

After that, we use *multi-histogram reweighting* [7] with respect to κ_2^4 . The errors are determined with the Jack-Knife method with 20 sets. In multi-histogram reweighting, these sets consist of the simultaneous data of all the simulations at different κ_2 values, therefore cross-correlations should automatically be taken into account.

3.1 N_2 Distribution

As stated in [4], the N_2 -distribution starts to be double-peaked for systems consisting of more than ~ 32000 4-simplices. The distributions for systems with 32k, 48k and 64k 4-simplices are shown in Figure 2. It can be seen that the double peak structure becomes more pronounced with increasing system size and that there is so far no sign that the peaks will merge again in the thermodynamic limit. This behavior is characteristic of a 1st order transition.

3.2 Scaling of B_4

A more quantitative method to determine the order of a phase transition is to study finite-size scaling of the 4th order Binder cumulant (Kurtosis) of the N_2 distribution, $B_4[N_2] = \frac{\langle (N_2 - \langle N_2 \rangle)^4 \rangle}{\langle (N_2 - \langle N_2 \rangle)^2 \rangle^2}$. According to [8], this quantity should for large N_4 scale like

$$B_4^{pcr}[N_2](N_4) \approx B_4^{cr}[N_2] + c_1 N_4^{-\omega}, \quad (3.2)$$

where $B_4^{cr}[N_2]$ is the critical, infinite volume value of the Binder cumulant. For a 2nd order transition one should get $1 < B_4^{cr}[N_2] < 3$ and $\omega = 1/d_H \nu$, where ν is the critical exponent of the correlation length $\xi_{N_2} \approx |\kappa_2^{cr} - \kappa_2|^{-\nu}$ and d_H the *Hausdorff dimension*, whereas for a 1st order transition we should obtain $B_4^{cr}[N_2] = 1$ and $\omega = 1$.

We tried to fit our data for $B_4^{pcr}[N_2](N_4)$ assuming 1st and 2nd order scaling ansätze (see Figs. 4 and 5). As is typical for a weak 1st order transition, the 2nd order fit seems to work fine, but the obtained values $B_4^{cr}[N_2] = -4.2 \pm 5.0$ and $\nu = 1/d_H \omega = 2.01 \pm 0.74$ do not make much sense. Now, fixing $\omega = 1$ for the 1st order ansatz, it is not possible to obtain $B_4^{cr}[N_2] = 1$ from a fit, not even when using only the data points from the largest two simulated systems: in this case we obtain $B_4^{cr}[N_2] \approx 0.7$. As the Binder cumulant involves a 4th order moment, it requires rather large statistics which we probably have not accumulated yet for the largest system. A fit to the data of the next smaller pair of systems, i.e. those consisting of 48k and 32k 4-simplices, leads to $B_4^{cr}[N_2] \approx 1.6$, which shows that our systems are presumably still too small and we will have to include higher order scaling corrections to obtain a meaningful fit.

4. Conclusion

Our study confirms the qualitative findings of [3, 4]: for $\kappa_2 \approx \kappa_2^{pcr}(N_4)$ we find for $N_4 \geq 32k$ a clear double peak structure in the N_2 distribution, which becomes more pronounced with

⁴The parallel tempering optimization procedure mentioned above also leads to a good distribution of simulation points for the reweighting.

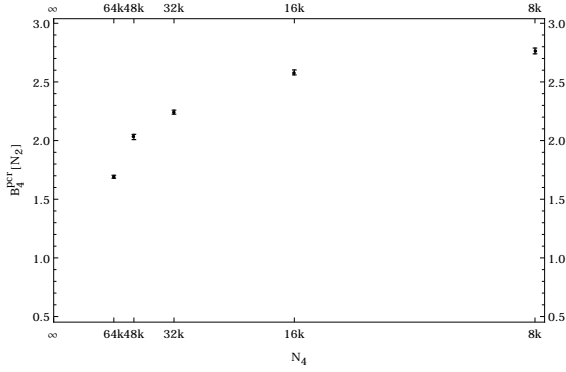


Figure 4: Binder cumulant $B_4^{pcr}[N_2]$ as a function of $1/N_4$. The red lines correspond to fits of the form (3.2) with $\omega = 1$ (1st order transition) to the data of the largest and second largest pair of systems. The value $B_4^{cr}[N_2] \approx 0.7$ obtained from the largest pair is too small, whereas the fit for the second largest pair yields a too large value: $B_4^{cr}[N_2] \approx 1.6$.

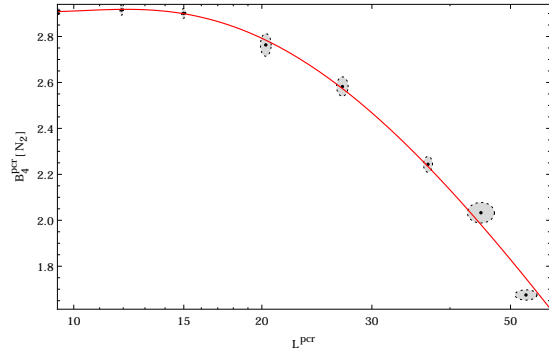


Figure 5: Binder cumulant $B_4^{pcr}[N_2]$ as a function of average linear system size $L^{pcr}(N_4)$, assuming a 2nd order transition, together with a fit of the form (3.2) where $N_4^\omega = (L^{pcr})^{1/\nu}$. We also included higher order corrections. It can be seen that the fit seems to work fine, but the obtained values $B_4^{cr}[N_2] = -4.2 \pm 5.0$ and $\nu = 2.01 \pm 0.74$ do not make much sense.

increasing system size (and there is no sign that the two peaks will eventually merge again in the thermodynamic limit). This is characteristic of a weak 1st order transition. But the standard 1st order ansatz for finite-size scaling of $B_4^{pcr}[N_2]$ did not work so far; presumably our systems are still too small and we have to include higher order scaling corrections.

References

- [1] J. Ambjorn, J. Jurkiewicz, *Four-dimensional simplicial quantum gravity*, Phys. Lett. B 278, 42-50 (1992)
- [2] B. Bruegmann, *Monte Carlo simulations of 4d simplicial quantum gravity*, J. Math. Phys. 36, 6340-6352 (1995), *arXiv:hep-lat/9504004*
- [3] P. Bialas, Z. Burda, A. Krzywicki, B. Petersson, *Focusing on the Fixed Point of 4D Simplicial Gravity*, Nucl. Phys. B 472, 293-308 (1996), *arXiv:hep-lat/9601024*
- [4] B. V. de Bakker, *Further evidence that the transition of 4D dynamical triangulation is 1st order*, Phys. Lett. B 389, 238-242 (1996), *arXiv:hep-lat/9603024*
- [5] B. V. de Bakker, *Simplicial Quantum Gravity*, *arXiv:hep-lat/9508006*
- [6] B. Bauer, E. Gull, S. Trebst, M. Troyer, D. A. Huse, *Optimized broad-histogram simulations for strong first-order phase transitions: Droplet transitions in the large-Q Potts model*, J. Stat. Mech. P01020 (2010), *arXiv:0912.1192 [cond-mat.stat-mech]*
- [7] A.M. Ferrenberg, R.H. Swendsen, *New Monte Carlo technique for studying phase transitions*, Phys. Rev. Lett. 63, p. 1658 (1989)
- [8] K. Binder, K. Vollmayr, H.-P. Deutsch, J. D. Reger, M. Scheucher, D. P. Landau, *Monte Carlo Methods for First Order Phase Transitions: Some Recent Progress*, Int. J. Mod. Phys. C 3 (5), 1025-1058 (1992)